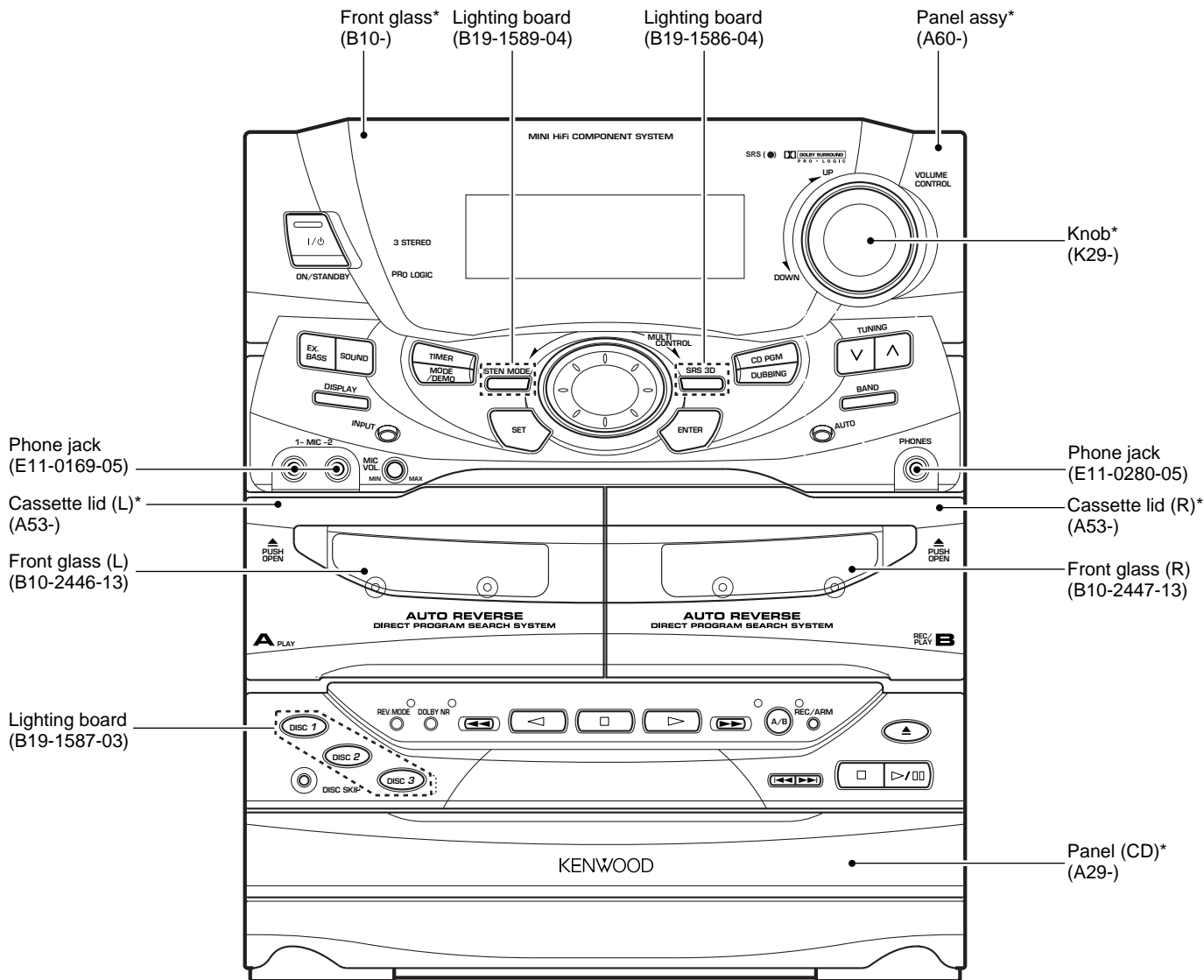


MINI HiFi COMPONENT SYSTEM  
 RXD-951/951E/951W/A900/A700/  
 A700E/A700W/V616/V818/V919  
**SERVICE MANUAL**  
 (XD-951~V919)\*\*

**KENWOOD**

© 1998-6/B51-5444-00 (K/K) 3264



**\*\*Refer to page 2 if you want to know system configuration.**

In compliance with Federal Regulations, following are reproductions of labels on, or inside the product relating to laser product safety.

Refer to RXD-500/700 (B51-5300-00), If you require TUNER preset frequency in detail.  
 Refer to RXD-501/etc(B51-5420-00), if you require CIRCUIT DESCRIPTION in detail.

**\* Refer to parts list on page 62.**

KENWOOD-Crop. certifies this equipment conforms to DHHS Regulations No. 21 DFR 1040. 10, Chapter 1, Subchapter J.

**DANGER : Laser radiation when open and interlock defeated. AVOID DIRECT EXPOSURE TO BEAM**

# RXD-951/A700/A900/V616/V818/V919

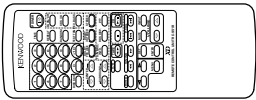
## CONTENTS / ACCESSORIES

### Contents

CONTENTS / ACCESSORIES .....	2	WIRING DIAGRAM .....	15
EXTERNAL VIEW .....	3	PC BOARD .....	18
DISASSEMBLY FOR REPAIR .....	4	SCHEMATIC DIAGRAM .....	27
BLOCK DIAGRAM .....	5	EXPLODED VIEW .....	60
CIRCUIT DESCRIPTION .....	6	PARTS LIST .....	62
ADJUSTMENT .....	11	SPECIFICATIONS .....	88

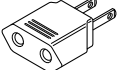
### Accessories

Remote control unit (1)  
(A70-1221-05) : RC-951R



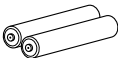
Battery cover (A09-1117-08)

AC plug adaptor (1)  
(E03-0115-05)

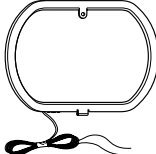


Use to adapt the plug on the power cord to the shape of the wall outlet.  
(Accessory only for regions where use is necessary.)

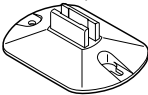
Batteries (R6/AA) (2)



AM loop antenna (1) (T90-0833-05)



Loop antenna stand (1)  
(J19-3645-05)




Surround speaker system

- Surround speaker (2)
- Speaker cord (2)
- Speaker stabilizer (8)
- Wall mount hardware (2)
- Screw (4)
- Center speaker (1)
- Speaker cord (1)
- Speaker stabilizer (4)\*

\*Except for CRS-N551

Speaker cords (4)  
XD-951/XD-A900

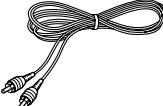
Speaker cords (2)  
XD-A700




(Provided in the speaker package)

FM indoor antenna (1)

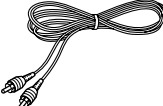
Europe and U.K.  
(T90-0836-05)




Other countries  
(T90-0801-05)



Video cord (1)  
(E30-1427-05)



Speaker cushions (8)  
(G11-2345-04)



### Model name vs remote controller

Remote controller		Model name	Destination	Battery cover
Parts number	Model name			
A70-1218-05	RC-V919	RXD-V919	M2I2V2	A09-1117-08
A70-1219-05	RC-V818	RXD-V818	M3I3V3	
A70-1220-05	RC-951	RXD-V616	M4I4V4	
		RXD-A900	K1P1	
		RXD-A700	K2P2X2	
A70-1221-05	RC-951R	RXD-951	M1I1XIYIM5	
		RXD-951	E1	
		RXD-951E	E2	
		RXD-A700E	E3	
		RXD-951W	Q1	
		RXD-A700W	Q2	

### System configuration

SYSTEM	MAIN UNIT	DESTINATION	SPEAKER	SPEAKER	SP CORD PARTS.NO.
XD-A900	RXD-A900	K1P1	LS-N851	CRS-N851	E30-5471-05
XD-951	RXD-951	X1Y1M1E1M5	LS-N851	CRS-N851	E30-5471-05
XD-951E	RXD-951E	E2	LS-N851	CRS-N851	E30-5471-05
XD-951W	RXD-951W	Q1	LS-N851	CRS-N851	E30-5471-05
XD-A700	RXD-A700	K2P2	LS-N451	CRS-N551	E30-5120-08
XD-A700	RXD-A700	X2	LS-N551	CRS-N851	E30-5474-08
XD-A700E	RXD-A700E	E3	LS-N551	CRS-N851	E30-5474-08
XD-A700W	RXD-A700W	Q2	LS-N551	CRS-N851	E30-5474-08
XD-V616	RXD-V616	M4I4V4	LS-N651	-	E30-5475-05
XD-V818	RXD-V818	M3I3V3	LS-N851	-	E30-5471-05
XD-V919	RXD-V919	M2I2V2	LS-N851	CRS-N851	E30-5471-05

### Refer to the ICs.

Ref. No.	Parts No.	Refer to Service Manual(page)	Remarks
(X09) IC10	M38199MF-080FP	RXD-501/etc. (9, 10)	It is the same H38199MF-075FP.
(X09) IC10	M38199MF-080FP	RXD-501/etc. (9, 10)	
(X14) IC1	uPD780204-038	RXD-501/etc. (11)	—
(X28) IC6	TC74HC166AP	RXD-501/etc. (12)	

## EXTERNAL VIEW

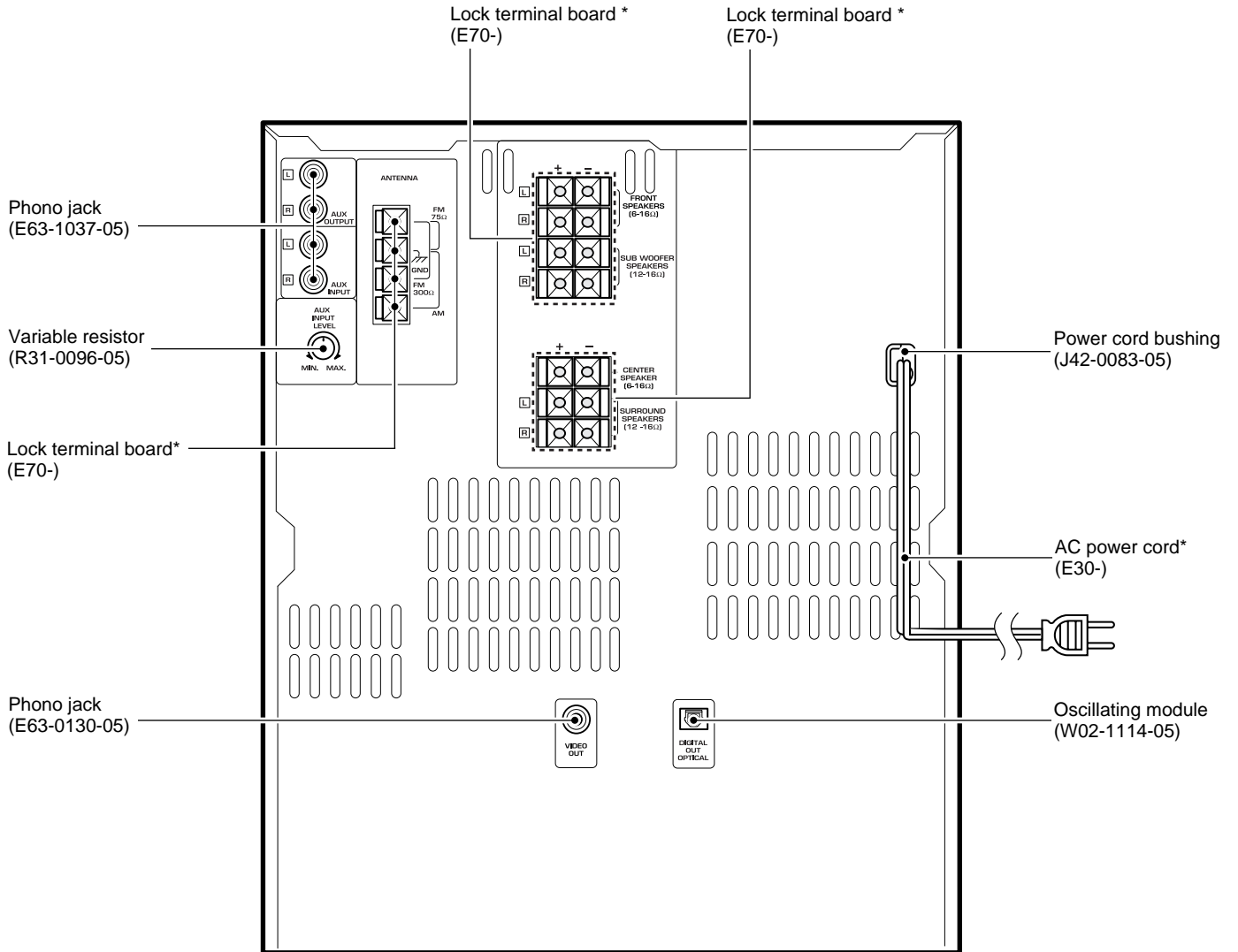


Illustration is RXD-V919.  
 \* Refer to parts list on page 62.

## DISASSEMBLY FOR REPAIR

### 1. How to remove the front panel.

- (1) Turn the power ON and then push the open/close key to open the tray.
- (2) After removed the tray cover, push the open/close key to close the tray and then turn the power OFF.
- (3) Remove the push rivet (①) and 4 screws (②, ③).
- (4) The front panel can be separated by removing the 3 screws (④) located at the bottom plate of the front panel.

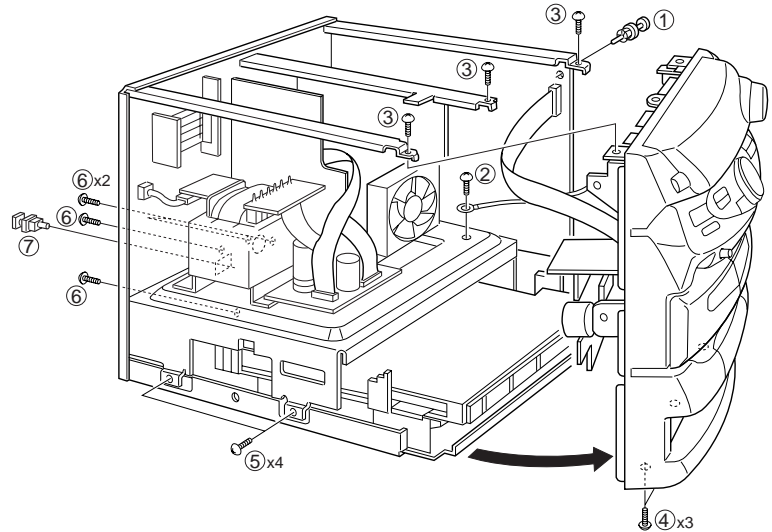


Fig.1

### 2. How to remove the CD mechanism

- (1) Remove 4 screws (⑤) on the left side/right side of chassis.
- (2) Remove 4 screws (⑥) and the cap (⑦) on the rear panel.
- (3) Disengage the CD mechanism as FIG.2.
- (4) Connect the GND plate of X32 PCB and the chassis with a alligator clip wire (⑧).

### 3. How to remove the mult control knob.

- Remove the knob by string (⑨).

### 4. How to open the tray if not comes out.

- (1) From the rear side of the CD mechanism, use a screw driver or the like to turn the friction arm fully counterclockwise.
- (2) Pull out the tray front wards by hand when the tray comes just out.

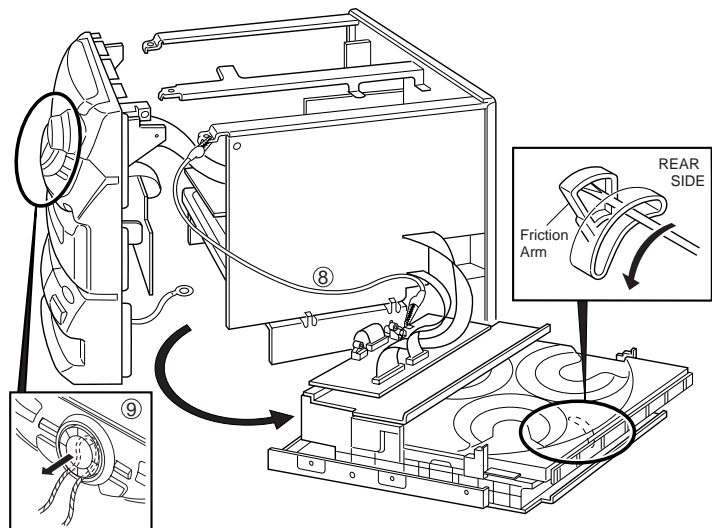


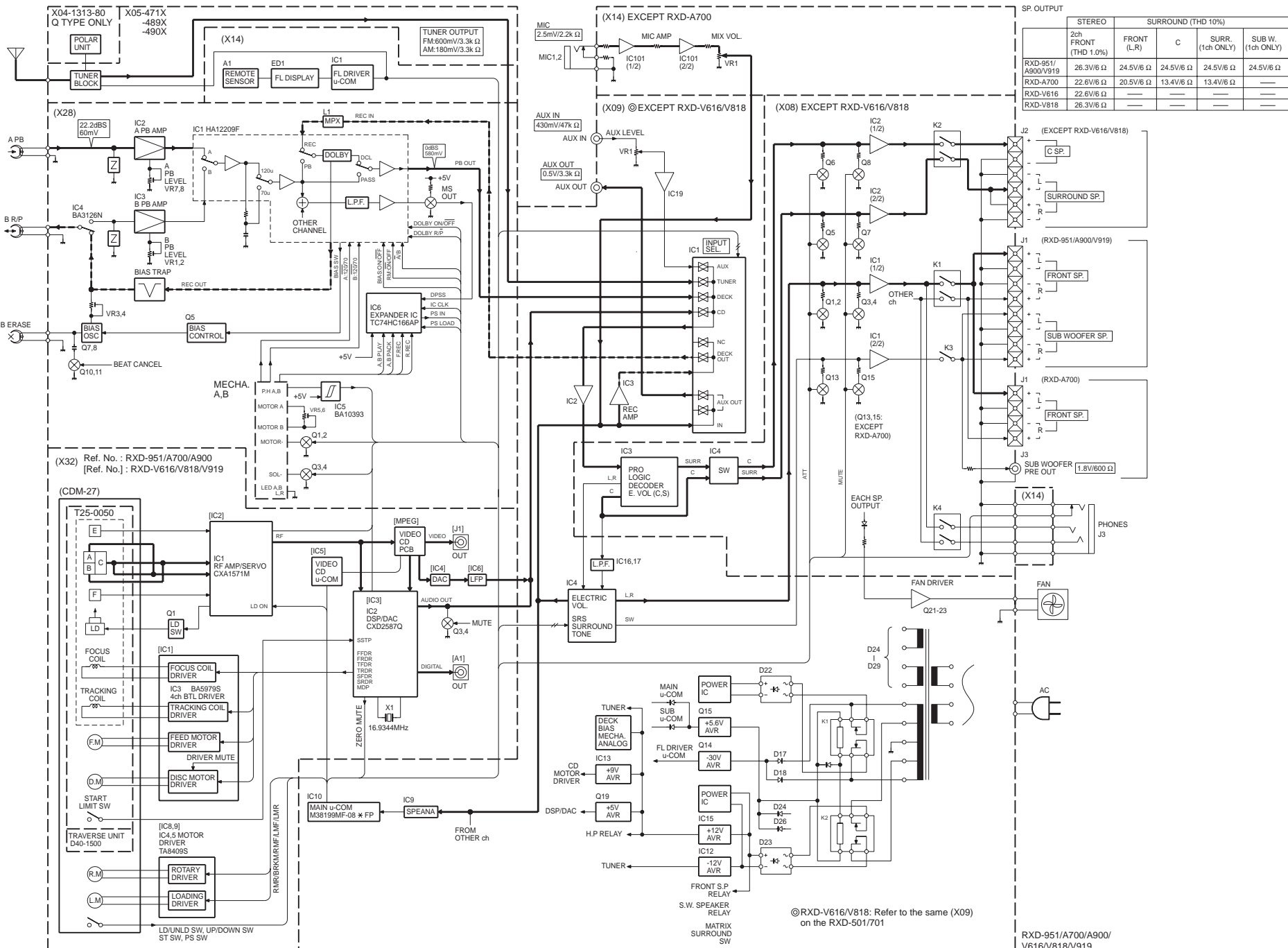
Fig.2

\* As for details of items in the below, refer to RXD-F3 service manual (B51-5091-00).

- (1) How to detach the tray.
- (2) How to attach the tray.
- (3) Replacing the pickup.

# RXD-951/A700/A900/V616/V818/V919

## BLOCK DIAGRAM



	STEREO		SURROUND (THD 10%)		
	2ch FRONT (THD 1.0%)	FRONT (L,R)	C	SURR. (1ch ONLY)	SUB W. (1ch ONLY)
RXD-951/A900/V919	26.3V/6Ω	24.5V/6Ω	24.5V/6Ω	24.5V/6Ω	24.5V/6Ω
RXD-A700	22.6V/6Ω	20.5V/6Ω	13.4V/6Ω	13.4V/6Ω	—
RXD-V616	22.6V/6Ω	—	—	—	—
RXD-V818	26.3V/6Ω	—	—	—	—

©RXD-V616/V818: Refer to the same (X09) on the RXD-501/701

RXD-951/A700/A900/V616/V818/V919

## CIRCUIT DESCRIPTION

### 1. Initialization

#### 1-1 Setting of initial conditions

While pressing the [ENTER] key, plug the AC cord into the AC power outlet.

#### 1-2 Initializing operation

- A microcomputer is initialized for start when the AC power is turned on while pressing the [ENTER] key. At that time, CD mechanism and CASSETTE mechanism are also initialized.
- During the initial operation, the display shows "INITIALIZE" and after that the clock blinks up on display.

#### 1-3 The backup data and initial items.

ITEMS		
AMP	POWER	OFF
	VOLUME	45
	BALANCE	CENTER
	* MUTING	OFF
	* EQ	OFF (ROCK)
	EQ. MANU	FLAT
	* EX. BASS	ON
	S. W. *	LEVEL3
	SRS 3D	OFF
	3D LEVEL	LEVEL +5
	INPUT SEL	TUNER
	* DISPLAY MODE	DISPLAY AUTO
	DEMO	OFF
	DOLBY PRO LOGIC *	OFF
	DOLBY 3 STEREO *	OFF
	CENTER MODE *	NORMAL
DELAY TIME *	20 msec	
CENTER LEVEL *	0 (-10dB)	
SURROUND LEVEL *	0 (-10dB)	
TUNER	BAND	FM
	LAST f	LOWEST FREQUENCY
	LAST Pch	— —
	AUTO/MONO	AUTO
	Pch	TEST f
CLOCK TIMER	* CLOCK	AM 12 : 00 ***
	PROG ON	AM 12 : 00
	PROG OFF	AM 12 : 00
	PRO MODE	TIMER PLAY
	SOURCE	TUNER
	Pch	1
	EXE	OFF
	OTT	OFF
	* SLEEP	OFF
	DIRECTION	FORWARD
DECK	RVS MODE	▷
	DOLBY NR	OFF
	* A/B	B
	* ACTIVE MODE	STOP

ITEMS		
CD/VCD	* PLAY MODE	TRACK
	AUTO/NTSC/PAL	AUTO
	* AUTO PBC	ON
	* DIGEST	OFF
	* MEMORY STOP	OFF
	* REPEAT	OFF
	* RANDOM	OFF
	* ACTIVE MODE	STOP
	* TIME	SINGLE

\* None backup data

\* Except RXD-V616

\*\* Except RXD-V616/V818

\*\*\* Display [ -- : -- ]

#### 1-4 Mechanism initialization

##### 1-4-1 CD mechanism

- Disc unclamps (traverse down)
- Rotary tray rotates (1/3 rotation)
- If a mechanism error occurs, "CD" is indicated on the display.

##### 1-4-2 DECK mechanism

- When initial condition becomes NG for the third time, decide the error.  
The error condition is displayed as "X" on the display.

##### 1-4-3 Error display

CD X ERR

### 2. Test mode of the receiver

\* Refer to the 3. test mode on page 7, 8 of the Service manual RXD-501/etc. (B51-5420-00).

\* It makes description of addition RXD-V919 only.  
(The operation of the keys)

Push Key	Active description
* SKIP UP (▶▶)	Setting CENTER LEVEL -10 (Min) → 0 → +10 (Max)
* SKIP DOWN (◀◀)	-10 (Min) ← 0 ← +10 (Max)
* FF (▶▶)	Setting SURROUND LEVEL -10 (Min) → 0 → +10 (Max)
* RWD (◀◀)	-10 (Min) ← 0 ← +10 (Max)
CD PGM	DOLBY PRO LOGIC ON
DUBBING	DOLBY 3 STEREO ON
TIMER	STEREO ON

\* • Input selector : Except TUNER

• Surround mode : DOLBY mode (PRO LOGIC, 3ST)

## CIRCUIT DESCRIPTION

### 3. Key matrix

FL driver u-COM (uPD780204-038) : (X14-) IC1

VOLTAGE (V)	AD0 (33pin)	AD1 (32pin)	AD2 (31pin)	AD3 (30pin)	AD4 (29pin)	AD5 (28pin)	AD6 (27pin)
0 ~ 0.82	POWER	EX. BASS	CD PGM	TUNING UP	CD ◀◀	A / B	DOLBY NR
0.84 ~ 1.64	–	* 1) SOUND	DUBBING	TUNING DOWN	CD ▶▶	TAPE ▶▶	REV MODE
1.66 ~ 2.52	–	* 2)	SRS	BAND	CD ■	TAPE ▶	DISC 1
2.54 ~ 3.38	–	INPUT	* 3)	AUTO	CD ▶/	TAPE ■	DISC SKIP
3.40 ~ 4.18	–	MODE / DEMO	SET	ENTER	CD ▲	TAPE ◀	DISC 2
4.20 ~ 4.78	–	TIMER	–	–	TAPE ●	TAPE ◀◀	DISC 3

\* 1) • EXCEPT : RXD-V616/V818

\* 2) • RXD-V616/V818/V919 : KARAOKE

\* 3) • RXD-V616/V818 : SOUND

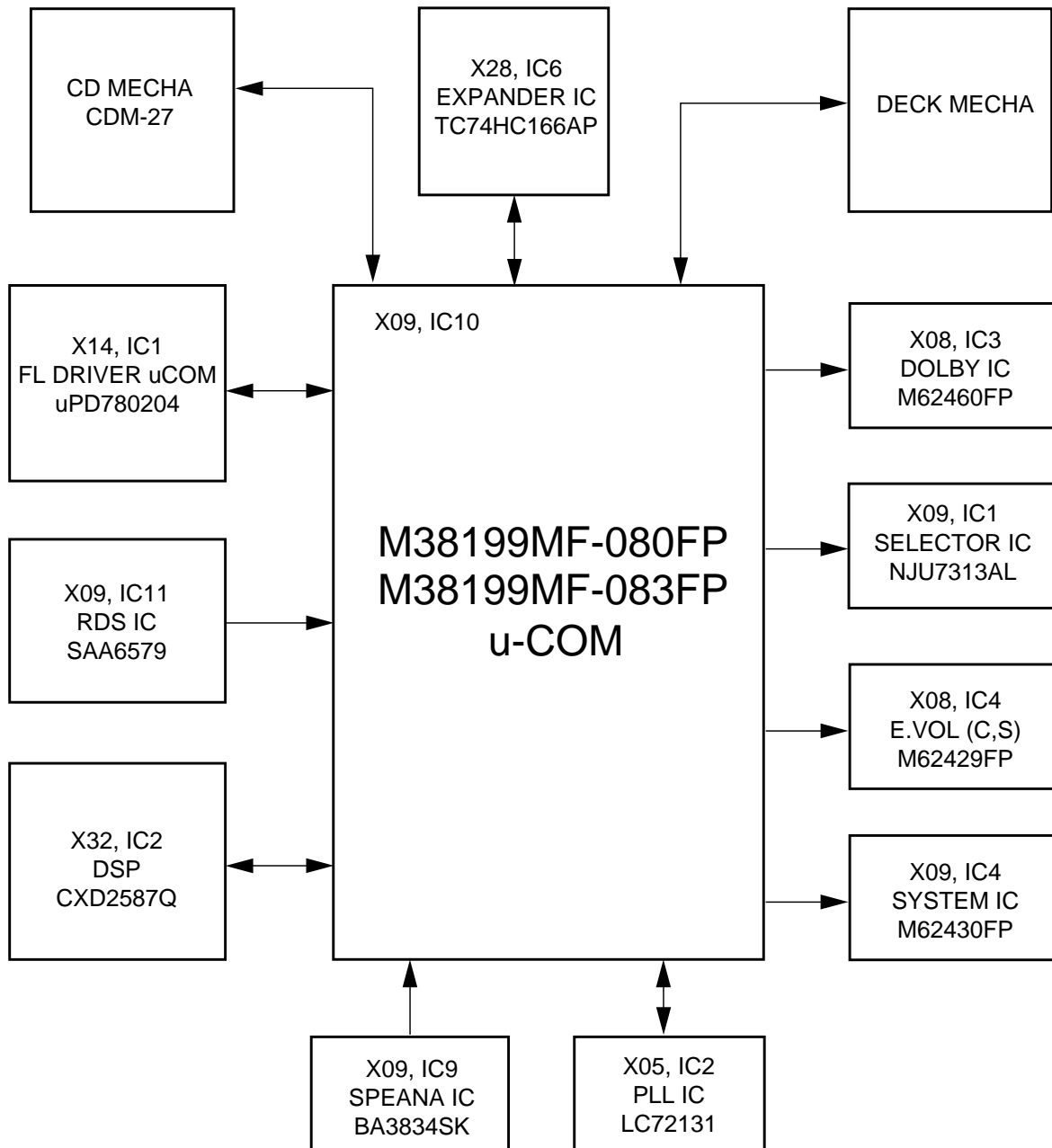
• Other : DISPLAY

• Other : LISTEN MODE

### 4. Main microprocessor

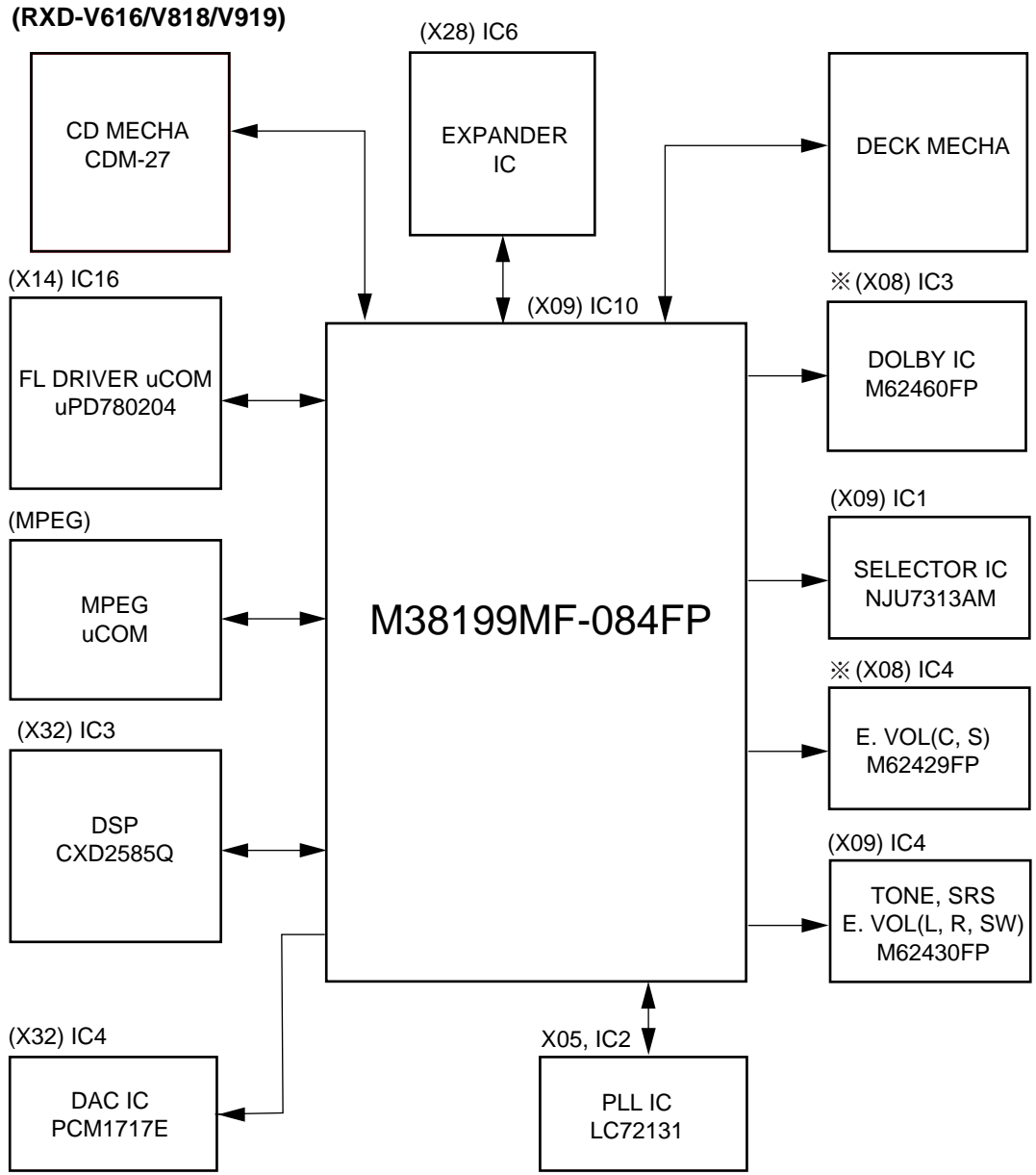
#### 4-1 Microprocessor periphery block diagram

(RXD-951/A700/A900)



# RXD-951/A700/A900/V616/V818/V919

## CIRCUIT DESCRIPTION



※ EXCEPT RXD-V616/V818



## CIRCUIT DESCRIPTION

## 4-2 Pin description

Microprocessor : M38199MF-084FP (X09, IC10)

Pin No.	Pin name	I/O	Description		
1	PS IN	I	Parallel serial IC input data		
2	PS LOAD	O	Parallel serial IC load	H : SHIFT	L : LOAD
3	A MUTE	O	Audio mute control	H : OFF	L : ON
4	BP IN	I	Speana input (A/D converter input)		
5	JOG CW	I	Jog input B		
6	JOG CCW	I	Jog input A		
7	ENC CW	I	Rotary encoder input B		
8	ENC CCW	I	Rotary encoder input A		
9	H.P.	I	Headphones switch input	H : ON	L : OFF
10	EMPHASIS	I	Video CD emphasis		
11	CD PROT	I	CD protect input	H : PROTECT	L : NORMAL
12	DRV CLK	O	FL driver u-COM control clock		
13	DRV SI	O	FL driver u-COM control data output		
14	DRV SO	I	FL driver u-COM control data input		
15	C BUSY	O	Video CD u-COM busy output (MPEG)		
16	VCLOCK	O	Video CD u-COM clock (MPEG)		
17	C DATA	O	Video CD u-COM data output (MPEG)		
18	M DATA	I	Video CD u-COM data input (MPEG)		
19	CD CK	O	CD DSP IC clock (CXD2587Q)		
20	SQCK	O	CD Sub code clock (CXD2587Q)		
21	CDDT	O	CD DSP IC data (CXD2587Q)		
22	SQSO	I	CD Sub code input (CXD2587Q)		
23	CDXL	O	CD latch output (CXD2587Q)		
24	SENS	I	CD sense input (CXD2587Q)		
25	CD SCK	O	Sense data reading clock output (CXD2587Q)		
26	LD ON	O	CD laser output	H : OFF	L : ON
27	DATA	O	SELECTOR/SYSTEM/DAC/DOLBY IC data output		
28	CLK	O	SELECTOR/SYSTEM/DAC/DOLBY IC clock output		
29	PROT	I	Protection input	H : PROTECTION ON	L : NORMAL
30	SCOR	I	Sub code synchronism signal (CXD2587Q)		
31	E DATA	O	E. vol data output (M62430FP)		
32	E CLK	O	E. vol clock output (M62430FP)		
33	P/N-O	I	Video CD video mode	H : PAL	L : NTSC
34	M BUSY	I	Video CD u-COM busy input (MPEG)		
35	RESET	I	Reset signal input	H : NORMAL	L : RESET
36	X CIN	I	Timer clock input (32.768kHz)		
37	X COUT	O	Timer clock output (32.768kHz)		
38	X IN	I	Main clock input (8.38MHz)		
39	X OUT	O	Main clock output (8.38MHz)		
40	VSS	-	GND		
41	PLL DO	I	PLL data input		
42	STEREO	I	Stereo detector input		
43	SD	I	SD detector input		
44	CE	I	Power failure input	H : AC ON	L : AC OFF
45	PLL CE	O	PLL IC chip enable (LC72131)		
46	TU EMP	O	FM emphasis change-over (M type only) Polar/Pilot change-over (Q type only)	H : 100kHz H : POLAR	L : 50kHz L : PILOT
47	FL RST	O	FL driver reset control output		
48	T MUTE	O	TUNER mute control output		
49	DRV ST	O	FL driver u-COM control strobe output		
50	HP RLY	O	Headphones relay control		
51	SEL ST	O	Selector IC strobe output (NJU7313AL)		
52	ATT	O	E. vol attenuation	H : ON	L : OFF

## CIRCUIT DESCRIPTION

Pin No.	Pin name	I/O	Description	
53	SYS ST	O	System IC strobe output (M62430FP)	
54	CS RELAY	O	CS speaker relay control	H : ON L : OFF
55	SP RELAY	O	Speaker relay control	H : ON L : OFF
56	DOL ST	O	Dolby IC strobe output	
57	MON	O	PMON control	H : ON L : OFF
58	P/N-I	O	NTSC/PAL changeover	
59	$\overline{\text{CDRST}}$	O	CD DSP IC (CXD2585Q) reset control	H : NORMAL L : RESET
60	$\overline{\text{M/A}}$	O	TV changeover control	H : MANUAL L : AUTO
61	ML	O	DAC IC (PCM1717E) strobe output	
62	P RLY	O	Power relay control	H : ON L : OFF
63	LMR	O	Loading motor control (reverse)	
64	LMF	O	Loading motor control (forward)	H : ON L : OFF
65	RMF	O	Rotary motor control (forward)	
66	$\overline{\text{BRKM}}$	O	Rotary motor control (brake)	H : NORMAL L : BRAKE
67	RMR	O	Rotary motor control (reverse)	
68	DC OFF	O	CD DSP IC power control (CXD2587Q)	H : ON L : OFF
69	BEAT CANCEL	O	Beat cancel	
70	$\overline{\text{A/B}}$	O	A/B Playback change-over	H : B L : A
71	BIAS	O	Bias change-over	
72	$\overline{\text{R MUTE}}$	O	Deck rec mute control	H : OFF L : ON
73	NR	O	Dolby noise reduction change-over	
74	$\overline{\text{D-R/P}}$	O	Dolby rec/play change-over	H : REC L : PLAY
75	$\overline{\text{R/P}}$	O	Rec/play change-over	
76	B CPM	O	B deck motor control	H : ON L : OFF
77	B SOL	O	B deck solenoid control	H : ON L : OFF
78	A CPM	O	A deck motor control	H : ON L : OFF
79	A SOL	O	A deck solenoid control	H : ON L : OFF
80	SPE3	O	Speana out 3	
81	TU/SPE2	O	TUNER destination (scan)/speana out 2	
82	TYP/SPE1	O	Model discrimination (scan)/speana out1	
83~86	RET4~RET1	I	Model discrimination input 4~1 Discrimination of TUNER destination (DSW3~DSW0)	
87	A-PH	I	A deck photo sensor input	
88	B-PH	I	B deck photo sensor input	
89	UNL SW	I	CD unload switch	H : ON L : OFF
90	$\overline{\text{LO SW}}$	I	CD load switch	H : OFF L : ON
91	VCC	-	u-COM power supply (+5V)	
92	$\overline{\text{ST SW}}$	I	CD mechanism stop switch	H : OFF L : ON
93	$\overline{\text{UP SW}}$	I	CD mechanism up switch	H : OFF L : ON
94	$\overline{\text{DN SW}}$	I	CD mechanism down switch	H : OFF L : ON
95	$\overline{\text{PS SW}}$	I	CD mechanism position switch	H : OFF L : ON
96	$\overline{\text{CD MUT}}$	O	CD analog mute	H : OFF L : ON
97	$\overline{\text{ZERO}}$	I	CD zero mute detection	H : MUTE OFF L : MUTE ON
98	VEE	-	GND	
99	AVSS	-	A/D GND	
100	VREF	-	A/D reference voltage	

## ADJUSTMENT

### 1. Tuner adjustment

#### X05-490x

NO.	ITEM	INPUT SETTINGS	OUTPUT SETTINGS	TUNER SETTINGS	ALIGNMENT POINTS	ALIGN FOR	FIG.
1	DISCRIMINATOR	(A) 98 MHz, 70dBf (ANT INPUT) 1 kHz, ±40 kHz DEV	Connect a DC voltmeter between pin 1 and pin2 of CN2.	MONO 98.0 MHz	L31	0V	(a)
	DISTORTION	(C) 98 MHz, 70dBf (ANT INPUT) 1 kHz, ±40 kHz DEV			L32 (EXCEPT K/P)	Minimum distortion.	
2	DISTORTION (STEREO)	(C) 98 MHz, 70dBf (ANT INPUT) 1 kHz, ±40 kHz DEV	(B)	AUTO 98.0 MHz	T1(IFT) (A1)	Minimum distortion.	(a)

#### X05-4890

NO.	ITEM	INPUT SETTINGS	OUTPUT SETTINGS	TUNER SETTINGS	ALIGNMENT POINTS	ALIGN FOR	FIG.
1	TUNED LEVEL	(A) 98 MHz, 31.2dBf (ANT INPUT) 1 kHz, ±40 kHz DEV		MONO 98.0 MHz	VR1	Adjust VR1 and stop at the point where ED1 (TUNED) goes ON.	(a)
2	DISTORTION (STEREO)	(A) 98 MHz, 70dBf (ANT INPUT) 1 kHz, ±40 kHz DEV PILOT: ±6 kHz DEV	(B)	AUTO 98.0 MHz	T1(IFT) (A1)	Minimum distortion.	(a)

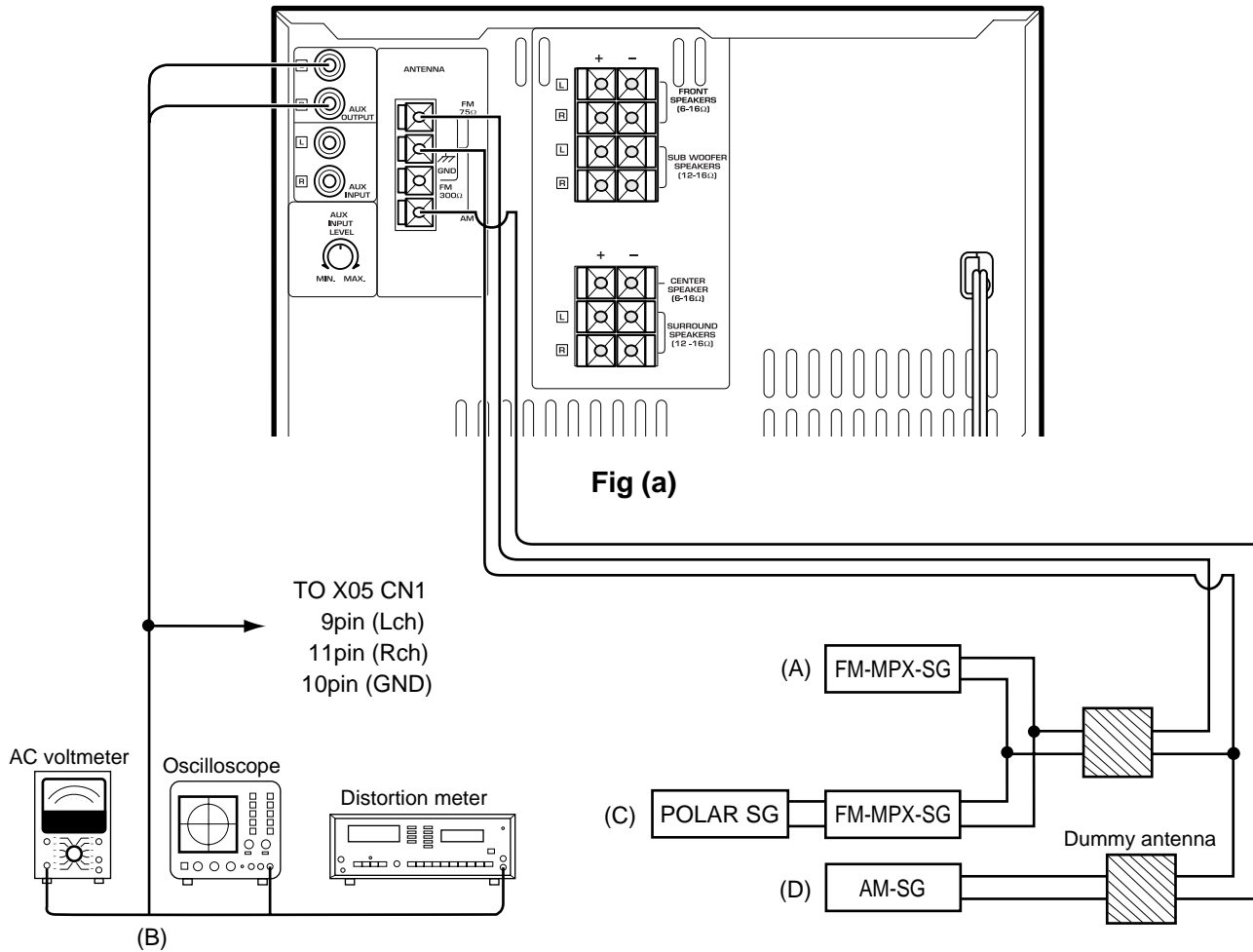
#### X05-4710

No.	ITEM	INPUT SETTING	OUTPUT SETTING	TUNER MODE	ALIGNMENT POINTS	ALIGN FOR	FIG.
1	DISCRIMINATOR	(A) 98MHz 1kHz, ±40kHzdev 70dBf (ANT input)	Connect a DC voltmeter to CN2	MONO 98.0MHz	L5	0V	(a)
2	DISTORTION (STEREO)	(C) 98MHz 1kHz, ±40kHzdev Pilot, ±6kHzdev 70dBf (ANT input)	(B)	AUTO 98.0MHz	T1(IFT) (A1)	Minimum distortion	(a)
3	SENSITIVITY (SW)	(D) 6.5MHz 400Hz 30%mod 40dBf (ANT input)	(B)	6.5MHz	L2	Maximum output	(a)

#### X04-1313 Q TYPE (65MHz~74MHz BAND)

NO.	ITEM	INPUT SETTINGS	OUTPUT SETTINGS	TUNER SETTINGS	ALIGNMENT POINTS	ALIGN FOR	FIG.
1	VCO	(E) 69 MHz, 70 dBf (ANT INPUT) 1 kHz, 0 kHz DEV SUB, 0 kHz DEV	Connect a frequency counter to VCO monitor (CN2).	AUTO 69 MHz	VR 2	Adjust it the frequency counter reads 31.25 kHz ±100 Hz.	(a)
2	RESONANCE POINT	(E) 69 MHz, 70 dBf (ANT INPUT) 1 kHz, 40 kHz DEV SUB, 10 kHz DEV Select : L or R	Connect a oscilloscope to TUNER OUT(CN6).	AUTO 69 MHz	TC 1	Minimum crosstalk.	(a)
3	SEPARATION	(E) SAME AS ABOVE	Connect a oscilloscope to TUNER OUT(CN6).	AUTO 69 MHz	VR 1	Minimum crosstalk.	(a)

## ADJUSTMENT



## 2. Test mode of CD player

### 2-1 Main unit

- (1) Setting of the test mode  
While pressing the [PLAY/PAUSE] key, plug the AC power cord into AC outlet.
- (2) Canceling of the test mode  
Press the [STOP] key on stop mode or unplug the AC power cord from AC wall outlet.

### (3) Operation

KEY	DISPLAY	OPERATION
PLAY/PAUSE + AC IN	CD 00	<ul style="list-style-type: none"> <li>SETTING OF THE TEST MODE</li> <li>CANCEL THE CLAMP</li> <li>TRAY 1/3 ROTATION</li> <li>TRAY OPENS AUTOMATICALLY</li> </ul>
STOP ■	CD 00	<ul style="list-style-type: none"> <li>TRAY CLOSE</li> <li>CANCEL THE CLAMP</li> </ul>
PLAY/PAUSE ►/	CD 03 CD 05	<ul style="list-style-type: none"> <li>TRAY CLOSE/DISC CLAMP</li> <li>T-SERVO OFF(03) OR ON(05)</li> </ul>
DISC SKIP		<ul style="list-style-type: none"> <li>TRAY 1/3 ROTATION</li> </ul>
DISC 1	07 EF/FB	<ul style="list-style-type: none"> <li>MECHANISM STOPS WHEN THE AUTOMATIC ADJUSTMENT IS FINISHED.</li> </ul>
	08 TG•FG 09 TE/RF 10 TE/VC	<ul style="list-style-type: none"> <li>DISPLAY CHANGES CYCLICALLY</li> <li>IF NG, DISPLAY BLINKS UP</li> </ul>
DISC 2 (RXD-V616 V818 V919)	* AUTO (OSD 2 ON) PAL (OSD OFF) NTSC (OSD 1 ON) (SCROLL DISPLAY)	<ul style="list-style-type: none"> <li>VIDEO OUT CHANGE OVER</li> <li>DISPLAY CHANGES CYCLICALLY</li> </ul>

\* OSD 2 ON : All display except TNO. of PBC PLAY

OSD 1 ON : Display except DISC NO. and T.NO.

OSD OFF : None display

# RXD-951/A700/A900/V616/V818/V919

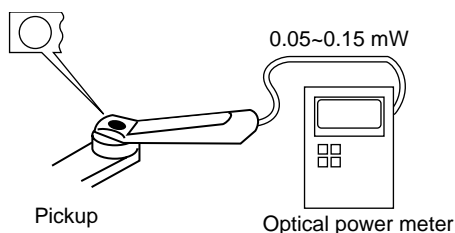
## ADJUSTMENT

### 3. Adjustment of CD player

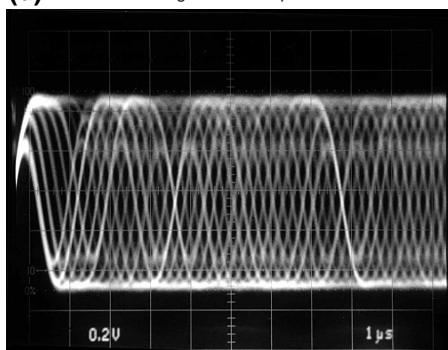
No.	ITEM	INPUT SETTING	OUTPUT SETTING	PLAYER SETTING	ALIGNMENT POINT	ALIGN FOR	FIG.
<b>Step 1,2 are in TEST MODE</b> <b>TEST MODE : While pressing the [PALY/PAUSE] key, plug the AC power cord into the AC outlet.</b>							
1	LASER POWER	-	Set the sensor section of the optical power meter on the pickup lens.	Press the "PLAY" key to check that the display is "03".	-	On the power from 0.05 to 0.15mw. when the diffraction grating is correctly aligned with the RF level of 0.8Vp-p or more	(a)
2	FOCUS ERROR BALANCE	Test disc Type 4	Connect an oscilloscope as follows. CH1 : RF(CN7 pin1) CH2 : FE(CN7 pin6)	Press the "PLAY" key. Confirm that the display is "05"	FE BALANCE VR1	Optimum eye pattern	(d)

Note:  
 Type 4 disc : SONY YEDS-18 Test Disc or equivalent. (KTD-02)  
 LPF : Around 47kΩ + 390pF or so.

#### (a) Laser Power



(d) RF signal : AC coupled



- RF signal in test mode (PLAY).
- Perform the tangential and focusing offset are focused into one point on the display. The crossing points above and below the center shall also be looked clearly.

### 4. Test mode of DECK section

#### (1) Setting

While pressing the PLAY key(DECK), plug the AC power cord into an AC power outlet.

#### (2) Resetting

- Disconnect the AC power cord from an AC power outlet or press the [ON/STANDBY] key.

#### (3) Operation in TEST mode

##### (a) Initial condition

Item	Condition
Power	ON
Selector	TAPE
Main VOL.	-45dB(VOL45)
EX. bass	OFF
FL, LED, LCD	All the FLs are turned on for 10 seconds

#### (b) 4-sec REC

If the REC key is pushed, the system record for 4sec. Then, it rewinds to the REC starting position and plays back automatically.

If the REC key is pushed during the 4-sec REC operation, the system records further for 4-sec, then returns to the starting position of the first 4-sec REC operation and plays back.

#### (c) Mechanism SW detection

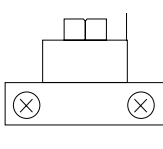
SW	Display
B FWD REC Inhibit SW	CD Calendar (1)
B RVS REC Inhibit SW	CD Calendar (2)
A Pack SW	CD Calendar (3)
B Pack SW	CD Calendar (4)

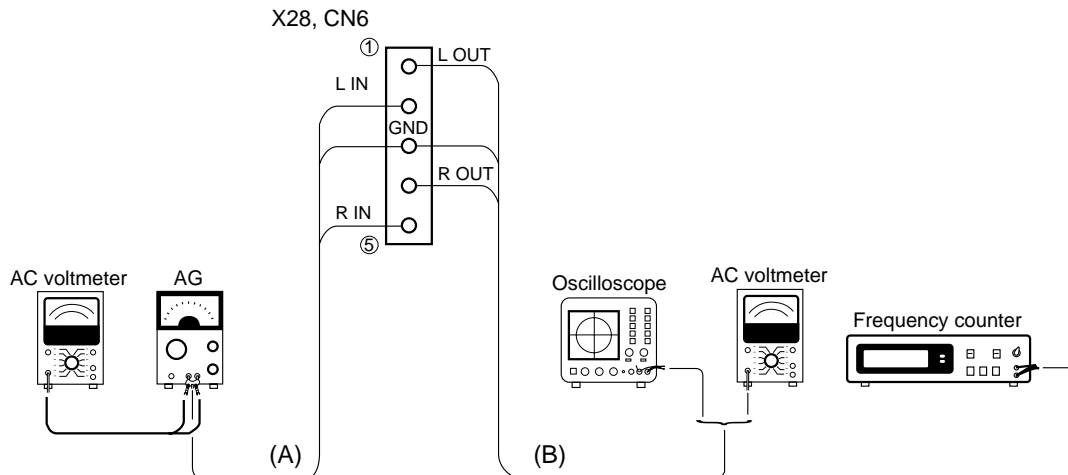
#### (d) Indication of A/B deck

A/B key	Display
A deck	ECHO
B deck	SLEEP

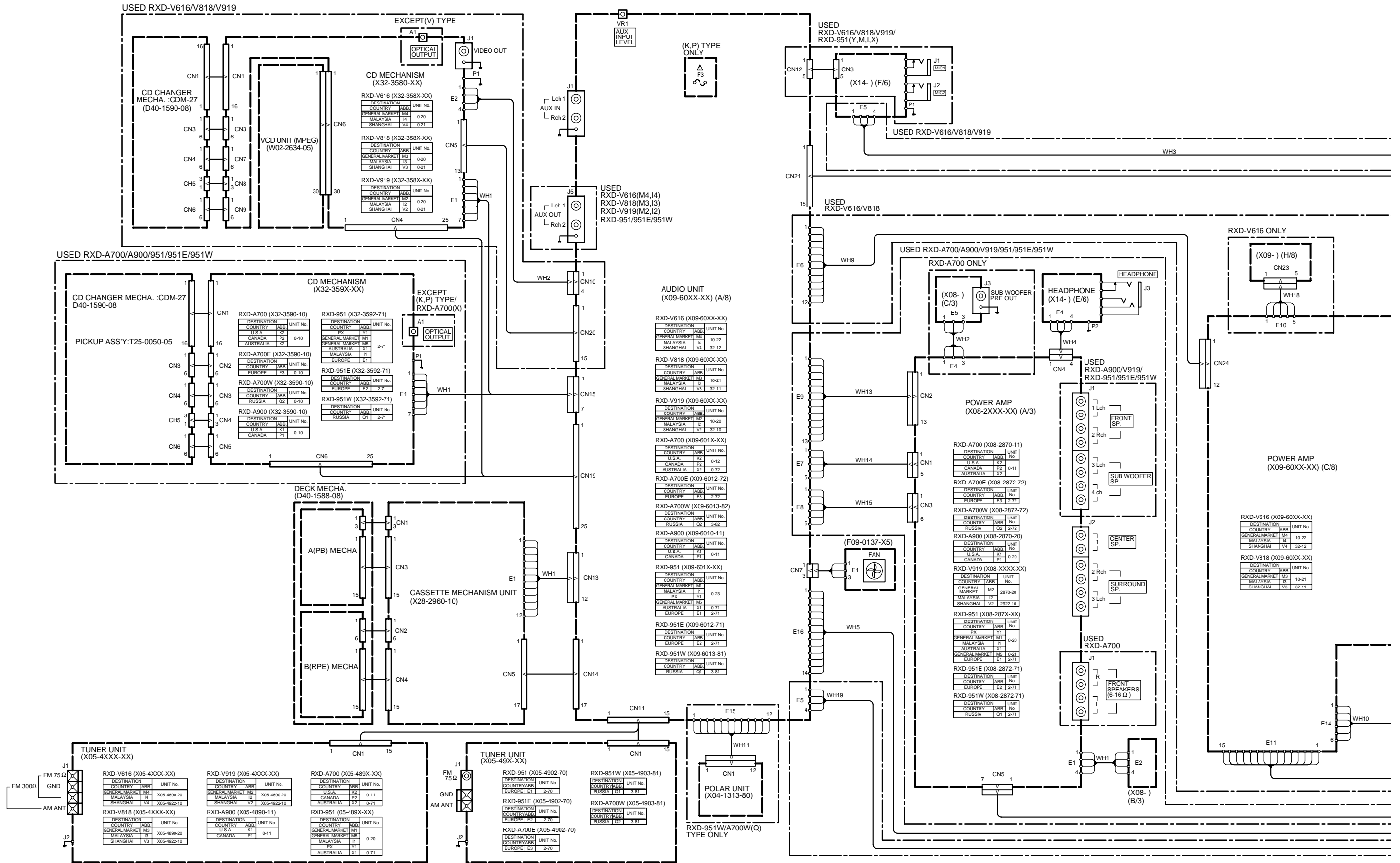
## ADJUSTMENT

### 5. Cassette Deck adjustment

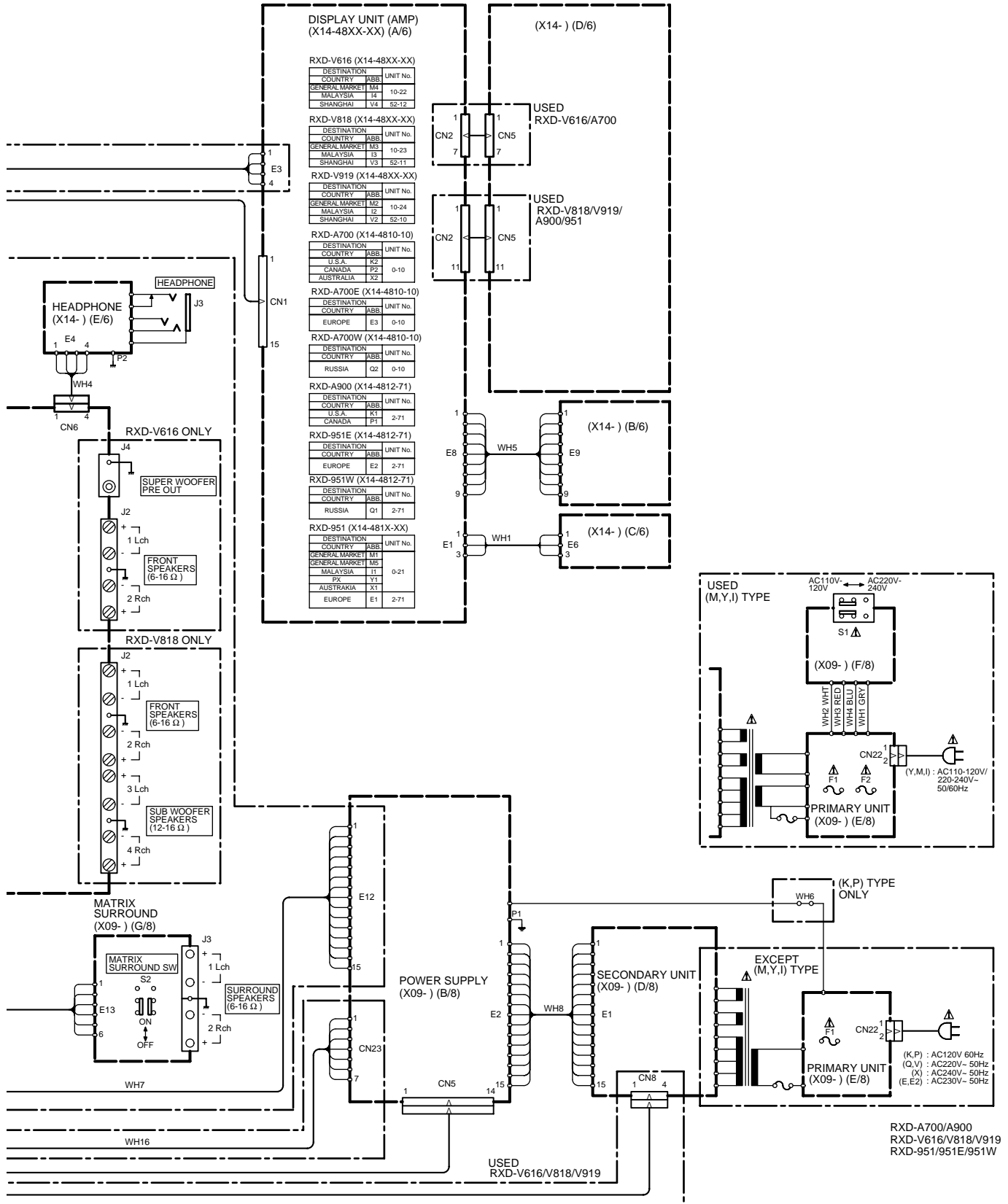
No	ITEM	INPUT SETTING	OUTPUT SETTING	DECK SETTING	ALIGNMENT POINT	ALIGN FOR	FIG.
Unless otherwise specified, set the respective switches as follows: <span style="float: right;">0dBs=0.775V</span> TAPE : NORMAL    DOLBY : OFF    PLAY OUT : Lch (X28,CN6 ①pin), Rch (X28,CN6 ④pin) I . Cassette mechanism unit (Adjustment of the REC / PLAY head)							
< 1 >	Demagnetization and cleaning	-	-	Power : OFF Demagnetization, cleaning, PLAY	Recording head, erase head, capstan pinch roller	Demagnetize the REC / PLAY head with the head eraser. Clean the REC / PLAY head, erase head, capstan and pinch roller using a cotton swab slightly damped with alcohol.	
< 2 >	Azimuth of the REC/PLAY head	TCC-153 MTT-114 10kHz, -10dB	(B)	PLAY	 FWD    RVS	Adjust the output to maximum and adjust the azimuth adjustment screw for the Lissajours waveform pattern of the oscilloscope to become close to a 45° straight line.	
II . PC BOARD ADJUSTMENT							
< 1 >	TAPE SPEED(NORMAL)	TCC-110 MTT-111 SCC-1727 3kHz	(B)	PLAY	A DECK VR 5 B DECK VR 6	Adjust the tape speed so that 3kHz is obtained at the center of the tape.	
III . PC BOARD ADJUSTMENT							
< 1 >	PLAYBACK LEVEL	MTT-150 400Hz	(B)	PLAY	A DECK VR 7 (L) VR 8 (R) B DECK VR 1 (L) VR 2 (R)	Adjust the playback output to -2.5dBs	
< 2 >	BIAS CURRENT	(A) Adjust the AG for the output of the DECK to become 400Hz (-20dB)/12.5kHz (-20dB)	(B)	REC ↕ PLAY	VR 3 (L) VR 4 (R)	Record 400Hz and 12.5kHz alternately, and adjust the bias current adjustment potentiometer for the playback levels to become the same.	



WIRING DIAGRAM



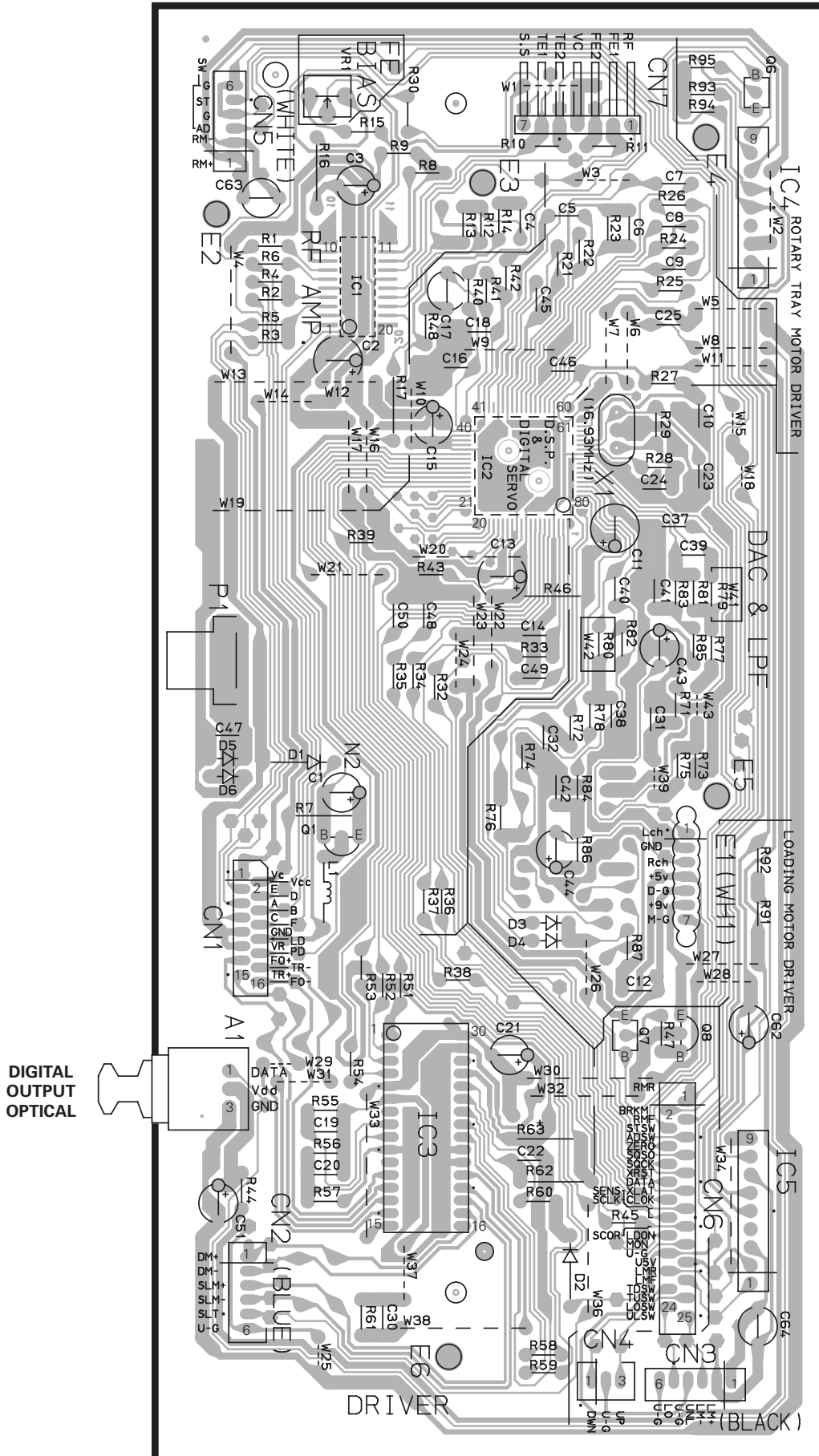
## WIRING DIAGRAM





# PC BOARD (Component side view)

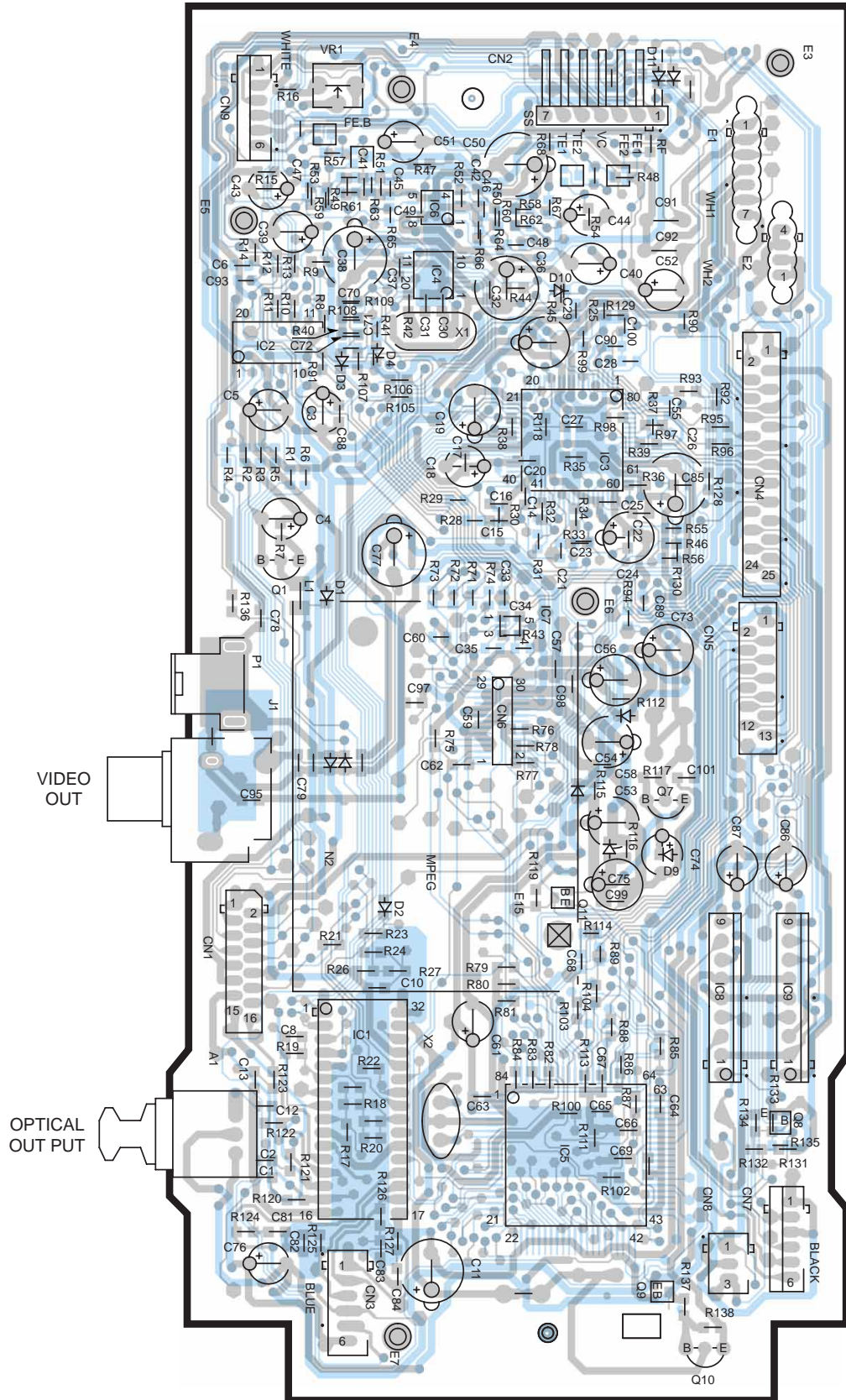
CD MECHANISM UNIT X32-359X-XX



Refer to the schematic diagram for the value of resistors and capacitors.

# PC BOARD (Component side view)

## CD MECHANISM UNIT X32-358X-XX



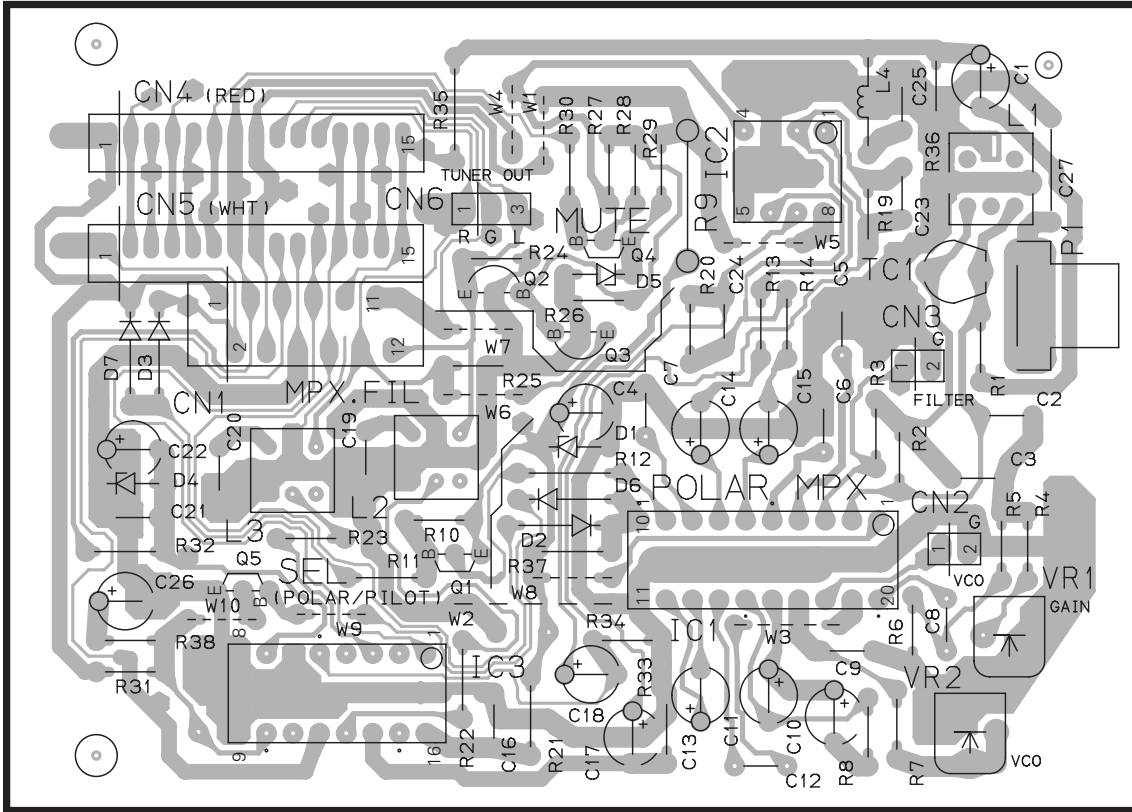
Refer to the schematic diagram for the value of resistors and capacitors.



# PC BOARD (Component side view)

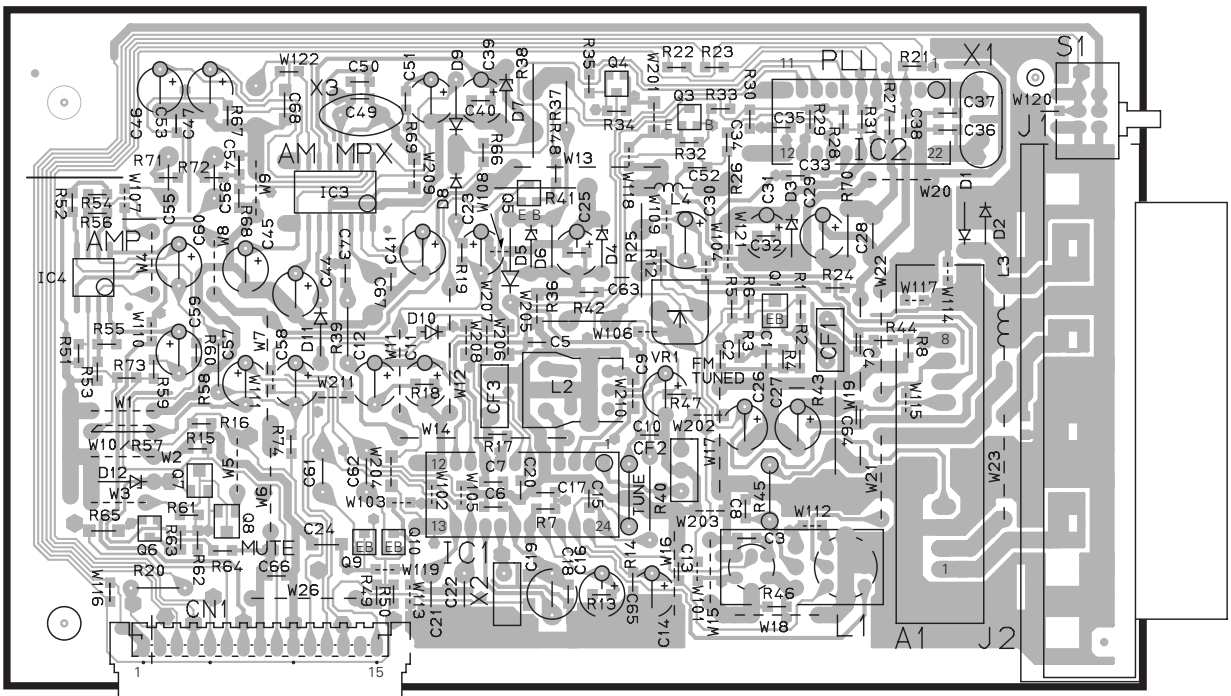
## MPX UNIT

X04-1313-8X



## TUNER UNIT

X05-4890-XX

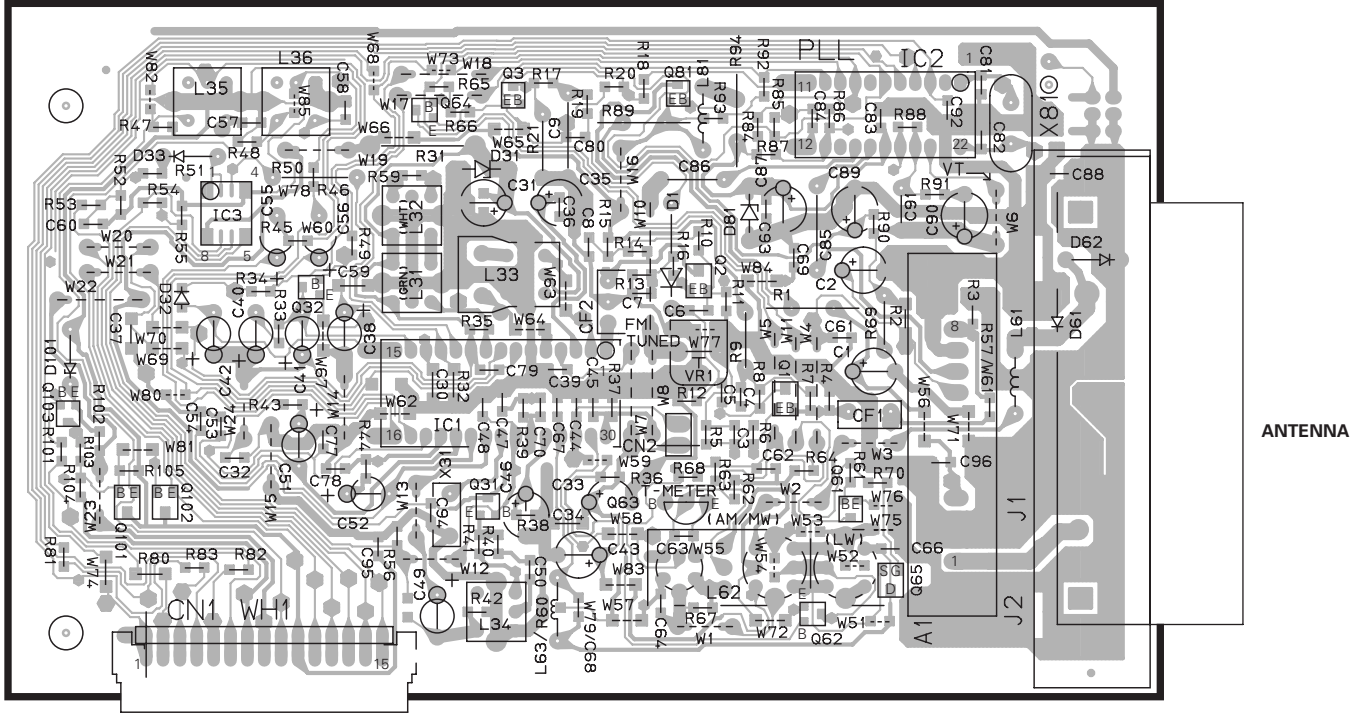


Refer to the schematic diagram for the value of resistors and capacitors.

# PC BOARD (Component side view)

## TUNER UNIT

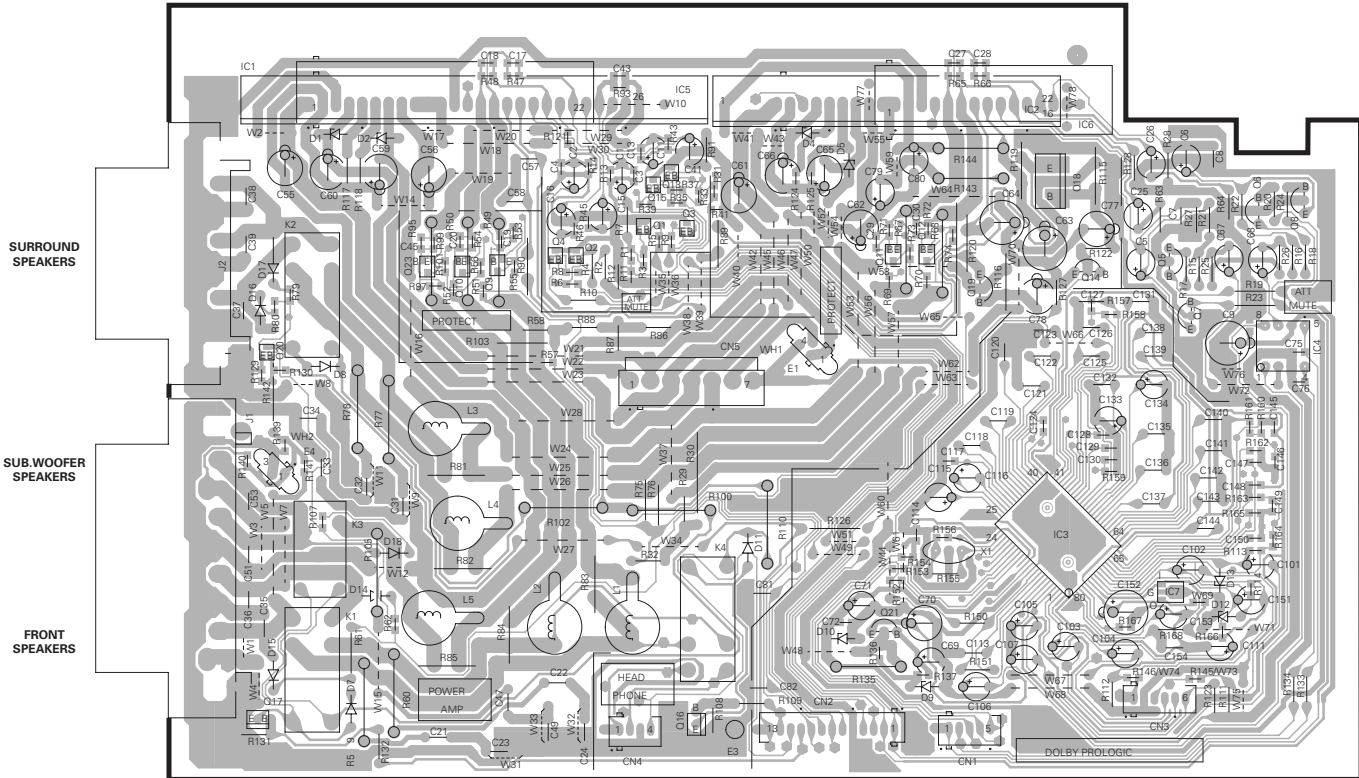
X05-490X-XX



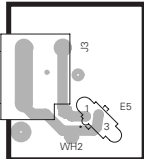
## SURROUND UNIT

X08-287X-XX A/3

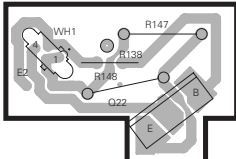
X08-2922-10 A/3



X08 C/3



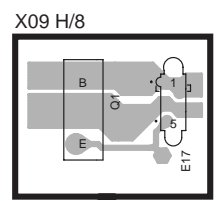
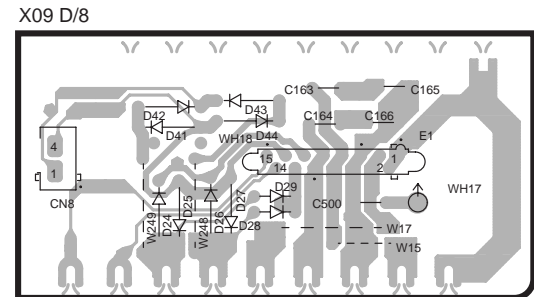
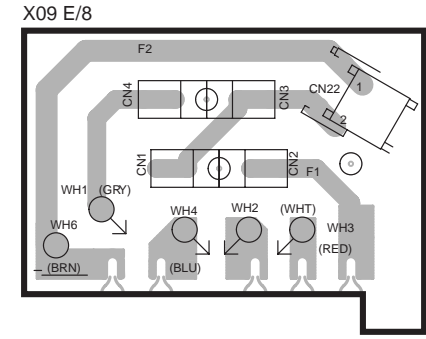
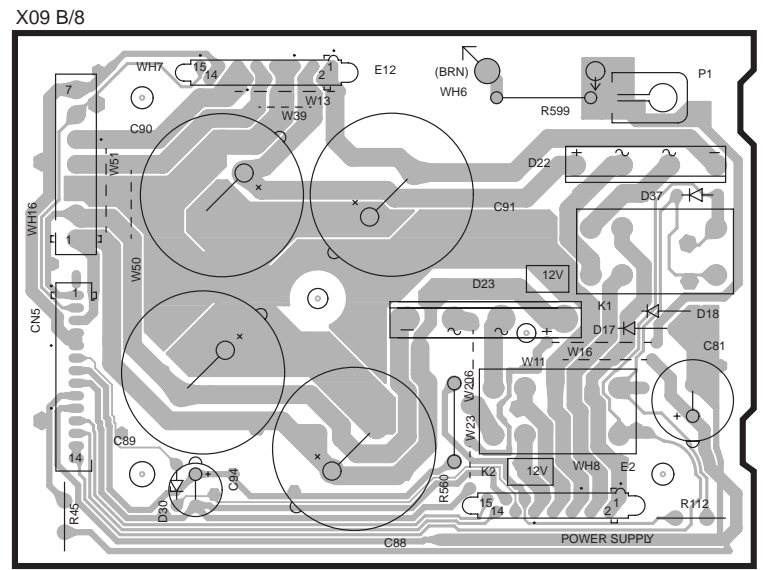
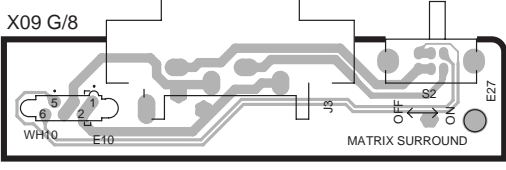
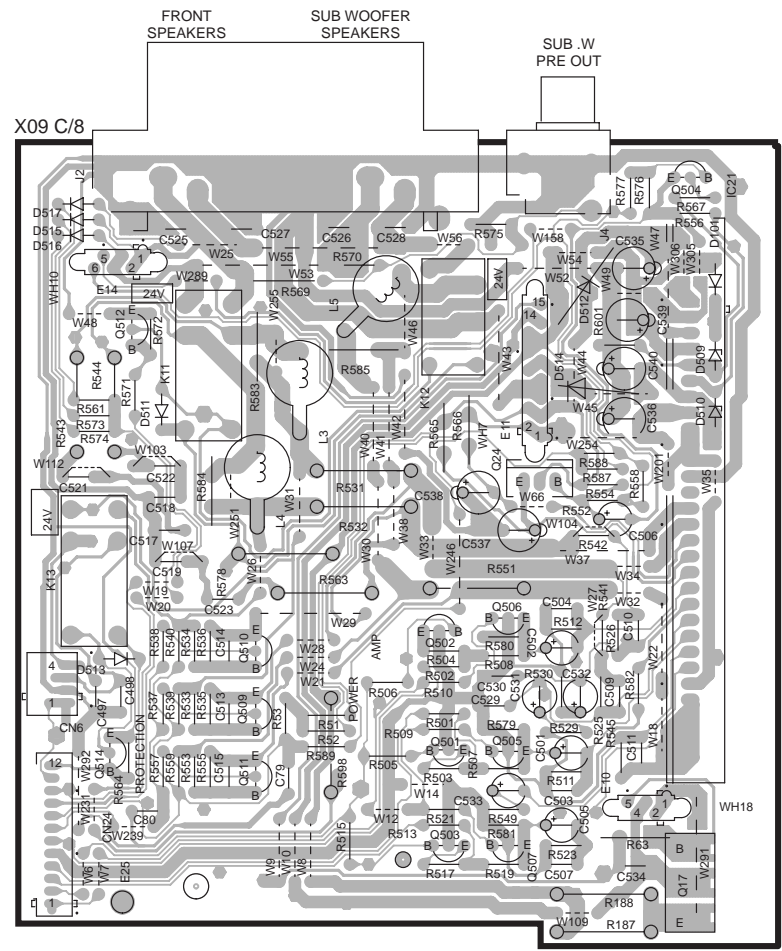
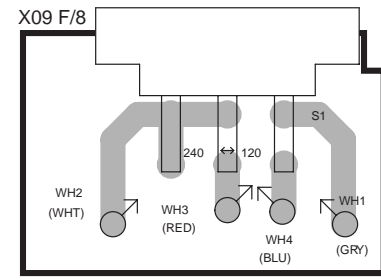
X08 B/3



SUBWOOFER  
PRE OUT

Refer to the schematic diagram for the value of resistors and capacitors.

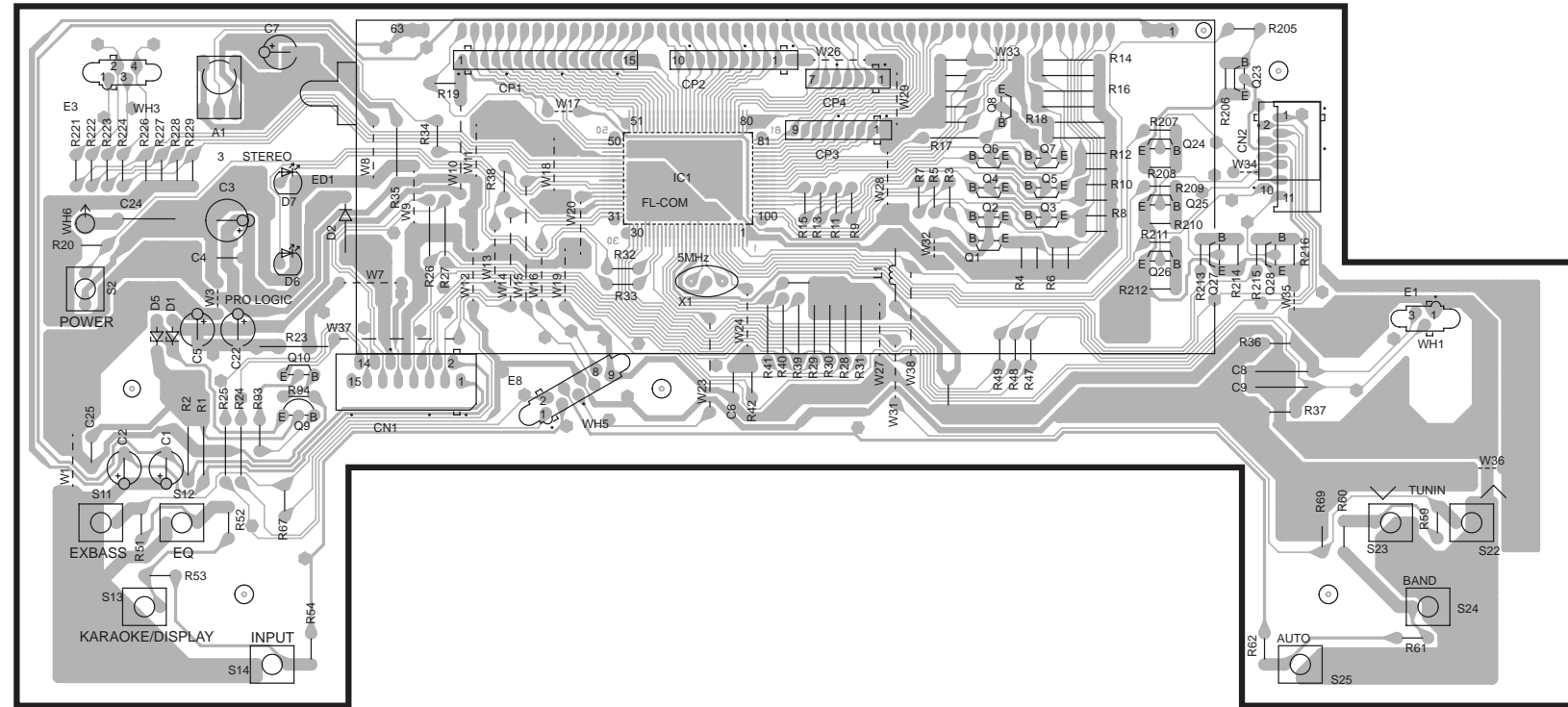
# PC BOARD(Component side view)



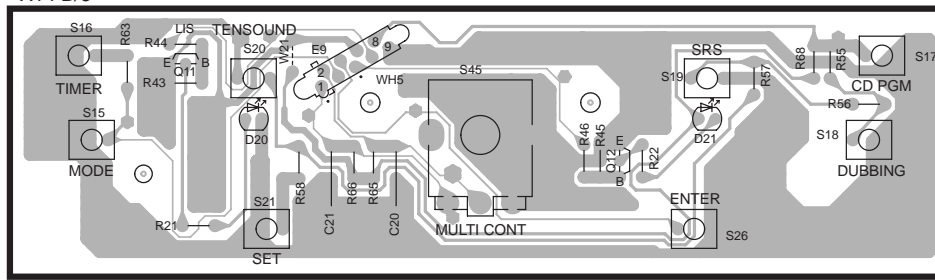
Refer to the schematic diagram for the value of resistors and capacitors.

# PC BOARD(Component side view) DISPLAY UNIT

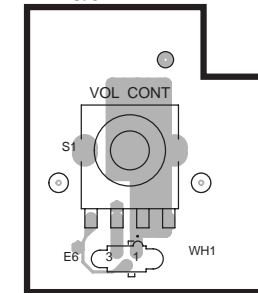
X14-481X-XX A/6



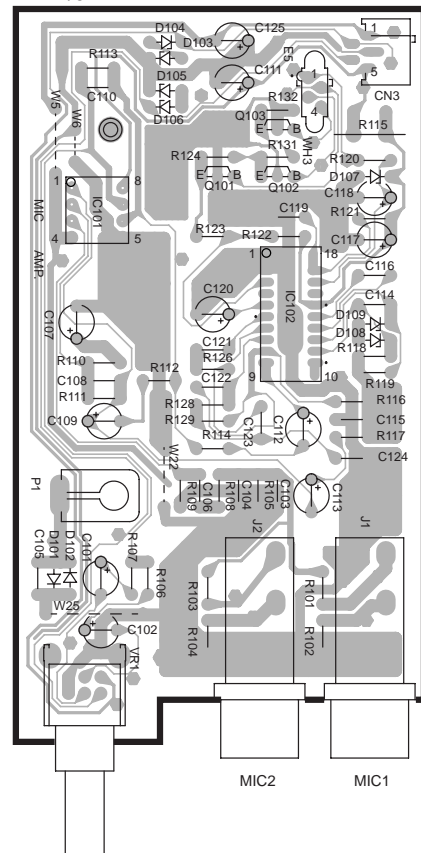
X14 B/6



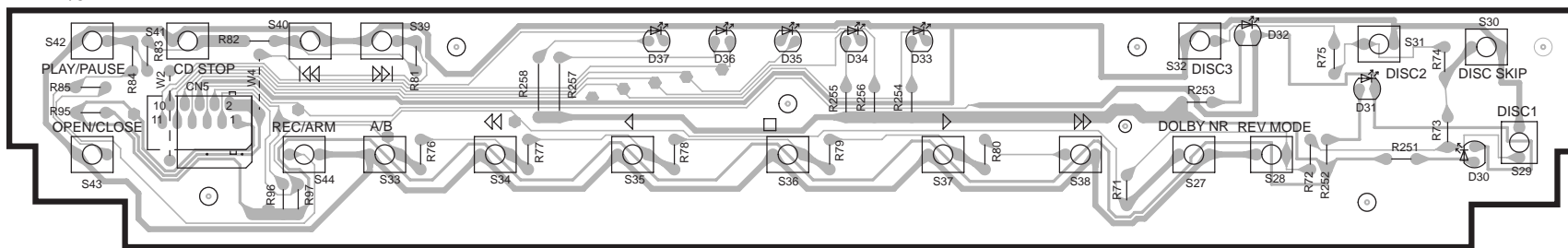
X14 C/6



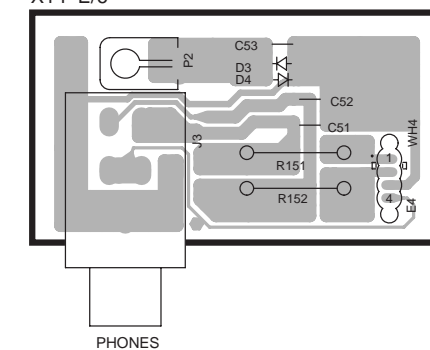
X14 F/6



X14 D/6



X14 E/6

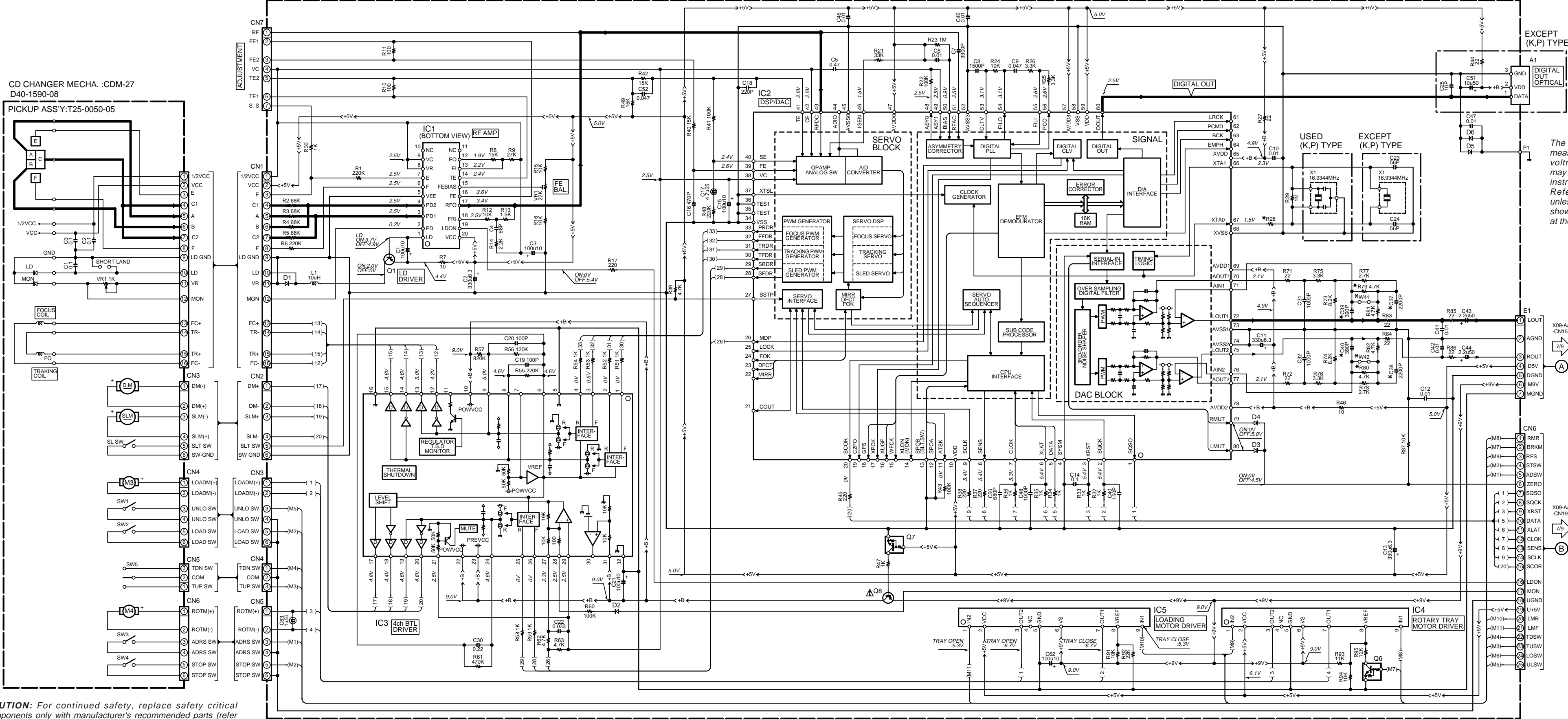


Refer to the schematic diagram for the value of resistors and capacitors.

CD CHANGER MECHA.:CDM-27  
D40-1590-08

PICKUP ASS'Y:T25-0050-05

CD MECHANISM  
(X32-359X-XX) 0-10: (K,P) TYPE 2-71: EXCEPT (K,P) TYPE



EXCEPT (K,P) TYPE

The DC voltage is an actual reading measured with a high impedance type voltmeter. The measurement value may vary depending on the measuring instruments used or on the product. Refer to the voltage during PLAY unless otherwise specified; The value shown in ( ) is the voltage measured at the moment of STOP.

**CAUTION:** For continued safety, replace safety critical components only with manufacturer's recommended parts (refer to parts list).  $\Delta$  indicates safety critical components. For continued protection against risk of fire, replace only with same type and rating fuse(s). To reduce the risk of electric shock, leakage-current or resistance measurements shall be carried out (exposed parts are acceptably insulated from the supply circuit) before the appliance is returned to the customer.

IC1 : CX14511M  
IC2 : CXD2587Q  
IC3 : BA5979S  
IC4.5 : TA8409S

Q1 : 2SA954(L,K)  
Q6,7 : DTC124ESA or UN4212  
Q8 : 2SB764(E,F)  
D1-6 : 1SS133 or HSS104A

RXD-A700 (X32-3590-10)

DESTINATION	UNIT No.	C23,24	R28	R79	W41
COUNTRY	ABB	37-40		80	42
U.S.A.	K2				
CANADA	P2	0-10	NO	390	NO
AUSTRALIA	X2				

RXD-A900 (X32-3590-10)

DESTINATION	UNIT No.	C23,24	R28	R79	W41
COUNTRY	ABB	37-40		80	42
U.S.A.	K1				
CANADA	P1	0-10	NO	390	NO

RXD-A700E (X32-3590-10)

DESTINATION	UNIT No.	C23,24	R28	R79	W41
COUNTRY	ABB	37-40		80	42
U.S.A.	K2				
EUROPE	E3	0-10	NO	390	NO

RXD-A700W (X32-3590-10)

DESTINATION	UNIT No.	C23,24	R28	R79	W41
COUNTRY	ABB	37-40		80	42
RUSSIA	O2	0-10	NO	390	NO

RXD-951 (X32-3592-71)

DESTINATION	UNIT No.	C23,24	R28	R79	W41
COUNTRY	ABB	37-40		80	42
U.S.A.	K2				
EUROPE	E3	0-10	NO	390	NO

RXD-951E (X32-3592-71)

DESTINATION	UNIT No.	C23,24	R28	R79	W41
COUNTRY	ABB	37-40		80	42
U.S.A.	K2				
EUROPE	E2	2-71	YES	680	YES

RXD-A700/A900(K) (1/9)

DESTINATION	UNIT No.	C23,24	R28	R79	W41
COUNTRY	ABB	37-40		80	42
U.S.A.	K2				
EUROPE	E2	2-71	YES	680	YES

RXD-V616/V818/V919(E) (1/9)

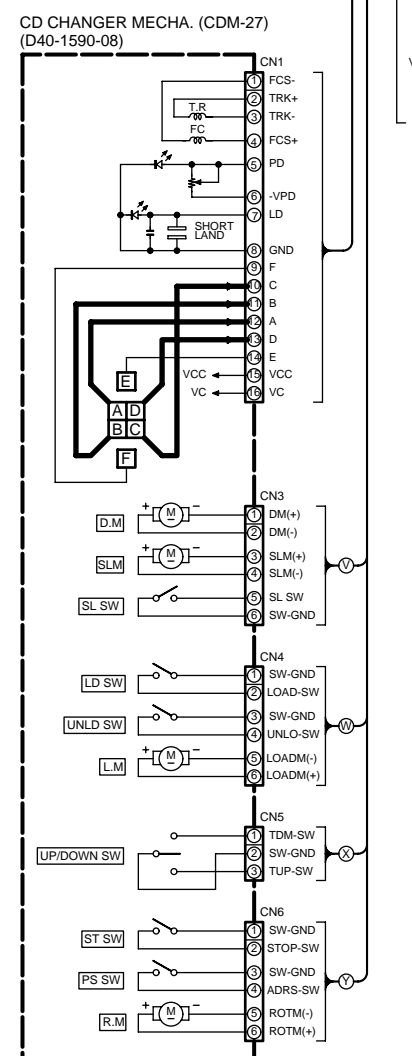
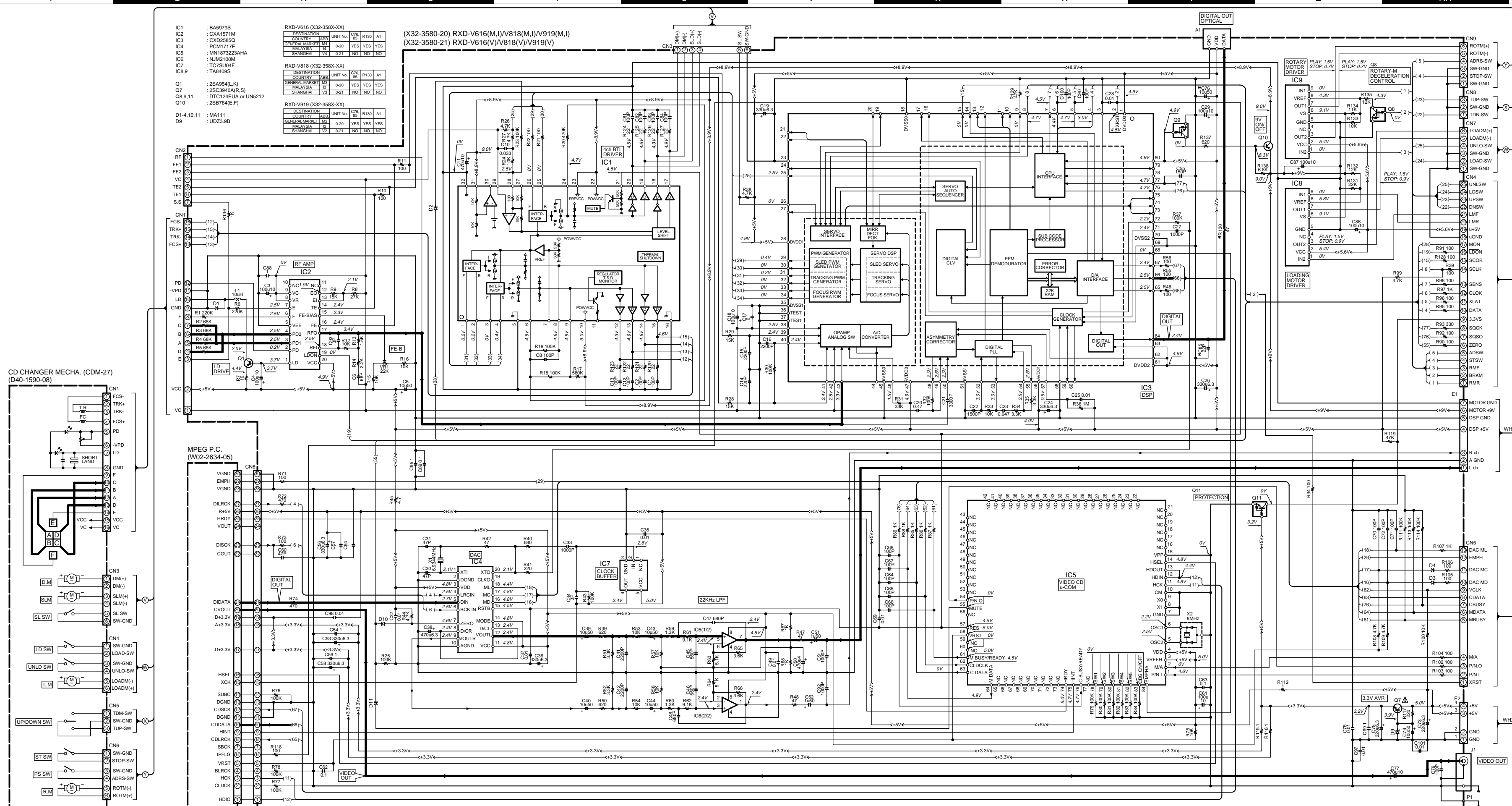
DESTINATION	UNIT No.	C23,24	R28	R79	W41
COUNTRY	ABB	37-40		80	42
U.S.A.	K2				
EUROPE	E1	2-71	YES	680	YES

RXD-951/A700/A900/V616/V818/V919

Y39-2950-10

KENWOOD





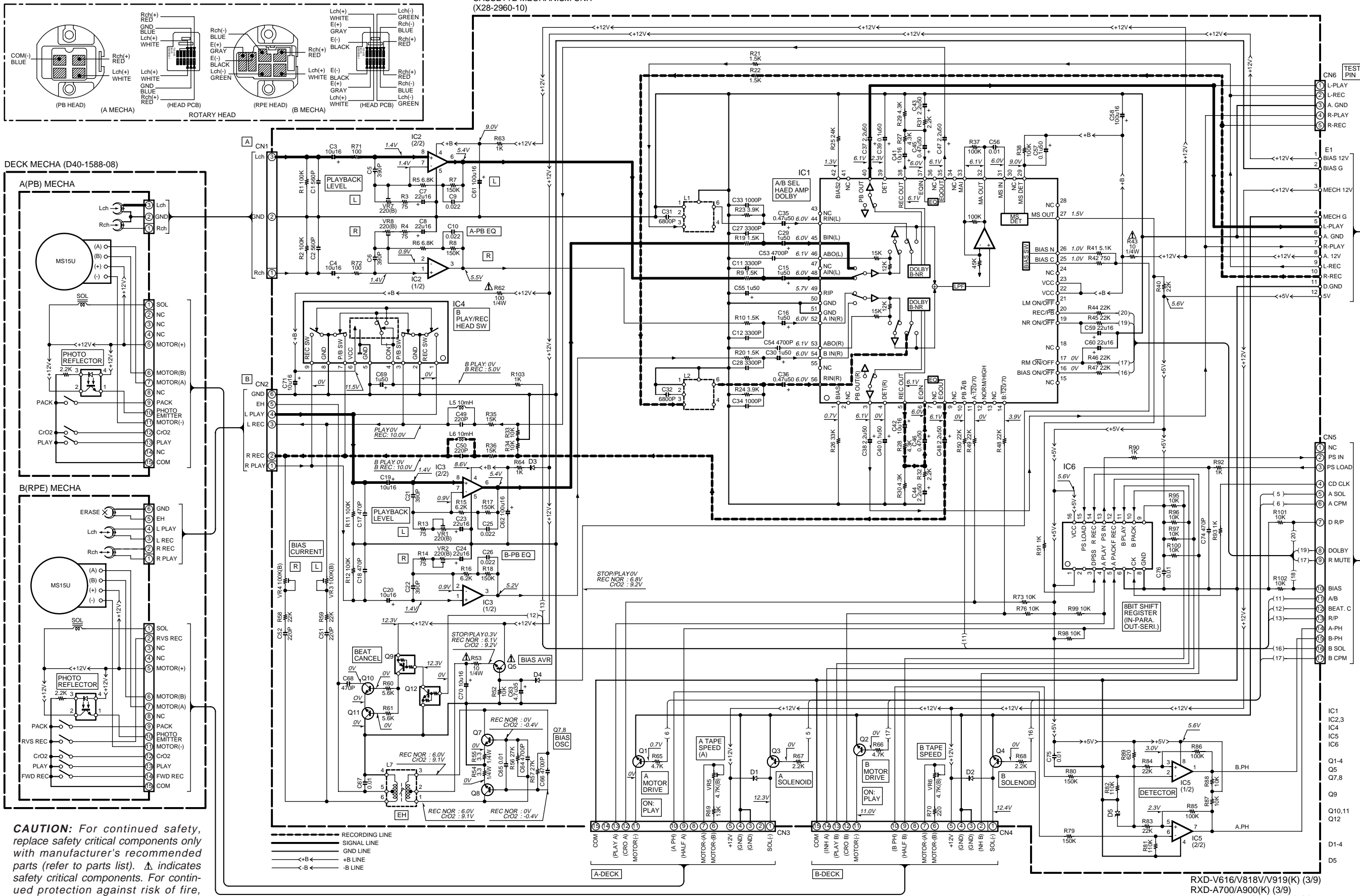
IC1	BA5979S	RXD-V616 (X32-358X-XX)	UNIT No.	C76	R130	A1	
IC2	CXA1571M	DESTINATION	UNIT No. <td>C76 <td>R130 <td>A1</td> </td></td>	C76 <td>R130 <td>A1</td> </td>	R130 <td>A1</td>	A1	
IC3	CX20569Q	COUNTRY	UNIT No. <td>C76 <td>R130 <td>A1</td> </td></td>	C76 <td>R130 <td>A1</td> </td>	R130 <td>A1</td>	A1	
IC4	PCM1717E	GENERAL MARKET	UNIT No. <td>C76 <td>R130 <td>A1</td> </td></td>	C76 <td>R130 <td>A1</td> </td>	R130 <td>A1</td>	A1	
IC5	MN187323AHA	UNIT No. <td>C76 <td>R130 <td>A1</td> <td>YES</td> <td>YES</td> </td></td>	C76 <td>R130 <td>A1</td> <td>YES</td> <td>YES</td> </td>	R130 <td>A1</td> <td>YES</td> <td>YES</td>	A1	YES	YES
IC6	NJM2100M	UNIT No. <td>C76 <td>R130 <td>A1</td> <td>YES</td> <td>YES</td> </td></td>	C76 <td>R130 <td>A1</td> <td>YES</td> <td>YES</td> </td>	R130 <td>A1</td> <td>YES</td> <td>YES</td>	A1	YES	YES
IC7	TC7S104F	UNIT No. <td>C76 <td>R130 <td>A1</td> <td>YES</td> <td>YES</td> </td></td>	C76 <td>R130 <td>A1</td> <td>YES</td> <td>YES</td> </td>	R130 <td>A1</td> <td>YES</td> <td>YES</td>	A1	YES	YES
IC8,9	TAB409S	UNIT No. <td>C76 <td>R130 <td>A1</td> <td>YES</td> <td>YES</td> </td></td>	C76 <td>R130 <td>A1</td> <td>YES</td> <td>YES</td> </td>	R130 <td>A1</td> <td>YES</td> <td>YES</td>	A1	YES	YES
Q1	2SA954(L,K)	UNIT No. <td>C76 <td>R130 <td>A1</td> <td>YES</td> <td>YES</td> </td></td>	C76 <td>R130 <td>A1</td> <td>YES</td> <td>YES</td> </td>	R130 <td>A1</td> <td>YES</td> <td>YES</td>	A1	YES	YES
Q7	2SC3940(A,R,S)	UNIT No. <td>C76 <td>R130 <td>A1</td> <td>YES</td> <td>YES</td> </td></td>	C76 <td>R130 <td>A1</td> <td>YES</td> <td>YES</td> </td>	R130 <td>A1</td> <td>YES</td> <td>YES</td>	A1	YES	YES
Q8,9,11	DTC124EUA or UN5212	UNIT No. <td>C76 <td>R130 <td>A1</td> <td>YES</td> <td>YES</td> </td></td>	C76 <td>R130 <td>A1</td> <td>YES</td> <td>YES</td> </td>	R130 <td>A1</td> <td>YES</td> <td>YES</td>	A1	YES	YES
Q10	2SB764(E,F)	UNIT No. <td>C76 <td>R130 <td>A1</td> <td>YES</td> <td>YES</td> </td></td>	C76 <td>R130 <td>A1</td> <td>YES</td> <td>YES</td> </td>	R130 <td>A1</td> <td>YES</td> <td>YES</td>	A1	YES	YES
D1-4,10,11	MA111	UNIT No. <td>C76 <td>R130 <td>A1</td> <td>YES</td> <td>YES</td> </td></td>	C76 <td>R130 <td>A1</td> <td>YES</td> <td>YES</td> </td>	R130 <td>A1</td> <td>YES</td> <td>YES</td>	A1	YES	YES
D9	UDZ3.9B	UNIT No. <td>C76 <td>R130 <td>A1</td> <td>YES</td> <td>YES</td> </td></td>	C76 <td>R130 <td>A1</td> <td>YES</td> <td>YES</td> </td>	R130 <td>A1</td> <td>YES</td> <td>YES</td>	A1	YES	YES

1  
2  
3  
4  
5  
6  
7

**CAUTION:** For continued safety, replace safety critical components only with manufacturer's recommended parts (refer to parts list).  $\Delta$  indicates safety critical components. For continued protection against risk of fire, replace only with same type and rating fuse(s). To reduce the risk of electric shock, leakage-current or resistance measurements shall be carried out (exposed parts are acceptably insulated from the supply circuit) before the appliance is returned to the customer.

The DC voltage is an actual reading measured with a high impedance type voltmeter. The measurement value may vary depending on the measuring instruments used or on the product. Refer to the voltage during PLAY unless otherwise specified; The value shown in ( ) is the voltage measured at the moment of STOP.

RXD-951/A700/A900/V616/V818/V919



**CAUTION:** For continued safety, replace safety critical components only with manufacturer's recommended parts (refer to parts list).  $\Delta$  indicates safety critical components. For continued protection against risk of fire, replace only with same type and rating fuse(s). To reduce the risk of electric shock, leakage-current or resistance measurements shall be carried out (exposed parts are acceptably insulated from the supply circuit) before the appliance is returned to the customer.

The DC voltage is an actual reading measured with a high impedance type voltmeter. The measurement value may vary depending on the measuring instruments used or on the product. Refer to the voltage during PLAY unless otherwise specified; The value shown in ( ) is the voltage measured at the moment of STOP.

DOLBY and the double-D symbol are trademarks of Dolby Laboratories Licensing Corporation. Noise reduction circuit made under license from Dolby Laboratories Licensing Corporation.

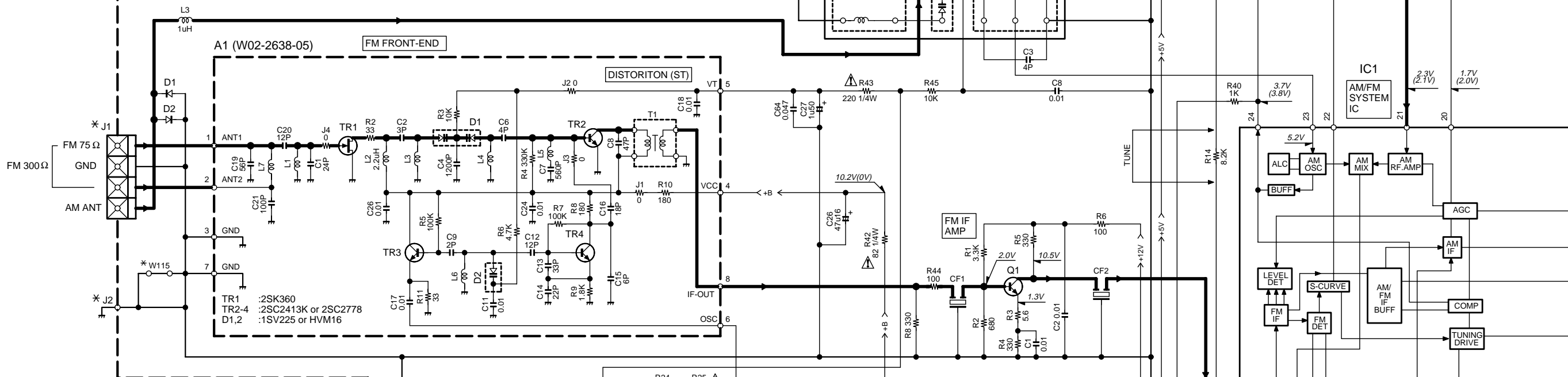
- IC1 : HA12209F
- IC2,3 : BA328
- IC4 : BA3126N
- IC5 : BA10393
- IC6 : TC74HC166AP
- Q1-4 : 2SC3246
- Q5 : 2SC2003(L,K)
- Q7,8 : 2SC2785(F,E) or 2SC1740S(Q,R)
- Q9 : DTA124ESA or UN4112
- Q10,11 : 2SC1845(F,E)
- Q12 : DTC124ESA or UN4212
- D1-4 : 1SS133 or HSS104A
- D5 : HZS2.7N(B2) or MTJZ.7(B)

RXD-V616/V818V/V919(K) (3/9)  
 RXD-A700/A900(K) (3/9)  
 RXD-951/951E/951W(K) (3/9)

**TUNER AP**  
 (X05-4890-XX) RXD-V616/V818/V919(M,I) RXD-A700/(K,P,X) RXD-A900(K,P) RXD-951(M,M5,I,Y,X)  
 (X05-4922-10) RXD-V616/V818/V919(V)

The DC voltage is an actual reading measured with a high impedance type voltmeter as the AM/FM signal generator is specified to the conditions as shown in the list below. The measurement value may vary depending on the measuring instruments used or on the product. The value shown in ( ) is actual reading measured in the AM mode.

MODE	CARRIER	MODULATION		ANT INPUT
		FREQUENCY	DEVIATION	
FM	98MHz	1kHz	STEREO 67.5kHz 7.5kHz(Pilot)	60dB
AM	1000(999)kHz	400Hz	MONO 30% MOD	60dB



**CAUTION:** For continued safety, replace safety critical components only with manufacturer's recommended parts (refer to parts list).  $\Delta$  indicates safety critical components. For continued protection against risk of fire, replace only with same type and rating fuse(s). To reduce the risk of electric shock, leakage-current or resistance measurements shall be carried out (exposed parts are acceptably insulated from the supply circuit) before the appliance is returned to the customer.

RXD-V616 (X05-4XXX-XX)						
DESTINATION COUNTRY	ABB.	UNIT No.	©	C21, 22	W115, 116,119	J1 J2
GENERAL MARKET	M4	X05-4890-20	YES	0.012	YES	E20-0476-05 or E70-0051-05 F10-0945-04
MALAYSIA	I4	X05-4922-10				E70-0079-05 F10-1074-04
SHANGHAI	V4	X05-4922-10				E70-0079-05 F10-1074-04

RXD-V818 (X05-4XXX-XX)						
DESTINATION COUNTRY	ABB.	UNIT No.	©	C21, 22	W115, 116,119	J1 J2
GENERAL MARKET	M3	X05-4890-20	YES	0.012	YES	E20-0476-05 or E70-0051-05 F10-0945-04
MALAYSIA	I3	X05-4922-10				E70-0079-05 F10-1074-04
SHANGHAI	V3	X05-4922-10				E70-0079-05 F10-1074-04

RXD-V919 (X05-4XXX-XX)						
DESTINATION COUNTRY	ABB.	UNIT No.	©	C21, 22	W115, 116,119	J1 J2
GENERAL MARKET	M2	X05-4890-20	YES	0.012	YES	E20-0476-05 or E70-0051-05 F10-0945-04
MALAYSIA	I2	X05-4922-10				E70-0079-05 F10-1074-04
SHANGHAI	V2	X05-4922-10				E70-0079-05 F10-1074-04

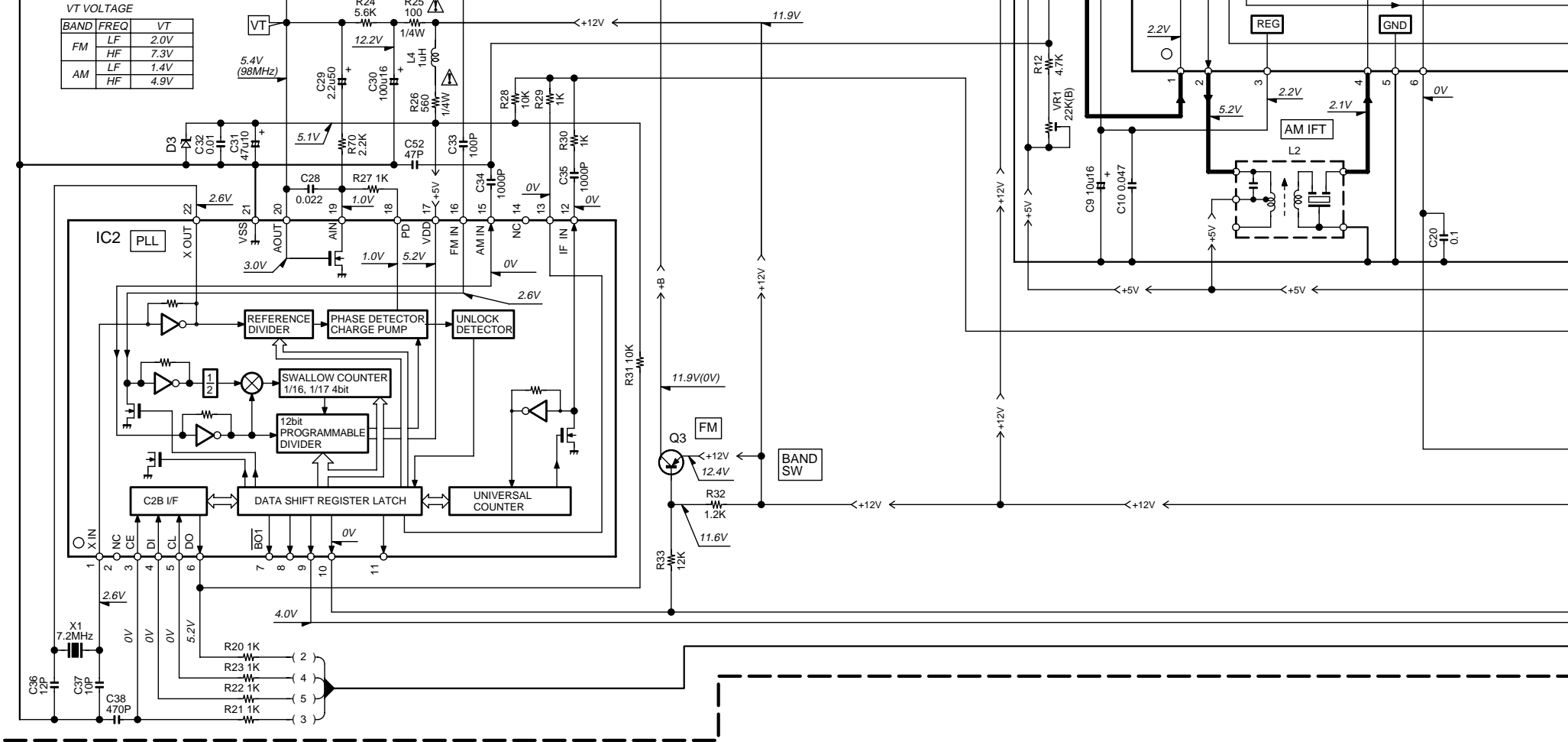
RXD-A900 (X05-4890-11)						
DESTINATION COUNTRY	ABB.	UNIT No.	©	C21, 22	W115, 116,119	J1 J2
U.S.A.	K1	0-11	NO	0.018	NO	E20-0476-05 or E70-0051-05 F10-0945-04
CANADA	P1	0-11				E20-0476-05 or E70-0051-05 F10-0945-04

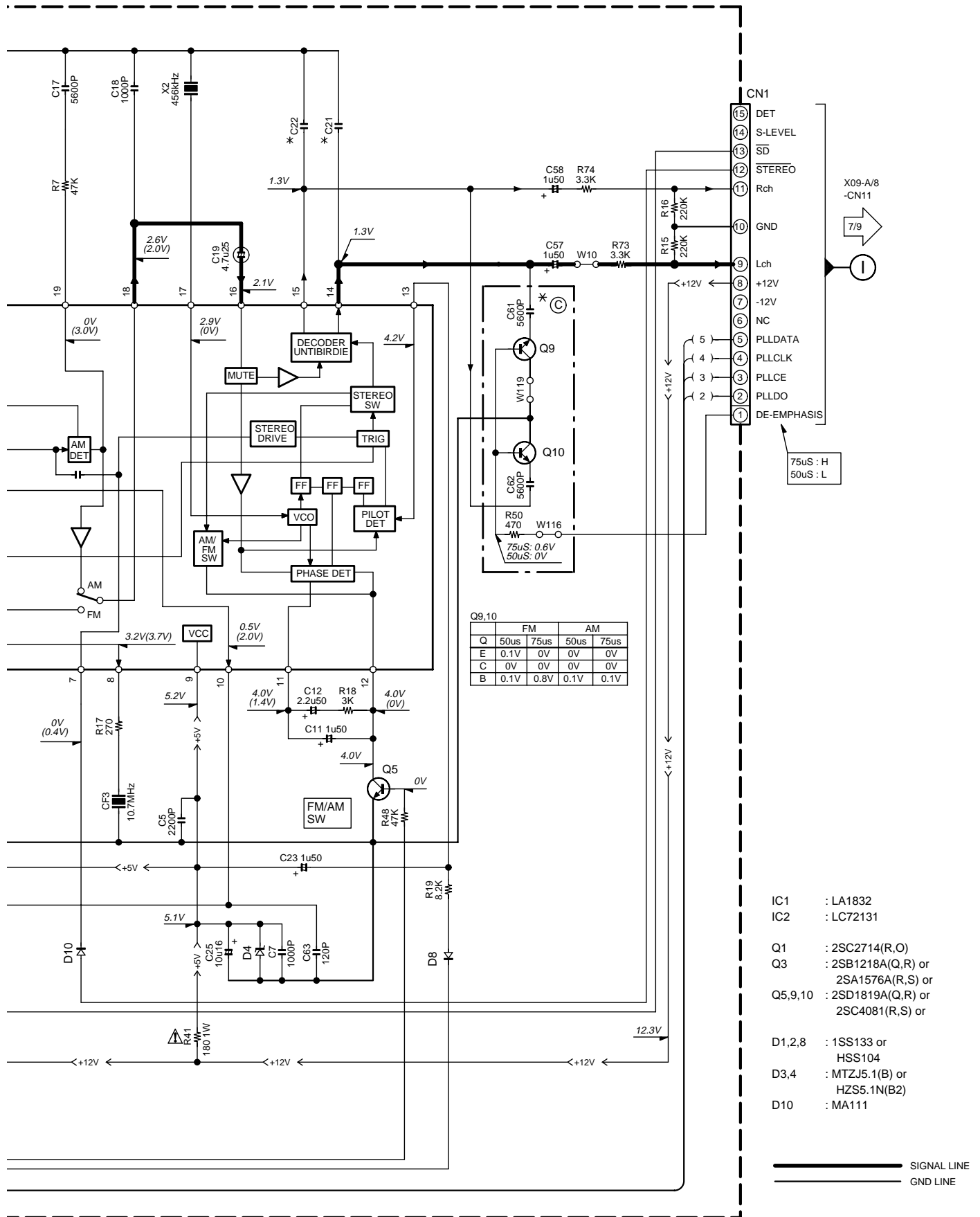
  

RXD-A700 (X05-489X-XX)						
DESTINATION COUNTRY	ABB.	UNIT No.	©	C21, 22	W115, 116,119	J1 J2
U.S.A.	K2	0-11	NO	0.018	NO	E20-0476-05 or E70-0051-05 F10-0945-04
CANADA	P2	0-11				E20-0476-05 or E70-0051-05 F10-0945-04
AUSTRALIA	X2	0-71		0.012		E20-0476-05 or E70-0051-05 F10-0945-04

RXD-951 (05-489X-XX)						
DESTINATION COUNTRY	ABB.	UNIT No.	©	C21, 22	W115, 116,119	J1 J2
GENERAL MARKET	M1	0-20	YES	0.012	YES	E20-0476-05 or E70-0051-05 F10-0945-04
MALAYSIA	I1	0-20				E20-0476-05 or E70-0051-05 F10-0945-04
PX	Y1	0-20				E20-0476-05 or E70-0051-05 F10-0945-04
AUSTRALIA	X1	0-71	NO		NO	E20-0476-05 or E70-0051-05 F10-0945-04





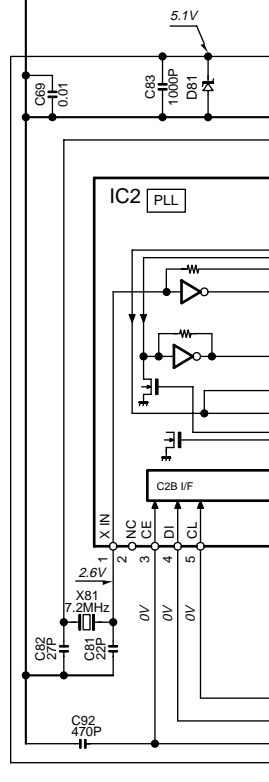
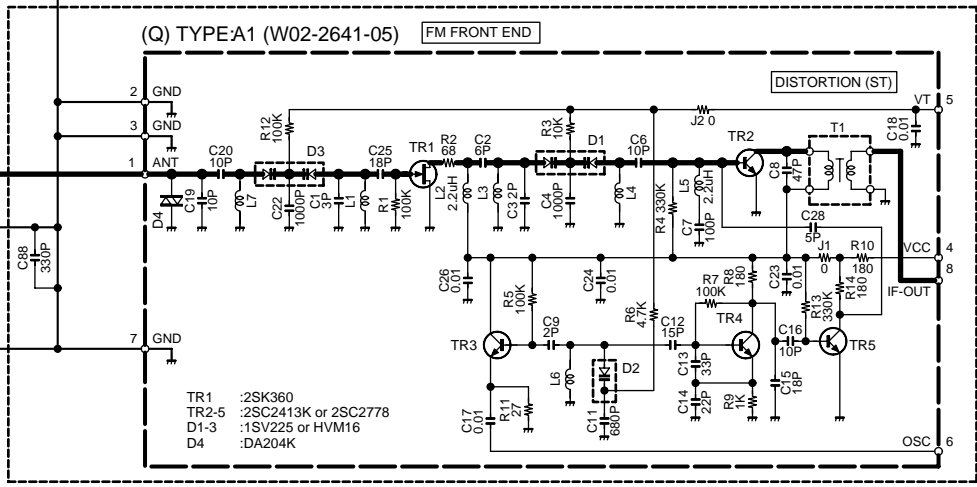
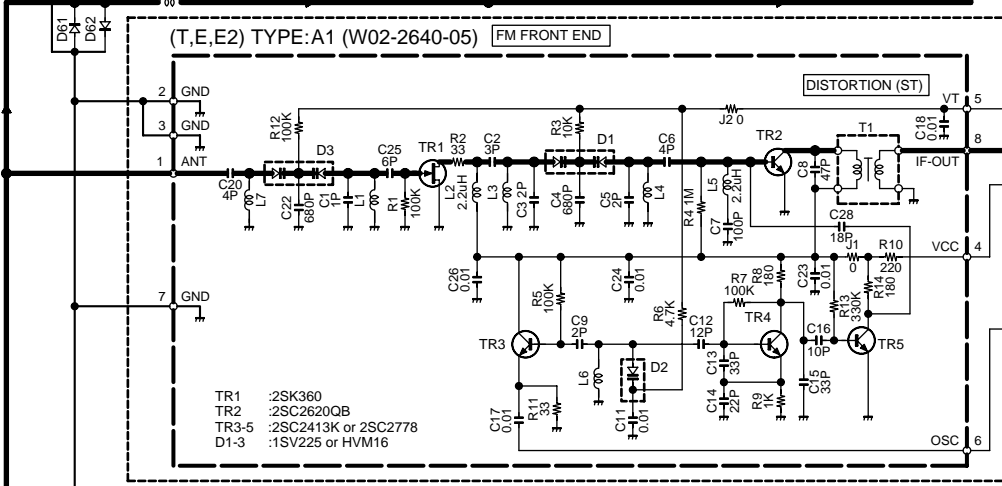
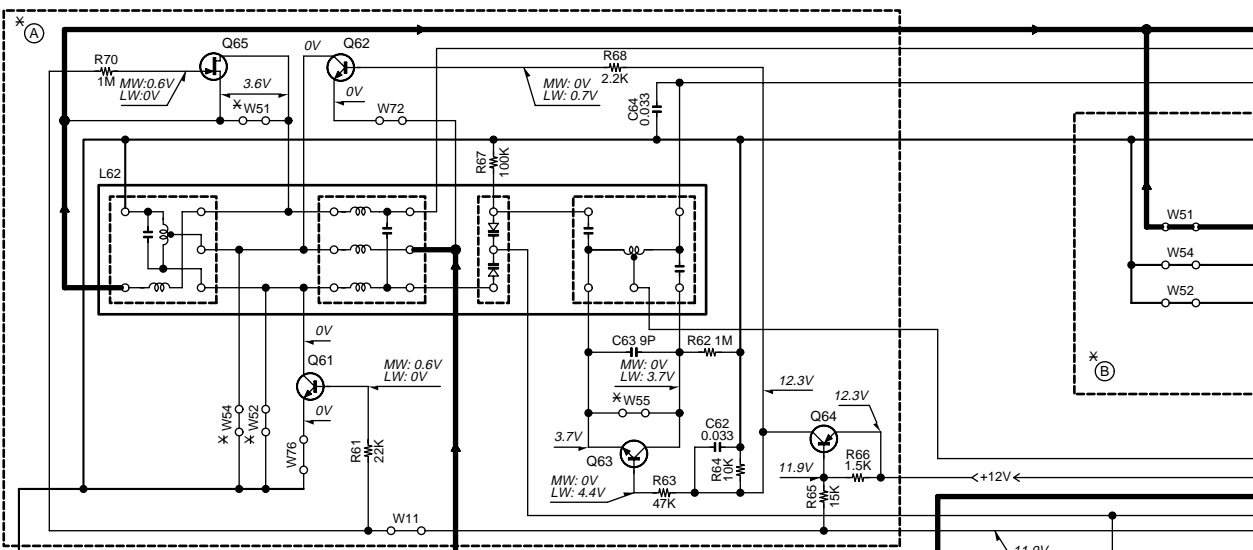
RXD-A700(K,P,X)/A900(K,P) (4/9)  
 RXD-951(M,I,Y,X) (4/9)  
 RXD-V616(M,I,V)/V818(M,I,V)/V919(M,I,V) (4/9)

Y39-2950-10

RXD-951/A700/A900/V616/V818/V919

KENWOOD

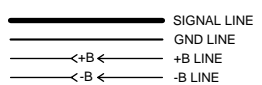
TUNER UNIT  
 (X05-490X-XX) RXD-A700E(E3) RXD-A700W(Q2) RXD-951(E1) RXD-951E(E2) RXD-951W(Q1)

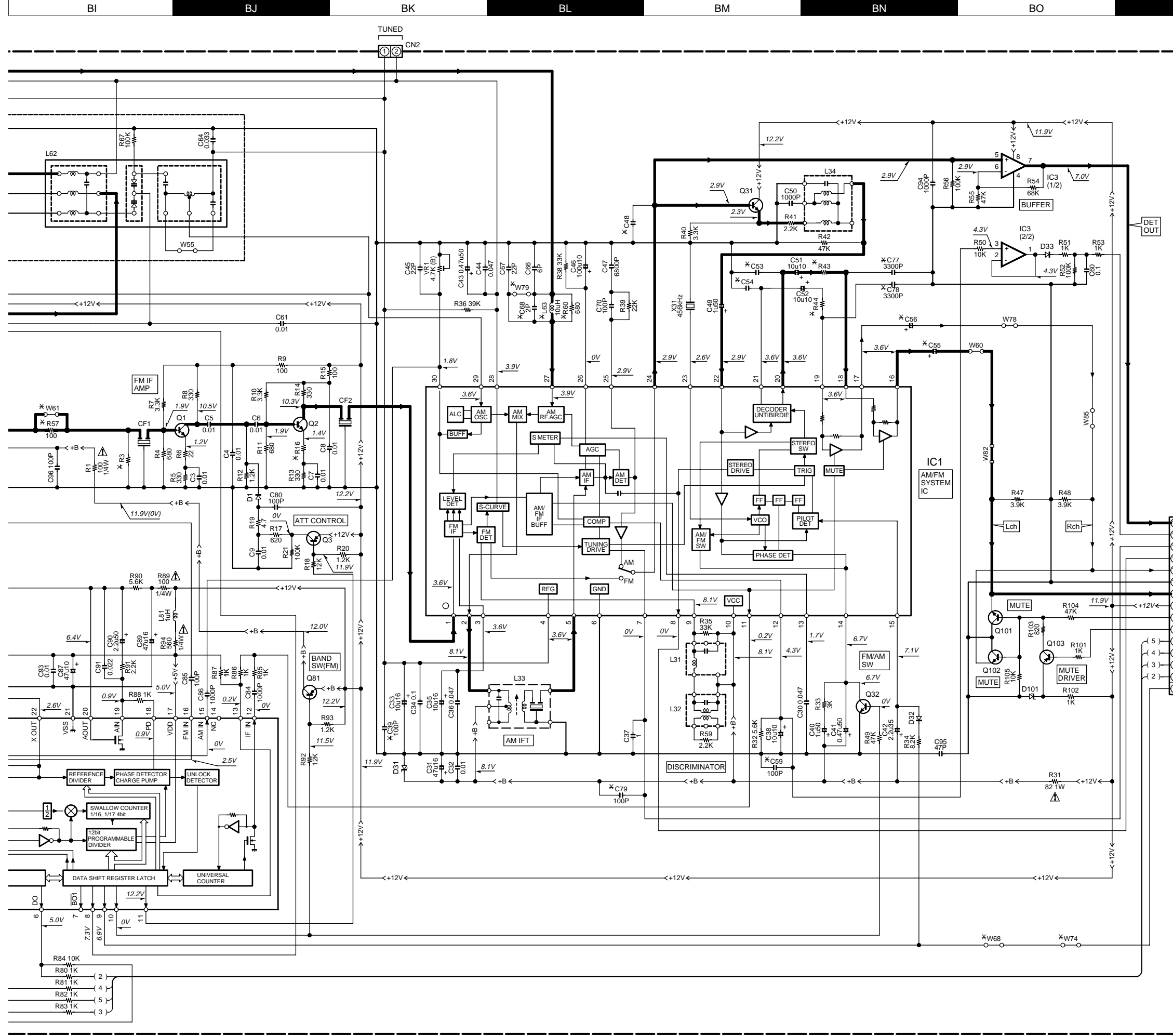


- IC1 : LA1836
- IC2 : LC72131
- IC3 : NJM2904M
- Q1,2 : 2SC2714(R,O)
- Q3,64,81,103 : 2SA1576A(R,S) or 2SB1218A(Q,R)
- Q31,32,61,62 : 2SC4081(R,S) or 2SD1819A(Q,R)
- Q63 : 2SC2878(B)
- Q65 : 2SK302(Y,GR)
- Q101,102 : 2SD2114K
- D1,33,61,62 : 1SS133 or HSS104
- D31 : MTZJ8.2(B) or HZS8.2N(B2)
- D32 : MA111
- D81 : MTZJ5.1(B) or HZS5.1N(B2)
- D101 : MTZJ3.3(B) or HZS3.3N(B2)

VT VOLTAGE

BAND	FREQ	VT
FM	LF	2.3V
	HF	7.7V
AM (MW)	LF	1.2V
	HF	4.6V





**RXD-951 (X05-4902-70)**

DESTINATION	UNIT No.	(A)	(B)	(C)	C39.59	C48	C53	C55	C56	C68.77	R3	R16	R43	R57	L62	L63	W68.74	W51.52.54	J2	A1
COUNTRY/JABB	EUROPE E1	NO	YES	NO	820P	0.015	2.2u35	YES	3.3K	22	22K	NO	L39-1367	YES	NO	YES	F10-1053	W02-2640		

**RXD-951E (X05-4902-70)**

DESTINATION	UNIT No.	(A)	(B)	(C)	C39.59	C48	C53	C55	C56	C68.77	R3	R16	R43	R57	L62	L63	W68.74	W51.52.54	J2	A1
COUNTRY/JABB	EUROPE E2	NO	YES	NO	820P	0.015	2.2u35	YES	3.3K	22	22K	NO	L39-1367	YES	NO	YES	F10-1053	W02-2640		

**RXD-A700E (X05-4902-70)**

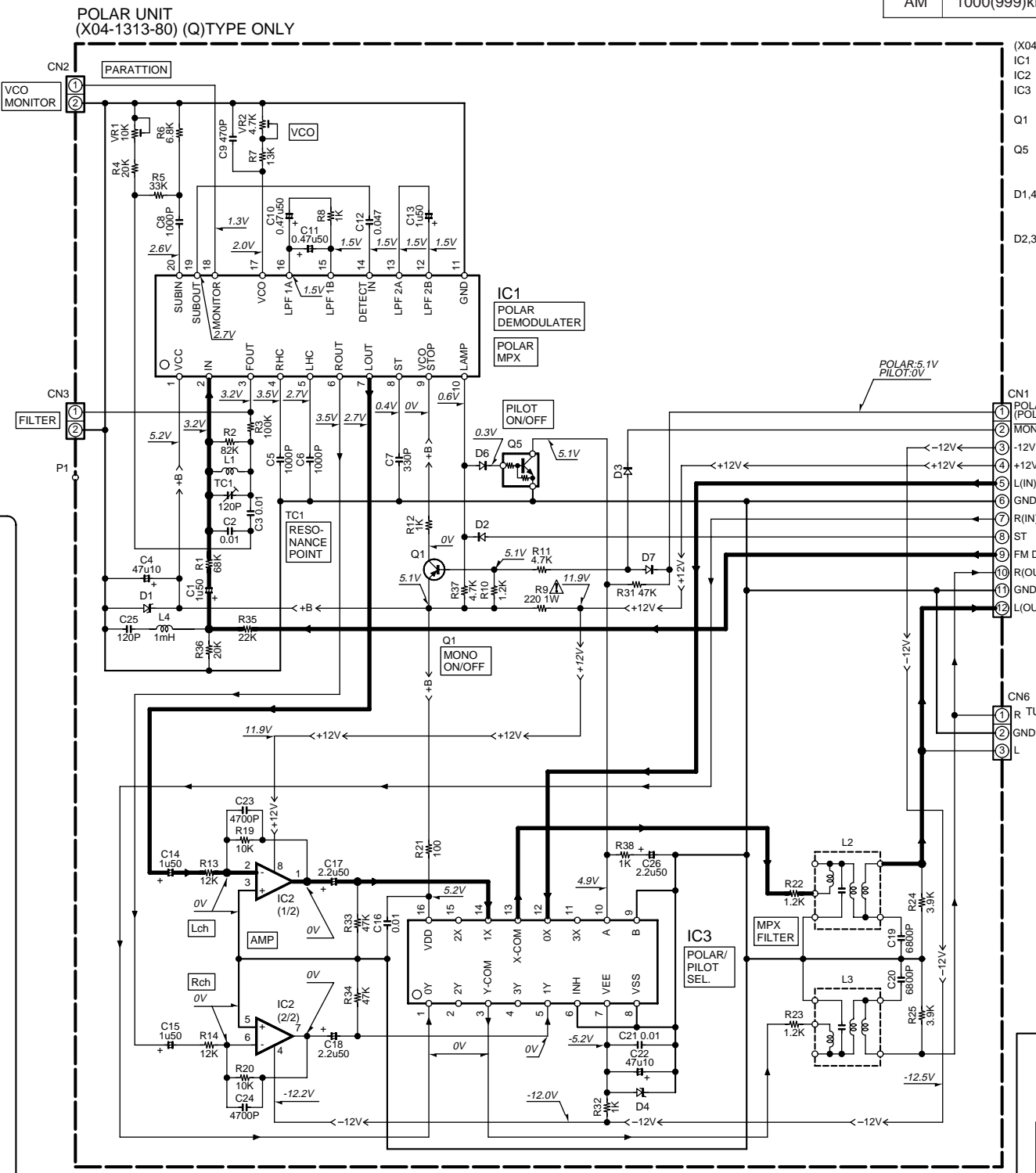
DESTINATION	UNIT No.	(A)	(B)	(C)	C39.59	C48	C53	C55	C56	C68.77	R3	R16	R43	R57	L62	L63	W68.74	W51.52.54	J2	A1
COUNTRY/JABB	EUROPE E3	NO	YES	NO	820P	0.015	2.2u35	YES	3.3K	22	22K	NO	L39-1367	YES	NO	YES	F10-1053	W02-2640		

**RXD-951W (X05-4903-81)**

DESTINATION	UNIT No.	(A)	(B)	(C)	C39.59	C48	C53	C55	C56	C68.77	R3	R16	R43	R57	L62	L63	W68.74	W51.52.54	J2	A1
COUNTRY/JABB	RUSSIA Q1	YES	NO	YES	880P	0.018	3.3u25	NO	330	47	12K	YES	NO	L39-1368	NO	YES	NO	NO	F10-1088	W02-2641

**RXD-A700W (X05-4903-81)**

DESTINATION	UNIT No.	(A)	(B)	(C)	C39.59	C48	C53	C55	C56	C68.77	R3	R16	R43	R57	L62	L63	W68.74	W51.52.54	J2	A1
COUNTRY/JABB	RUSSIA Q2	YES	NO	YES	880P	0.018	3.3u25	NO	330	47	12K	YES	NO	L39-1368	NO	YES	NO	NO	F10-1088	W02-2641



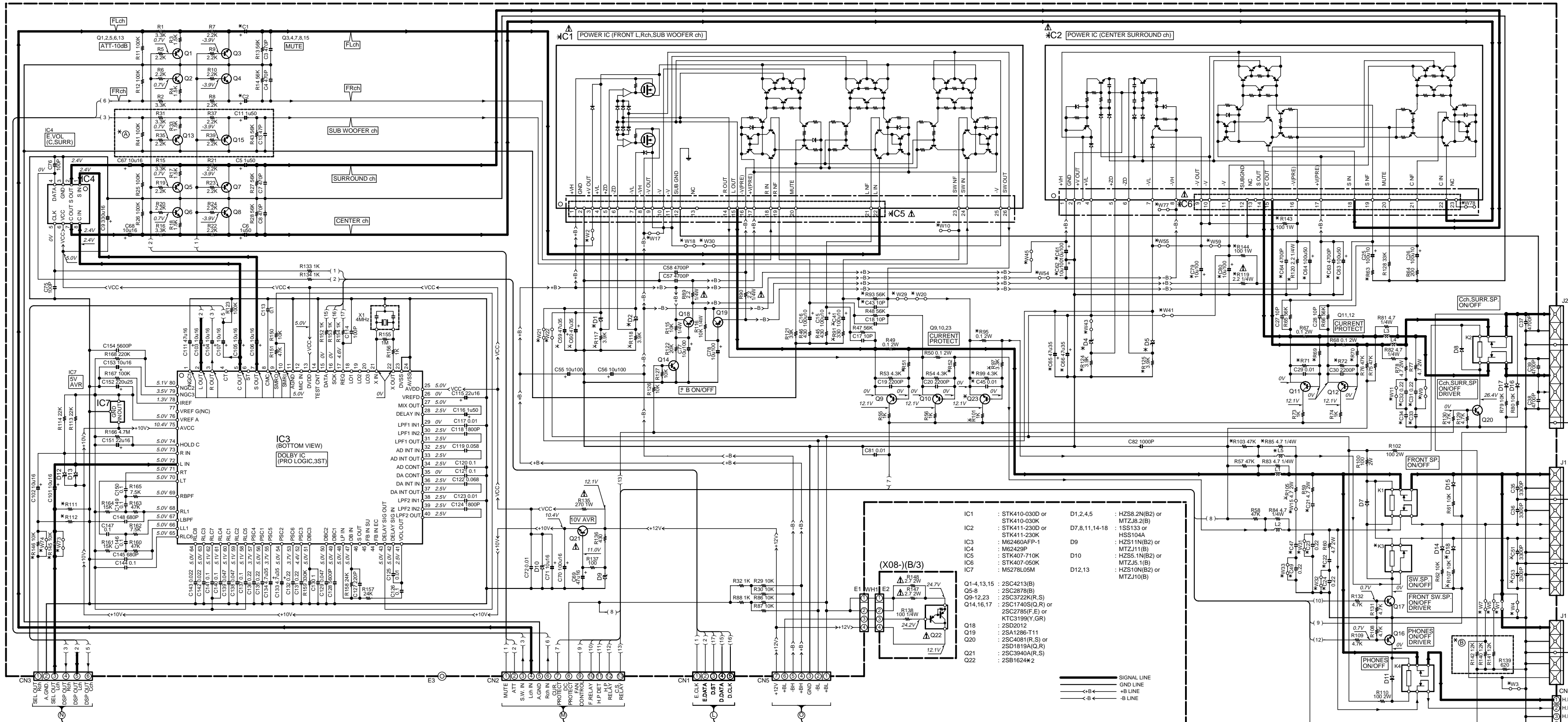
**CAUTION:** For continued safety, replace safety critical components only with manufacturer's recommended parts (refer to parts list).  $\Delta$  indicates safety critical components. For continued protection against risk of fire, replace only with same type and rating fuse(s). To reduce the risk of electric shock, leakage-current or resistance measurements shall be carried out (exposed parts are acceptably insulated from the supply circuit) before the appliance is returned to the customer.

The DC voltage is an actual reading measured with a high impedance type voltmeter as the AM/FM signal generator is specified to the conditions as shown in the list below. The measurement value may vary depending on the measuring instruments used or on the product. The value shown in ( ) is actual reading measured in the AM mode.

MODE	CARRIER	MODULATION		ANT INPUT
		FREQUENCY	DEVIATION	
FM	98MHz	1kHz	STEREO 67.5kHz 7.5kHz(Pilot)	60dB
AM	1000(999)kHz	400Hz	MONO 30% MOD	60dB

RXD-951/A700/A900/V616/V818/V919





1	2	3	4	5	6	7	8	9-11	12-15	16	17	18,19	20	21,22	23,24	25	26	
IC1	57.5V	0V	25.9V	26.4V	18.5V	-18.9V	-27.0V	-57.8V	-26.5V	0V	-56.3V	56.5V	0V	-55.3V	0V	0V	-26.4V	0V

1	2	3	4-7	8-11	12-15	16	17	18,19	20	21,22
IC5	45.7V	0V	45.7V	-46.0V	0V	-45.1V	45.0V	0V	-43.9V	0V

1	2	3	4	5	6	7	8	9-11	12-15	16	17	18,19	20	21,22	
IC2	57.3V	0V	57.3V	26.4V	18.5V	-18.9V	-27.0V	-57.8V	-26.5V	0V	-55.5V	56.5V	0V	-55.4V	0V

1,2	3	4-7	8	9	10,11	12	13-15	
IC6	27.5V	26.4V	0V	-26.4V	26.4V	0V	-25.3V	0V

**CAUTION:** For continued safety, replace safety critical components only with manufacturer's recommended parts (refer to parts list).  $\Delta$  indicates safety critical components. For continued protection against risk of fire, replace only with same type and rating fuse(s). To reduce the risk of electric shock, leakage-current or resistance measurements shall be carried out (exposed parts are acceptably insulated from the supply circuit) before the appliance is returned to the customer.

The DC voltage is an actual reading measured with a high impedance type voltmeter. The measurement value may vary depending on the measuring instruments used or on the product. Refer to the voltage during PLAY unless otherwise specified; The value shown in ( ) is the voltage measured at the moment of STOP.

RXD-A700 (X08-2870-11)

DESTINATION	UNIT	C1,2	C21,22	C23,24,31,32,41,43,45,47	C63	D1,2,4	D1,2,4	IC1,2	IC5,6	K3	L5	Q23	R51,52	R63	R69	R70	R85,91,93,95,97,99,101,103,105	R111	R143	W1	W2,5,7,10,17	W3	W4,15,18,20,22,29
U.S.A.	PK	0-11	0.47u50	0.1	NO	NO	NO	NO	NO	NO	NO	NO	2.7K	220	430	2.7K	NO	NO	NO	100K	NO	NO	NO

RXD-A700E (X08-2872-72)

DESTINATION	UNIT	C1,2	C21,24	C41,43,45,47,49,51	C63,64	C79,80	D1,2,4	IC1,2	IC5,6	K3	L5	Q23	R51,52	R63	R69	R70	R85,91,93,95,97,99,101,103,105	R111	R143	W1	W2,5,7,10,17	W3	W4,15,18,20,22,29
EUROPE	PK	2-72	0.47u50	0.22	NO	NO	NO	NO	NO	NO	NO	NO	NO	NO	NO	NO	NO	NO	NO	100K	NO	NO	NO

RXD-A700W (X08-2872-72)

DESTINATION	UNIT	C1,2	C21,24	C41,43,45,47,49,51	C63,64	C79,80	D1,2,4	IC1,2	IC5,6	K3	L5	Q23	R51,52	R63	R69	R70	R85,91,93,95,97,99,101,103,105	R111	R143	W1	W2,5,7,10,17	W3	W4,15,18,20,22,29
RUSSIA	PK	2-72	0.47u50	0.22	NO	NO	NO	NO	NO	NO	NO	NO	NO	NO	NO	NO	NO	NO	NO	100K	NO	NO	NO

RXD-V919 (X08-XXXX-XX)

DESTINATION	UNIT	C1,2	C21,22	C23,24,31,32,41,43,45,51,53	C63	D1,2,4	D1,2,4	IC1,2	IC5,6	K3	L5	Q23	R51,52	R63	R69	R70	R85,91,93,95,97,99,101,103,105	R111	R143	W1	W2,5,7,10,17	W3	W4,15,18,20,22,29
EUROPE	PK	2-72	0.47u50	0.22	NO	NO	NO	NO	NO	NO	NO	NO	NO	NO	NO	NO	NO	NO	NO	100K	NO	NO	NO

RXD-A900 (X08-2870-20)

DESTINATION	UNIT	C1,2	C21,22	C23,24,31,32,41,43,45,51,53	C63	D1,2,4	D1,2,4	IC1,2	IC5,6	K3	L5	Q23	R51,52	R63	R69	R70	R85,91,93,95,97,99,101,103,105	R111	R143	W1	W2,5,7,10,17	W3	W4,15,18,20,22,29
U.S.A.	PK	0-11	0.47u50	0.1	NO	NO	NO	NO	NO	NO	NO	NO	2.7K	220	430	2.7K	NO	NO	NO	100K	NO	NO	NO

RXD-951 (X08-287X-XX)

DESTINATION	UNIT	C1,2	C21,22	C23,24,31,32,41,43,45,51,53	C63	D1,2,4	D1,2,4	IC1,2	IC5,6	K3	L5	Q23	R51,52	R63	R69	R70	R85,91,93,95,97,99,101,103,105	R111	R143	W1	W2,5,7,10,17	W3	W4,15,18,20,22,29
EUROPE	PK	2-72	0.47u50	0.22	NO	NO	NO	NO	NO	NO	NO	NO	NO	NO	NO	NO	NO	NO	NO	100K	NO	NO	NO

RXD-951E (X08-2872-71)

DESTINATION	UNIT	C1,2	C21,22	C23,24,31,32,41,43,45,51,53	C63	D1,2,4	D1,2,4	IC1,2	IC5,6	K3	L5	Q23	R51,52	R63	R69	R70	R85,91,93,95,97,99,101,103,105	R111	R143	W1	W2,5,7,10,17	W3	W4,15,18,20,22,29
EUROPE	PK	2-71	0.47u50	0.22	NO	NO	NO	NO	NO	NO	NO	NO	NO	NO	NO	NO	NO	NO	NO	100K	NO	NO	NO

RXD-951W (X08-2872-71)

DESTINATION	UNIT	C1,2	C21,22	C23,24,31,32,41,43,45,51,53	C63	D1,2,4	D1,2,4	IC1,2	IC5,6	K3	L5	Q23	R51,52	R63	R69	R70	R85,91,93,95,97,99,101,103,105	R111	R143	W1	W2,5,7,10,17	W3	W4,15,18,20,22,29
EUROPE	PK	2-71	0.47u50	0.22	NO	NO	NO	NO	NO	NO	NO	NO	NO	NO	NO	NO	NO	NO	NO	100K	NO	NO	NO

RXD-A700/A900/V919 (6/9)

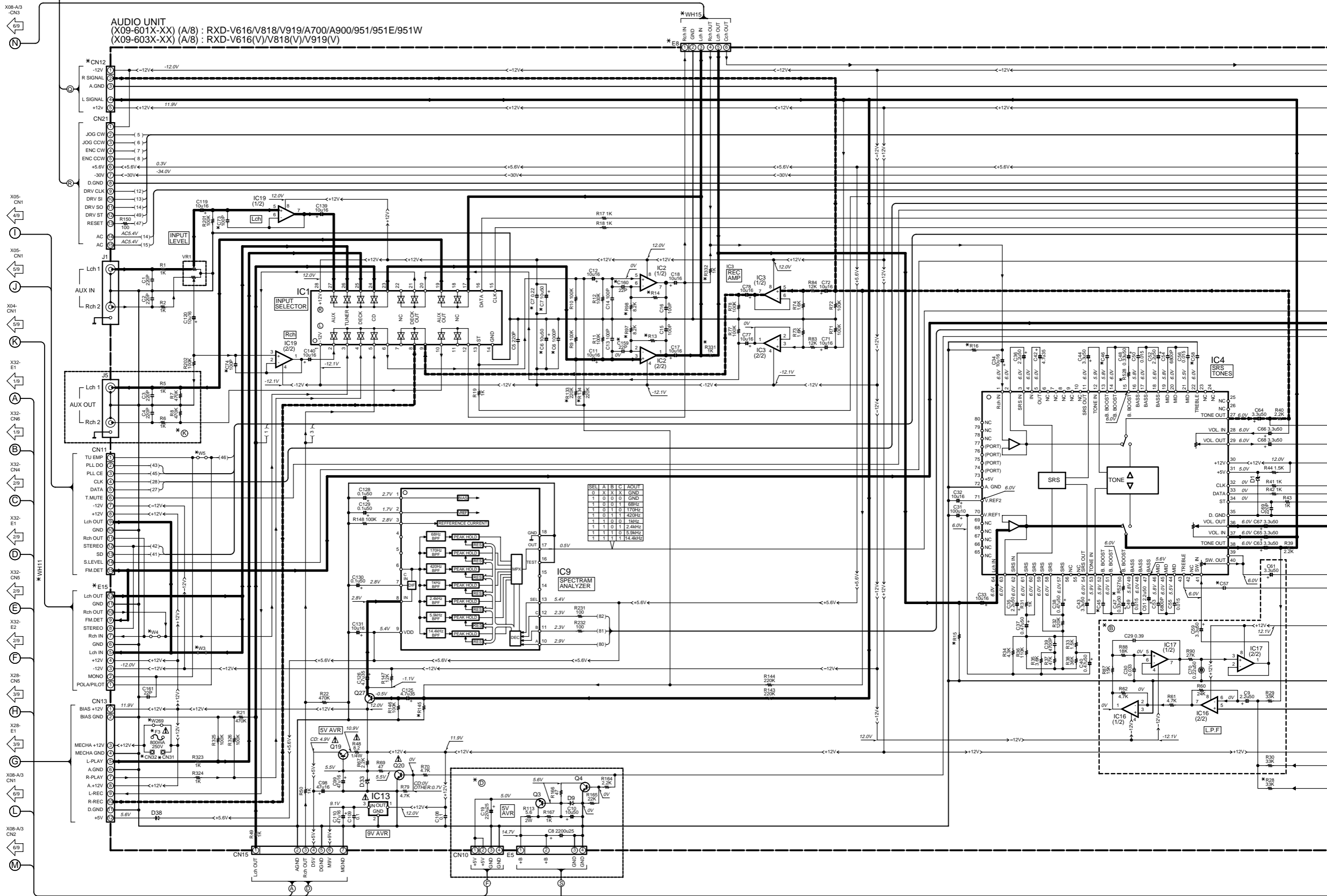
DESTINATION	UNIT	C1,2	C21,22	C23,24,31,32,41,43,45,51,53	C63	D1,2,4	D1,2,4	IC1,2	IC5,6	K3	L5	Q23	R51,52	R63	R69	R70	R85,91,93,95,97,99,101,103,105	R111	R143	W1	W2,5,7,10,17	W3	W4,15,18,20,22,29
EUROPE	PK	2-71	0.47u50	0.22	NO	NO	NO	NO	NO	NO	NO	NO	NO	NO	NO	NO	NO	NO	NO	100K	NO	NO	NO

RXD-951/951E/951W (6/9)

DESTINATION	UNIT	C1,2	C21,22	C23,24,31,32,41,43,45,51,53	C63	D1,2,4	D1,2,4	IC1,2	IC5,6	K3	L5	Q23	R51,52	R63	R69	R70	R85,91,93,95,97,99,101,103,105	R111	R143	W1	W2,5,7,10,17	W3	W4,15,18,20,22,29
EUROPE	PK	2-71	0.47u50	0.22	NO	NO	NO	NO	NO	NO	NO	NO	NO	NO	NO	NO	NO	NO	NO	100K	NO	NO	NO

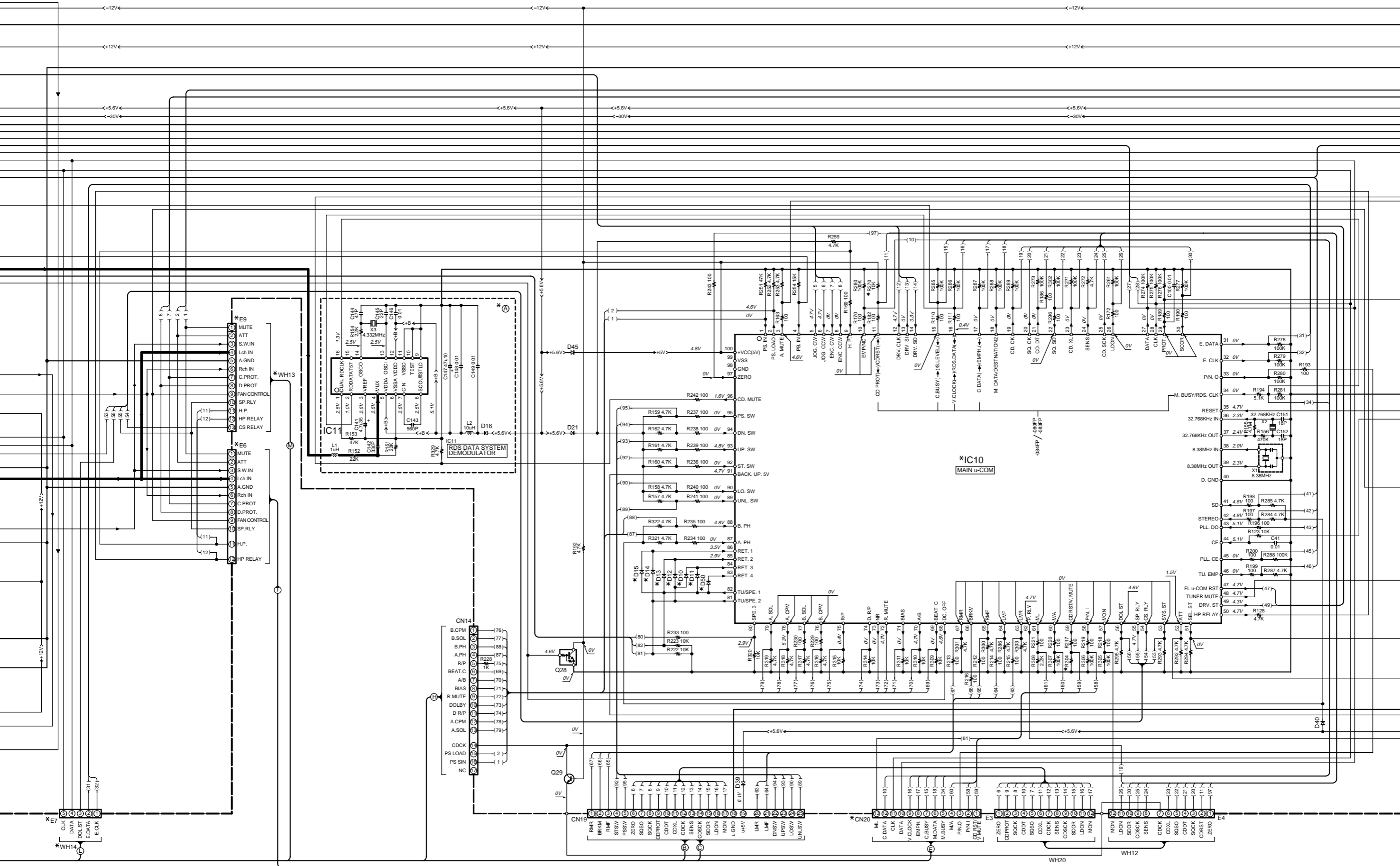
RXD-951/A700/A900/V616/V818/V919

**AUDIO UNIT**  
 (X09-601X-XX) (A/8) : RXD-V616/V818/V919/A700/A900/951/951E/951W  
 (X09-603X-XX) (A/8) : RXD-V616(V)/V818(V)/V919(V)



SEL	A	B	C	A OUT
0	X	X	X	GND
1	0	0	0	GND
1	0	0	1	170Hz
1	0	1	1	420Hz
1	1	0	0	1kHz
1	1	0	1	2.4kHz
1	1	1	0	5.9kHz
1	1	1	1	14.4kHz





**IC11**  
RDS DATA SYSTEM DEMODULATOR

Pin 1: PS SIN  
Pin 2: PS LOAD  
Pin 3: A. MUTE  
Pin 4: P.B. IN  
Pin 5: JOG. CW  
Pin 6: JOG. CCW  
Pin 7: ENC. CW  
Pin 8: ENC. CCW  
Pin 9: H.P.  
Pin 10: EMPANC  
Pin 11: V.CLOCK  
Pin 12: V.CLOCK  
Pin 13: DRV. CLK  
Pin 14: DRV. SW  
Pin 15: DRV. SO  
Pin 16: C.BUSY  
Pin 17: V.CLOCK  
Pin 18: M. DATA DESTINATION 2  
Pin 19: CD. CK  
Pin 20: SQ. CK  
Pin 21: CD. DT  
Pin 22: SQ. SO  
Pin 23: CD. XL  
Pin 24: SENS  
Pin 25: CD. SCK  
Pin 26: LDOON  
Pin 27: DATA  
Pin 28: CLK  
Pin 29: PROT.  
Pin 30: SCORE  
Pin 31: E. DATA  
Pin 32: E. CLK  
Pin 33: P.N. O  
Pin 34: M. BUSY/RDS. CLK  
Pin 35: RESET  
Pin 36: 32.768KHz IN  
Pin 37: 32.768KHz OUT  
Pin 38: 8.38MHz IN  
Pin 39: 8.38MHz OUT  
Pin 40: D. GND  
Pin 41: SD  
Pin 42: STEREO  
Pin 43: PLL DO  
Pin 44: CE  
Pin 45: PLL CE  
Pin 46: TU. EMP  
Pin 47: FL U-COM RST  
Pin 48: TUNER MUTE  
Pin 49: DRV. ST  
Pin 50: HP RELAY

**IC10**  
MAIN u-COM

**CN14**

- (76) B.CPM
- (77) B.SOL
- (78) A.PH
- (79) R/P
- (80) BEAT.C
- (81) A/B
- (82) R.MUTE
- (83) DOLBY
- (84) D R/P
- (85) A.CPM
- (86) A.SOL
- (87) CDCK
- (88) PS LOAD
- (89) PS SIN
- (90) NC

**CN19**

- (67) RMR
- (68) BRKM
- (69) RLF
- (70) STSW
- (71) PSSW
- (72) ZERO
- (73) SOSO
- (74) SOCK
- (75) CDPROT
- (76) CDOT
- (77) CDCL
- (78) CDCK
- (79) SENS
- (80) CDSECK
- (81) LON
- (82) MON
- (83) u.GND
- (84) u+5V

**CN20**

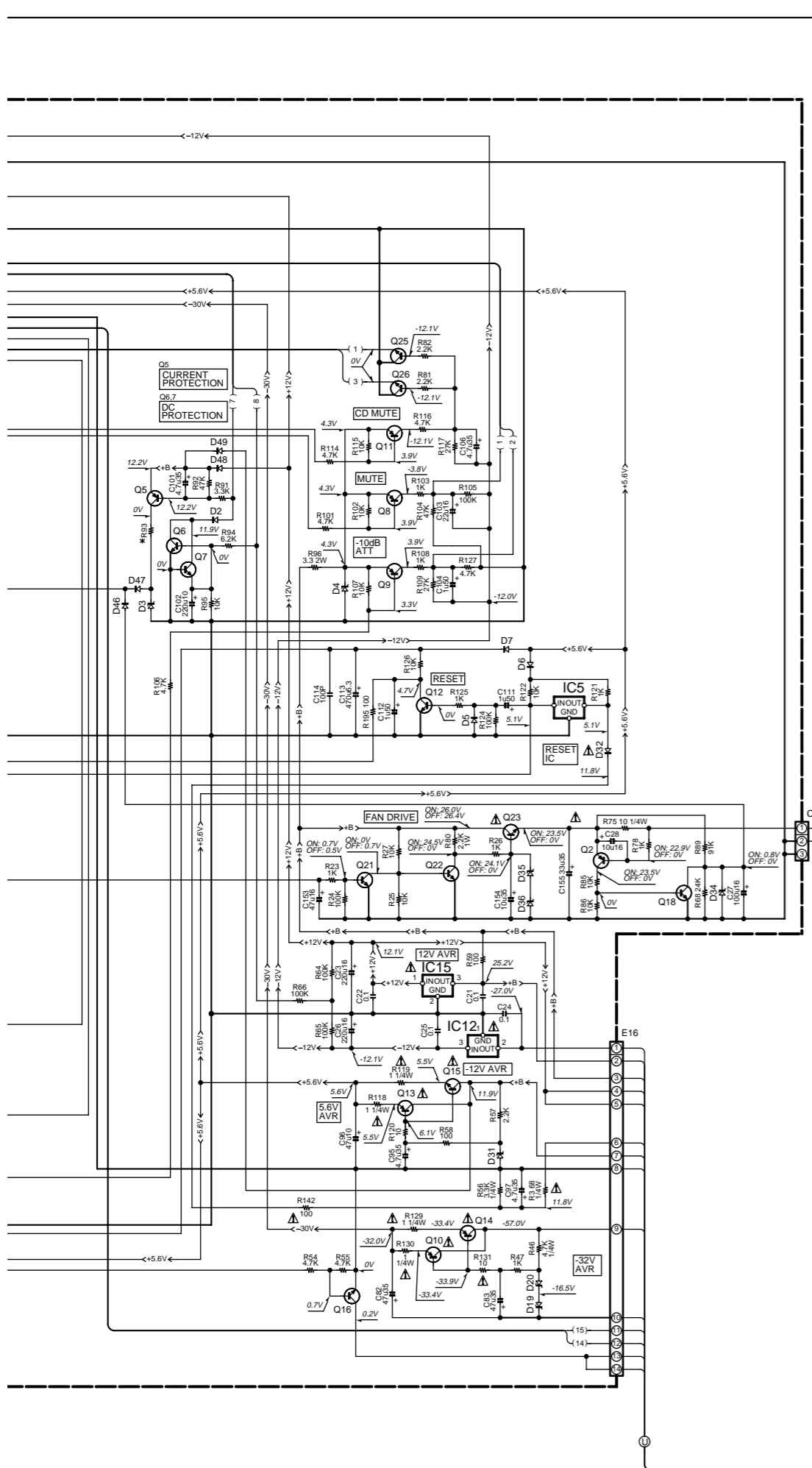
- (10) C.DATA
- (11) CLK
- (12) DATA
- (13) V.CLOCK
- (14) EMPH
- (15) M.BUSY
- (16) M.DATA
- (17) M.BUSY
- (18) M.A
- (19) P.N.I
- (20) P.N.I
- (21) V.CLOCK
- (22) ZERO
- (23) SOCK
- (24) CDOT
- (25) SOSO
- (26) CDCL
- (27) CDCK
- (28) CDSECK
- (29) LON
- (30) MON

**WH20**

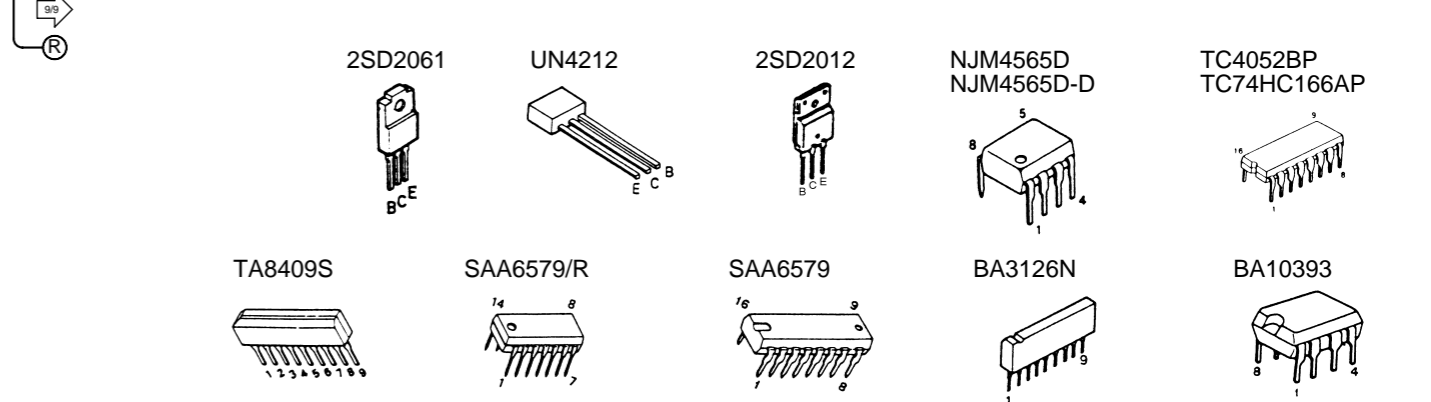
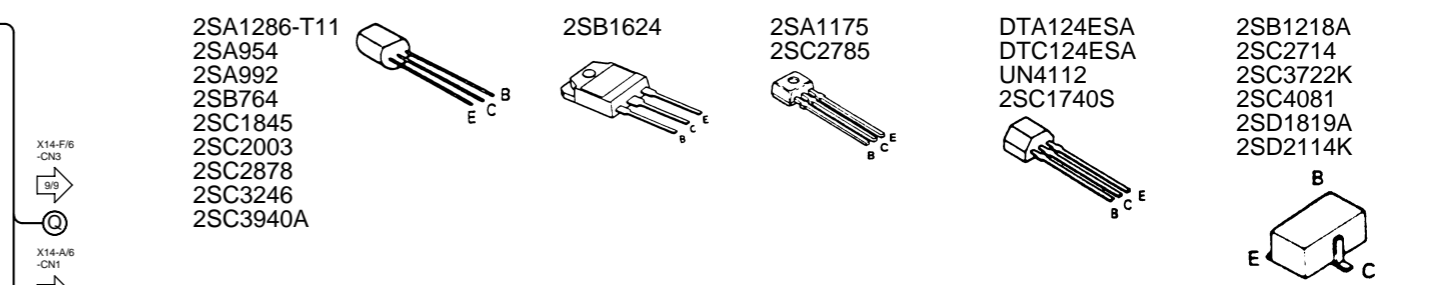
- (28) MON
- (29) LON
- (30) SCOR
- (31) CDSECK
- (32) CDCK
- (33) CDCL
- (34) SOSO
- (35) CDOT
- (36) CDIST
- (37) CDIST
- (38) ZERO

**WH12**

- (19) MUTE
- (20) ATT
- (21) S.W.IN
- (22) Lch IN
- (23) A.GND
- (24) Rch IN
- (25) C.PROT.
- (26) D.PROT.
- (27) FAN CONTROL
- (28) SP.RLY
- (29) H.P.
- (30) HP RELAY



- IC1 : NJU7313AL
  - IC2,3,16,17,19 : NJM4565D-D
  - IC4 : M62430FP
  - IC5 : S-806D-Z
  - IC9 : BA3834SK
  - IC10 : \*
  - IC11 : SAA6579/R or SAA6579
  - IC12 : TA79012SB
  - IC13 : TA7809SB
  - IC15 : TA78L012AP
- Q2,8,9,11 : 2SA933A(S,Q,R) or 2SA1175(F,E) or KTA1267(Y,GR)
  - Q3 : 2SD2061
  - Q4,12,18,20,22,27,29 : 2SC1740S(Q,R) or 2SC2785(F,E) or KTC3199(Y,GR)
  - Q5 : 2SA992(F,E)
  - Q6,7 : 2SC1845(F,E)
  - Q10,14 : 2SB1640 or 2SB1417(Q,P)
  - Q13,15,19,23 : 2SD2525 or 2SD2137(Q,P)
  - Q16 : 2SC2003(L,K)
  - Q25,26 : 2SC2878(B)
  - Q28 : DTC124ESA
- D1,3,34 : MTZJ5.1(B) or HZS5.1N(B2)
  - D2,5-7,10-16,21,32,38-40,45-50 : 1SS133 or HSS104A
  - D4 : MTZJ3.9(B) or HZS3.9N(B2)
  - D9,33,35 : MTZJ5.6(B) or HZS5.6N(B2)
  - D19 : MTZJ16(B) or HZS16N(B2)
  - D20 : MTZJ18(B) or HZS18N(B2)
  - D31 : MTZJ6.2(B) or HZS6.2N(B2)
  - D36 : MTZJ20(B) or HZS20N(B2)



RXD-V616 (X09-60XX-XX)

DESTINATION	UNIT No.	①	②	③	④	WH11	WH13-15	E6	E7-9	EN12,20	EN31,32	IC10	D10,11,13,15	D12,14,15	F3	R13,14	R15,16	R28,133,134,270	R93	R97,98	R145	R304	R331,332	R527,528	C6,7	C7	C45,46	C73,74,159,160	W3-5,289	
GENERAL MARKET	M1																													
MALAYSIA	14	10-22	NO	YES	YES	NO	YES	NO	YES	NO	YES	NO	NO	YES	NO	10K	910	NO	10K	YES	470K	4.7K	YES	560	1000P	0.22	0.056	NO	YES	
SHANGHAI	V4	32-12	NO	YES	NO	NO	YES	NO	YES	NO	NO	M38199MF-084FP	NO	YES	NO	10K	100	100K	NO	10K	NO	470K	4.7K	YES	560	1000P	0.22	0.056	NO	YES

RXD-V818 (X09-60XX-XX)

DESTINATION	UNIT No.	①	②	③	④	WH11	WH13-15	E6	E7-9	EN12,20	EN31,32	IC10	D10,11,13,15	D12,14,15	F3	R13,14	R15,16	R28,133,134,270	R93	R97,98	R145	R304	R331,332	R527,528	C6,7	C7	C45,46	C57,58	C73,74,159,160	W3-5,289
GENERAL MARKET	M3																													
MALAYSIA	13	10-21	NO	YES	YES	NO	YES	NO	YES	NO	YES	NO	NO	YES	NO	10K	910	NO	10K	YES	470K	4.7K	YES	560	1000P	0.1	3300P	NO	YES	
SHANGHAI	V3	32-11	NO	YES	NO	NO	YES	NO	YES	NO	NO	M38199MF-084FP	NO	YES	NO	10K	100	100K	NO	10K	NO	470K	4.7K	YES	10K	10u50	0.1	3300P	NO	YES

RXD-V919 (X09-60XX-XX)

DESTINATION	UNIT No.	①	②	③	④	WH11	WH13-15	E6	E7-9	EN12,20	EN31,32	IC10	D10,11,13,15	D12,14,15	F3	R13,14	R15,16	R28,133,134,270	R93	R97,98	R145	R304	R331,332	R527,528	C6,7	C7	C45,46	C57,58	C73,74,159,160	W3-5,289
GENERAL MARKET	M2																													
MALAYSIA	12	10-20	NO	YES	YES	NO	YES	NO	YES	NO	YES	NO	NO	YES	NO	10K	100K	YES	10K	YES	56K	NO	4.7K	10K	10u50	0.1	3300P	NO	YES	
SHANGHAI	V2	32-10	NO	YES	NO	NO	YES	NO	YES	NO	NO	M38199MF-084FP	NO	YES	NO	10K	100	100K	NO	10K	NO	56K	NO	4.7K	10K	10u50	0.1	3300P	NO	YES

RXD-A700 (X09-601X-XX)

DESTINATION	UNIT No.	①	②	③	④	WH11	WH13-15	E6	E7-9	EN12,20	EN31,32	IC10	D10,11,13,15	D12,14,15	F3	R13,14	R15,16	R28,97,98,133,332	R93	R133,134,270	R145	R527,528	C6,7	C7	C45,46	C73,74,159,160	W3-5,289			
GENERAL MARKET	M1																													
U.S.A.	K2	0-12	NO	NO	YES	NO	YES	NO	YES	NO	YES	M38199MF-084FP	NO	NO	YES	YES	100	100K	NO	1K	YES	56K	560	1000P	0.22	0.056	NO	YES	NO	
CANADA	F2																													
AUSTRALIA	X2	0-72	NO	NO	YES	NO	YES	NO	YES	NO	NO	M38199MF-084FP	NO	NO	YES	NO	100	100K	NO	1K	YES	56K	560	1000P	0.22	0.056	NO	YES	NO	

RXD-A700E (X09-6012-72)

DESTINATION	UNIT No.	①	②	③	④	WH11	WH13-15	E6	E7-9	EN12,20	EN31,32	IC10	D10,11,13,15	D12,14,15	F3	R13,14	R15,16	R28,97,98,133,332	R93	R133,134,270	R145	R527,528	C6,7	C7	C45,46	C57,58	C73,74,159,160	W3-5,289		
GENERAL MARKET	M3																													
EUROPE	E3	2-72	YES	NO	NO	NO	YES	NO	YES	NO	NO	M38199MF-084FP	YES	NO	NO	100	100K	NO	1K	YES	56K	560	0.22	0.056	1000P	YES	YES	YES	YES	

RXD-A700W (X09-6013-82)

DESTINATION	UNIT No.	①	②	③	④	WH11	WH13-15	E6	E7-9	EN12,20	EN31,32	IC10	D10,11,13,15	D12,14,15	F3	R13,14	R15,16	R28,97,98,133,332	R93	R133,134,270	R145	R527,528	C6,7	C7	C45,46	C73,74,159,160	W3-5,289			
GENERAL MARKET	M2																													
RUSSIA	Q2	3-82	YES	NO	YES	NO	YES	NO	YES	NO	NO	M38199MF-084FP	YES	NO	NO	100	100K	NO	1K	YES	56K	560	1000P	0.22	0.056	YES	NO	YES		

RXD-A900 (X09-6010-11)

DESTINATION	UNIT No.	①	②	③	④	WH11	WH13-15	E6	E7-9	EN12,20	EN31,32	IC10	D10,11,13,15	D12,14,15	F3	R13,14,93	R15,16	R28,133,134,270	R97,98	R145	R331,332	C6,7	C7	C45,46	C57,58	C73,74,159,160	W3-5,289		
GENERAL MARKET	M1																												
U.S.A.	K1	0-11	NO	YES	NO	YES	NO	YES	NO	YES	NO	M38199MF-084FP	NO	YES	YES	10K	100K	YES	NO	56K	NO	10u50	0.1	3300P	NO	YES	NO	NO	
CANADA	F1																												

RXD-951 (X09-601X-XX)

DESTINATION	UNIT No.	①	②	③	④	WH11	WH13-15	E6	E7-9	EN12,20	EN31,32	IC10	D10	D11,13,15	D12	D14,15	F3	R13,14,93,304	R15,16	R28,97,98,133,332	R145	R331,332	C6,7	C7	C45,46	C57,58	C73,74,159,160	W3-5,289	
GENERAL MARKET	M1																												
MALAYSIA	11	0-23	NO	YES	NO	NO	YES	NO	YES	NO	YES	NO	NO	YES	NO	10K	100K	YES	56K	NO	10u50	0.1	3300P	NO	YES	NO	YES		
GENERAL MARKET	M5																												
AUSTRALIA	X1	0-71	NO	YES	NO	NO	YES	NO	YES	NO	NO	M38199MF-084FP	NO	NO	NO	10K	100K	YES	56K	NO	10u50	0.1	3300P	NO	YES	NO	YES		
EUROPE	E1	2-71	YES	NO	NO	NO	YES	NO	YES	NO	NO	M38199MF-084FP	YES	NO	NO	10K	100K	YES	56K	NO	10u50	0.1	3300P	NO	YES	NO	YES		

RXD-951E (X09-6012-71)

DESTINATION	UNIT No.	①	②	③	④	WH11	WH13-15	E6	E7-9	EN12,20	EN31,32	IC10	D10,11,13,15	D12,14,15	F3	R13,14,93,304	R15,16	R28,97,98,133,332	R145	R331,332	C6,7	C7	C45,46	C57,58	C73,74,159,160	W3-5,289			
GENERAL MARKET	M2																												
EUROPE	E2	2-71	YES	NO	NO	NO	YES	NO	YES	NO	NO	M38199MF-084FP	YES	NO	NO	10K	100K	YES	56K	NO	10u50	0.1	3300P	NO	YES	NO	YES		

RXD-951W (X09-6013-81)

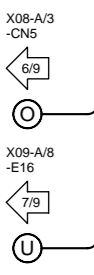
DESTINATION	UNIT No.	①	②	③	④	WH11	WH13-15	E6	E7-9	EN12,20	EN31,32	IC10	D10,11,13,15	D12,14,15	F3	R13,14,93,304	R15,16	R28,97,98,133,332	R145	R331,332	C6,7	C7	C45,46	C57,58	C73,74,159,160	W3-5,289			
GENERAL MARKET	M2																												
RUSSIA	Q1	3-81	YES	NO	YES	NO	YES	NO	YES	NO	NO	M38199MF-084FP	YES	NO	NO	10K	100K	YES	56K	NO	10u50	0.1	3300P	YES	NO	YES			

**CAUTION:** For continued safety, replace safety critical components only with manufacturer's recommended parts (refer to parts list).  $\Delta$  indicates safety critical components. For continued protection against risk of fire, replace only with same type and rating fuse(s). To reduce the risk of electric shock, leakage-current or resistance measurements shall be carried out (exposed parts are acceptably insulated from the supply circuit) before the appliance is returned to the customer.

The DC voltage is an actual reading measured with a high impedance type voltmeter. The measurement value may vary depending on the measuring instruments used or on the product. Refer to the voltage during PLAY unless otherwise specified; The value shown in ( ) is the voltage measured at the moment of STOP.



RXD-951/A700/A900/V616/V818/V919



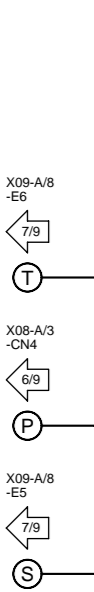
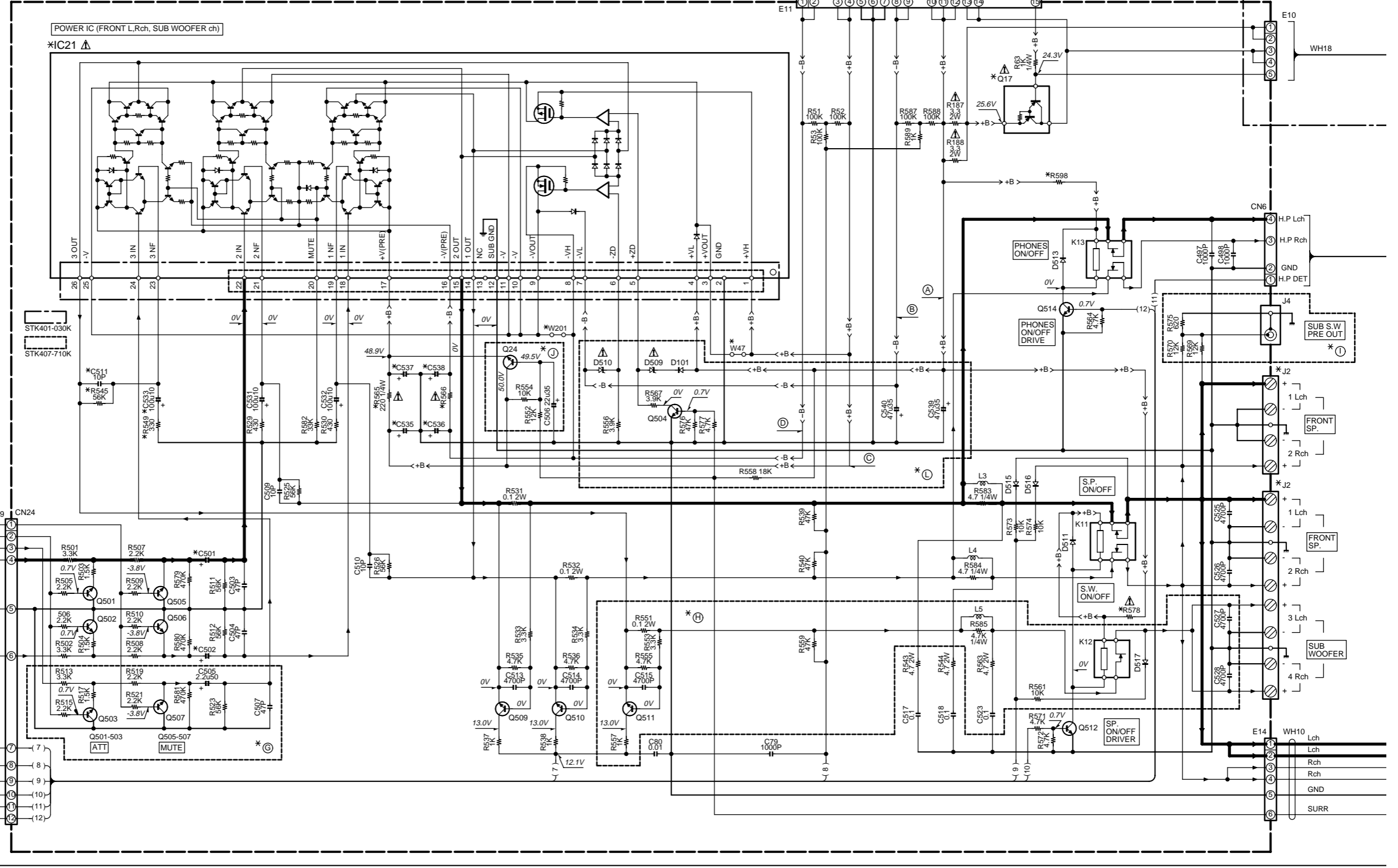
IC21	1	2	3	4	5	6	7	8	9-11	12-15	16	17	18,19	20	21,22	23,24	25	26
SKT401-030K	58.0V	0V	26.1V	26.6V	18.0V	-19.1V	-27.2V	-58.3V	-26.6V	0V	-54.0V	54.2V	0V	-52.6V	0V	0V	-26.6V	0V
SKT407-710K	50.0V	0V	50.0V	0V	0V	0V	0V	-50.3V	-50.3V	0V	-49.0V	49.0V	0V	-47.7V	0V	N/C	N/C	N/C

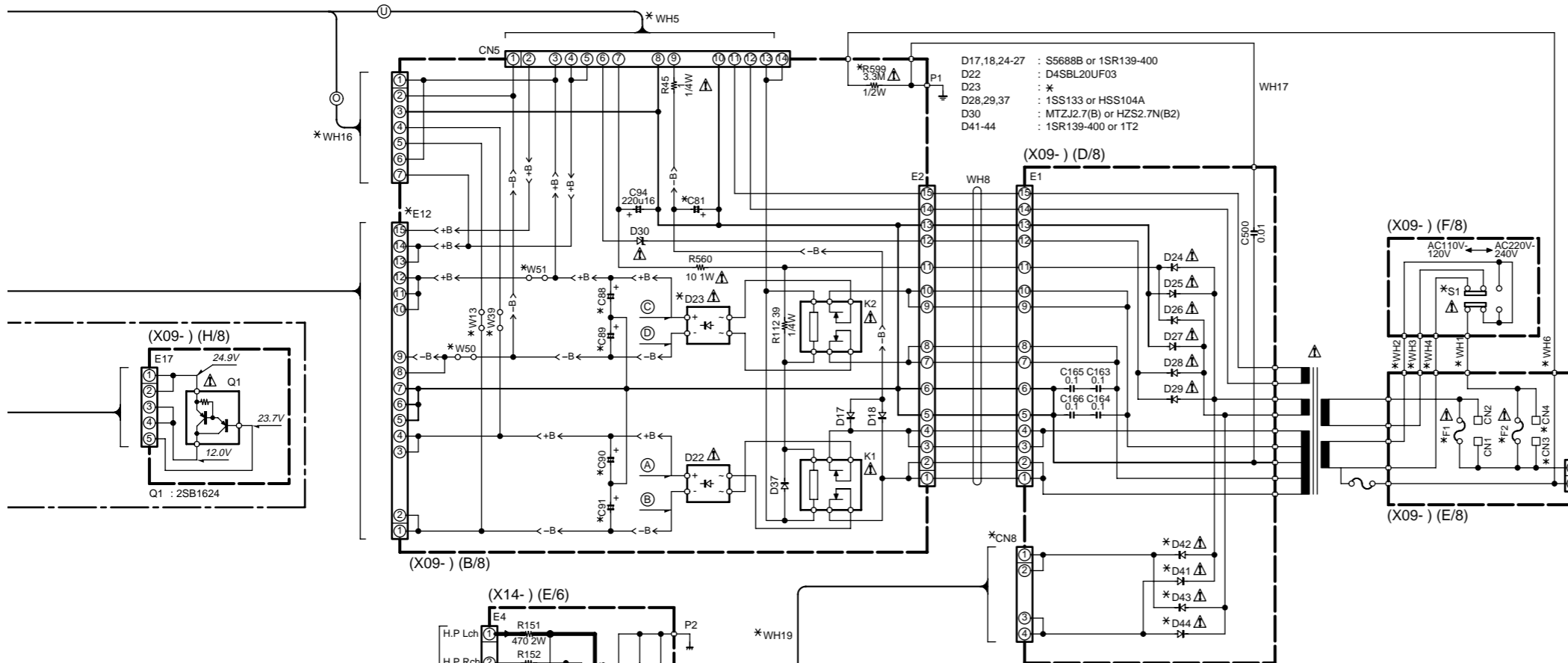
D22,23	A	B	C	D
RXD-A700	45.9V	-46.0V	26.9V	-27.6V
RXD-V616	57.3V	-57.4V	25.9V	-26.3V
OTHER	57.3V	-57.6V	26.4V	-27.0V

RXD-V616 (X09-60XX-XX)												
DESTINATION	COUNTRY	ABB	UNIT No.	①	②	③	④	⑤	IC21	J2	Q17	R545, 549, 565
GENERAL MARKET	M4		10-22	YES	NO				STK407-710K	4P	NO	NO
MALAYSIA	I4											100 1/4W
SHANGHAI	V4		32-12									47 2W

RXD-V818 (X09-60XX-XX)												
DESTINATION	COUNTRY	ABB	UNIT No.	①	②	③	④	⑤	IC21	J2	Q17	R545, 549, 565
GENERAL MARKET	M3		10-21	NO	YES				STK401-030K	8P	YES	YES
MALAYSIA	I3											200 1/4W
SHANGHAI	V3		32-11									100 2W

(X09-601X-XX) (C/8) : RXD-V616(M4,I4)/V818(M3,I3)  
 (X09-603X-XX) (C/8) : RXD-V616(V4)/V818(V3)

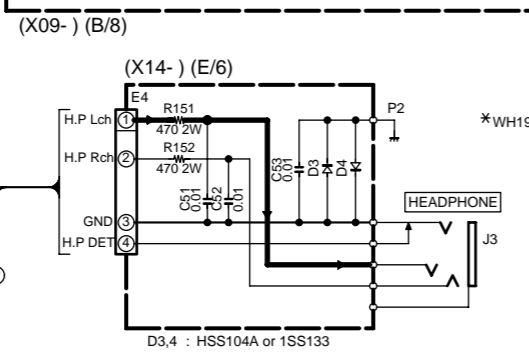
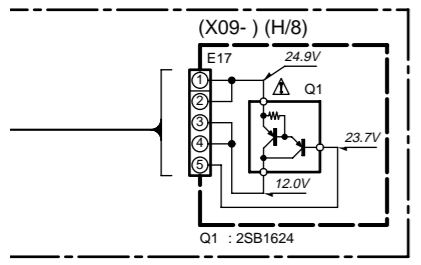




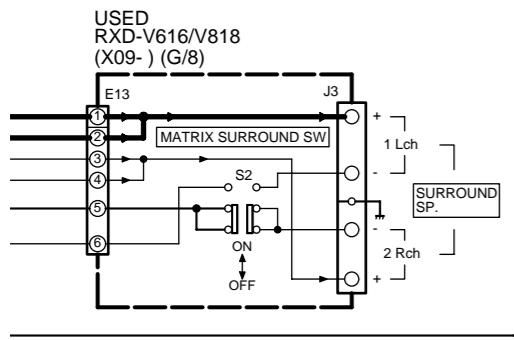
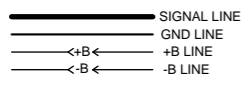
**CAUTION:** For continued safety, replace safety critical components only with manufacturer's recommended parts (refer to parts list).  $\Delta$  indicates safety critical components. For continued protection against risk of fire, replace only with same type and rating fuse(s). To reduce the risk of electric shock, leakage-current or resistance measurements shall be carried out (exposed parts are acceptably insulated from the supply circuit) before the appliance is returned to the customer.

The DC voltage is an actual reading measured with a high impedance type voltmeter. The measurement value may vary depending on the measuring instruments used or on the product. Refer to the voltage during PLAY unless otherwise specified; The value shown in ( ) is the voltage measured at the moment of STOP.

- (J) : AC100V 50/60Hz
- (K,P) : AC120V 60Hz
- (Y,M) : AC110-120V/220-240V-50/60Hz
- (Q) : AC220V-50Hz
- (X) : AC240V-50Hz
- (T,E,E2) : AC230V-50Hz



- IC21 : \*
- Q17 : 2SB1624
- Q24 : 2SD2525 or 2SD2137(Q,P)
- Q501-503,505-507 : 2SC2878(B)
- Q509-511 : 2SC1845(F,E)
- Q504,512,514 : 2SC1740S(Q,R) or KTC3199(Y,GR) or 2SC2785(F,E)
- D101,511,513 : 1SS133 or HSS104A
- D509,510,515-517 : MTZJ8.2(B) or HZS8.2N(B2)



RXD-V616 (X09-60XX-XX)

DESTINATION	COUNTRY	ABB.	UNIT No.	WH1-4	WH5	WH6, 16	WH19	E12	CN3,4	CN8	S1	D23	D41-44	F1	F2	R599	C81	C88, 89	C90, 91	W13, 39	W50, 51
GENERAL MARKET	M4		10-22	YES	14P L=390MM	NO	YES	YES	YES	YES	YES	D4SBL20UF03	YES	250V T 2AL	250V T 2AL	NO	100u63	2200u35	4700u63	NO	YES
MALAYSIA	I4		32-12	NO					NO					250V T 2A	NO						
SHANGHAI	V4		32-12	NO										250V T 2A	NO						

RXD-V818 (X09-60XX-XX)

DESTINATION	COUNTRY	ABB.	UNIT No.	WH1-4	WH5	WH6, 16	WH19	E12	CN3,4	CN8	S1	D23	D41-44	F1	F2	R599	C81	C88, 89	C90, 91	W13, 39	W50, 51
GENERAL MARKET	M3		10-21	YES	14P L=390MM	NO	YES	YES	YES	YES	YES	D4SBL20UF03	YES	250V T 3.15AL	250V T 3.15AL	NO	100u100	4700u35	4700u75	NO	YES
MALAYSIA	I3		32-11	NO					NO					250V T 3.15A	NO						
SHANGHAI	V3		32-11	NO										250V T 3.15A	NO						

RXD-V919 (X09-60XX-XX)

DESTINATION	COUNTRY	ABB.	UNIT No.	WH1-4	WH5	WH6	WH16, 19	E12	CN3,4	CN8	S1	D23	D41-44	F1	F2	R599	C81	C88, 89	C90, 91	W13, 39	W50, 51
GENERAL MARKET	M2		10-20	YES	14P L=580MM	NO	YES	NO	YES	YES	YES	RBV-602LFA	YES	250V T 4AL	250V T 4AL	NO	100u100	4700u35	4700u75	YES	NO
MALAYSIA	I2		32-10	NO										250V T 4A	NO						
SHANGHAI	V2		32-10	NO										250V T 4A	NO						

RXD-A700 (X09-601X-XX)

DESTINATION	COUNTRY	ABB.	UNIT No.	WH1-4	WH5	WH6	WH16	E12	CN3, 4, 8	S1	D23	D41-44	F1	F2	R599	C81	C88, 89	C90, 91	W13, 39	W50, 51	
U.S.A.	K2		0-12	NO	14P L=580MM	YES	YES	NO	NO	NO	NO	RBV-602LFA	NO	125V 6.3A	NO	YES	100u63	2200u35	4700u63	YES	NO
CANADA	P2													250V T 3.15AL	NO						
AUSTRALIA	X2		0-72											250V T 3.15AL	NO						

RXD-A700E (X09-6012-72)

DESTINATION	COUNTRY	ABB.	UNIT No.	WH1-4	WH5	WH16	E12	CN3, 4, 8	S1	D23	D41-44	F1	F2	R599	C81	C88, 89	C90, 91	W13, 39	W50, 51	
EUROPE	E3		2-72	NO	14P L=580MM	YES	NO	NO	NO	NO	RBV-602LFA	NO	250V T 3.15AL	NO	NO	100u63	2200u35	4700u63	YES	NO

RXD-A700W (X09-6013-82)

DESTINATION	COUNTRY	ABB.	UNIT No.	WH1-4	WH5	WH16	E12	CN3, 4, 8	S1	D23	D41-44	F1	F2	R599	C81	C88, 89	C90, 91	W13, 39	W50, 51	
RUSSIA	Q2		3-82	NO	14P L=580MM	YES	NO	NO	NO	NO	RBV-602LFA	NO	250V T 3.15AL	NO	NO	100u63	2200u35	4700u63	YES	NO

RXD-A900 (X09-601X-XX)

DESTINATION	COUNTRY	ABB.	UNIT No.	WH1-4	WH5	WH6, 16	E12	CN3, 4, 8	S1	D23	D41-44	F1	F2	R599	C81	C88, 89	C90, 91	W13, 39	W50, 51	
U.S.A.	K1		0-11	NO	14P L=580MM	YES	NO	NO	NO	NO	RBV-602LFA	NO	125V 10A	NO	YES	100u100	4700u35	4700u75	YES	NO
CANADA	P1													250V T 10A	NO					

RXD-951 (X09-601X-XX)

DESTINATION	COUNTRY	ABB.	UNIT No.	WH1-4	WH5	WH6, 16	WH16	E12	CN3, 4	CN8	S1	D23	D41-44	F1	F2	R599	C81	C88, 89	C90, 91	W13, 39	W50, 51
GENERAL MARKET	M1		0-23	YES	14P L=580MM	NO	YES	NO	NO	NO	NO	RBV-602LFA	NO	250V T 4AL	250V T 4AL	NO	100u100	4700u35	4700u75	YES	NO
MALAYSIA	I1													250V T 4AL	NO						
PX	Y1													250V T 4AL	NO						
GENERAL MARKET	M5		0-71	NO										250V T 4AL	NO						
AUSTRALIA	X1		2-71	NO										250V T 4AL	NO						
EUROPE	E1		2-71	NO										250V T 4AL	NO						

RXD-951E (X09-601X-XX)

DESTINATION	COUNTRY	ABB.	UNIT No.	WH1-4	WH5	WH16	E12	CN3, 4, 8	S1	D23	D41-44	F1	F2	R599	C81	C88, 89	C90, 91	W13, 39	W50, 51	
EUROPE	E2		2-71	NO	14P L=580MM	YES	NO	NO	NO	NO	RBV-602LFA	NO	250V T 4AL	NO	NO	100u100	4700u35	4700u75	YES	NO

RXD-951W (X09-601X-XX)

DESTINATION	COUNTRY	ABB.	UNIT No.	WH1-4	WH5	WH16	E12	CN3, 4, 8	S1	D23	D41-44	F1	F2	R599	C81	C88, 89	C90, 91	W13, 39	W50, 51	
RUSSIA	Q1		3-81	NO	14P L=580MM	YES	NO	NO	NO	NO	RBV-602LFA	NO	250V T 4AL	NO	NO	100u100	4700u35	4700u75	YES	NO

RXD-A700/A900 (8/9)  
 RXD-951/9541E/951W (8/9)  
 RXD-V616/V818/V919 (8/9)

RXD-951/A700/A900/V616/V818/V919

RXD-V616 (X14-48XX-XX)

DESTINATION	COUNTRY	ABB	UNIT No.	(A)	(B)	(E)	(D)	R32,33 254-258	D6,7 33-37	D20,21 31-32	D30	S12	W2,34
GENERAL MARKET	M4		10-22	YES	NO	NO	NO	NO	NO	B30-2508-05 (AMB)	B30-2535-05 (ORG)	NO	YES
MALAYSIA	I4		52-12										
SHANGHAI	V4		52-12										

RXD-V919 (X14-48XX-XX)

DESTINATION	COUNTRY	ABB	UNIT No.	(A)	(B)	(E)	(D)	R32,33 254-258	D6,7	D20,21 31,32	D30	S12	W2,34
GENERAL MARKET	M2		10-24	YES	NO	YES	NO	NO	B30-2430-05 (RED)	B30-2508-05 (AMB)	B30-2535-05 (ORG)	YES	NO
MALAYSIA	I2		52-10										
SHANGHAI	V2		52-10										

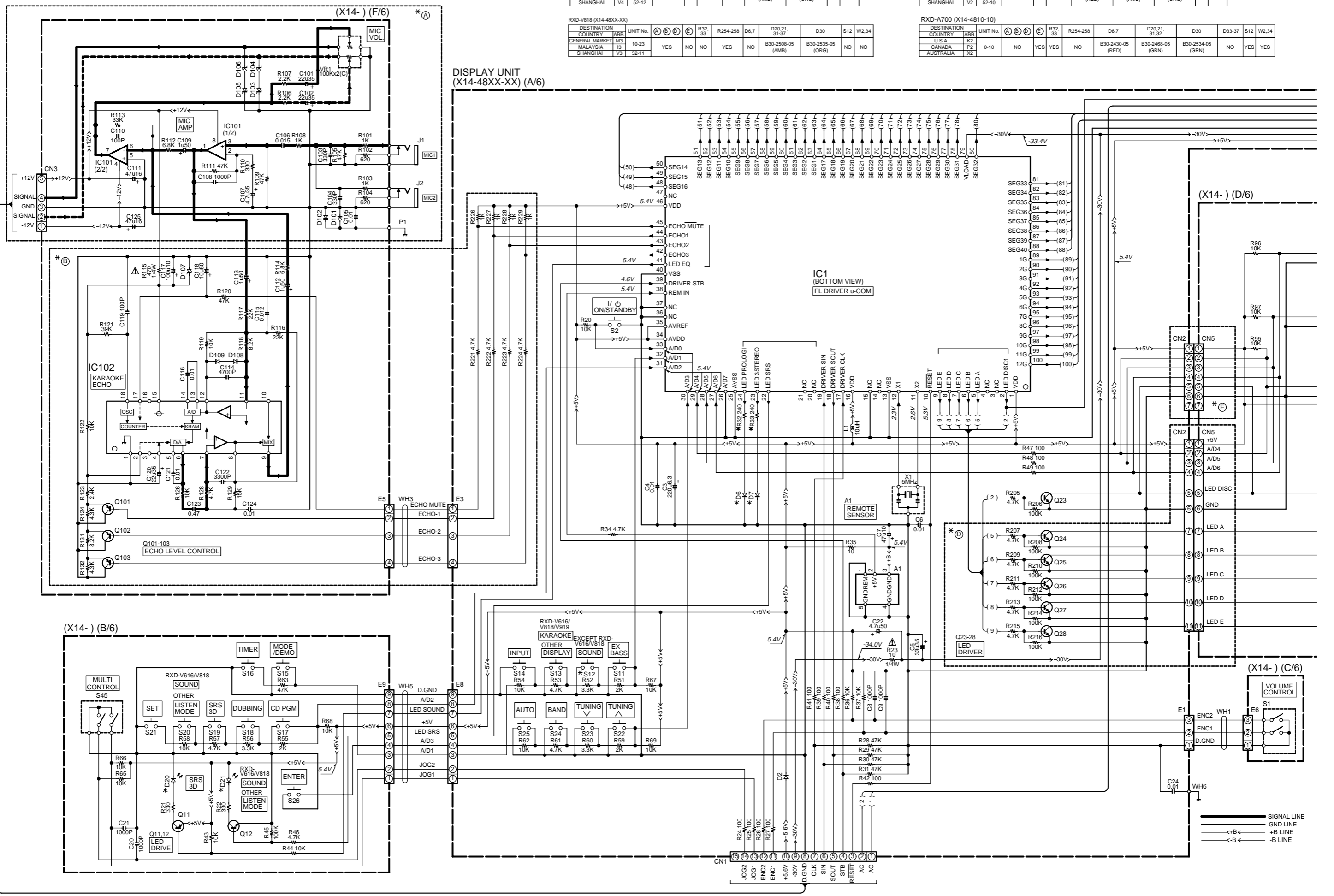
RXD-V818 (X14-48XX-XX)

DESTINATION	COUNTRY	ABB	UNIT No.	(A)	(B)	(E)	(D)	R32,33 254-258	D6,7	D20,21 31-32	D30	S12	W2,34
GENERAL MARKET	M3		10-23	YES	NO	NO	YES	NO	NO	B30-2508-05 (AMB)	B30-2535-05 (ORG)	NO	NO
MALAYSIA	I3		52-11										
SHANGHAI	V3		52-11										

RXD-A700 (X14-4810-10)

DESTINATION	COUNTRY	ABB	UNIT No.	(A)	(B)	(E)	(D)	R32,33 254-258	D6,7	D20,21 31,32	D30	D33-37	S12	W2,34
U.S.A.	K2		0-10	NO	YES	YES	NO	NO	B30-2430-05 (RED)	B30-2468-05 (GRN)	B30-2534-05 (GRN)	NO	YES	YES
CANADA	P2													
AUSTRALIA	X2													

DISPLAY UNIT (X14-48XX-XX) (A/6)



RXD-A700E (X14-4810-10)		DESTINATION	UNIT No.	Ⓐ	Ⓑ	Ⓒ	Ⓓ	R32.33	R254-258	D6,7	D20.21	D30	D33-37	S12	W2,34
COUNTRY	ABB.														
EUROPE	E3	0-10	NO	YES	YES	NO	NO	B30-2430-05 (RED)	B30-2468-05 (GRN)	B30-2534-05 (GRN)	NO	YES	YES		

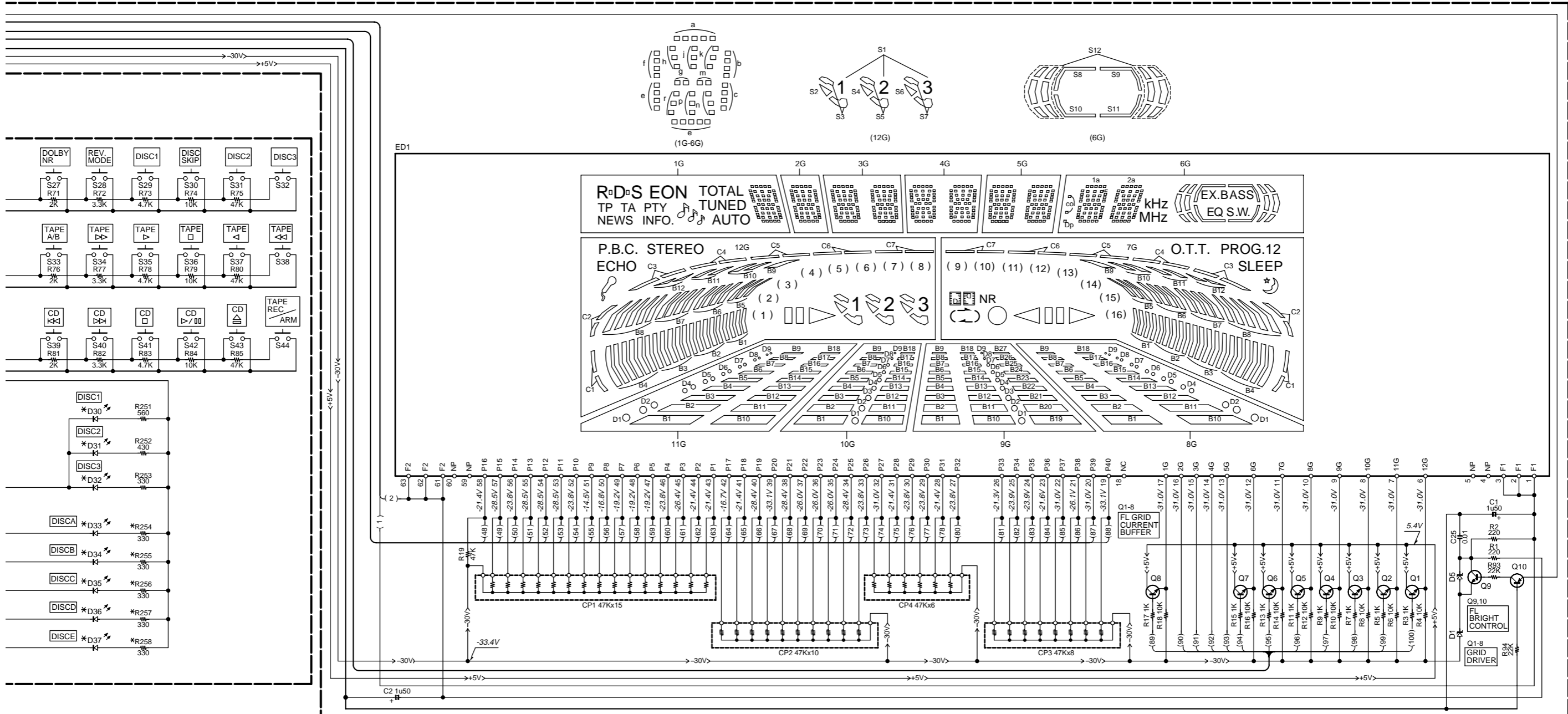
RXD-A700W (X14-4810-10)		DESTINATION	UNIT No.	Ⓐ	Ⓑ	Ⓒ	Ⓓ	R32.33	R254-258	D6,7	D20.21	D30	D33-37	S12	W2,34
COUNTRY	ABB.														
RUSSIA	Q2	0-10	NO	YES	YES	NO	NO	B30-2430-05 (RED)	B30-2468-05 (GRN)	B30-2534-05 (GRN)	NO	YES	YES		

RXD-A900 (X14-4812-71)		DESTINATION	UNIT No.	Ⓐ	Ⓑ	Ⓒ	Ⓓ	R32.33	R254-258	D6,7	D20.21	D30	S12	W2,34
COUNTRY	ABB.													
U.S.A.	K1	2-71	NO	YES	YES	NO	NO	B30-2430-05 (RED)	B30-2468-05 (GRN)	B30-2534-05 (GRN)	YES	NO		
CANADA	P1	2-71	NO	YES	YES	NO	NO	B30-2430-05 (RED)	B30-2468-05 (GRN)	B30-2534-05 (GRN)	YES	NO		

RXD-951E (X14-4812-71)		DESTINATION	UNIT No.	Ⓐ	Ⓑ	Ⓒ	Ⓓ	R32.33	R254-258	D6,7	D20.21	D30	S12	W2,34
COUNTRY	ABB.													
EUROPE	E2	2-71	NO	YES	YES	NO	NO	B30-2430-05 (RED)	B30-2468-05 (GRN)	B30-2534-05 (GRN)	YES	NO		

RXD-951W (X14-4812-71)		DESTINATION	UNIT No.	Ⓐ	Ⓑ	Ⓒ	Ⓓ	R32.33	R254-258	D6,7	D20.21	D30	S12	W2,34
COUNTRY	ABB.													
RUSSIA	Q1	2-71	NO	YES	YES	NO	NO	B30-2430-05 (RED)	B30-2468-05 (GRN)	B30-2534-05 (GRN)	YES	NO		

RXD-951 (X14-481X-XX)		DESTINATION	UNIT No.	Ⓐ	Ⓑ	Ⓒ	Ⓓ	R32.33	R254-258	D6,7	D20.21	D30	S12	W2,34
COUNTRY	ABB.													
GENERAL MARKET	M1	0-21	YES	NO	YES	YES	NO	B30-2430-05 (RED)	B30-2508-05 (AMB)	B30-2535-05 (ORG)	YES	NO		
GENERAL MARKET	M5													
MALAYSIA	I1													
FX	Y1													
AUSTRALIA	X1													
EUROPE	E1	2-71	NO	YES	YES	NO	NO	B30-2430-05 (RED)	B30-2468-05 (GRN)	B30-2534-05 (GRN)	YES	NO		



IC1	: uPD780204-038	D1,5	: HZS6.8N(B) or MTZJ6.8
IC101	: NJM4565D-D	D2	: S5688B
IC102	: BU9253AS	D3,4,101,102	: HSS104A or 1SS133
Q1-8,12,23-28	: KTC3199(Y,GR) or 2SC1740S(Q,R)	D6,7,20,21,30-37	: *
Q9	: 2SC2003(L,K)	D103-106	: HZS5.6N(B) or MTZJ5.6
Q10,11,101-103	: KTA1267(Y,GR) or 2SA933AS(Q,R)	D107	: HZS4.7N(B) or MTZJ4.7
ED1	: BJ594GK	D108,109	: HZS2.0N(B2) or MTZJ2.0(B)

	1G	2G	3G	4G	5G	6G	7G	8G	9G	10G	11G	12G
P1	a	a	1a	1a	1a	1a	B1	B1	B1	B1	B1	B1
P2	h	h	1h	1h	1h	1h	B2	B2	B2	B2	B2	B2
P3	i	i	1i	1i	1i	1i	B3	B3	B3	B3	B3	B3
P4	k	k	1k	1k	1k	1k	B4	B4	B4	B4	B4	B4
P5	b	b	1b	1b	1b	1b	B5	B5	B5	B5	B5	B5
P6	f	f	1f	1f	1f	1f	B6	B6	B6	B6	B6	B6
P7	m	m	1m	1m	1m	1m	B7	B7	B7	B7	B7	B7
P8	g	g	1g	1g	1g	1g	B8	B8	B8	B8	B8	B8
P9	c	c	1c	1c	1c	1c	B9	B9	B9	B9	B9	B9
P10	e	e	1e	1e	1e	1e	B10	B10	B10	B10	B10	B10
P11	r	r	1r	1r	1r	1r	B11	B11	B11	B11	B11	B11
P12	p	p	1p	1p	1p	1p	B12	B12	B12	B12	B12	B12
P13	n	n	1n	1n	1n	1n	C1	B13	B13	B13	C1	
P14	d	d	1d	1d	1d	1d	C2	B14	B14	B14	C2	
P15	R-D-S	-	-	-	-	col	C3	B15	B15	B15	C3	
P16	EON	-	-	-	-	Dp	C4	B16	B16	B16	C4	
P17	TP	-	2a	2a	2a	2a	C5	B17	B17	B17	C5	
P18	TA	-	2h	2h	2h	2h	C6	B18	B18	B18	C6	
P19	PTY	-	2j	2j	2j	2j	C7	B19	-	-	C7	
P20	NEWS	-	2k	2k	2k	2k	(9)	B20	-	-	(1)	
P21	INFO.	-	2b	2b	2b	2b	(10)	B21	-	-	(2)	
P22	TOTAL	-	2f	2f	2f	2f	(11)	B22	-	-	(3)	
P23	TUNED	-	2m	2m	2m	2m	(12)	B23	-	-	(4)	

	1G	2G	3G	4G	5G	6G	7G	8G	9G	10G	11G	12G
P24	AUTO	-	2g	2g	2g	2g	(13)	-	B24	-	-	(5)
P25	⤴(UPPER)	-	2c	2c	2c	2c	(14)	-	B25	-	-	(6)
P26	⤵(MIDDLE)	-	2e	2e	2e	2e	(15)	-	B26	-	-	(7)
P27	⤴(LOWER)	-	2r	2r	2r	2r	(16)	-	B27	-	-	(8)
P28	-	-	2p	2p	2p	2p	O.T.T.	D1	D1	D1	D1	S1
P29	-	-	2n	2n	2n	2n	PROG.	D2	D2	D2	D2	S2
P30	-	-	2d	2d	2d	2d	1	-	D3	D3	-	S3
P31	-	-	-	-	-	-	MHz	2	D4	D4	D4	S4
P32	-	-	-	-	-	-	kHz	SLEEP	D5	D5	D5	S5
P33	-	-	-	-	-	-	S8	NR	D6	D6	D6	S6
P34	-	-	-	-	-	-	S9	⊙	D7	D7	D7	S7
P35	-	-	-	-	-	-	S10	⊠	D8	D8	D8	S8
P36	-	-	-	-	-	-	S11	⊡	D9	D9	D9	S9
P37	-	-	-	-	-	-	S12	⊢	-	-	-	P.B.C.
P38	-	-	-	-	-	-	EX.BASS	⊣	-	-	-	STEREO
P39	-	-	-	-	-	-	EQ	⊤	-	-	-	ECHO
P40	-	-	-	-	-	-	SW	⊥	-	-	-	Ⓜ(MIC)

RXD-A700/A900 (9/9)  
 RXD-951/951E/951W (9/9)  
 RXD-V616/V818/V919 (9/9)

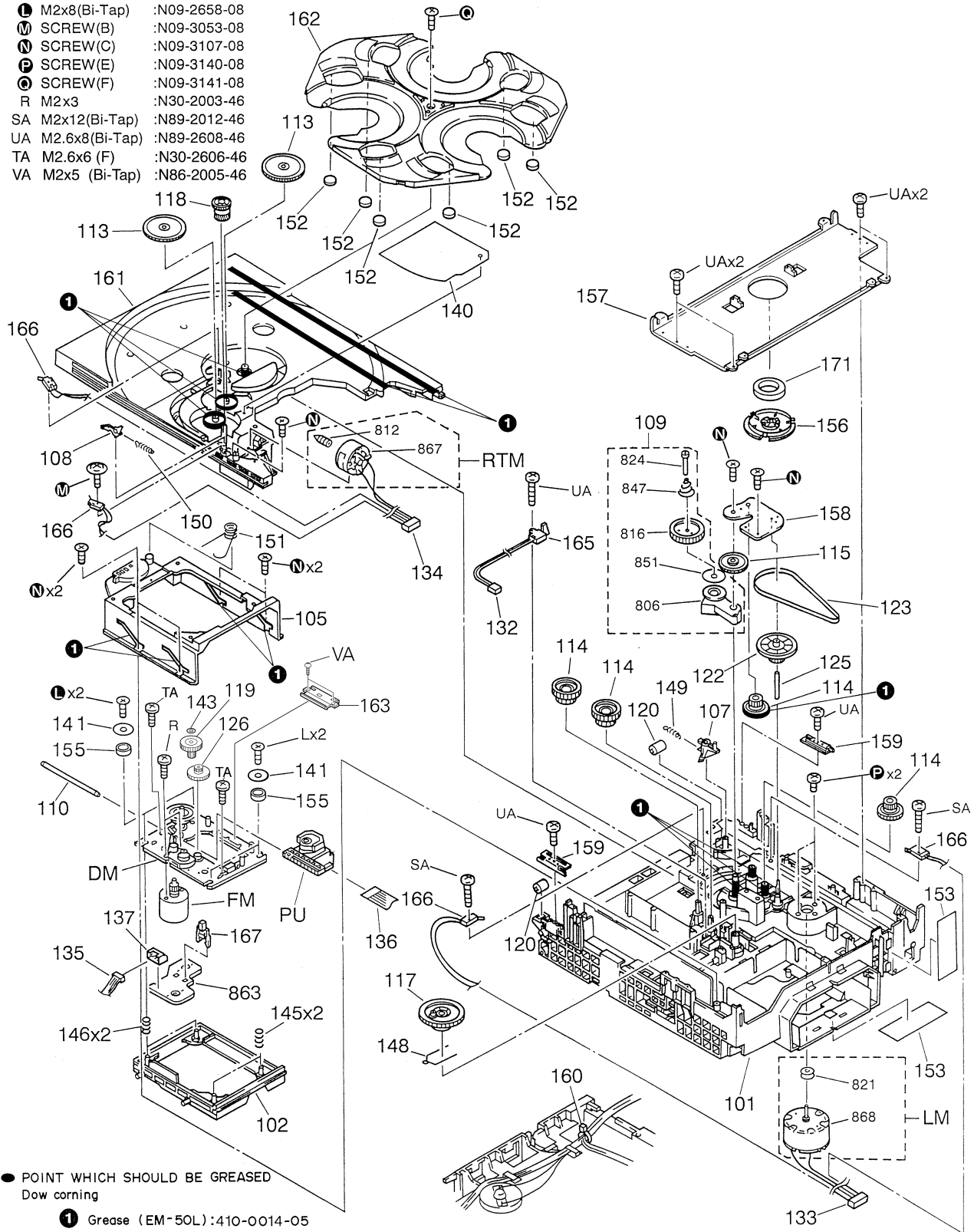
The DC voltage is an actual reading measured with a high impedance type voltmeter. The measurement value may vary depending on the measuring instruments used or on the product. Refer to the voltage during PLAY unless otherwise specified; The value shown in ( ) is the voltage measured at the moment of STOP.

**CAUTION:** For continued safety, replace safety critical components only with manufacturer's recommended parts (refer to parts list). Δ indicates safety critical components. For continued protection against risk of fire, replace only with same type and rating fuse(s). To reduce the risk of electric shock, leakage-current or resistance measurements shall be carried out (exposed parts are acceptably insulated from the supply circuit) before the appliance is returned to the customer.

RXD-951/A700/A900/V616/V818/V919

## EXPLODED VIEW (CD MECHANISM)

- L** M2x8(Bi-Tap) :N09-2658-08
- M** SCREW(B) :N09-3053-08
- N** SCREW(C) :N09-3107-08
- P** SCREW(E) :N09-3140-08
- R** SCREW(F) :N09-3141-08
- R** M2x3 :N30-2003-46
- SA** M2x12(Bi-Tap) :N89-2012-46
- UA** M2.6x8(Bi-Tap) :N89-2608-46
- TA** M2.6x6 (F) :N30-2606-46
- VA** M2x5 (Bi-Tap) :N86-2005-46

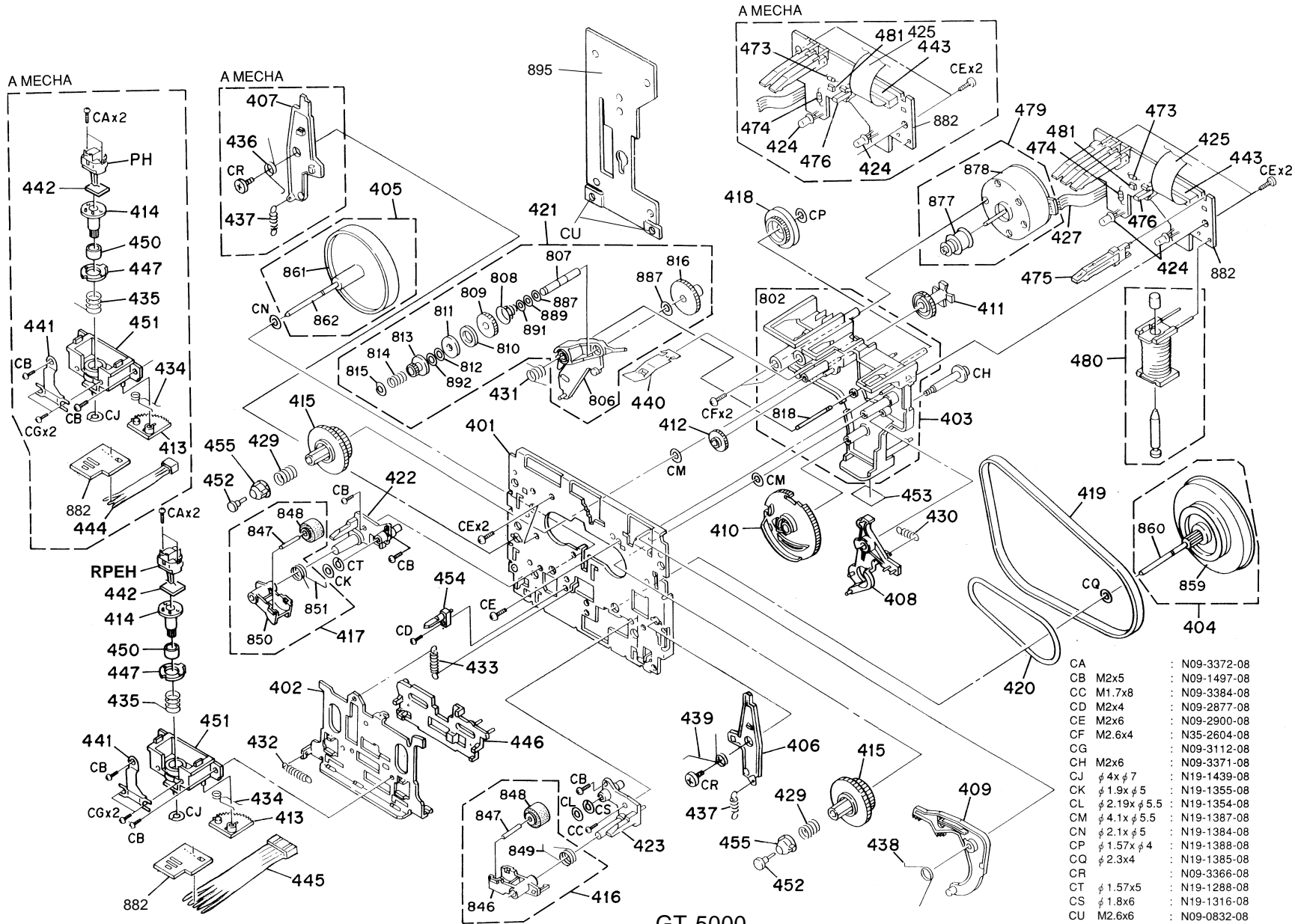


- POINT WHICH SHOULD BE GREASED  
Dow corning
- 1** Grease (EM-50L):410-0014-05

CDM-27

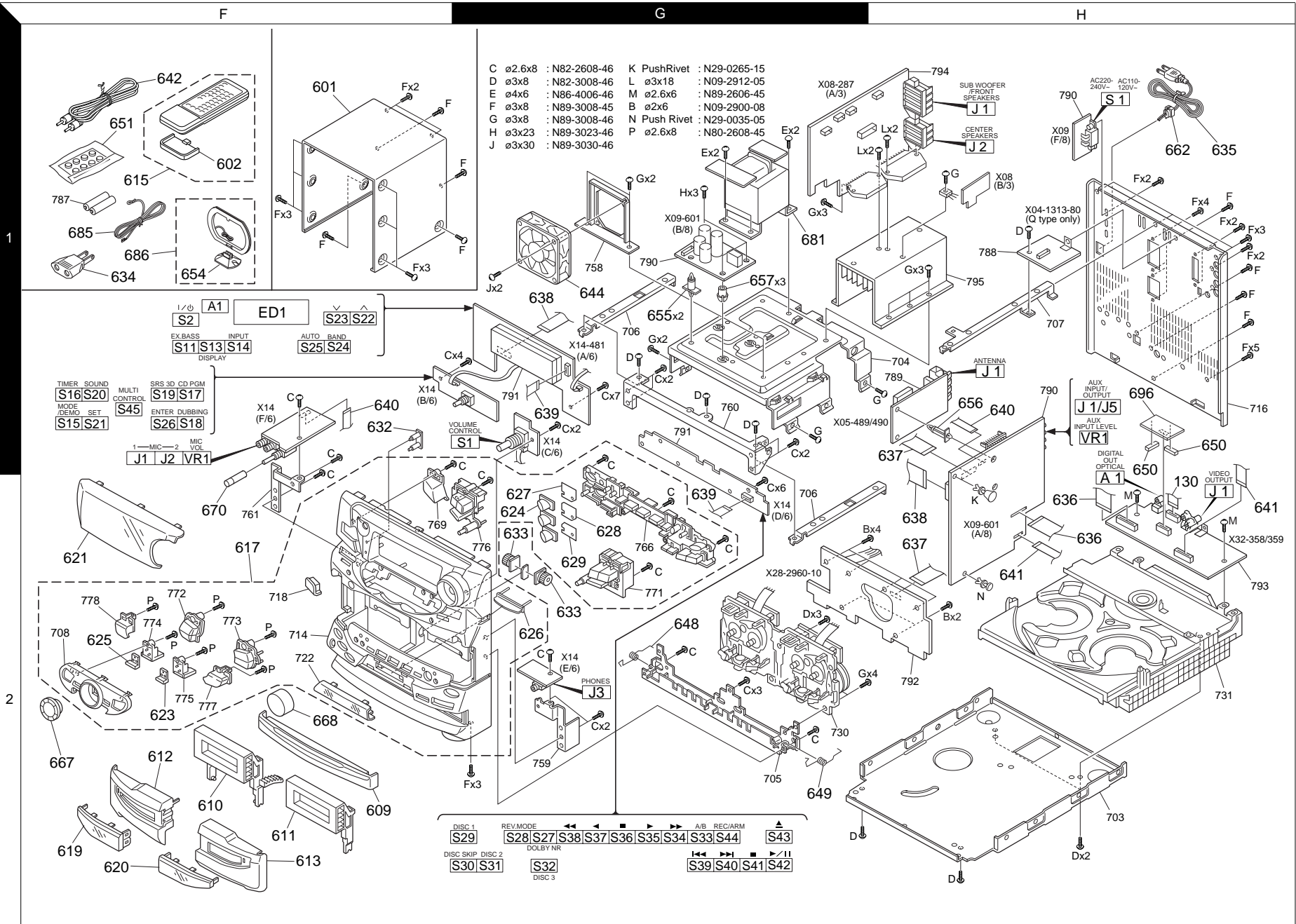
Parts with exploded numbers larger than 700 are not supplied.

EXPLODED VIEW (CASSETTE MECHANISM)





Parts with exploded numbers larger than 700 are not supplied.



EXPLODED VIEW (UNIT)

RXD-951/A700/A900/V616/V818/V919

\* New Parts  
Parts without **Parts No.** are not supplied.  
Les articles non mentionnés dans le **Parts No.** ne sont pas fournis.  
Teile ohne **Parts No.** werden nicht geliefert.

①

Ref. No	Add-ress	New Parts	Parts No.	Description	Desti-nation	Re-marks
<b>RXD-951/951E/951W/A900</b>						
601	1F	*	A01-3549-31	METALLIC CABINET		
602	1F	*	A09-1117-08	BATTERY COVER		
609	2F	*	A29-1019-02	PANEL CD		
610	2F	*	A53-2034-12	CASSETTE HOLDER(L)		
611	2F	*	A53-2035-12	CASSETTE HOLDER(R)		
612	2F	*	A53-2067-02	CASSETTE LID (L)		
613	2F	*	A53-2069-12	CASSETTE LID (R)		
615	1F	*	A70-1220-05	REMOTE CONTROL ASSY(RC-951)	K1P1Y1	
615	1F	*	A70-1220-05	REMOTE CONTROL ASSY(RC-951)	M111X1	
615	1F	*	A70-1220-05	REMOTE CONTROL ASSY(RC-951)	M5	
615	1F	*	A70-1221-05	REMOTE CONTROL ASSY(RC-951R)	E1E2Q1	
617	2F	*	A60-1468-01	PANEL ASSY	K1P1	
617	2F	*	A60-1470-01	PANEL ASSY	X1M5	
617	2F	*	A60-1470-01	PANEL ASSY	Y1M111	
617	2F	*	A60-1472-01	PANEL ASSY	E1E2Q1	
619	2F	*	B10-2446-13	FRONT GLASS (L)		
620	2F	*	B10-2447-13	FRONT GLASS (R)		
621	2F	*	B10-2498-02	FRONT GLASS	K1P1	
621	2F	*	B10-2499-02	FRONT GLASS	E1E2Q1	
621	2F	*	B10-2500-02	FRONT GLASS	X1M5	
621	2F	*	B10-2500-02	FRONT GLASS	Y1M111	
623	2F	*	B19-1586-04	LIGHTING BOARD		
624	2G	*	B19-1587-03	LIGHTING BOARD		
625	2F	*	B19-1589-04	LIGHTING BOARD		
626	2G	*	B19-1588-04	LIGHTING BOARD		
627	2G	*	B11-0374-04	SMOKED FILTER		
628	2G	*	B11-0378-04	SMOKED FILTER		
629	2G	*	B11-0379-04	SMOKED FILTER		
632	1F	*	B12-0347-04	INDICATOR		
-			B46-0096-53	WARRANTY CARD	X1	
-			B46-0310-03	WARRANTY CARD	E1E2Q1	
-			B46-0328-03	WARRANTY CARD	K1Y1	
-			B46-0336-03	WARRANTY CARD	P1	
-			B58-0513-04	CAUTION CARD (PRESET220-240)	Y1	
-			B58-0964-13	CAUTION CARD (UL)	K1Y1	
-		*	B58-0965-13	CAUTION CARD (T,XtypePL)	X1	
-		*	B58-0966-13	CAUTION CARD (ELMtypePL)	E2M5	
-		*	B58-0966-13	CAUTION CARD (ELMtypePL)	M111E1	
-		*	B58-0967-03	CAUTION CARD (PtypePL)	P1	
-		*	B58-1526-03	CAUTION CARD (P4,ORI,A4,1(Q))	Q1	
-		*	B58-1569-04	CAUTION CARD	Y1	
-		*	B59-1104-00	SERVICE DIRECTORY	Y1	
-		*	B60-3907-00	INSTRUCTION MANUAL(ENGLISH)	E2Q1M5	
-		*	B60-3907-00	INSTRUCTION MANUAL(ENGLISH)	K1P1Y1	
-		*	B60-3907-00	INSTRUCTION MANUAL(ENGLISH)	M111X1	
-		*	B60-3908-00	INSTRUCTION MANUAL(FRENCH)	P1	
-		*	B60-3909-00	INSTRUCTION MANUAL(SPANISH)	M1E1M5	
-		*	B60-3910-00	INSTRUCTION MANUAL(GERMAN)	E1	
-		*	B60-3911-00	INSTRUCTION MANUAL(ITALIAN)	E1	
-		*	B60-3912-00	INSTRUCTION MANUAL(DUTCH)	E1	
-		*	B60-3913-00	INSTRUCTION MANUAL(TAIWANESE)	M111M5	
-		*	B60-3914-00	INSTRUCTION MANUAL(PH)	E2	
-		*	B60-3915-00	INSTRUCTION MANUAL(HG)	E2	

L : Scandinavia K : USA P : Canada R : Mexico C : China I : Malaysia  
Y : PX(Far East, Hawaii) T : Europe E : Europe G : Germany V : China(Shanghai)  
Y : AAFES(Europe) X : Australia Q : Russia H : Korea M : Other Areas  $\Delta$  indicates safety critical components.

\* New Parts  
Parts without **Parts No.** are not supplied.  
Les articles non mentionnés dans le **Parts No.** ne sont pas fournis.  
Teile ohne **Parts No.** werden nicht geliefert.

②

Ref. No	Add-ress	New Parts	Parts No.	Description	Desti-nation	Re-marks
-		*	B60-3916-00	INSTRUCTION MANUAL(CZ)	E2	
-		*	B60-3917-00	INSTRUCTION MANUAL(R)	Q1	
-		*	B60-4054-00	INSTRUCTION MANUAL(FRENCH)	E1	
633	2F	*	D39-0334-15	DAMPER		
$\Delta$ 634	1F	*	E03-0115-05	AC PLUG ADAPTER	M111M5	
$\Delta$ 635	1H	*	E30-2592-15	AC POWER CORD	E2Q1M5	
$\Delta$ 635	1H	*	E30-2592-15	AC POWER CORD	M111E1	
$\Delta$ 635	1H	*	E30-2605-05	AC POWER CORD	Y1	
$\Delta$ 635	1H	*	E30-2650-05	AC POWER CORD	K1P1	
$\Delta$ 635	1H	*	E30-2717-05	AC POWER CORD	X1	
636	2H	*	E35-2136-05	FLAT CABLE (25P)		
637	1H, 2H	*	E35-2137-05	FLAT CABLE (17P)		
638	1G, 2H	*	E35-2138-15	FLAT CABLE (15P)		
639	1G, 2G	*	E35-2139-05	FLAT CABLE (11P)		
640	1F, 1H	*	E35-2194-05	FLAT CABLE (5P)	X1M5	
640	1F, 1H	*	E35-2194-05	FLAT CABLE (5P)	Y1M111	
644	1G, 2G	*	F09-0137-05	FAN		
648	2G	*	G01-4042-24	TORSION COIL SPRING(L)		
649	2G	*	G01-4043-24	TORSION COIL SPRING(R)		
651	1F	*	G11-2345-04	CUSHION (ACCESSORY)		
-		*	G10-0452-04	NON-WOVEN FABRIC		
-		*	G11-0155-14	SOFT TAPE (40X9X2)		
-		*	H13-0086-04	CARTON BOARD		
-		*	H10-7435-12	POLYSTYRENE FOAMED FIXTURE(L)		
-		*	H10-7436-12	POLYSTYRENE FOAMED FIXTURE(R)		
-		*	H25-0632-24	PROTECTION BAG		
-		*	H25-1536-04	PROTECTION BAG	E2Q1	
-		*	H25-1536-04	PROTECTION BAG	I1X1E1	
-		*	H25-1536-04	PROTECTION BAG	K1P1Y1	
-		*	H25-1611-04	PROTECTION BAG	M1M5	
-		*	H50-3012-04	ITEM CARTON CASE	K1P1	
-		*	H50-3013-04	ITEM CARTON CASE	Y1X1	
-		*	H50-3014-04	ITEM CARTON CASE	E1	
-		*	H50-3015-04	ITEM CARTON CASE	M111M5	
-		*	H50-3016-04	ITEM CARTON CASE	Q1	
-		*	H50-3072-04	ITEM CARTON CASE	E2	
654	1F	*	J19-3645-05	ANTENNA STAND		
655	1G	*	J19-3327-05	UNIT HOLDER		
656	1H	*	J19-3329-05	UNIT HOLDER		
657	1G	*	J19-3752-14	UNIT HOLDER		
$\Delta$ 662	1H	*	J42-0083-05	POWER CORD BUSHING		
-		*	J19-2808-05	HOLDER	M1M5	
-		*	J52-0039-05	PUSH LATCH		
-		*	J61-0307-05	WIRE BAND		
667	2F	*	K29-6925-04	KNOB(MULTI CONTROL)		
668	2F	*	K29-7343-04	KNOB(VOLUME CONTROL)		
670	2F	*	K29-7344-04	KNOB(MIC VOLUME)	X1M5	
670	2F	*	K29-7344-04	KNOB(MIC VOLUME)	Y1M111	
681	1G	*	L07-2536-05	POWER TRANSFORMER	K1P1	
681	1G	*	L07-2537-05	POWER TRANSFORMER	E1E2Q1	
681	1G	*	L07-2538-05	POWER TRANSFORMER	M5	
681	1G	*	L07-2538-05	POWER TRANSFORMER	Y1M111	

L : Scandinavia K : USA P : Canada R : Mexico C : China I : Malaysia  
Y : PX(Far East, Hawaii) T : Europe E : Europe G : Germany V : China(Shanghai)  
Y : AAFES(Europe) X : Australia Q : Russia H : Korea M : Other Areas  $\Delta$  indicates safety critical components.

\* New Parts

Parts without **Parts No.** are not supplied.  
Les articles non mentionnés dans le **Parts No.** ne sont pas fournis.  
Teile ohne **Parts No.** werden nicht geliefert.

3

Ref. No	Add-ress	New Parts	Parts No.	Description	Desti-nation	Re-marks
681	1G	*	L07-2539-05	POWER TRANSFORMER	X1	
685	1F		T90-0801-05	LEAD WIRE ANTENNA	K1P1Y1	
685	1F		T90-0801-05	LEAD WIRE ANTENNA	M111X1	
685	1F		T90-0801-05	LEAD WIRE ANTENNA	M5	
685	1F		T90-0836-05	LEAD WIRE ANTENNA	E1E2Q1	
686	1F		T90-0833-05	LOOP ANTENNA		
<b>RXD-A700/A700E/A700W/V616/V818/V919</b>						
601	1F	*	A01-3549-31	METALLIC CABINET		
602	2F	*	A09-1117-08	BATTERY COVER		
609	2F	*	A29-0896-22	PANEL(CD)	K2P2X2	
609	2F	*	A29-0896-22	PANEL(CD)	Q2E3	
609	2F	*	A29-1015-02	PANEL(CD)	I2I3I4	
609	2F	*	A29-1015-02	PANEL(CD)	M2M3M4	
609	2F	*	A29-1015-02	PANEL(CD)	V2V3V4	
610	2F	*	A53-2034-12	CASSETTE HOLDER(L)		
611	2F	*	A53-2035-12	CASSETTE HOLDER(R)		
612	2F	*	A53-2036-12	CASSETTE LID (L)	K2P2X2	
612	2F	*	A53-2036-12	CASSETTE LID (L)	Q2E3	
612	2F	*	A53-2067-02	CASSETTE LID (L)	I2I3I4	
612	2F	*	A53-2067-02	CASSETTE LID (L)	M2M3M4	
612	2F	*	A53-2067-02	CASSETTE LID (L)	V2V3V4	
613	2F	*	A53-2037-22	CASSETTE LID (R)	K2P2X2	
613	2F	*	A53-2069-12	CASSETTE LID (R)	Q2E3	
613	2F	*	A53-2069-12	CASSETTE LID (R)	I2I3I4	
613	2F	*	A53-2069-12	CASSETTE LID (R)	M2M3M4	
613	2F	*	A53-2069-12	CASSETTE LID (R)	V2V3V4	
615	1F	*	A70-1218-05	REMOTE CONTROL ASSY(RC-V919)	M2I2V2	
615	1F	*	A70-1219-05	REMOTE CONTROL ASSY(RC-V818)	M3I3V3	
615	1F	*	A70-1219-05	REMOTE CONTROL ASSY(RC-V818)	M4I4V4	
615	1F	*	A70-1220-05	REMOTE CONTROL ASSY(RC-951)	K2P2X2	
615	1F	*	A70-1221-05	REMOTE CONTROL ASSY(RC-951R)	Q2E3	
617	2F	*	A60-1463-01	PANEL ASSY	M2I2V2	
617	2F	*	A60-1465-01	PANEL ASSY	M3I3V3	
617	2F	*	A60-1466-01	PANEL ASSY	M4I4V4	
617	2F	*	A60-1467-01	PANEL ASSY	K2P2	
617	2F	*	A60-1481-01	PANEL ASSY	X2Q2E3	
619	2F	*	B10-2446-13	FRONT GLASS		
620	2F	*	B10-2447-13	FRONT GLASS		
621	2F	*	B10-2494-02	FRONT GLASS	M2I2V2	
621	2F	*	B10-2495-02	FRONT GLASS	M3I3V3	
621	2F	*	B10-2496-02	FRONT GLASS	M4I4V4	
621	2F	*	B10-2497-02	FRONT GLASS	K2P2X2	
621	2F	*	B10-3439-02	FRONT GLASS	Q2E3	
623	2F	*	B19-1586-04	LIGHTING BOARD		
624	2G	*	B19-1587-03	LIGHTING BOARD		
625	2F	*	B19-1589-04	LIGHTING BOARD		
626	2G	*	B19-1588-04	LIGHTING BOARD	M2I2V2	
626	2G	*	B19-1588-04	LIGHTING BOARD	M3I3V3	
627	2G	*	B11-0374-04	SMOKED FILTER		
628	2G	*	B11-0378-04	SMOKED FILTER		
629	2G	*	B11-0379-04	SMOKED FILTER		
632	1F	*	B12-0347-04	INDICATOR	K2P2X2	
632	1F	*	B12-0347-04	INDICATOR	M4I4V4	
632	1F	*	B12-0347-04	INDICATOR	Q2E3	

L : Scandinavia K : USA P : Canada R : Mexico C : China I : Malaysia  
Y : PX(Far East, Hawaii) T : Europe E : Europe G : Germany V : China(Shanghai)  
Y : AAFES(Europe) X : Australia Q : Russia H : Korea M : Other Areas  $\Delta$  indicates safety critical components.

\* New Parts

Parts without **Parts No.** are not supplied.  
Les articles non mentionnés dans le **Parts No.** ne sont pas fournis.  
Teile ohne **Parts No.** werden nicht geliefert.

4

Ref. No	Add-ress	New Parts	Parts No.	Description	Desti-nation	Re-marks
-			B46-0096-53	WARRANTY CARD	X2	
-			B46-0310-03	WARRANTY CARD	Q2E3	
-			B46-0328-03	WARRANTY CARD	K2	
-		*	B46-0329-03	WARRANTY CARD	V2V3V4	
-			B46-0336-03	WARRANTY CARD	P2	
-			B58-0964-13	CAUTION CARD (UL)	K2	
-		*	B58-0965-13	CAUTION CARD (T.XtypePL)	X2	
-		*	B58-0966-13	CAUTION CARD (ELMtypePL)	I2I3I4	
-		*	B58-0966-13	CAUTION CARD (ELMtypePL)	M2M3M4	
-		*	B58-0966-13	CAUTION CARD (ELMtypePL)	Q2E3	
-		*	B58-0967-03	CAUTION CARD (PtypePL)	P2	
-		*	B58-1537-13	CAUTION CARD	V2V3V4	
-		*	B58-1546-03	CAUTION CARD	V2V3V4	
-		*	B58-1569-04	CAUTION CARD		
-		*	B60-3898-00	INSTRUCTION MANUAL(ENGLISH)	I2I3I4	
-		*	B60-3898-00	INSTRUCTION MANUAL(ENGLISH)	M2M3M4	
-		*	B60-3899-00	INSTRUCTION MANUAL(SPANISH)	M3	
-		*	B60-3900-00	INSTRUCTION MANUAL(TWAIWANESE)	I2I3I4	
-		*	B60-3900-00	INSTRUCTION MANUAL(TWAIWANESE)	M2M3M4	
-		*	B60-3901-00	INSTRUCTION MANUAL(CHINESE)	V2V3V4	
-		*	B60-3907-00	INSTRUCTION MANUAL(ENGLISH)	K2P2X2	
-		*	B60-3907-00	INSTRUCTION MANUAL(ENGLISH)	Q2E3	
-		*	B60-3908-00	INSTRUCTION MANUAL(FRENCH)	P2	
-		*	B60-3914-00	INSTRUCTION MANUAL(PH)	E3	
-		*	B60-3915-00	INSTRUCTION MANUAL(HG)	E3	
-		*	B60-3916-00	INSTRUCTION MANUAL(CZ)	E3	
-		*	B60-3917-00	INSTRUCTION MANUAL(R)	Q2	
633	2F		D39-0334-15	DAMPER		
$\Delta$ 634	1F		E03-0115-05	AC PLUG ADAPTER	I2I3I4	
$\Delta$ 634	1F		E03-0115-05	AC PLUG ADAPTER	M2M3M4	
$\Delta$ 635	1H		E30-2592-15	AC POWER CORD	I2I3I4	
$\Delta$ 635	1H		E30-2592-15	AC POWER CORD	M2M3M4	
$\Delta$ 635	1H		E30-2592-15	AC POWER CORD	Q2E3	
$\Delta$ 635	1H		E30-2650-05	AC POWER CORD	K2P2	
$\Delta$ 635	1H		E30-2717-05	AC POWER CORD	X2	
$\Delta$ 635	1H		E30-2824-15	AC POWER CORD	V2V3V4	
636	2H		E35-2136-05	FLAT CABLE	K2P2X2	
636	2H		E35-2136-05	FLAT CABLE	Q2E3	
636	2H		E35-2235-05	FLAT CABLE	I2I3I4	
636	2H		E35-2235-05	FLAT CABLE	M2M3M4	
636	2H		E35-2235-05	FLAT CABLE	V2V3V4	
637	1H, 2H		E35-2137-05	FLAT CABLE		
638	1G, 2H		E35-2138-15	FLAT CABLE		
639	1G, 2G		E35-2139-05	FLAT CABLE	M2I2V2	
639	1G, 2G		E35-2139-05	FLAT CABLE	M3I3V3	
639	1G, 2G		E35-2147-05	FLAT CABLE	K2P2X2	
639	1G, 2G		E35-2147-05	FLAT CABLE	M4I4V4	
639	1G, 2G		E35-2147-05	FLAT CABLE	Q2E3	
640	1F, 1H		E35-2173-05	FLAT CABLE	V2V3V4	
640	1F, 1H		E35-2194-05	FLAT CABLE	I2I3I4	
640	1F, 1H		E35-2194-05	FLAT CABLE	M2M3M4	
640	1F, 1H		E35-2194-05	FLAT CABLE	V2V3V4	
641	2H		E35-2173-05	FLAT CABLE	I2I3I4	

L : Scandinavia K : USA P : Canada R : Mexico C : China I : Malaysia  
Y : PX(Far East, Hawaii) T : Europe E : Europe G : Germany V : China(Shanghai)  
Y : AAFES(Europe) X : Australia Q : Russia H : Korea M : Other Areas  $\Delta$  indicates safety critical components.

PARTS LIST

RXD-951/A700/A900/V616/V818/V919

\* New Parts

Parts without **Parts No.** are not supplied.Les articles non mentionnés dans le **Parts No.** ne sont pas fournis.Teile ohne **Parts No.** werden nicht geliefert.

5

Ref. No	Add-ress	New Parts	Parts No.	Description	Desti-nation	Re-marks
641	2H		E35-2173-05	FLAT CABLE	M2M3M4	
642	1F		E30-1427-05	AUDIO CORD	I2I3I4	
642	1F		E30-1427-05	AUDIO CORD	M2M3M4	
642	1F		E30-1427-05	AUDIO CORD	V2V3V4	
644	1G, 2G		F09-0137-05	FAN		
648	2G		G01-4042-24	TORSION COIL SPRING		
649	2G		G01-4043-24	TORSION COIL SPRING		
650	1H	*	G11-2411-04	CUSHION	I2I3I4	
650	1H	*	G11-2411-04	CUSHION	M2M3M4	
650	1H	*	G11-2411-04	CUSHION	V2V3V4	
651	1F		G11-2345-04	CUSHION		
-	-		G10-0452-04	NON-WOVEN FABRIC		
-	-		G11-0155-14	SOFT TAPE (40X9X2)		
-	-		H10-7435-12	POLYSTYRENE FOAMED FIXTURE(L)		
-	-		H10-7436-12	POLYSTYRENE FOAMED FIXTURE(R)		
-	-		H13-0086-04	CARTON BOARD		
-	-		H13-0086-04	CARTON BOARD		
-	-		H25-0632-24	PROTECTION BAG		
-	-		H25-0632-24	PROTECTION BAG		
-	-		H25-1536-04	PROTECTION BAG	I2I3I4	
-	-		H25-1536-04	PROTECTION BAG	K2P2X2	
-	-		H25-1536-04	PROTECTION BAG	Q2E3	
-	-		H25-1611-04	PROTECTION BAG	M2M3M4	
-	-		H25-1611-04	PROTECTION BAG		
-	-	*	H50-3008-04	ITEM CARTON CASE	V2V3V4	
-	-	*	H50-3009-04	ITEM CARTON CASE	M2I2	
-	-	*	H50-3010-04	ITEM CARTON CASE	M3I3	
-	-	*	H50-3011-04	ITEM CARTON CASE	M4I4	
-	-	*	H50-3011-04	ITEM CARTON CASE	K2P2X2	
-	-	*	H50-3024-14	ITEM CARTON CASE	V2	
-	-	*	H50-3025-14	ITEM CARTON CASE	V3	
-	-	*	H50-3026-14	ITEM CARTON CASE	V4	
-	-	*	H50-3170-04	ITEM CARTON CASE	E3	
-	-	*	H50-3171-04	ITEM CARTON CASE	Q2	
654	1F		J19-3645-05	ANTENNA STAND		
655	1G		J19-3327-05	UNIT HOLDER		
656	1H		J19-3329-05	UNIT HOLDER		
657	1G		J19-3752-14	UNIT HOLDER		
662	1H		J42-0083-05	POWER CORD BUSHING		
-	-		J52-0039-05	PUSH LATCH		
-	-		J61-0307-05	WIRE BAND		
667	2F		K29-6925-04	KNOB(MULTI CONTROL)		
668	2F		K29-6923-14	KNOB(MAIN VOLUME CONTROL)	K2P2X2	
668	2F		K29-6923-14	KNOB(MAIN VOLUME CONTROL)	Q2E3	
668	2F	*	K29-7343-04	KNOB(MAIN VOLUME CONTROL)	I2I3I4	
668	2F	*	K29-7343-04	KNOB(MAIN VOLUME CONTROL)	M2M3M4	
668	2F	*	K29-7343-04	KNOB(MAIN VOLUME CONTROL)	V2V3V4	
670	2F	*	K29-7344-04	KNOB(MIC VOLUME)	I2I3I4	
670	2F	*	K29-7344-04	KNOB(MIC VOLUME)	M2M3M4	
670	2F	*	K29-7344-04	KNOB(MIC VOLUME)	V2V3V4	
681	1G	*	L07-2534-05	POWER TRANSFORMER	M2I2	
681	1G	*	L07-2534-05	POWER TRANSFORMER	M3I3	
681	1G	*	L07-2535-05	POWER TRANSFORMER	M4I4	
681	1G	*	L07-2540-05	POWER TRANSFORMER	K2P2	

L : Scandinavia K : USA P : Canada R : Mexico C : China I : Malaysia

Y : PX(Far East, Hawaii) T : Europe E : Europe V : China(Shanghai)

Y : AAFES(Europe) X : Australia Q : Russia H : Korea M : Other Areas

△ indicates safety critical components.

\* New Parts

Parts without **Parts No.** are not supplied.Les articles non mentionnés dans le **Parts No.** ne sont pas fournis.Teile ohne **Parts No.** werden nicht geliefert.

6

Ref. No	Add-ress	New Parts	Parts No.	Description	Desti-nation	Re-marks
681	1G	*	L07-2570-05	POWER TRANSFORMER	X2	
681	1G	*	L07-2571-05	POWER TRANSFORMER	V4	
681	1G	*	L07-2572-05	POWER TRANSFORMER	V2V3	
681	1G	*	L07-2642-05	POWER TRANSFORMER	E3	
681	1G	*	L07-2643-05	POWER TRANSFORMER	Q2	
685	1F		T90-0801-05	LEAD WIRE ANTENNA		
686	1F		T90-0833-05	LOOP ANTENNA		
696	1F	*	W02-2634-05	ELECTRIC CIRCUIT MODULE	I2I3I4	
696	1F	*	W02-2634-05	ELECTRIC CIRCUIT MODULE	M2M3M4	
696	1F	*	W02-2634-05	ELECTRIC CIRCUIT MODULE	V2V3V4	
<b>MPX UNIT (X04-1313-80) Q only</b>						
C1			CE04LW1H010M	ELECTRO	1.0UF	50WV
C2, 3			C91-1566-05	PF-C	0.01UF	G
C4			CE04LW1A470M	ELECTRO	47UF	10WV
C5, 6			CQ93FMG1H102J	MYLAR	1000PF	J
C7			CC45FSL1H331J	CERAMIC	330PF	J
C8			CK45FB1H102K	CERAMIC	1000PF	K
C9			CC93FCH1H471J	CERAMIC	470PF	J
C10, 11			CE04LW1HR47M	ELECTRO	0.47UF	50WV
C12			CK45FF1H473Z	CERAMIC	0.047UF	Z
C13~15			CE04LW1H010M	ELECTRO	1.0UF	50WV
C16			CK45FF1H103Z	CERAMIC	0.010UF	Z
C17, 18			CE04LW1H2R2M	ELECTRO	2.2UF	50WV
C19, 20			CQ93FMG1H682J	MYLAR	6800PF	J
C21			CK45FF1H103Z	CERAMIC	0.010UF	Z
C22			CE04LW1A470M	ELECTRO	47UF	10WV
C23, 24			CQ93FMG1H472J	MYLAR	4700PF	J
C25			CC45FSL1H121J	CERAMIC	120PF	J
C26			CE04LW1H2R2M	ELECTRO	2.2UF	50WV
TC1			C05-0463-05	CERAMIC TRIMMER	CAPACITOR(120P)	
CN1			E40-8288-05	FLAT CABLE CONNECTOR		
CN2, 3			E40-4871-05	PIN ASSY		
CN6			E40-4872-05	PIN ASSY		
L1			L39-1350-05	PEAKING COIL		
L2, 3			L79-1236-05	LC FILTER		
L4			L40-1021-14	SMALL FIXED INDUCTOR(1.0MH,K)		
△ R9			RS14KB3A221J	FL-PROOF RS	220	J 1W
VR1			R12-3685-05	TRIMMING POT.	(10K)	
VR2			R12-1619-05	TRIMMING POT.	(4.7K)	
D1			HZS5.1N(B2)	ZENER DIODE		
D1			MTZJ5.1(B)	ZENER DIODE		
D2, 3			HSS104	DIODE		
D2, 3			1SS133	DIODE		
D4			HZS5.1N(B2)	ZENER DIODE		
D4			MTZJ5.1(B)	ZENER DIODE		
D6, 7			HSS104	DIODE		
D6, 7			1SS133	DIODE		
IC1			IR3R42	ANALOGUE IC		
IC2			NJM4565D	ANALOGUE IC		
IC3			TC4052BP	IC(4CH MPX/DE-MPX)		
Q1			2SA1175(F,E)	TRANSISTOR		
Q1			2SA933AS(Q,R)	TRANSISTOR		
Q5			DTC124ESA	DIGITAL TRANSISTOR		

L : Scandinavia K : USA P : Canada R : Mexico C : China I : Malaysia

Y : PX(Far East, Hawaii) T : Europe E : Europe V : China(Shanghai)

Y : AAFES(Europe) X : Australia Q : Russia H : Korea M : Other Areas

△ indicates safety critical components.

\* New Parts

Parts without **Parts No.** are not supplied.  
Les articles non mentionnés dans le **Parts No.** ne sont pas fournis.  
Teile ohne **Parts No.** werden nicht geliefert.

7

Ref. No	Add-ress	New Parts	Parts No.	Description	Desti-nation	Re-marks
Q5			UN4212	DIGITAL TRANSISTOR		
<b>TUNER UNIT (X05-489/492X-XX)</b>						
C1, 2			CK73FB1H103K	CHIP C 0.010UF K		
C3			CC73FCH1H040C	CHIP C 4.0PF C		
C5			CK73FB1H222K	CHIP C 2200PF K		
C7			CK73FB1H102K	CHIP C 1000PF K		
C8			CK73FB1H103K	CHIP C 0.010UF K		
C9			CE04LW1C100M	ELECTRO 10UF 16WV		
C10			CK73FB1H473K	CHIP C 0.047UF K		
C11			CE04LW1H010M	ELECTRO 1.0UF 50WV		
C12			CE04LW1H2R2M	ELECTRO 2.2UF 50WV		
C13			CK73FB1H102K	CHIP C 1000PF K		
C14			CE04LW1H010M	ELECTRO 1.0UF 50WV		
C15			CC73FCH1H220J	CHIP C 22PF J		
C16			CE04LW1C100M	ELECTRO 10UF 16WV		
C17			CK73FB1H562K	CHIP C 5600PF K		
C18			CK73FB1H102K	CHIP C 1000PF K		
C19			CE04HW1E4R7M	NP-ELEC 4.7UF 25WV		
C20			CK73FB1E104K	CHIP C 0.10UF K		
C21, 22			CQ93FMG1H123J	MYLAR 0.012UF J	M2M3M4	
C21, 22			CQ93FMG1H123J	MYLAR 0.012UF J	V2V3V4	
C21, 22			CQ93FMG1H123J	MYLAR 0.012UF J	X1X2M5	
C21, 22			CQ93FMG1H123J	MYLAR 0.012UF J	Y1M111	
C21, 22			CQ93FMG1H123J	MYLAR 0.012UF J	I2I3I4	
C21, 22			CQ93FMG1H183J	MYLAR 0.018UF J	K1P1K2	
C21, 22			CQ93FMG1H183J	MYLAR 0.018UF J	P2	
C23			CE04LW1H010M	ELECTRO 1.0UF 50WV		
C25			CE04LW1C100M	ELECTRO 10UF 16WV		
C26			CE04LW1C470M	ELECTRO 47UF 16WV		
C27			CE04LW1H010M	ELECTRO 1.0UF 50WV		
C28			CQ93FMG1H223J	MYLAR 0.022UF J		
C29			CE04LW1H2R2M	ELECTRO 2.2UF 50WV		
C30			CE04LW1C101M	ELECTRO 100UF 16WV		
C31			CE04LW1A470M	ELECTRO 47UF 10WV		
C32			CK73FB1H103K	CHIP C 0.010UF K		
C33			CC73FSL1H101J	CHIP C 100PF J		
C34, 35			CK73FB1H102K	CHIP C 1000PF K		
C36			CC73FCH1H120J	CHIP C 12PF J		
C37			CC73FCH1H100D	CHIP C 10PF D		
C38			CK73FB1H471K	CHIP C 470PF K		
C52			CC73FCH1H470J	CHIP C 47PF J		
C57, 58			CE04LW1H010M	ELECTRO 1.0UF 50WV		
C61, 62			CQ93FMG1H562J	MYLAR 5600PF J	I2I3I4	
C61, 62			CQ93FMG1H562J	MYLAR 5600PF J	M2M3M4	
C61, 62			CQ93FMG1H562J	MYLAR 5600PF J	M5	
C61, 62			CQ93FMG1H562J	MYLAR 5600PF J	V2V3V4	
C61, 62			CQ93FMG1H562J	MYLAR 5600PF J	Y1M111	
C63			CC73FSL1H121J	CHIP C 120PF J		
C64			CK73FB1H473K	CHIP C 0.047UF K		
CN1			E40-8052-05	SOCKET FOR PIN ASSY		
J1			E20-0476-05	LOCK TERMINAL BOARD(4P)	I2I3I4	
J1			E20-0476-05	LOCK TERMINAL BOARD(4P)	K1P1Y1	
J1			E20-0476-05	LOCK TERMINAL BOARD(4P)	K2P2X2	
J1			E20-0476-05	LOCK TERMINAL BOARD(4P)	M111X1	

L : Scandinavia K : USA P : Canada R : Mexico C : China I : Malaysia  
Y : PX(Far East, Hawaii) T : Europe E : Europe G : Germany V : China(Shanghai)  
Y : AAFES(Europe) X : Australia Q : Russia H : Korea M : Other Areas  $\Delta$  indicates safety critical components.

\* New Parts

Parts without **Parts No.** are not supplied.  
Les articles non mentionnés dans le **Parts No.** ne sont pas fournis.  
Teile ohne **Parts No.** werden nicht geliefert.

8

Ref. No	Add-ress	New Parts	Parts No.	Description	Desti-nation	Re-marks
J1			E20-0476-05	LOCK TERMINAL BOARD(4P)	M2M3M4	
J1			E20-0476-05	LOCK TERMINAL BOARD(4P)	M5	
J1			E70-0051-05	LOCK TERMINAL BOARD	I1I2I3	
J1			E70-0051-05	LOCK TERMINAL BOARD	K1P1Y1	
J1			E70-0051-05	LOCK TERMINAL BOARD	K2P2Y2	
J1			E70-0051-05	LOCK TERMINAL BOARD	M111X1	
J1			E70-0051-05	LOCK TERMINAL BOARD	M2M3M4	
J1			E70-0051-05	LOCK TERMINAL BOARD	M5	
J1			E70-0079-05	LOCK TERMINAL BOARD	V2V3V4	
J2			F10-0945-04	SHIELDING PLATE	I2I3I4	
J2			F10-0945-04	SHIELDING PLATE	K1P1Y1	
J2			F10-0945-04	SHIELDING PLATE	K2P2X2	
J2			F10-0945-04	SHIELDING PLATE	M111X1	
J2			F10-0945-04	SHIELDING PLATE	M111X1	
J2			F10-0945-04	SHIELDING PLATE	M2M3M4	
J2			F10-0945-04	SHIELDING PLATE	M5	
J2			F10-1074-04	SHIELDING PLATE	V2V3V4	
CF1, 2			L72-0611-05	CERAMIC FILTER		
CF3			L72-0613-05	CERAMIC FILTER		
L1			L39-1366-05	COMBINATION COIL		
L2			L30-0911-05	AM IFT		
L3, 4			L40-1091-17	SMALL FIXED INDUCTOR(1UH)	I2I3I4	
L3, 4			L40-1091-17	SMALL FIXED INDUCTOR(1UH)	K1P1Y1	
L3, 4			L40-1091-17	SMALL FIXED INDUCTOR(1UH)	M111X1	
L3, 4			L40-1091-17	SMALL FIXED INDUCTOR(1UH)	M2M3M4	
L3, 4			L40-1091-17	SMALL FIXED INDUCTOR(1UH)	M5	
L3, 4			L40-1091-82	SMALL FIXED INDUCTOR(1.0UH)	V2V3V4	
X1			L77-2232-05	CRYSTAL RESONATOR		
X2			L78-0637-05	RESONATOR (456KHZ)		
R1			RK73FB2A332J	CHIP R 3.3K J 1/10W		
R2			RK73FB2A681J	CHIP R 680 J 1/10W		
R3			RK73FB2A5R6J	CHIP R 5.6 J 1/10W		
R4, 5			RK73FB2A331J	CHIP R 330 J 1/10W		
R6			RK73FB2A101J	CHIP R 100 J 1/10W		
R7			RK73FB2A473J	CHIP R 47K J 1/10W		
R8			RK73FB2A331J	CHIP R 330 J 1/10W		
R12			RK73FB2A472J	CHIP R 4.7K J 1/10W		
R13			RK73FB2A333J	CHIP R 33K J 1/10W		
R15, 16			RK73FB2A224J	CHIP R 220K J 1/10W		
R17			RK73FB2A271J	CHIP R 270 J 1/10W		
R18			RK73FB2A302J	CHIP R 3.0K J 1/10W		
R19			RK73FB2A822J	CHIP R 8.2K J 1/10W		
R21-23			RK73FB2A102J	CHIP R 1.0K J 1/10W		
R24			RK73FB2A562J	CHIP R 5.6K J 1/10W		
$\Delta$ R25			RD14NB2E101J	RD 100 J 1/4W		
$\Delta$ R26			RD14NB2E561J	RD 560 J 1/4W		
R27			RK73FB2A102J	CHIP R 1.0K J 1/10W		
R28			RK73FB2A103J	CHIP R 10K J 1/10W		
R29, 30			RK73FB2A102J	CHIP R 1.0K J 1/10W		
R31			RK73FB2A103J	CHIP R 10K J 1/10W		
R32			RK73FB2A122J	CHIP R 1.2K J 1/10W		
R33			RK73FB2A123J	CHIP R 1.2K J 1/10W		
$\Delta$ R41			RS14KB3A181J	FL-PROOF RS 180 J 1W		
$\Delta$ R42			RD14NB2E820J	RD 82 J 1/4W		

L : Scandinavia K : USA P : Canada R : Mexico C : China I : Malaysia  
Y : PX(Far East, Hawaii) T : Europe E : Europe G : Germany V : China(Shanghai)  
Y : AAFES(Europe) X : Australia Q : Russia H : Korea M : Other Areas  $\Delta$  indicates safety critical components.

PARTS LIST

RXD-951/A700/A900/V616/V818/V919

\* New Parts

Parts without **Parts No.** are not supplied.  
Les articles non mentionnés dans le **Parts No.** ne sont pas fournis.  
Teile ohne **Parts No.** werden nicht geliefert.

9

Ref. No	Add-ress	New Parts	Parts No.	Description	Desti-nation	Re-marks
R43			RD14NB2E221J	RD 220 J 1/4W		
R44			RK73FB2A101J	CHIP R 100 J 1/10W		
R46			RK73FB2A104J	CHIP R 100K J 1/10W		
R48			RK73FB2A473J	CHIP R 47K J 1/10W		
R50			RK73FB2A471J	CHIP R 470 J 1/10W	I2I3I4	
R50			RK73FB2A471J	CHIP R 470 J 1/10W	M2M3M4	
R50			RK73FB2A471J	CHIP R 470 J 1/10W	M5	
R50			RK73FB2A471J	CHIP R 470 J 1/10W	V2V3V4	
R73, 74			RK73FB2A332J	CHIP R 3.3K J 1/10W	Y1M111	
VR1			R32-0038-05	SEMI FIXED VARIABLE RESISTOR		
W101~106			R92-0670-05	CHIP R 0 OHM	KP1Y1	
W108, 109			R92-0670-05	CHIP R 0 OHM	KP1Y1	
W111~114			R92-0670-05	CHIP R 0 OHM		
W115, 116			R92-0670-05	CHIP R 0 OHM	I2I3I4	
W115, 116			R92-0670-05	CHIP R 0 OHM	M2M3M4	
W115, 116			R92-0670-05	CHIP R 0 OHM	Y1M111	
W117, 118			R92-0670-05	CHIP R 0 OHM	K1P1X1	
W121			R92-0670-05	CHIP R 0 OHM	K2P2X2	
W202~208			R92-0679-05	CHIP R 0 OHM		
W210, 211			R92-0679-05	CHIP R 0 OHM		
D1, 2			HSS104	DIODE		
D1, 2			1SS133	DIODE		
D3, 4			HZS5.1N(B2)	ZENER DIODE		
D3, 4			MTZJ5.1(B)	ZENER DIODE		
D8			HSS104	DIODE		
D8			1SS133	DIODE		
DA10			MA111	DIODE		
IC1			LA1832	ANALOGUE IC		
IC2			LC72131	MOS-IC		
Q1			2SC2714(R,O)	TRANSISTOR		
Q3			2SA1576A(R,S)	TRANSISTOR		
Q3			2SB1218A(Q,R)	TRANSISTOR		
Q5			2SC4081(R,S)	TRANSISTOR		
Q5			2SD1819A(Q,R)	TRANSISTOR		
Q9, 10			2SC4081(R,S)	TRANSISTOR	I2I3I4	
Q9, 10			2SC4081(R,S)	TRANSISTOR	M2M3M4	
Q9, 10			2SC4081(R,S)	TRANSISTOR	M5	
Q9, 10			2SD1819A(Q,R)	TRANSISTOR	Y1M111	
Q9, 10			2SD1819A(Q,R)	TRANSISTOR	I2I3I4	
Q9, 10			2SD1819A(Q,R)	TRANSISTOR	M2M3M4	
Q9, 10			2SD1819A(Q,R)	TRANSISTOR	M5	
Q9, 10			2SD1819A(Q,R)	TRANSISTOR	Y1M111	
A1			W02-2638-05	FM FRONT-END ASSY		
<b>TUNER UNIT (X05-490X-XX)</b>						
C1			CE04LW1C470M	ELECTRO 47UF 16WV		
C2			CE04LW1H010M	ELECTRO 1.0UF 50WV		
C3~8			CK73FB1H103K	CHIP C 0.010UF K		
C9			C91-0769-05	CERAMIC 0.010UF K		
C30			CK73EB1E473K	CHIP C 0.047UF K		
C31			CE04LW1C470M	ELECTRO 47UF 16WV		
C32			CK73FB1H103K	CHIP C 0.010UF K		

L : Scandinavia K : USA P : Canada R : Mexico C : China I : Malaysia  
Y : PX(Far East, Hawaii) T : Europe E : Europe G : Germany V : China(Shanghai)  
Y : AAFES(Europe) X : Australia Q : Russia H : Korea M : Other Areas  $\Delta$  indicates safety critical components.

\* New Parts

Parts without **Parts No.** are not supplied.  
Les articles non mentionnés dans le **Parts No.** ne sont pas fournis.  
Teile ohne **Parts No.** werden nicht geliefert.

10

Ref. No	Add-ress	New Parts	Parts No.	Description	Desti-nation	Re-marks
C33			CE04LW1C100M	ELECTRO 10UF 16WV		
C34			CK73EB1E104K	CHIP C 0.10UF K		
C35			CE04LW1C100M	ELECTRO 10UF 16WV		
C36			CK73FB1E473K	CHIP C 0.047UF K		
C37			CK73EF1E105Z	CHIP C 1.0UF Z		
C38			C90-3217-05	ELECTRO 10UF 10WV		
C39			CC73FSL1H101J	CHIP C 100PF J	Q1Q2	
C40			C90-3253-05	ELECTRO 1.0UF 50WV		
C41			C90-3251-05	ELECTRO 0.47UF 50WV		
C42			C90-3240-05	ELECTRO 2.2UF 35WV		
C43			CE04LW1HR47M	ELECTRO 0.47UF 50WV		
C44			CK73FB1E473K	CHIP C 0.047UF K		
C45			CC73FCH1H220J	CHIP C 22PF J		
C46			CE04LW1A101M	ELECTRO 100UF 10WV		
C47			CK73FB1H682K	CHIP C 6800PF K		
C48			CC73FSL1H681J	CHIP C 680PF J	Q1Q2	
C48			CC73FSL1H821J	CHIP C 820PF J	E1E2E3	
C49			C90-3253-05	ELECTRO 1.0UF 50WV		
C50			CK73FB1H102K	CHIP C 1000PF K		
C51, 52			C90-3217-05	ELECTRO 10UF 10WV		
C53, 54			CK73FB1H153K	CHIP C 0.015UF K	E1E2E3	
C53, 54			CK73FB1H183K	CHIP C 0.018UF K	Q1Q2	
C55, 56			C90-3231-05	ELECTRO 3.3UF 25WV	Q1Q2	
C55, 56			C90-3240-05	ELECTRO 2.2UF 35WV	E1E2E3	
C59			CC73ESL1H101J	CHIP C 100PF J	Q1Q2	
C60			CK73FB1E104K	CHIP C 0.10UF K		
C61			CK73FB1H103K	CHIP C 0.010UF K		
C62			CK73FB1H333K	CHIP C 0.033UF K	Q1Q2	
C63			CC73FCH1H090D	CHIP C 9.0PF D	Q1Q2	
C64			CK73FB1H333K	CHIP C 0.033UF K		
C66			CC73FCH1H060D	CHIP C 6.0PF D		
C67			CC73FCH1H220J	CHIP C 22PF J		
C68			CC73FSL1H020C	CHIP C 2.0PF C	E1E2E3	
C69			CK73FB1H103K	CHIP C 0.010UF K		
C70			CC73FSL1H101J	CHIP C 100PF J		
C77, 78			CK73FB1H332K	CHIP C 3300PF K	E1E2E3	
C79, 80			CC73FSL1H101J	CHIP C 100PF J	Q1Q2	
C80			CC73FSL1H101J	CHIP C 100PF J	E1E2E3	
C81			CC73FCH1H220J	CHIP C 22PF J		
C82			CC73FCH1H270J	CHIP C 27PF J		
C83, 84			CK73FB1H102K	CHIP C 1000PF K		
C85			C91-0745-05	CERAMIC 100PF K		
C86			C91-0757-05	CERAMIC 1000PF K		
C87			CE04LW1A470M	ELECTRO 47UF 10WV		
C88			CC73FSL1H331J	CHIP C 330PF J	Q1Q2	
C89			CE04LW1C470M	ELECTRO 47UF 16WV		
C90			CE04LW1H2R2M	ELECTRO 2.2UF 50WV		
C91			CQ93FMG1H223J	MYLAR 0.022UF J		
C92			CC73FSL1H471J	CHIP C 470PF J		
C93			CK73FB1H103K	CHIP C 0.010UF K		
C94			CK73FB1H102K	CHIP C 1000PF K		
C95			CC73FCH1H470J	CHIP C 47PF J		
C96			CC73FSL1H101J	CHIP C 100PF J		
CN1			E40-8052-05	SOCKET FOR PIN ASSY		

L : Scandinavia K : USA P : Canada R : Mexico C : China I : Malaysia  
Y : PX(Far East, Hawaii) T : Europe E : Europe G : Germany V : China(Shanghai)  
Y : AAFES(Europe) X : Australia Q : Russia H : Korea M : Other Areas  $\Delta$  indicates safety critical components.

\* New Parts

Parts without **Parts No.** are not supplied.  
Les articles non mentionnés dans le **Parts No.** ne sont pas fournis.  
Teile ohne **Parts No.** werden nicht geliefert.

11

Ref. No	Add-ress	New Parts	Parts No.	Description	Desti-nation	Re-marks
CN2			E40-4871-05	PIN ASSY		
J1			E20-0321-05	LOCK TERMINAL BOARD(2P,F)		
J1			E70-0052-05	LOCK TERMINAL BOARD		
J2			F10-1053-04	SHIELDING PLATE	E1E2E3	
J2			F10-1088-04	SHIELDING PLATE	Q1Q2	
CF1, 2			L72-0612-05	CERAMIC FILTER		
L31			L30-0929-05	FM IFT		
L32			L30-0930-05	FM IFT		
L33			L30-0911-05	AM IFT		
L34			L79-1237-05	LC FILTER		
L61			L40-1091-17	SMALL FIXED INDUCTOR(1UH)		
L62			L39-1367-05	COMBINATION COIL	E1E2E3	
L62			L39-1368-05	COMBINATION COIL	Q1Q2	
L63			L40-1001-17	SMALL FIXED INDUCTOR(10UH,K)	E1E2E3	
L81			L40-1091-17	SMALL FIXED INDUCTOR(1UH)		
X31			L78-0637-05	RESONATOR (456KHZ)		
X81			L77-2185-05	CRYSTAL RESONATOR		
Δ R1			RD14NB2E101J	RD 100 J 1/4W		
R2			RK73EB2B221J	CHIP R 220 J 1/8W	Q1	
R3			RK73FB2A331J	CHIP R 330 J 1/10W	E1E2E3	
R3			RK73FB2A332J	CHIP R 3.3K J 1/10W		
R4			RK73FB2A681J	CHIP R 680 J 1/10W		
R5			RK73FB2A331J	CHIP R 330 J 1/10W		
R6			RK73FB2A220J	CHIP R 22 J 1/10W		
R7			RK73FB2A332J	CHIP R 3.3K J 1/10W		
R8			RK73FB2A331J	CHIP R 330 J 1/10W		
R10			RK73FB2A332J	CHIP R 3.3K J 1/10W		
R11			RK73FB2A681J	CHIP R 680 J 1/10W		
R12			RK73FB2A122J	CHIP R 1.2K J 1/10W		
R13, 14			RK73FB2A331J	CHIP R 330 J 1/10W		
R15			RK73FB2A101J	CHIP R 100 J 1/10W		
R16			RK73FB2A220J	CHIP R 22 J 1/10W	E1E2E3	
R16			RK73FB2A470J	CHIP R 47 J 1/10W	Q1Q2	
R17			RK73FB2A621J	CHIP R 620 J 1/10W		
R18			RK73FB2A123J	CHIP R 12K J 1/10W		
R19			RK73FB2A4R7J	CHIP R 4.7 J 1/10W		
R20			RK73FB2A122J	CHIP R 1.2K J 1/10W		
Δ R31			RS14KB3A820J	FL-PROOF RS 82 J 1W		
R32			RK73EB2B562J	CHIP R 5.6K J 1/8W		
R33			RK73FB2A302J	CHIP R 3.0K J 1/10W		
R34			RK73FB2A822J	CHIP R 8.2K J 1/10W		
R35			RK73FB2A333J	CHIP R 33K J 1/10W		
R36			RK73FB2A393J	CHIP R 39K J 1/10W		
R38			RK73FB2A333J	CHIP R 33K J 1/10W		
R39			RK73FB2A223J	CHIP R 22K J 1/10W		
R40			RK73FB2A332J	CHIP R 3.3K J 1/10W		
R41			RK73FB2A222J	CHIP R 2.2K J 1/10W		
R42			RK73FB2A473J	CHIP R 47K J 1/10W		
R43, 44			RK73FB2A123J	CHIP R 12K J 1/10W	Q1Q2	
R43, 44			RK73FB2A223J	CHIP R 22K J 1/10W	E1E2E3	
R47, 48			RK73FB2A392J	CHIP R 3.9K J 1/10W		
R49			RK73FB2A473J	CHIP R 47K J 1/10W		
R51			RK73FB2A102J	CHIP R 1.0K J 1/10W		

L : Scandinavia K : USA P : Canada R : Mexico C : China I : Malaysia  
Y : PX(Far East, Hawaii) T : Europe E : Europe G : Germany V : China(Shanghai)  
Y : AAFES(Europe) X : Australia Q : Russia H : Korea M : Other Areas Δ indicates safety critical components.

\* New Parts

Parts without **Parts No.** are not supplied.  
Les articles non mentionnés dans le **Parts No.** ne sont pas fournis.  
Teile ohne **Parts No.** werden nicht geliefert.

12

Ref. No	Add-ress	New Parts	Parts No.	Description	Desti-nation	Re-marks
R52			RK73FB2A104J	CHIP R 100K J 1/10W		
R53			RK73FB2A102J	CHIP R 1.0K J 1/10W		
R54			RK73FB2A683J	CHIP R 68K J 1/10W		
R55			RK73FB2A473J	CHIP R 47K J 1/10W		
R56			RK73FB2A104J	CHIP R 100K J 1/10W		
R57			RK73FB2A101J	CHIP R 100 J 1/10W	Q1Q2	
R59			RK73FB2A222J	CHIP R 2.2K J 1/10W		
R61			RK73FB2A223J	CHIP R 22K J 1/10W	Q1Q2	
R62			RK73FB2A105J	CHIP R 1.0M J 1/10W	Q1Q2	
R63			RK73FB2A473J	CHIP R 47K J 1/10W	Q1Q2	
R64			RK73FB2A103J	CHIP R 10K J 1/10W	Q1Q2	
R65			RK73FB2A153J	CHIP R 15K J 1/10W	Q1Q2	
R66			RK73FB2A152J	CHIP R 1.5K J 1/10W	Q1Q2	
R67			RK73FB2A104J	CHIP R 100K J 1/10W		
R68			RK73FB2A222J	CHIP R 2.2K J 1/10W	Q1Q2	
R70			RK73FB2A105J	CHIP R 1.0M J 1/10W	Q1Q2	
R80			RK73EB2B102J	CHIP R 1.0K J 1/8W		
R81-83			RK73FB2A102J	CHIP R 1.0K J 1/10W		
R84			RK73FB2A103J	CHIP R 10K J 1/10W		
R85-88			RK73FB2A102J	CHIP R 1.0K J 1/10W		
Δ R89			RD14NB2E101J	RD 100 J 1/4W		
R90			RK73FB2A562J	CHIP R 5.6K J 1/10W		
R91			RK73FB2A222J	CHIP R 2.2K J 1/10W		
R92			RK73FB2A123J	CHIP R 12K J 1/10W		
R93			RK73FB2A122J	CHIP R 1.2K J 1/10W		
Δ R94			RD14NB2E561J	RD 560 J 1/4W		
R101, 102			RK73FB2A102J	CHIP R 1.0K J 1/10W		
R103			RK73FB2A821J	CHIP R 820 J 1/10W		
R104			RK73FB2A473J	CHIP R 47K J 1/10W		
R105			RK73FB2A103J	CHIP R 10K J 1/10W		
VR1			R32-0036-05	SEMI FIXED VARIABLE RESISTOR		
W51-55			R92-0670-05	CHIP R 0 OHM	E1E2E3	
W53			R92-0670-05	CHIP R 0 OHM	Q1Q2	
W56-58			R92-0679-05	CHIP R 0 OHM		
W59-61			R92-0670-05	CHIP R 0 OHM	E1E2E3	
W59, 60			R92-0670-05	CHIP R 0 OHM	Q1Q2	
W62-67			R92-0679-05	CHIP R 0 OHM		
W68			R92-0670-05	CHIP R 0 OHM	Q1Q2	
W69-71			R92-0679-05	CHIP R 0 OHM	E1E2E3	
W69-72			R92-0679-05	CHIP R 0 OHM	Q1Q2	
W73			R92-0670-05	CHIP R 0 OHM		
W74			R92-0679-05	CHIP R 0 OHM	Q1Q2	
W75			R92-0670-05	CHIP R 0 OHM	E1E2E3	
W75-80			R92-0670-05	CHIP R 0 OHM	Q1Q2	
W77, 78			R92-0670-05	CHIP R 0 OHM	E1E2E3	
W80			R92-0670-05	CHIP R 0 OHM	E1E2E3	
W81			R92-0679-05	CHIP R 0 OHM		
W82			R92-0670-05	CHIP R 0 OHM		
W83, 84			R92-0679-05	CHIP R 0 OHM		
W85			R92-0670-05	CHIP R 0 OHM		
D1			HSS104	DIODE		
D1			1SS133	DIODE		
D31			HZS8.2N(B2)	ZENER DIODE		
D31			MTZJ8.2(B)	ZENER DIODE		
D32			MA111	DIODE		

L : Scandinavia K : USA P : Canada R : Mexico C : China I : Malaysia  
Y : PX(Far East, Hawaii) T : Europe E : Europe G : Germany V : China(Shanghai)  
Y : AAFES(Europe) X : Australia Q : Russia H : Korea M : Other Areas Δ indicates safety critical components.

PARTS LIST

RXD-951/A700/A900/V616/V818/V919

\* New Parts

Parts without **Parts No.** are not supplied.  
Les articles non mentionnés dans le **Parts No.** ne sont pas fournis.  
Teile ohne **Parts No.** werden nicht geliefert.



Ref. No	Add-ress	New Parts	Parts No.	Description	Desti-nation	Re-marks
D33			HSS104	DIODE		
D33			1SS133	DIODE		
D61, 62			HSS104	DIODE		
D61, 62			1SS133	DIODE		
D81			HZS5.1N(B2)	ZENER DIODE		
D81			MTZJ5.1(B)	ZENER DIODE		
D101			HZS3.3N(B2)	ZENER DIODE		
D101			MTZJ3.3(B)	ZENER DIODE		
IC1			LA1836	ANALOGUE IC		
IC2			LC72131	MOS-IC		
IC3			NJM2904M	IC(OP AMP X2)		
Q1, 2			2SC2714(R,O)	TRANSISTOR		
Q3			2SA1576A(R,S)	TRANSISTOR		
Q3			2SB1218A(Q,R)	TRANSISTOR		
Q31, 32			2SC4081(R,S)	TRANSISTOR		
Q31, 32			2SD1819A(Q,R)	TRANSISTOR		
Q61, 62			2SC4081(R,S)	TRANSISTOR	Q1Q2	
Q61, 62			2SD1819A(Q,R)	TRANSISTOR	Q1Q2	
Q63			2SC2878(B)	TRANSISTOR	Q1Q2	
Q64			2SA1576A(R,S)	TRANSISTOR	Q1Q2	
Q64			2SB1218A(Q,R)	TRANSISTOR	Q1Q2	
Q65			2SK302(Y,GR)	FET	Q1Q2	
Q81			2SA1576A(R,S)	TRANSISTOR		
Q81			2SB1218A(Q,R)	TRANSISTOR		
Q101, 102			2SD2114K	TRANSISTOR		
Q103			2SA1576A(R,S)	TRANSISTOR		
Q103			2SB1218A(Q,R)	TRANSISTOR		
A1			W02-2640-05	FM FRONT-END ASSY	E1E2E3	
A1			W02-2641-05	FM FRONT-END ASSY	Q1Q2	
<b>SURROUND UNIT (X08-287/292X-XX)</b>						
C1, 2			CE04LW1HR47M	ELECTRO	0.47UF	50WV
C1, 2			CE04LW1HR47M	ELECTRO	0.47UF	50WV
C1, 2			CE04LW1H100M	ELECTRO	10UF	50WV
C1, 2			CE04LW1H100M	ELECTRO	10UF	50WV
C1, 2			CE04LW1H100M	ELECTRO	10UF	50WV
C1, 2			CE04LW1H100M	ELECTRO	10UF	50WV
C1, 2			CE04LW1H100M	ELECTRO	10UF	50WV
C1, 2			CE04LW1H100M	ELECTRO	10UF	50WV
C3, 4			CC73FSL1H471J	CHIP C	47PF	J
C5, 6			CE04LW1H010M	ELECTRO	1.0UF	50WV
C7, 8			CK45FB1H471K	CERAMIC	470PF	K
C9			CE04LW1C331M	ELECTRO	330UF	16WV
C11			CE04LW1H010M	ELECTRO	1.0UF	50WV
C11			CE04LW1H010M	ELECTRO	1.0UF	50WV
C11			CE04LW1H010M	ELECTRO	1.0UF	50WV
C11			CE04LW1H010M	ELECTRO	1.0UF	50WV
C11			CE04LW1H010M	ELECTRO	1.0UF	50WV
C13			CE04LW1H010M	ELECTRO	1.0UF	50WV
C13			CC73FSL1H470J	CHIP C	47PF	J
C13			CC73FSL1H470J	CHIP C	47PF	J
C13			CC73FSL1H470J	CHIP C	47PF	J
C13			CC73FSL1H470J	CHIP C	47PF	J
C13			CC73FSL1H470J	CHIP C	47PF	J
C15, 16			CE04LW1A101M	ELECTRO	100UF	10WV
C17, 18			CC73FSL1H100D	CHIP C	10PF	D
C19, 20			CK73FB1H222K	CHIP C	2200PF	K

L : Scandinavia    K : USA    P : Canada    R : Mexico    C : China    I : Malaysia  
Y : PX(Far East, Hawaii)    T : Europe    E : Europe    G : Germany    V : China(Shanghai)  
Y : AAFES(Europe)    X : Australia    Q : Russia    H : Korea    M : Other Areas    indicates safety critical components.

\* New Parts

Parts without **Parts No.** are not supplied.  
Les articles non mentionnés dans le **Parts No.** ne sont pas fournis.  
Teile ohne **Parts No.** werden nicht geliefert.



Ref. No	Add-ress	New Parts	Parts No.	Description	Desti-nation	Re-marks
C21, 22			CQ93FMG1H104J	MYLAR	0.10UF	J
C21, 22			CQ93FMG1H104J	MYLAR	0.10UF	J
C21, 22			CQ93FMG1H104J	MYLAR	0.10UF	J
C21, 22			CQ93FMG1H104J	MYLAR	0.10UF	J
C21, 22			CQ93FMG1H104J	MYLAR	0.10UF	J
C21, 22			CQ93FMG1H104J	MYLAR	0.10UF	J
C21, 22			CQ93FMG1H224J	MYLAR	0.22UF	J
C21, 22			CQ93FMG1H224J	MYLAR	0.22UF	J
C21, 22			CQ93FMG1H224J	MYLAR	0.22UF	J
C23, 24			CQ93FMG1H224J	MYLAR	0.22UF	J
C23, 24			CQ93FMG1H224J	MYLAR	0.22UF	J
C25, 26			CE04LW1A101M	ELECTRO	100UF	10WV
C27, 28			CC73FSL1H100D	CHIP C	10PF	D
C29			CK73FB1H103K	CHIP C	0.010UF	K
C30			CK73FB1H222K	CHIP C	2200PF	K
C31, 32			CQ93FMG1H224J	MYLAR	0.22UF	J
C31, 32			CQ93FMG1H224J	MYLAR	0.22UF	J
C33, 34			CQ93FMG1H104J	MYLAR	0.10UF	J
C33, 34			CQ93FMG1H104J	MYLAR	0.10UF	J
C33, 34			CQ93FMG1H104J	MYLAR	0.10UF	J
C33, 34			CQ93FMG1H104J	MYLAR	0.10UF	J
C33, 34			CQ93FMG1H104J	MYLAR	0.10UF	J
C33, 34			CQ93FMG1H104J	MYLAR	0.10UF	J
C33, 34			CQ93FMG1H224J	MYLAR	0.22UF	J
C33, 34			CQ93FMG1H224J	MYLAR	0.22UF	J
C35, 36			CK45FB1H332K	CERAMIC	3300PF	K
C37~39			CK45FF1H472Z	CERAMIC	4700PF	Z
C41			CE04LW1A101M	ELECTRO	100UF	10W
C41			CE04LW1A101M	ELECTRO	100UF	10W
C41			CE04LW1A101M	ELECTRO	100UF	10W
C41			CE04LW1A101M	ELECTRO	100UF	10W
C41			CE04LW1A101M	ELECTRO	100UF	10W
C43			CC73FSL1H100D	CHIP C	10PF	D
C43			CC73FSL1H100D	CHIP C	10PF	D
C43			CC73FSL1H100D	CHIP C	10PF	D
C43			CC73FSL1H100D	CHIP C	10PF	D
C43			CC73FSL1H100D	CHIP C	10PF	D
C45			CK73FB1H103K	CHIP C	0.010UF	K
C45			CK73FB1H103K	CHIP C	0.010UF	K
C45			CK73FB1H103K	CHIP C	0.010UF	K
C45			CK73FB1H103K	CHIP C	0.010UF	K
C45			CK73FB1H103K	CHIP C	0.010UF	K
C47			CQ93FMG1H104J	MYLAR	0.10UF	J
C47			CQ93FMG1H104J	MYLAR	0.10UF	J
C47			CQ93FMG1H104J	MYLAR	0.10UF	J
C47			CQ93FMG1H104J	MYLAR	0.10UF	J
C47			CQ93FMG1H224J	MYLAR	0.22UF	J
C49			CQ93FMG1H224J	MYLAR	0.22UF	J
C51			CK45FB1H332K	CERAMIC	3300PF	K
C51			CK45FB1H332K	CERAMIC	3300PF	K
C51			CK45FB1H332K	CERAMIC	3300PF	K
C51			CK45FB1H332K	CERAMIC	3300PF	K
C51			CK45FB1H332K	CERAMIC	3300PF	K
C51			CK45FB1H332K	CERAMIC	3300PF	K
C53			CK45FB1H332K	CERAMIC	3300PF	K
C53			CK45FB1H332K	CERAMIC	3300PF	K
C53			CK45FB1H332K	CERAMIC	3300PF	K
C53			CK45FB1H332K	CERAMIC	3300PF	K
C53			CK45FB1H332K	CERAMIC	3300PF	K

L : Scandinavia    K : USA    P : Canada    R : Mexico    C : China    I : Malaysia  
Y : PX(Far East, Hawaii)    T : Europe    E : Europe    G : Germany    V : China(Shanghai)  
Y : AAFES(Europe)    X : Australia    Q : Russia    H : Korea    M : Other Areas    indicates safety critical components.



\* New Parts  
Parts without **Parts No.** are not supplied.  
Les articles non mentionnés dans le **Parts No.** ne sont pas fournis.  
Teile ohne **Parts No.** werden nicht geliefert.

15

Ref. No	Add-ress	New Parts	Parts No.	Description	Desti-nation	Re-marks
C53			CK45FB1H332K	CERAMIC 3300PF	K	M5
C55, 56		*	C90-3440-05	ALMINIUM ELECTROLYTIC	C.	
C57, 58			CK45FE2H472P	CERAMIC 4700PF	P	
C59, 60			C90-3396-05	ELECTRO 47UF	35WV	E1E2Q1
C59, 60			C90-3396-05	ELECTRO 47UF	35WV	K1P1Y1
C59, 60			C90-3396-05	ELECTRO 47UF	35WV	M111X1
C59, 60			C90-3396-05	ELECTRO 47UF	35WV	M2I2V2
C59, 60			C90-3396-05	ELECTRO 47UF	35WV	M5
C61		*	C90-3440-05	ALMINIUM ELECTROLYTIC	C.	E1E2Q1
C61		*	C90-3440-05	ALMINIUM ELECTROLYTIC	C.	K1P1Y1
C61		*	C90-3440-05	ALMINIUM ELECTROLYTIC	C.	M111X1
C61		*	C90-3440-05	ALMINIUM ELECTROLYTIC	C.	M2I2V2
C61		*	C90-3440-05	ALMINIUM ELECTROLYTIC	C.	M5
C62			CE04LW2A100M	ELECTRO 10UF	100WV	V2
C62			C90-3707-05	ALMINIUM ELECTROLYTIC	C.	E1E2Q1
C62			C90-3707-05	ALMINIUM ELECTROLYTIC	C.	K1P1Y1
C62			C90-3707-05	ALMINIUM ELECTROLYTIC	C.	K2P2X2
C62			C90-3707-05	ALMINIUM ELECTROLYTIC	C.	M111X1
C62			C90-3707-05	ALMINIUM ELECTROLYTIC	C.	M5
C63, 64			CK45FE2H472P	CERAMIC 4700PF	P	E1E2Q1
C63, 64			CK45FE2H472P	CERAMIC 4700PF	P	K1P1Y1
C63, 64			CK45FE2H472P	CERAMIC 4700PF	P	M111X1
C63, 64			CK45FE2H472P	CERAMIC 4700PF	P	M2I2V2
C63, 64			CK45FE2H472P	CERAMIC 4700PF	P	M5
C63, 64		*	C90-3416-05			E3Q2
C63, 64		*	C90-3416-05			K2P2X2
C65, 66			C90-3396-05	ELECTRO 47UF	35WV	E1E2Q1
C65, 66			C90-3396-05	ELECTRO 47UF	35WV	K1P1Y1
C65, 66			C90-3396-05	ELECTRO 47UF	35WV	M111X1
C65, 66			C90-3396-05	ELECTRO 47UF	35WV	M2I2V2
C65, 66			C90-3396-05	ELECTRO 47UF	35WV	M5
C67, 68			CE04LW1C100M	ELECTRO 10UF	16WV	
C69			CE04LW1C470M	ELECTRO 47UF	16WV	V2
C69			C90-3649-05	ELECTRO 47UF	16WV	E1E2Q1
C69			C90-3649-05	ELECTRO 47UF	16WV	E3Q2
C69			C90-3649-05	ELECTRO 47UF	16WV	K1P1Y1
C69			C90-3649-05	ELECTRO 47UF	16WV	K2P2X2
C69			C90-3649-05	ELECTRO 47UF	16WV	M111X1
C69			C90-3649-05	ELECTRO 47UF	16WV	M2I2M5
C70			CE04LW1C101M	ELECTRO 100UF	16WV	V2
C70			C90-3650-05	ELECTRO 100UF	16WV	E1E2Q1
C70			C90-3650-05	ELECTRO 100UF	16WV	E3Q2
C70			C90-3650-05	ELECTRO 100UF	16WV	K1P1Y1
C70			C90-3650-05	ELECTRO 100UF	16WV	K2P2X2
C70			C90-3650-05	ELECTRO 100UF	16WV	M111X1
C70			C90-3650-05	ELECTRO 100UF	16WV	M2I2M5
C71			CE04LW1C100M	ELECTRO 10UF	16WV	V2
C71			C90-3658-05	ELECTRO 10UF	16WV	E1E2Q1
C71			C90-3658-05	ELECTRO 10UF	16WV	E3Q2
C71			C90-3658-05	ELECTRO 10UF	16WV	K1P1Y1
C71			C90-3658-05	ELECTRO 10UF	16WV	K2P2X2
C71			C90-3658-05	ELECTRO 10UF	16WV	M111X1
C71			C90-3658-05	ELECTRO 10UF	16WV	M2I2M5
C72			CK73FB1H103K	CHIP C 0.010UF	K	
C75, 76			CC73FSL1H101J	CHIP C 100PF	J	

L : Scandinavia K : USA P : Canada R : Mexico C : China I : Malaysia  
Y : PX(Far East, Hawaii) T : Europe E : Europe V : China(Shanghai)  
Y : AAFES(Europe) X : Australia Q : Russia H : Korea M : Other Areas  $\Delta$  indicates safety critical components.

\* New Parts  
Parts without **Parts No.** are not supplied.  
Les articles non mentionnés dans le **Parts No.** ne sont pas fournis.  
Teile ohne **Parts No.** werden nicht geliefert.

16

Ref. No	Add-ress	New Parts	Parts No.	Description	Desti-nation	Re-marks
C77		*	C90-3440-05	ALMINIUM ELECTROLYTIC	C.	
C78			CE04LW2A100M	ELECTRO 10UF	100WV	V2
C78			C90-3707-05	ALMINIUM ELECTROLYTIC	C.	E1E2Q1
C78			C90-3707-05	ALMINIUM ELECTROLYTIC	C.	E3Q2
C78			C90-3707-05	ALMINIUM ELECTROLYTIC	C.	K1P1Y1
C78			C90-3707-05	ALMINIUM ELECTROLYTIC	C.	K2P2X2
C78			C90-3707-05	ALMINIUM ELECTROLYTIC	C.	M111X1
C78			C90-3707-05	ALMINIUM ELECTROLYTIC	C.	M2I2M5
C79, 80			C90-3707-05	ALMINIUM ELECTROLYTIC	C.	K2P2X2
C79, 80			C90-3707-05	ALMINIUM ELECTROLYTIC	C.	Q2E3
C81			CQ93FMG1H103J	MYLAR 0.010UF	J	
C82			CQ93FMG1H102J	MYLAR 1000PF	J	
C101~107			CE04LW1C100M	ELECTRO 10UF	16WV	
C111			CE04LW1C470M	ELECTRO 47UF	16WV	
C113			CQ93FMG1H104J	MYLAR 0.10UF	J	
C114			CC73FSL1H101J	CHIP C 100PF	J	
C115			CE04LW1C220M	ELECTRO 22UF	16WV	
C116			CE04LW1H010M	ELECTRO 1.0UF	50WV	
C117			CK73FB1H103K	CHIP C 0.010UF	K	
C118			CQ93FMG1H182J	MYLAR 1800PF	J	
C119			CQ93FMG1H683J	MYLAR 0.068UF	J	
C120, 121			CQ93FMG1H104J	MYLAR 0.10UF	J	
C122			CQ93FMG1H683J	MYLAR 0.068UF	J	
C123			CK45FF1H103Z	CERAMIC 0.010UF	Z	
C124			CK73FB1H182K	CHIP C 1800PF	K	
C125			CK45FF1H103Z	CERAMIC 0.010UF	Z	
C126			CQ93FMG1H104J	MYLAR 0.10UF	J	
C127			CC73FSL1H221J	CHIP C 220PF	J	
C128			CK73FB1H562K	CHIP C 5600PF	K	
C129			CK73FB1E473KTA	CHIP C 0.047UF	K	
C130			CK73FF1C105Z	CHIP C 1.0UF	Z	
C131, 132			CQ93FMG1H224J	MYLAR 0.22UF	J	
C133, 134			CE04LW1V4R7M	ELECTRO 4.7UF	35WV	
C135, 136			CQ93FMG1H224J	MYLAR 0.22UF	J	
C137			CQ93FMG1H104J	MYLAR 0.10UF	J	
C138, 139			CQ93FMG1H473J	MYLAR 0.047UF	J	
C140, 141			CQ93FMG1H104J	MYLAR 0.10UF	J	
C142, 143			CQ93FMG1H223J	MYLAR 0.022UF	J	
C144			CQ93FMG1H104J	MYLAR 0.10UF	J	
C145			CK73FB1H681K	CHIP C 680PF	K	
C146, 147			CK73FB1C104K	CHIP C 0.10UF	K	
C148			CK73FB1H681K	CHIP C 680PF	K	
C149, 150			CK73FB1C104K	CHIP C 0.10UF	K	
C151			CE04LW1C220M	ELECTRO 22UF	16WV	
C152			CE04LW1E221M	ELECTRO 220UF	25WV	
C153			CE04LW1C100M	ELECTRO 10UF	16WV	
C154			CQ93FMG1H562J	MYLAR 5600PF	J	
CN1			E40-3249-05	PIN ASSY		
CN2			E40-3257-05	PIN ASSY		
CN3			E40-3250-05	PIN ASSY		
CN4			E40-3248-05	PIN ASSY		
CN5			E40-4280-05	PIN ASSY		
J1			E70-0057-05	LOCK TERMINAL BOARD(4P)		K2P2X2
J1			E70-0057-05	LOCK TERMINAL BOARD(4P)		Q2E3

L : Scandinavia K : USA P : Canada R : Mexico C : China I : Malaysia  
Y : PX(Far East, Hawaii) T : Europe E : Europe V : China(Shanghai)  
Y : AAFES(Europe) X : Australia Q : Russia H : Korea M : Other Areas  $\Delta$  indicates safety critical components.

PARTS LIST

RXD-951/A700/A900/V616/V818/V919

\* New Parts  
 Parts without **Parts No.** are not supplied.  
 Les articles non mentionnés dans le **Parts No.** ne sont pas fournis.  
 Teile ohne **Parts No.** werden nicht geliefert.

17

Ref. No	Add-ress	New Parts	Parts No.	Description	Desti-nation	Re-marks
J1			E70-0099-05	LOCK TERMINAL BOARD(8P)	E1E2Q1	
J1			E70-0099-05	LOCK TERMINAL BOARD(8P)	K1P1Y1	
J1			E70-0099-05	LOCK TERMINAL BOARD(8P)	M111X1	
J1		*	E70-0099-05	LOCK TERMINAL BOARD(8P)	M2I2M5	
J1			E70-0103-05	LOCK TERMINAL BOARD(8P)	V2	
J2			E70-0046-05	LOCK TERMINAL BOARD(6P)	E1E2Q1	
J2			E70-0046-05	LOCK TERMINAL BOARD(6P)	K1P1Y1	
J2			E70-0046-05	LOCK TERMINAL BOARD(6P)	K2P2X2	
J2			E70-0046-05	LOCK TERMINAL BOARD(6P)	M111X1	
J2			E70-0046-05	LOCK TERMINAL BOARD(6P)	M2I2M5	
J2		*	E70-0102-05	LOCK TERMINAL BOARD(6P)	V2	
J3			E63-0116-05	PHONO JACK(1P)	K2P2X2	
J3			E63-0116-05	PHONO JACK(1P)	Q2E3	
-			F20-1405-15	INSULATING SHEET		
E3			J11-0809-05	WIRE CLAMPER		
L1-4			L39-1373-05	PHASE COMPENSATION COIL		
L5			L39-1373-05	PHASE COMPENSATION COIL	E1E2Q1	
L5			L39-1373-05	PHASE COMPENSATION COIL	K1P1Y1	
L5			L39-1373-05	PHASE COMPENSATION COIL	M111X1	
L5			L39-1373-05	PHASE COMPENSATION COIL	M2I2V2	
L5			L39-1373-05	PHASE COMPENSATION COIL	M5	
X1			L78-0244-05	RESONATOR (4.000M)		
R1			RK73FB2A332J	CHIP R 3.3K	J 1/10W	
R3			RK73FB2A152J	CHIP R 1.5K	J 1/10W	
R5, 6			RK73FB2A222J	CHIP R 2.2K	J 1/10W	
R8, 9			RK73FB2A222J	CHIP R 2.2K	J 1/10W	
R11			RK73FB2A104J	CHIP R 100K	J 1/10W	
R13, 14			RK73FB2A563J	CHIP R 56K	J 1/10W	
R31			RK73FB2A332J	CHIP R 3.3K	J 1/10W	E1E2Q1
R31			RK73FB2A332J	CHIP R 3.3K	J 1/10W	K1P1Y1
R31			RK73FB2A332J	CHIP R 3.3K	J 1/10W	M111X1
R31			RK73FB2A332J	CHIP R 3.3K	J 1/10W	M2I2V2
R31			RK73FB2A332J	CHIP R 3.3K	J 1/10W	M5
R33			RK73FB2A152J	CHIP R 1.5K	J 1/10W	E1E2Q1
R33			RK73FB2A152J	CHIP R 1.5K	J 1/10W	K1P1Y1
R33			RK73FB2A152J	CHIP R 1.5K	J 1/10W	M111X1
R33			RK73FB2A152J	CHIP R 1.5K	J 1/10W	M2I2V2
R33			RK73FB2A152J	CHIP R 1.5K	J 1/10W	M5
R35			RK73FB2A222J	CHIP R 2.2K	J 1/10W	E1E2Q1
R35			RK73FB2A222J	CHIP R 2.2K	J 1/10W	K1P1Y1
R35			RK73FB2A222J	CHIP R 2.2K	J 1/10W	M111X1
R35			RK73FB2A222J	CHIP R 2.2K	J 1/10W	M2I2V2
R35			RK73FB2A222J	CHIP R 2.2K	J 1/10W	M5
R37			RK73FB2A222J	CHIP R 2.2K	J 1/10W	E1E2Q1
R37			RK73FB2A222J	CHIP R 2.2K	J 1/10W	K1P1Y1
R37			RK73FB2A222J	CHIP R 2.2K	J 1/10W	M111X1
R37			RK73FB2A222J	CHIP R 2.2K	J 1/10W	M2I2V2
R37			RK73FB2A222J	CHIP R 2.2K	J 1/10W	M5
R39			RK73FB2A222J	CHIP R 2.2K	J 1/10W	E1E2Q1
R39			RK73FB2A222J	CHIP R 2.2K	J 1/10W	K1P1Y1
R39			RK73FB2A222J	CHIP R 2.2K	J 1/10W	M111X1
R39			RK73FB2A222J	CHIP R 2.2K	J 1/10W	M2I2V2

L : Scandinavia K : USA P : Canada R : Mexico C : China I : Malaysia  
 Y : PX(Far East, Hawaii) T : Europe E : Europe G : Germany V : China(Shanghai)  
 Y : AAFES(Europe) X : Australia Q : Russia H : Korea M : Other Areas Δ indicates safety critical components.

\* New Parts  
 Parts without **Parts No.** are not supplied.  
 Les articles non mentionnés dans le **Parts No.** ne sont pas fournis.  
 Teile ohne **Parts No.** werden nicht geliefert.

18

Ref. No	Add-ress	New Parts	Parts No.	Description	Desti-nation	Re-marks
R39			RK73FB2A222J	CHIP R 2.2K	J 1/10W	M5
R41			RK73FB2A104J	CHIP R 100K	J 1/10W	E1E2Q1
R41			RK73FB2A104J	CHIP R 100K	J 1/10W	K1P1Y1
R41			RK73FB2A104J	CHIP R 100K	J 1/10W	M111X1
R41			RK73FB2A104J	CHIP R 100K	J 1/10W	M2I2V2
R41			RK73FB2A104J	CHIP R 100K	J 1/10W	M5
R43			RK73FB2A563J	CHIP R 56K	J 1/10W	E1E2Q1
R43			RK73FB2A563J	CHIP R 56K	J 1/10W	K1P1Y1
R43			RK73FB2A563J	CHIP R 56K	J 1/10W	M111X1
R43			RK73FB2A563J	CHIP R 56K	J 1/10W	M2I2V2
R43			RK73FB2A563J	CHIP R 56K	J 1/10W	M5
R45, 46			RK73FB2A431J	CHIP R 430	J 1/10W	
R47, 48			RK73FB2A563J	CHIP R 56K	J 1/10W	
R49, 50			R92-1866-05	METAL FILM 0.1	2W	
R51, 52			RK73FB2A272J	CHIP R 2.7K	J 1/10W	K2P2X2
R51, 52			RK73FB2A272J	CHIP R 2.7K	J 1/10W	Q2E3
R51, 52			RK73FB2A432J	CHIP R 4.3K	J 1/10W	E1E2Q1
R51, 52			RK73FB2A432J	CHIP R 4.3K	J 1/10W	K1P1Y1
R51, 52			RK73FB2A432J	CHIP R 4.3K	J 1/10W	M111X1
R51, 52			RK73FB2A432J	CHIP R 4.3K	J 1/10W	M2I2V2
R51, 52			RK73FB2A432J	CHIP R 4.3K	J 1/10W	M5
R53, 54			RK73FB2A432J	CHIP R 4.3K	J 1/10W	
R55, 56			RK73FB2A102J	CHIP R 1.0K	J 1/10W	
R57			RK73FB2A473J	CHIP R 47K	J 1/10W	
R59, 60			RS14KB3D4R7J	FL-PROOF RS 4.7	J 2W	
R62			RK73FB2A103J	CHIP R 10K	J 1/10W	
R65, 66			RK73FB2A563J	CHIP R 56K	J 1/10W	
R67, 68			R92-1866-05	METAL FILM 0.1	2W	
R69			RK73FB2A332J	CHIP R 3.3K	J 1/10W	E1E2Q1
R69			RK73FB2A332J	CHIP R 3.3K	J 1/10W	K1P1Y1
R69			RK73FB2A332J	CHIP R 3.3K	J 1/10W	M111X1
R69			RK73FB2A332J	CHIP R 3.3K	J 1/10W	M2I2V2
R69			RK73FB2A332J	CHIP R 3.3K	J 1/10W	M5
R69			RK73FB2A431J	CHIP R 430	J 1/10W	K2P2X2
R69			RK73FB2A431J	CHIP R 430	J 1/10W	Q2E3
R70			RK73FB2A272J	CHIP R 2.7K	J 1/10W	E1E2Q1
R70			RK73FB2A272J	CHIP R 2.7K	J 1/10W	K1P1Y1
R70			RK73FB2A272J	CHIP R 2.7K	J 1/10W	M111X1
R70			RK73FB2A272J	CHIP R 2.7K	J 1/10W	M2I2V2
R70			RK73FB2A272J	CHIP R 2.7K	J 1/10W	M5
R70			RK73FB2A431J	CHIP R 430	J 1/10W	K2P2X2
R70			RK73FB2A431J	CHIP R 430	J 1/10W	Q2E3
R70			RK73FB2A202J	CHIP R 2.0K	J 1/10W	K2P2X2
R71, 72			RK73FB2A202J	CHIP R 2.0K	J 1/10W	Q2E3
R71, 72			RK73FB2A432J	CHIP R 4.3K	J 1/10W	E1E2Q1
R71, 72			RK73FB2A432J	CHIP R 4.3K	J 1/10W	K1P1Y1
R71, 72			RK73FB2A432J	CHIP R 4.3K	J 1/10W	M111X1
R71, 72			RK73FB2A432J	CHIP R 4.3K	J 1/10W	M2I2V2
R71, 72			RK73FB2A432J	CHIP R 4.3K	J 1/10W	M5
R73, 74			RK73FB2A102J	CHIP R 1.0K	J 1/10W	
R77, 78			RS14KB3D4R7J	FL-PROOF RS 4.7	J 2W	
R79, 80			RK73FB2A103J	CHIP R 10K	J 1/10W	
R81, 84			RD14NB2E4R7J	RD 4.7	J 1/4W	
R85			RD14NB2E4R7J	RD 4.7	J 1/4W	E1E2Q1
R85			RD14NB2E4R7J	RD 4.7	J 1/4W	K1P1Y1

L : Scandinavia K : USA P : Canada R : Mexico C : China I : Malaysia  
 Y : PX(Far East, Hawaii) T : Europe E : Europe G : Germany V : China(Shanghai)  
 Y : AAFES(Europe) X : Australia Q : Russia H : Korea M : Other Areas Δ indicates safety critical components.

PARTS LIST

\* New Parts

Parts without **Parts No.** are not supplied.

Les articles non mentionnés dans le **Parts No.** ne sont pas fournis.

Teile ohne **Parts No.** werden nicht geliefert.

19

Ref. No	Add-ress	New Parts	Parts No.	Description	Desti-nation	Re-marks
R85			RD14NB2E4R7J	RD 4.7 J 1/4W	M11X1	
R85			RD14NB2E4R7J	RD 4.7 J 1/4W	M2I2V2	
R85			RD14NB2E4R7J	RD 4.7 J 1/4W	M5	
△ R89, 90			RD14NB2E2R2J	RD 2.2 J 1/4W		
R93			RK73FB2A563J	CHIP R 56K J 1/10W	E1E2Q1	
R93			RK73FB2A563J	CHIP R 56K J 1/10W	K1P1Y1	
R93			RK73FB2A563J	CHIP R 56K J 1/10W	M11X1	
R93			RK73FB2A563J	CHIP R 56K J 1/10W	M2I2V2	
R93			RK73FB2A563J	CHIP R 56K J 1/10W	M5	
R95			R92-1866-05	METAL FILM 0.1 2W	E1E2Q1	
R95			R92-1866-05	METAL FILM 0.1 2W	K1P1Y1	
R95			R92-1866-05	METAL FILM 0.1 2W	M11X1	
R95			R92-1866-05	METAL FILM 0.1 2W	M2I2V2	
R97			RK73FB2A332J	CHIP R 3.3K J 1/10W	M5	
R97			RK73FB2A332J	CHIP R 3.3K J 1/10W	E1E2Q1	
R97			RK73FB2A332J	CHIP R 3.3K J 1/10W	K1P1Y1	
R97			RK73FB2A332J	CHIP R 3.3K J 1/10W	M11X1	
R97			RK73FB2A332J	CHIP R 3.3K J 1/10W	M2I2V2	
R97			RK73FB2A332J	CHIP R 3.3K J 1/10W	M5	
R99			RK73FB2A432J	CHIP R 4.3K J 1/10W	E1E2Q1	
R99			RK73FB2A432J	CHIP R 4.3K J 1/10W	K1P1Y1	
R99			RK73FB2A432J	CHIP R 4.3K J 1/10W	M11X1	
R99			RK73FB2A432J	CHIP R 4.3K J 1/10W	M2I2V2	
R100			RS14KB3D101J	FL-PROOF RS 100 J 2W	M5	
R101			RK73FB2A102J	CHIP R 1.0K J 1/10W	E1E2Q1	
R101			RK73FB2A102J	CHIP R 1.0K J 1/10W	K1P1Y1	
R101			RK73FB2A102J	CHIP R 1.0K J 1/10W	M11X1	
R101			RK73FB2A102J	CHIP R 1.0K J 1/10W	M2I2V2	
R101			RK73FB2A102J	CHIP R 1.0K J 1/10W	M5	
R102			RS14KB3D101J	FL-PROOF RS 100 J 2W	E1E2Q1	
R105			RS14KB3D4R7J	FL-PROOF RS 4.7 J 2W		
R105			RS14KB3D4R7J	FL-PROOF RS 4.7 J 2W	K1P1Y1	
R105			RS14KB3D4R7J	FL-PROOF RS 4.7 J 2W	M11X1	
R105			RS14KB3D4R7J	FL-PROOF RS 4.7 J 2W	M2I2V2	
R105			RS14KB3D4R7J	FL-PROOF RS 4.7 J 2W	M5	
R107			RK73FB2A103J	CHIP R 10K J 1/10W	E1E2Q1	
R107			RK73FB2A103J	CHIP R 10K J 1/10W	K1P1Y1	
R107			RK73FB2A103J	CHIP R 10K J 1/10W	M11X1	
R107			RK73FB2A103J	CHIP R 10K J 1/10W	M2I2V2	
R107			RK73FB2A103J	CHIP R 10K J 1/10W	M5	
R110			RS14KB3D101J	FL-PROOF RS 100 J 2W		
R113, 114			RK73FB2A223J	CHIP R 22K J 1/10W		
R115, 116			RD14NB2E103J	RD 10K J 1/4W		
R119, 120			RD14NB2E2R2J	RD 2.2 J 1/4W	E1E2Q1	
△ R119, 120			RD14NB2E2R2J	RD 2.2 J 1/4W	K1P1Y1	
R119, 120			RD14NB2E2R2J	RD 2.2 J 1/4W	M11X1	
R119, 120			RD14NB2E2R2J	RD 2.2 J 1/4W	M2I2V2	
R119, 120			RD14NB2E2R2J	RD 2.2 J 1/4W	M5	
R121			RK73FB2A333J	CHIP R 33K J 1/10W		
R124, 125			RK73FB2A392J	CHIP R 3.9K J 1/10W	E1E2Q1	
R124, 125			RK73FB2A392J	CHIP R 3.9K J 1/10W	K1P1Y1	
R124, 125			RK73FB2A392J	CHIP R 3.9K J 1/10W	M11X1	
R124, 125			RK73FB2A392J	CHIP R 3.9K J 1/10W	M2I2V2	
R124, 125			RK73FB2A392J	CHIP R 3.9K J 1/10W	M5	

L : Scandinavia K : USA P : Canada R : Mexico C : China I : Malaysia

Y : PX(Far East, Hawaii) T : Europe E : Europe G : Germany V : China(Shanghai)

Y : AAFES(Europe) X : Australia Q : Russia H : Korea M : Other Areas △ indicates safety critical components.

\* New Parts

Parts without **Parts No.** are not supplied.

Les articles non mentionnés dans le **Parts No.** ne sont pas fournis.

Teile ohne **Parts No.** werden nicht geliefert.

20

Ref. No	Add-ress	New Parts	Parts No.	Description	Desti-nation	Re-marks
R129, 130			RK73FB2A472J	CHIP R 4.7K J 1/10W		
△ R135			RS14KB3A271J	FL-PROOF RS 270 J 1W		
R136			RK73FB2A431J	CHIP R 430 J 1/10W		
R137			RK73FB2A101J	CHIP R 100 J 1/10W		
R138			RD14NB2E101J	RD 100 J 1/4W		
R139			RK73FB2A621J	CHIP R 620 J 1/10W	K2P2X2	
R139			RK73FB2A621J	CHIP R 620 J 1/10W	Q2E3	
R140, 141			RK73FB2A123J	CHIP R 12K J 1/10W	K2P2X2	
R140, 141			RK73FB2A123J	CHIP R 12K J 1/10W	Q2E3	
R142			RK73FB2C123J	CHIP R 12K J 1/6W	K2P2X2	
R142			RK73FB2C123J	CHIP R 12K J 1/6W	Q2E3	
R143, 144			RS14KB3A101J	FL-PROOF RS 100 J 1W	K2P2X2	
R143, 144			RS14KB3A101J	FL-PROOF RS 100 J 1W	Q2E3	
R145, 146			RK73FB2A103J	CHIP R 10K J 1/10W	E1E2Q1	
R145, 146			RK73FB2A103J	CHIP R 10K J 1/10W	K1P1Y1	
R145, 146			RK73FB2A103J	CHIP R 10K J 1/10W	M11X1	
△ R145, 146			RK73FB2A103J	CHIP R 10K J 1/10W	M2I2V2	
R147, 148			RS14KB3D2R7J	FL-PROOF RS 2.7 J 2W		
R152-154			RK73FB2A102J	CHIP R 1.0K J 1/10W		
R156			RK73FB2A102J	CHIP R 1.0K J 1/10W		
R158			RK73FB2A243J	CHIP R 24K J 1/10W		
R159			RK73FB2A334J	CHIP R 330K J 1/10W		
R160			RK73FB2A473J	CHIP R 47K J 1/10W		
R161			RK73FB2A153J	CHIP R 15K J 1/10W		
R162			RK73FB2A752J	CHIP R 7.5K J 1/10W		
R163			RK73FB2A473J	CHIP R 47K J 1/10W		
R164			RK73FB2A153J	CHIP R 15K J 1/10W		
R165			RK73FB2A752J	CHIP R 7.5K J 1/10W		
R166			RK73FB2A475J	CHIP R 4.7M J 1/10W		
R167			RK73FB2A104J	CHIP R 100K J 1/10W		
W69			R92-0670-05	CHIP R 0 OHM		
K1, 2			S76-0076-05	MAGNETIC RELAY		
K3			S76-0078-05	MAGNETIC RELAY	E1E2Q1	
K3			S76-0078-05	MAGNETIC RELAY	K1P1Y1	
K3			S76-0078-05	MAGNETIC RELAY	M11X1	
K3			S76-0078-05	MAGNETIC RELAY	M2I2V2	
K3			S76-0078-05	MAGNETIC RELAY	M5	
K4			S76-0076-05	MAGNETIC RELAY		
D1, 2			HZS8.2N(B2)	ZENER DIODE	E1E2Q1	
D1, 2			HZS8.2N(B2)	ZENER DIODE	K1P1Y1	
D1, 2			HZS8.2N(B2)	ZENER DIODE	M11X1	
D1, 2			HZS8.2N(B2)	ZENER DIODE	M2I2V2	
D1, 2			HZS8.2N(B2)	ZENER DIODE	M5	
D1, 2			MTZJ8.2(B)	ZENER DIODE	E1E2Q1	
D1, 2			MTZJ8.2(B)	ZENER DIODE	K1P1Y1	
D1, 2			MTZJ8.2(B)	ZENER DIODE	M11X1	
D1, 2			MTZJ8.2(B)	ZENER DIODE	M2I2V2	
D1, 2			MTZJ8.2(B)	ZENER DIODE	M5	
D4, 5			HZS8.2N(B2)	ZENER DIODE	E1E2Q1	
D4, 5			HZS8.2N(B2)	ZENER DIODE	K1P1Y1	
D4, 5			HZS8.2N(B2)	ZENER DIODE	M11X1	
D4, 5			HZS8.2N(B2)	ZENER DIODE	M2I2V2	
D4, 5			HZS8.2N(B2)	ZENER DIODE	M5	

L : Scandinavia K : USA P : Canada R : Mexico C : China I : Malaysia

Y : PX(Far East, Hawaii) T : Europe E : Europe G : Germany V : China(Shanghai)

Y : AAFES(Europe) X : Australia Q : Russia H : Korea M : Other Areas △ indicates safety critical components.

PARTS LIST

RXD-951/A700/A900/V616/V818/V919



\* New Parts

Parts without **Parts No.** are not supplied.  
Les articles non mentionnés dans le **Parts No.** ne sont pas fournis.  
Teile ohne **Parts No.** werden nicht geliefert.



Ref. No	Add-ress	New Parts	Parts No.	Description	Desti-nation	Re-marks
C7			CE04LW1H100M	ELECTRO 10UF 50WV	M111X1	
C7			CE04LW1H100M	ELECTRO 10UF 50WV	M2M3I2	
C7			CE04LW1H100M	ELECTRO 10UF 50WV	M5	
C7			CF92FV1H224J	MF-C 0.22UF J	K2P2X2	
C7			CF92FV1H224J	MF-C 0.22UF J	M4I4V4	
C7			CF92FV1H224J	MF-C 0.22UF J	Q2E3	
C8			CE04LW1E222M	ELECTRO 2200UF 25WV	V2V3V4	
C8			C90-3667-05	ALUMINIUM ELECTROLYTIC C.	I2I2I4	
C8			C90-3667-05	ALUMINIUM ELECTROLYTIC C.	M2M3M4	
C9			CE04LW1H2R2M	ELECTRO 2.2UF 50WV	E1E2Q1	
C9			CE04LW1H2R2M	ELECTRO 2.2UF 50WV	I3V2V3	
C9			CE04LW1H2R2M	ELECTRO 2.2UF 50WV	K1P1Y1	
C9			CE04LW1H2R2M	ELECTRO 2.2UF 50WV	M111X1	
C9			CE04LW1H2R2M	ELECTRO 2.2UF 50WV	M2M3I2	
C9			CE04LW1H2R2M	ELECTRO 2.2UF 50WV	M5	
C10			CE04LW1C100M	ELECTRO 10UF 16WV	V2V3V4	
C10			C90-3684-05	ALUMINIUM ELECTROLYTIC C.	I2I3I4	
C10			C90-3684-05	ALUMINIUM ELECTROLYTIC C.	M2M3M4	
C11, 12			CE04LW1C100M	ELECTRO 10UF 16WV		
C13-16			CC45FSL1H101J	CERAMIC 100PF J		
C17, 18			CE04LW1C100M	ELECTRO 10UF 16WV		
C19			CE04LW1E221M	ELECTRO 220UF 25WV	V2V3V4	
C19			C90-3663-05	ALUMINIUM ELECTROLYTIC C.	I2I3I4	
C19			C90-3663-05	ALUMINIUM ELECTROLYTIC C.	M2M3M4	
C21, 22			CF92FV1H104J	MF-C 0.10UF J		
C23			CE04LW1C221M	ELECTRO 220UF 16WV	V2V3V4	
C23			C90-3651-05	ELECTRO 220UF 16WV	E1E2Q1	
C23			C90-3651-05	ELECTRO 220UF 16WV	E3Q2M5	
C23			C90-3651-05	ELECTRO 220UF 16WV	I2I3I4	
C23			C90-3651-05	ELECTRO 220UF 16WV	K1P1Y1	
C23			C90-3651-05	ELECTRO 220UF 16WV	K2P2X2	
C23			C90-3651-05	ELECTRO 220UF 16WV	M111X1	
C23			C90-3651-05	ELECTRO 220UF 16WV	M2M3M4	
C24, 25			CF92FV1H104J	MF-C 0.10UF J		
C26			CE04LW1C221M	ELECTRO 220UF 16WV	V2V3V4	
C26			C90-3651-05	ELECTRO 220UF 16WV	E1E2Q1	
C26			C90-3651-05	ELECTRO 220UF 16WV	E3Q2M5	
C26			C90-3651-05	ELECTRO 220UF 16WV	I2I3I4	
C26			C90-3651-05	ELECTRO 220UF 16WV	K1P1Y1	
C26			C90-3651-05	ELECTRO 220UF 16WV	K2P2X2	
C26			C90-3651-05	ELECTRO 220UF 16WV	M111X1	
C26			C90-3651-05	ELECTRO 220UF 16WV	M2M3M4	
C27			CE04LW1C101M	ELECTRO 100UF 16WV		
C28			CE04LW1C100M	ELECTRO 10UF 16WV		
C29			CF92FV1H394J	MF-C 0.39UF J	E1E2Q1	
C29			CF92FV1H394J	MF-C 0.39UF J	I3V2V3	
C29			CF92FV1H394J	MF-C 0.39UF J	K1P1Y1	
C29			CF92FV1H394J	MF-C 0.39UF J	M111X1	
C29			CF92FV1H394J	MF-C 0.39UF J	M2M3I2	
C29			CF92FV1H394J	MF-C 0.39UF J	M5	
C30			CQ93FMG1H333J	MYLAR 0.033UF J	E1E2Q1	
C30			CQ93FMG1H333J	MYLAR 0.033UF J	I3V2V3	
C30			CQ93FMG1H333J	MYLAR 0.033UF J	K1P1Y1	
C30			CQ93FMG1H333J	MYLAR 0.033UF J	M111X1	
C30			CQ93FMG1H333J	MYLAR 0.033UF J	M2M3I2	

L : Scandinavia    K : USA    P : Canada    R : Mexico    C : China    I : Malaysia  
 Y : PX(Far East, Hawaii)    T : Europe    E : Europe    G : Germany    V : China(Shanghai)  
 Y : AAFES(Europe)    X : Australia    Q : Russia    H : Korea    M : Other Areas    Δ indicates safety critical components.

\* New Parts

Parts without **Parts No.** are not supplied.  
Les articles non mentionnés dans le **Parts No.** ne sont pas fournis.  
Teile ohne **Parts No.** werden nicht geliefert.



Ref. No	Add-ress	New Parts	Parts No.	Description	Desti-nation	Re-marks
C30			CQ93FMG1H333J	MYLAR 0.033UF J	M5	
C31			CE04LW1A101M	ELECTRO 100UF 10WV		
C32-34			CE04LW1C100M	ELECTRO 10UF 16WV		
C35, 36			CE04LW1H2R2M	ELECTRO 2.2UF 50WV		
C37, 38			CE04LW1HR47M	ELECTRO 0.47UF 50WV		
C39			CK45FF1H472Z	CERAMIC 4700PF Z		
C40			CE04LW1HR47M	ELECTRO 0.47UF 50WV		
C41			CK45FF1H103Z	CERAMIC 0.010UF Z		
C42			CE04LW1V4R7M	ELECTRO 4.7UF 35WV		
C43, 44			CE04LW1H3R3M	ELECTRO 3.3UF 50WV		
C45, 46			CQ93FMG1H104J	MYLAR 0.10UF J	E1E2Q1	
C45, 46			CQ93FMG1H104J	MYLAR 0.10UF J	I3V2V3	
C45, 46			CQ93FMG1H104J	MYLAR 0.10UF J	K1P1Y1	
C45, 46			CQ93FMG1H104J	MYLAR 0.10UF J	M111X1	
C45, 46			CQ93FMG1H104J	MYLAR 0.10UF J	M2M3I2	
C45, 46			CQ93FMG1H104J	MYLAR 0.10UF J	M5	
C45, 46			CQ93FMG1H563J	MYLAR 0.056UF J	K2P2X2	
C45, 46			CQ93FMG1H563J	MYLAR 0.056UF J	M4I4V4	
C45, 46			CQ93FMG1H563J	MYLAR 0.056UF J	Q2E3	
C47, 48			CE04LW1HR33M	ELECTRO 0.33UF 50WV		
C49, 50			CQ93FMG1H153J	MYLAR 0.015UF J		
C51, 52			CE04LW1H2R2M	ELECTRO 2.2UF 50WV		
C53, 54			CQ93FMG1H682J	MYLAR 6800PF J		
C55, 56			CQ93FMG1H153J	MYLAR 0.015UF J		
C57, 58			CQ93FMG1H102J	MYLAR 1000PF J	K2P2X2	
C57, 58			CQ93FMG1H102J	MYLAR 1000PF J	M4I4V4	
C57, 58			CQ93FMG1H102J	MYLAR 1000PF J	Q2E3	
C57, 58			CQ93FMG1H332J	MYLAR 3300PF J	E1E2Q1	
C57, 58			CQ93FMG1H332J	MYLAR 3300PF J	I3V2V3	
C57, 58			CQ93FMG1H332J	MYLAR 3300PF J	K1P1Y1	
C57, 58			CQ93FMG1H332J	MYLAR 3300PF J	M111X1	
C57, 58			CQ93FMG1H332J	MYLAR 3300PF J	M2M3I2	
C57, 58			CQ93FMG1H332J	MYLAR 3300PF J	M5	
C59			CE04LW1H3R3M	ELECTRO 3.3UF 50WV	E1E2Q1	
C59			CE04LW1H3R3M	ELECTRO 3.3UF 50WV	I3V2V3	
C59			CE04LW1H3R3M	ELECTRO 3.3UF 50WV	K1P1Y1	
C59			CE04LW1H3R3M	ELECTRO 3.3UF 50WV	M111X1	
C59			CE04LW1H3R3M	ELECTRO 3.3UF 50WV	M2M3I2	
C59			CE04LW1H3R3M	ELECTRO 3.3UF 50WV	M5	
C61			CE04LW1H3R3M	ELECTRO 3.3UF 50WV	E1E2Q1	
C61			CE04LW1H3R3M	ELECTRO 3.3UF 50WV	I3V2V3	
C61			CE04LW1H3R3M	ELECTRO 3.3UF 50WV	K1P1Y1	
C61			CE04LW1H3R3M	ELECTRO 3.3UF 50WV	M111X1	
C61			CE04LW1H3R3M	ELECTRO 3.3UF 50WV	M2M3I2	
C61			CE04LW1H3R3M	ELECTRO 3.3UF 50WV	M5	
C63-68			CE04LW1H3R3M	ELECTRO 3.3UF 50WV		
C69			CC45FSL1H221J	CERAMIC 220PF J		
C70			CE04HW1HR22M	NP-ELEC 0.22UF 50WV	E1E2Q1	
C70			CE04HW1HR22M	NP-ELEC 0.22UF 50WV	I3V2V3	
C70			CE04HW1HR22M	NP-ELEC 0.22UF 50WV	K1P1Y1	
C70			CE04HW1HR22M	NP-ELEC 0.22UF 50WV		
C70			CE04HW1HR22M	NP-ELEC 0.22UF 50WV		
C70			CE04HW1HR22M	NP-ELEC 0.22UF 50WV		
C71, 72			CE04LW1C100M	ELECTRO 10UF 16WV	M111X1	
C73, 74			CC45FSL1H101J	CERAMIC 100PF J	E1E2Q1	

L : Scandinavia    K : USA    P : Canada    R : Mexico    C : China    I : Malaysia  
 Y : PX(Far East, Hawaii)    T : Europe    E : Europe    G : Germany    V : China(Shanghai)  
 Y : AAFES(Europe)    X : Australia    Q : Russia    H : Korea    M : Other Areas    Δ indicates safety critical components.

PARTS LIST

RXD-951/A700/A900/V616/V818/V919

\* New Parts

Parts without **Parts No.** are not supplied.Les articles non mentionnés dans le **Parts No.** ne sont pas fournis.Teile ohne **Parts No.** werden nicht geliefert.

25

Ref. No	Add-ress	New Parts	Parts No.	Description	Desti-nation	Re-marks
C73, 74			CC45FSL1H101J	CERAMIC 100PF J	Q2E3	
C77, 78			CE04LW1C100M	ELECTRO 10UF 16WV		
C79			CK45FB1H102K	CERAMIC 1000PF K	I4V3V4	
C79			CK45FB1H102K	CERAMIC 1000PF K	M4M3I3	
C80			CK45FF1H103Z	CERAMIC 0.010UF Z	I4V3V4	
C80			CK45FF1H103Z	CERAMIC 0.010UF Z	M3M4I3	
C81			CE04LW1J101M	ELECTRO 100UF 63WV	K2P2X2	
C81			CE04LW1J101M	ELECTRO 100UF 63WV	M4I4V4	
C81			CE04LW1J101M	ELECTRO 100UF 63WV	Q2E3	
C81			CE04LW2A101M	ELECTRO 100UF 100WV	E1E2Q1	
C81			CE04LW2A101M	ELECTRO 100UF 100WV	I3V2V3	
C81			CE04LW2A101M	ELECTRO 100UF 100WV	K1P1Y1	
C81			CE04LW2A101M	ELECTRO 100UF 100WV	M111X1	
C81			CE04LW2A101M	ELECTRO 100UF 100WV	M2M3I2	
C81			CE04LW2A101M	ELECTRO 100UF 100WV	M5	
C82, 83			CE04LW1V470M	ELECTRO 47UF 35WV		
C88, 89			CE04LW1V222M	ELECTRO 2200UF 35WV	E3Q2	
C88, 89			CE04LW1V222M	ELECTRO 2200UF 35WV	K2P2X2	
C88, 89			CE04LW1V222M	ELECTRO 2200UF 35WV	M4I4V4	
C88, 89			C90-3790-05	ELECTRO 4700UF 35WV	E1E2Q1	
C88, 89			C90-3790-05	ELECTRO 4700UF 35WV	I3V2V3	
C88, 89			C90-3790-05	ELECTRO 4700UF 35WV	K1P1Y1	
C88, 89			C90-3790-05	ELECTRO 4700UF 35WV	M111X1	
C88, 89			C90-3790-05	ELECTRO 4700UF 35WV	M2M3I2	
C88, 89			C90-3790-05	ELECTRO 4700UF 35WV	M5	
C90, 91			C90-3789-05	ELECTRO 4700UF 75WV	E1E2Q1	
C90, 91			C90-3789-05	ELECTRO 4700UF 75WV	I3V2V3	
C90, 91			C90-3789-05	ELECTRO 4700UF 75WV	K1P1Y1	
C90, 91			C90-3789-05	ELECTRO 4700UF 75WV	M111X1	
C90, 91			C90-3789-05	ELECTRO 4700UF 75WV	M2M3I2	
C90, 91			C90-3789-05	ELECTRO 4700UF 75WV	M5	
C90, 91			C90-3791-05	ELECTRO 4700UF 63WV	E3Q2	
C90, 91			C90-3791-05	ELECTRO 4700UF 63WV	K2P2X2	
C90, 91			C90-3791-05	ELECTRO 4700UF 63WV	M4I4V4	
C94			CE04LW1C221M	ELECTRO 220UF 16WV	V2V3V4	
C94			C90-3651-05	ELECTRO 220UF 16WV	E1E2Q1	
C94			C90-3651-05	ELECTRO 220UF 16WV	E3Q2M5	
C94			C90-3651-05	ELECTRO 220UF 16WV	I2I3I4	
C94			C90-3651-05	ELECTRO 220UF 16WV	K1P1Y1	
C94			C90-3651-05	ELECTRO 220UF 16WV	K2P2X2	
C94			C90-3651-05	ELECTRO 220UF 16WV	M111X1	
C94			C90-3651-05	ELECTRO 220UF 16WV	M2M3M4	
C95			CE04LW1V4R7M	ELECTRO 4.7UF 35WV	V2V3V4	
C95			C90-3715-05	ELECTRO 4.7UF 35WV	E1E2Q1	
C95			C90-3715-05	ELECTRO 4.7UF 35WV	E3Q2M5	
C95			C90-3715-05	ELECTRO 4.7UF 35WV	I2I3I4	
C95			C90-3715-05	ELECTRO 4.7UF 35WV	K1P1Y1	
C95			C90-3715-05	ELECTRO 4.7UF 35WV	K2P2X2	
C95			C90-3715-05	ELECTRO 4.7UF 35WV	M111X1	
C95			C90-3715-05	ELECTRO 4.7UF 35WV	M2M3M4	
C96			CE04LW1A470M	ELECTRO 47UF 10WV	V2V3V4	
C96			C90-3714-05	ALUMINIUM ELECTROLYTIC C.	E1E2Q1	
C96			C90-3714-05	ALUMINIUM ELECTROLYTIC C.	E3Q2M5	
C96			C90-3714-05	ALUMINIUM ELECTROLYTIC C.	I2I3I4	
C96			C90-3714-05	ALUMINIUM ELECTROLYTIC C.	K1P1Y1	

L : Scandinavia

K : USA

P : Canada

R : Mexico

C : China

I : Malaysia

Y : PX(Far East, Hawaii)

T : Europe

E : Europe

G : Germany

V : China(Shanghai)

Y : AAFES(Europe)

X : Australia

Q : Russia

H : Korea

M : Other Areas

▲ indicates safety critical components.

\* New Parts

Parts without **Parts No.** are not supplied.Les articles non mentionnés dans le **Parts No.** ne sont pas fournis.Teile ohne **Parts No.** werden nicht geliefert.

26

Ref. No	Add-ress	New Parts	Parts No.	Description	Desti-nation	Re-marks
C96			C90-3714-05	ALUMINIUM ELECTROLYTIC C.	K2P2X2	
C96			C90-3714-05	ALUMINIUM ELECTROLYTIC C.	M111X1	
C96			C90-3714-05	ALUMINIUM ELECTROLYTIC C.	M2M3M4	
C97			CE04LW1V4R7M	ELECTRO 4.7UF 35WV	V2V3V4	
C97			C90-3715-05	ELECTRO 4.7UF 35WV	E1E2Q1	
C97			C90-3715-05	ELECTRO 4.7UF 35WV	E3Q2M5	
C97			C90-3715-05	ELECTRO 4.7UF 35WV	I2I3I4	
C97			C90-3715-05	ELECTRO 4.7UF 35WV	K1P1Y1	
C97			C90-3715-05	ELECTRO 4.7UF 35WV	K2P2X2	
C97			C90-3715-05	ELECTRO 4.7UF 35WV	M111X1	
C97			C90-3715-05	ELECTRO 4.7UF 35WV	M2M3M4	
C97			C90-3715-05	ELECTRO 4.7UF 35WV	M5	
C97			C90-3715-05	ELECTRO 4.7UF 35WV	M2M3M4	
C98			CE04LW1C470M	ELECTRO 47UF 16WV	V2V3V4	
C98			C90-3649-05	ELECTRO 47UF 16WV	E1E2Q1	
C98			C90-3649-05	ELECTRO 47UF 16WV	E3Q2M5	
C98			C90-3649-05	ELECTRO 47UF 16WV	I2I3I4	
C98			C90-3649-05	ELECTRO 47UF 16WV	K1P1Y1	
C98			C90-3649-05	ELECTRO 47UF 16WV	K2P2X2	
C98			C90-3649-05	ELECTRO 47UF 16WV	M111X1	
C98			C90-3649-05	ELECTRO 47UF 16WV	M2M3M4	
C98			C90-3649-05	ELECTRO 47UF 16WV	M5	
C100			CK45FF1H103Z	CERAMIC 0.010UF Z		
C101			CE04LW1V4R7M	ELECTRO 4.7UF 35WV	V2V3V4	
C101			C90-3715-05	ELECTRO 4.7UF 35WV	E1E2Q1	
C101			C90-3715-05	ELECTRO 4.7UF 35WV	E3Q2M5	
C101			C90-3715-05	ELECTRO 4.7UF 35WV	I2I3I4	
C101			C90-3715-05	ELECTRO 4.7UF 35WV	K1P1Y1	
C101			C90-3715-05	ELECTRO 4.7UF 35WV	K2P2X2	
C101			C90-3715-05	ELECTRO 4.7UF 35WV	M111X1	
C101			C90-3715-05	ELECTRO 4.7UF 35WV	M2M3M4	
C101			C90-3715-05	ELECTRO 4.7UF 35WV	M5	
C102			CE04LW1A221M	ELECTRO 220UF 10WV	V2V3V4	
C102			C90-3644-05	ELECTRO 220UF 10WV	E1E2Q1	
C102			C90-3644-05	ELECTRO 220UF 10WV	E3Q2M5	
C102			C90-3644-05	ELECTRO 220UF 10WV	I2I3I4	
C102			C90-3644-05	ELECTRO 220UF 10WV	K1P1Y1	
C102			C90-3644-05	ELECTRO 220UF 10WV	K2P2X2	
C102			C90-3644-05	ELECTRO 220UF 10WV	M111X1	
C102			C90-3644-05	ELECTRO 220UF 10WV	M2M3M4	
C103			CE04LW1C220M	ELECTRO 22UF 16WV		
C104			CE04LW1H010M	ELECTRO 1.0UF 50WV		
C106			CE04LW1V4R7M	ELECTRO 4.7UF 35WV	V2V3V4	
C106			C90-3715-05	ELECTRO 4.7UF 35WV	E1E2Q1	
C106			C90-3715-05	ELECTRO 4.7UF 35WV	E3Q2M5	
C106			C90-3715-05	ELECTRO 4.7UF 35WV	I2I3I4	
C106			C90-3715-05	ELECTRO 4.7UF 35WV	K1P1Y1	
C106			C90-3715-05	ELECTRO 4.7UF 35WV	K2P2X2	
C106			C90-3715-05	ELECTRO 4.7UF 35WV	M111X1	
C106			C90-3715-05	ELECTRO 4.7UF 35WV	M2M3M4	
C108, 109			CF92FV1H104J	MF-C 0.10UF J		
C110			CE04LW1C470M	ELECTRO 47UF 16WV	V2V3V4	
C110			C90-3649-05	ELECTRO 47UF 16WV	E1E2Q1	
C110			C90-3649-05	ELECTRO 47UF 16WV	E3Q2M5	
C110			C90-3649-05	ELECTRO 47UF 16WV	I2I3I4	
C110			C90-3649-05	ELECTRO 47UF 16WV	K1P1Y1	
C110			C90-3649-05	ELECTRO 47UF 16WV	K2P2X2	
C110			C90-3649-05	ELECTRO 47UF 16WV	M111X1	

L : Scandinavia

K : USA

P : Canada

R : Mexico

C : China

I : Malaysia

Y : PX(Far East, Hawaii)

T : Europe

E : Europe

G : Germany

V : China(Shanghai)

Y : AAFES(Europe)

X : Australia

Q : Russia

H : Korea

M : Other Areas

▲ indicates safety critical components.

## PARTS LIST

RXD-951/A700/A900/N616/N818/N919

\* New Parts

Parts without **Parts No.** are not supplied.  
Les articles non mentionnés dans le **Parts No.** ne sont pas fournis.  
Teile ohne **Parts No.** werden nicht geliefert.

27

Ref. No	Add-ress	New Parts	Parts No.	Description	Desti-nation	Re-marks
C110			C90-3649-05	ELECTRO 47UF 16WV	M2M3M4	
C111, 112			CE04LW1H010M	ELECTRO 1.0UF 50WV		
C113			CE04LW0J471M	ELECTRO 470UF 6.3WV	V2V3V4	
C113			C90-3640-05	ALUMINIUM ELECTROLYTIC C.	E1E2Q1	
C113			C90-3640-05	ALUMINIUM ELECTROLYTIC C.	E3Q2M5	
C113			C90-3640-05	ALUMINIUM ELECTROLYTIC C.	I2I3I4	
C113			C90-3640-05	ALUMINIUM ELECTROLYTIC C.	K1P1Y1	
C113			C90-3640-05	ALUMINIUM ELECTROLYTIC C.	K2P2X2	
C113			C90-3640-05	ALUMINIUM ELECTROLYTIC C.	M11X1	
C113			C90-3640-05	ALUMINIUM ELECTROLYTIC C.	M2M3M4	
C114			CC45FSL1H101J	CERAMIC 100PF J		
C119, 120			CE04LW1C100M	ELECTRO 10UF 16WV		
C125, 126			CE04LW1V4R7M	ELECTRO 4.7UF 35WV	V2V3V4	
C125, 126			C90-3715-05	ELECTRO 4.7UF 35WV	E1E2Q1	
C125, 126			C90-3715-05	ELECTRO 4.7UF 35WV	E3Q2M5	
C125, 126			C90-3715-05	ELECTRO 4.7UF 35WV	I2I3I4	
C125, 126			C90-3715-05	ELECTRO 4.7UF 35WV	K1P1Y1	
C125, 126			C90-3715-05	ELECTRO 4.7UF 35WV	K2P2X2	
C125, 126			C90-3715-05	ELECTRO 4.7UF 35WV	M11X1	
C125, 126			C90-3715-05	ELECTRO 4.7UF 35WV	M2M3M4	
C128-130			CE04LW1H0R1M	ELECTRO 0.1UF 50WV	V2V3V4	
C128-130			C90-3717-05	ALUMINIUM ELECTROLYTIC C.	E1E2Q1	
C128-130			C90-3717-05	ALUMINIUM ELECTROLYTIC C.	E3Q2M5	
C128-130			C90-3717-05	ALUMINIUM ELECTROLYTIC C.	I2I3I4	
C128-130			C90-3717-05	ALUMINIUM ELECTROLYTIC C.	K1P1Y1	
C128-130			C90-3717-05	ALUMINIUM ELECTROLYTIC C.	K2P2X2	
C128-130			C90-3717-05	ALUMINIUM ELECTROLYTIC C.	M11X1	
C128-130			C90-3717-05	ALUMINIUM ELECTROLYTIC C.	M2M3M4	
C131			CE04LW1C100M	ELECTRO 10UF 16WV	V2V3V4	
C131			C90-3658-05	ELECTRO 10UF 16WV	E1E2Q1	
C131			C90-3658-05	ELECTRO 10UF 16WV	E3Q2M5	
C131			C90-3658-05	ELECTRO 10UF 16WV	I2I3I4	
C131			C90-3658-05	ELECTRO 10UF 16WV	K1P1Y1	
C131			C90-3658-05	ELECTRO 10UF 16WV	K2P2X2	
C131			C90-3658-05	ELECTRO 10UF 16WV	M11X1	
C131			C90-3658-05	ELECTRO 10UF 16WV	M2M3M4	
C139, 140			CE04LW1C100M	ELECTRO 10UF 16WV		
C141			C90-3715-05	ELECTRO 4.7UF 35WV	E1E2Q1	
C141			C90-3715-05	ELECTRO 4.7UF 35WV	Q2E3	
C142			CC45FSL1H331J	CERAMIC 330PF J	E1E2Q1	
C142			CC45FSL1H331J	CERAMIC 330PF J	Q2E3	
C143			CK45FB1H561K	CERAMIC 560PF K	E1E2Q1	
C143			CK45FB1H561K	CERAMIC 560PF K	Q2E3	
C144			CC45FCH1H470J	CERAMIC 47PF J	E1E2Q1	
C144			CC45FCH1H470J	CERAMIC 47PF J	Q2E3	
C145			CC45FCH1H220J	CERAMIC 22PF J	E1E2Q1	
C145			CC45FCH1H220J	CERAMIC 22PF J	Q2E3	
C146			CK45FF1H103Z	CERAMIC 0.010UF Z	E1E2Q1	
C146			CK45FF1H103Z	CERAMIC 0.010UF Z	Q2E3	
C147			C90-3714-05	ALUMINIUM ELECTROLYTIC C.	E1E2Q1	
C147			C90-3714-05	ALUMINIUM ELECTROLYTIC C.	Q2E3	
C148, 149			CK45FF1H103Z	CERAMIC 0.010UF Z	E1E2Q1	
C148, 149			CK45FF1H103Z	CERAMIC 0.010UF Z	Q2E3	
C151, 152			CC45FSL1H180J	CERAMIC 18PF J		
C153			CE04LW1C470M	ELECTRO 47UF 16WV		

L : Scandinavia K : USA P : Canada R : Mexico C : China I : Malaysia  
Y : PX(Far East, Hawaii) T : Europe E : Europe G : Germany V : China(Shanghai)  
Y : AAFES(Europe) X : Australia Q : Russia H : Korea M : Other Areas  $\Delta$  indicates safety critical components.

\* New Parts

Parts without **Parts No.** are not supplied.  
Les articles non mentionnés dans le **Parts No.** ne sont pas fournis.  
Teile ohne **Parts No.** werden nicht geliefert.

28

Ref. No	Add-ress	New Parts	Parts No.	Description	Desti-nation	Re-marks
C154			CE04LW1V100M	ELECTRO 10UF 35WV		
C155			CE04LW1V330M	ELECTRO 33UF 35WV		
C159, 160			CC45FSL1H220J	CERAMIC 22PF J	E1E2Q1	
C159, 160			CC45FSL1H220J	CERAMIC 22PF J	Q2E3	
C161			C91-0729-05	CERAMIC 22PF J		
C163-166			C91-1567-05	MP-C 0.1UF J		
C497, 498			CK45FB1H102K	CERAMIC 1000PF K	I4V3V4	
C497, 498			CK45FB1H102K	CERAMIC 1000PF K	M3M4I3	
C500			CK45FF1H103Z	CERAMIC 0.010UF Z		
C501, 502			CE04LW1H2R2M	ELECTRO 2.2UF 50WV	M4I4V4	
C501, 502			CQ93FMG1H563J	MYLAR 0.056UF J	M3I3V3	
C503, 504			CC45FSL1H470J	CERAMIC 47PF J	I4V3V4	
C503, 504			CC45FSL1H470J	CERAMIC 47PF J	M3M4I3	
C505			CE04LW1H2R2M	ELECTRO 2.2UF 50WV	M3I3V3	
C506			CE04LW1V220M	ELECTRO 22UF 35WV	M4I4V4	
C507			CC45FSL1H470J	CERAMIC 47PF J	M3I3V3	
C509, 510			CC45FSL1H100D	CERAMIC 10PF D	M3I3V3	
C509, 510			CC45FSL1H100D	CERAMIC 10PF D	M4I4V4	
C511			CC45FSL1H100D	CERAMIC 10PF D	M3I3V3	
C513, 514			CK45FF1H472Z	CERAMIC 4700PF Z	M3I3V3	
C513, 514			CK45FF1H472Z	CERAMIC 4700PF Z	M4I4V4	
C517, 518			CF92FV1H104J	MF-C 0.10UF J	I4V3V4	
C517, 518			CF92FV1H104J	MF-C 0.10UF J	M3M4I3	
C523			CF92FV1H104J	MF-C 0.10UF J	M3I3V3	
C525, 526			CK45FF1H472Z	CERAMIC 4700PF Z	M3I3V3	
C525, 526			CK45FF1H472Z	CERAMIC 4700PF Z	M4I4V4	
C527, 528			CK45FF1H472Z	CERAMIC 4700PF Z	M3I3V3	
C531, 532			CE04LW1A101M	ELECTRO 100UF 10WV	M3I3V3	
C531, 532			CE04LW1A101M	ELECTRO 100UF 10WV	M4I4V4	
C533			CE04LW1A101M	ELECTRO 100UF 10WV	M3I3V3	
C535-538			CE04LW1J100M	ELECTRO 10UF 63WV	M4I4V4	
C535-538			C90-3707-05	ALUMINIUM ELECTROLYTIC C.	M3I3V3	
C539, 540			CE04LW1V470M	ELECTRO 47UF 35WV	M3I3V3	
CN5			E40-3258-05	PIN ASSY		
CN6			E40-3262-05	PIN ASSY	I4V3V4	
CN6			E40-3262-05	PIN ASSY	M3M4I3	
CN7			E40-3247-05	PIN ASSY		
CN8			E40-3248-05	PIN ASSY	I2I3I4	
CN8			E40-3248-05	PIN ASSY	M2M3M4	
CN8			E40-3248-05	PIN ASSY	V2V3V4	
CN10			E40-3262-05	PIN ASSY	I2I3I4	
CN10			E40-3262-05	PIN ASSY	M2M3M4	
CN10			E40-3262-05	PIN ASSY	V2V3V4	
CN11			E40-8053-05	PIN ASSY		
CN12			E40-8286-05	FLAT CABLE CONNECTOR	I2I3I4	
CN12			E40-8286-05	FLAT CABLE CONNECTOR	M11X1	
CN12			E40-8286-05	FLAT CABLE CONNECTOR	M2M3M4	
CN12			E40-8286-05	FLAT CABLE CONNECTOR	V2V3V4	
CN12			E40-8286-05	FLAT CABLE CONNECTOR	Y1M5	
CN12			E40-8286-05	FLAT CABLE CONNECTOR		
CN13			E40-3256-05	PIN ASSY		
CN14			E40-8253-05	FLAT CABLE CONNECTOR		
CN15			E40-3251-05	PIN ASSY		
CN19			E40-8120-05	FLAT CABLE CONNECTOR		

L : Scandinavia K : USA P : Canada R : Mexico C : China I : Malaysia  
Y : PX(Far East, Hawaii) T : Europe E : Europe G : Germany V : China(Shanghai)  
Y : AAFES(Europe) X : Australia Q : Russia H : Korea M : Other Areas  $\Delta$  indicates safety critical components.

PARTS LIST

RXD-951/A700/A900/V616/V818/V919

\* New Parts

Parts without **Parts No.** are not supplied.Les articles non mentionnés dans le **Parts No.** ne sont pas fournis.Teile ohne **Parts No.** werden nicht geliefert.

29

Ref. No	Add-ress	New Parts	Parts No.	Description	Desti-nation	Re-marks
CN20			E40-4724-05	FLAT CABLE CONNECTOR	I2I3I4	
CN20			E40-4724-05	FLAT CABLE CONNECTOR	M2M3M4	
CN20			E40-4724-05	FLAT CABLE CONNECTOR	V2V3V4	
△ CN21			E40-8257-05	FLAT CABLE CONNECTOR		
△ CN22			E40-4632-05	PIN ASSY		
CN24			E40-3256-05	PIN ASSY	I4V3V4	
CN24			E40-3256-05	PIN ASSY	M3M4I3	
J1			E63-1038-05	PHONO JACK(2P)	E3	
J1			E63-1038-05	PHONO JACK(2P)	K1P1K2	
J1			E63-1038-05	PHONO JACK(2P)	P2X2Q2	
J2			E70-0048-05	LOCK TERMINAL BOARD(8P)	M3I3V3	
J2			E70-0057-05	LOCK TERMINAL BOARD(4P)	M4I4	
J2		*	E70-0093-05	LOCK TERMINAL BOARD(8P)	V3	
J2			E70-0094-05	LOCK TERMINAL BOARD(4P)	V4	
J3			E70-0045-05	LOCK TERMINAL BOARD(4P)	I4	
J3			E70-0045-05	LOCK TERMINAL BOARD(4P)	M3M4I3	
J3			E70-0101-05	LOCK TERMINAL BOARD(4P)	V3V4	
J4			E63-0116-05	PHONO JACK(1P)	M4I4	
J4		*	E63-1016-05	PHONO JACK(1P)	V4	
J5			E63-1037-05	PHONO JACK(4P)	I4M5	
J5			E63-1037-05	PHONO JACK(4P)	M4I2I3	
J5			E63-1037-05	PHONO JACK(4P)	Q1M2M3	
J5			E63-1037-05	PHONO JACK(4P)	X1E1E2	
J5			E63-1037-05	PHONO JACK(4P)	Y1M1I1	
-			F20-1405-15	INSULATING SHEET	I4V3V4	
-			F20-1405-15	INSULATING SHEET	M3M4I3	
△ F1			F05-3121-05	FUSE (SEMKO) (250V T3.15AL)	Q2E3	
△ F1			F05-3121-05	FUSE (SEMKO) (250V T3.15AL)	X2M3I3	
△ F1			F05-3121-05	FUSE (SEMKO) (250V T3.15AL)	Y1M1I1	
△ F1			F05-4025-05	FUSE (SEMKO) (250V T4 L)	M5	
△ F1			F05-4025-05	FUSE (SEMKO) (250V T4 L)	Q1M2I2	
△ F1			F05-4025-05	FUSE (SEMKO) (250V T4 L)	X1E1E2	
△ F1			F06-2021-05	FUSE (SEMKO) (250V T2AL)	M4I4	
△ F1			F50-0077-05	FUSE(5X20)	K2P2	
△ F1			F50-0078-05	FUSE(5X20)	K1P1	
△ F1			F50-0079-05	FUSE(5X20)	V4	
△ F1			F50-0111-05	FUSE(5X20)	V3	
△ F1			F50-0112-05	FUSE(5X20)	V2	
△ F2			F05-3121-05	FUSE (SEMKO) (250V T3.15AL)	M3I3	
△ F2			F05-4025-05	FUSE (SEMKO) (250V T4 L)	M2I2	
△ F2			F05-4025-05	FUSE (SEMKO) (250V T4 L)	Y1M1I1	
△ F2			F06-2021-05	FUSE (SEMKO) (250V T2AL)	M4I4	
△ F3			F50-0062-05	FUSE(5X20)	K1P1K2	
△ F3			F50-0062-05	FUSE(5X20)	P2	
-			J61-0307-05	WIRE BAND	E1E2Q1	
-			J61-0307-05	WIRE BAND	E3Q2	
-			J61-0307-05	WIRE BAND	K1P1Y1	
-			J61-0307-05	WIRE BAND	K2P2X2	
-			J61-0307-05	WIRE BAND	M1I1X1	
-			J61-0307-05	WIRE BAND	M2I2M5	
CN1, 2			J13-0075-05	FUSE CLIP	I2I3I4	
CN3, 4			J13-0075-05	FUSE CLIP	M2M3M4	
CN3, 4			J13-0075-05	FUSE CLIP	M5	

L : Scandinavia K : USA P : Canada R : Mexico C : China I : Malaysia

Y : PX(Far East, Hawaii) T : Europe E : Europe G : Germany V : China(Shanghai)

Y : AAFES(Europe) X : Australia Q : Russia H : Korea M : Other Areas △ indicates safety critical components.

\* New Parts

Parts without **Parts No.** are not supplied.Les articles non mentionnés dans le **Parts No.** ne sont pas fournis.Teile ohne **Parts No.** werden nicht geliefert.

30

Ref. No	Add-ress	New Parts	Parts No.	Description	Desti-nation	Re-marks
CN3, 4			J13-0075-05	FUSE CLIP	Y1M1I1	
CN31, 32			J13-0075-05	FUSE CLIP	K1P1K2	
CN31, 32			J13-0075-05	FUSE CLIP	P2	
E21-23			J11-0809-05	WIRE CLAMPER		
E25			J11-0809-05	WIRE CLAMPER	M4I4V4	
E26			J11-0809-05	WIRE CLAMPER		
E27			J11-0809-05	WIRE CLAMPER	I4V3V4	
E27			J11-0809-05	WIRE CLAMPER	M3M4I3	
E30			J11-0809-05	WIRE CLAMPER		
E32			J11-0809-05	WIRE CLAMPER	E1E2Q1	
E32			J11-0809-05	WIRE CLAMPER	K1P1Y1	
E32			J11-0809-05	WIRE CLAMPER	K2P2X2	
E32			J11-0809-05	WIRE CLAMPER	M1I1X1	
E32			J11-0809-05	WIRE CLAMPER	M2I2V2	
L1			L40-1091-17	SMALL FIXED INDUCTOR(1UH)	E1E2Q1	
L1			L40-1091-17	SMALL FIXED INDUCTOR(1UH)	Q2E3	
L2			L40-1001-17	SMALL FIXED INDUCTOR(10UH,K)	E1E2Q1	
L2			L40-1001-17	SMALL FIXED INDUCTOR(10UH,K)	Q2E3	
L3, 4			L39-1373-05	PHASE COMPENSATION COIL	M3I3V3	
L3, 4			L39-1373-05	PHASE COMPENSATION COIL	M4I4V4	
L5			L39-1373-05	PHASE COMPENSATION COIL	M3I3V3	
X1			L78-0605-05	RESONATOR (8.38MHZ)		
X2			L77-2173-05	CRYSTAL RESONATOR(32.768KHZ)		
X3			L77-2002-05	CRYSTAL RESONATOR(4.332MHZ)	E1E2Q1	
X3			L77-2002-05	CRYSTAL RESONATOR(4.332MHZ)	Q2E3	
△ R3			RD14NB2E680J	RD 68 J 1/4W		
△ R45			RD14NB2E1R0J	RD 1 J 1/4W		
△ R46			RD14NB2E472J	RD 4.7K J 1/4W		
△ R48			RD14NB2E8R2J	RD 8.2 J 1/4W		
R56			RD14NB2E332J	RD 3.3K J 1/4W		
R63			RD14NB2E102J	RD 1.0K J 1/4W	I4V3V4	
R63			RD14NB2E102J	RD 1.0K J 1/4W	M3M4I3	
△ R75			RD14NB2E100J	RD 10 J 1/4W		
R80			RS14KB3A222J	FL-PROOF RS 2.2K J 1W		
R96			RS14KB3D332J	FL-PROOF RS 3.3K J 2W		
R112			RD14NB2E390J	RD 39 J 1/4W		
R113			RS14KB3D5R6J	FL-PROOF RS 5.6 J 2W	I2I3I4	
R113			RS14KB3D5R6J	FL-PROOF RS 5.6 J 2W	M2M3M4	
R113			RS14KB3D5R6J	FL-PROOF RS 5.6 J 2W	V2V3V4	
△ R118, 119			RD14NB2E1R0J	RD 1 J 1/4W		
△ R129, 130			RD14NB2E1R0J	RD 1 J 1/4W		
△ R131			RD14BB2C100J	RD 10 J 1/6W		
△ R142			RD14BB2C101J	RD 100 J 1/6W		
△ R187, 188			RS14KB3D3R3J	FL-PROOF RS 3.3 J 2W	I4V3V4	
△ R187, 188			RS14KB3D3R3J	FL-PROOF RS 3.3 J 2W	M3M4I3	
R531, 532			R92-1866-05	METAL FILM 0.1 2W	I4V3V4	
R531, 532			R92-1866-05	METAL FILM 0.1 2W	M3M4I3	
R543, 544			RS14KB3D4R7J	FL-PROOF RS 4.7 J 2W	I4V3V4	
R543, 544			RS14KB3D4R7J	FL-PROOF RS 4.7 J 2W	M3M4I3	
R551			R92-1866-05	METAL FILM 0.1 2W	M3I3V3	
△ R560			RS14KB3A100J	FL-PROOF RS 10 J 1W		
R563			RS14KB3D4R7J	FL-PROOF RS 4.7 J 2W	M3I3V3	
△ R565			RD14NB2E221J	RD 220 J 1/4W	M3I3V3	
△ R566			RD14NB2E101J	RD 100 J 1/4W	M4I4V4	

L : Scandinavia K : USA P : Canada R : Mexico C : China I : Malaysia

Y : PX(Far East, Hawaii) T : Europe E : Europe G : Germany V : China(Shanghai)

Y : AAFES(Europe) X : Australia Q : Russia H : Korea M : Other Areas △ indicates safety critical components.



\* New Parts

Parts without **Parts No.** are not supplied.  
 Les articles non mentionnés dans le **Parts No.** ne sont pas fournis.  
 Teile ohne **Parts No.** werden nicht geliefert.

31

Ref. No	Add-ress	New Parts	Parts No.	Description	Desti-nation	Re-marks
Δ R566			RD14NB2E221J	RD 220 J 1/4W	M3I3V3	
Δ R578			RS14KB3D101J	FL-PROOF RS 100 J 2W	M3I3V3	
Δ R578			RS14KB3D470J	FL-PROOF RS 47 J 2W	M4I4V4	
R583, 584			RD14NB2E4R7J	RD 4.7 J 1/4W	M3I3V3	
R583, 584			RD14NB2E4R7J	RD 4.7 J 1/4W	M4I4V4	
R585			RD14NB2E4R7J	RD 4.7 J 1/4W	M3I3V3	
R598			RS14KB3D101J	FL-PROOF RS 100 J 2W	M3I3V3	
Δ R598			RS14KB3D470J	FL-PROOF RS 47 J 2W	M4I4V4	
Δ R599			R92-1844-05	CARBON 3.3M J 1/2W	K1P1K2	
Δ R599			R92-1844-05	CARBON 3.3M J 1/2W	P2	
VR1			R31-0096-05	VARIABLE RESISTOR		
Δ K1, 2			S76-0060-05	MAGNETIC RELAY		
Δ K1, 2			S76-0069-15	MAGNETIC RELAY		
K11			S76-0076-05	MAGNETIC RELAY	I4V3V4	
K11			S76-0076-05	MAGNETIC RELAY	M3M4I3	
K12			S76-0078-05	MAGNETIC RELAY	M3I3V3	
K13			S76-0076-05	MAGNETIC RELAY	I4V3V4	
K13			S76-0076-05	MAGNETIC RELAY	M3M4I3	
Δ S1			S62-0001-05	SLIDE SWITCH	I2I3I4	
Δ S1			S62-0001-05	SLIDE SWITCH	M2M3M4	
Δ S1			S62-0001-05	SLIDE SWITCH	Y1M1I1	
S2			S62-0055-05	SLIDE SWITCH	I4V3V4	
S2			S62-0055-05	SLIDE SWITCH	M3M4I3	
D1			HZS5.1N(B2)	ZENER DIODE		
D1			MTZJ5.1(B)	ZENER DIODE		
D2			HSS104A	DIODE		
D2			1SS133	DIODE		
D3			HZS5.1N(B2)	ZENER DIODE		
D3			MTZJ5.1(B)	ZENER DIODE		
D4			HZS3.9N(B2)	ZENER DIODE		
D4			MTZJ3.9(B)	ZENER DIODE		
D5-7			HSS104A	DIODE		
D5-7			1SS133	DIODE		
D9			HZS5.6N(B2)	ZENER DIODE	I2I3I4	
D9			HZS5.6N(B2)	ZENER DIODE	M2M3M4	
D9			HZS5.6N(B2)	ZENER DIODE	V2V3V4	
D9			MTZJ5.6(B)	ZENER DIODE	I2I3I4	
D9			MTZJ5.6(B)	ZENER DIODE	M2M3M4	
D9			MTZJ5.6(B)	ZENER DIODE	V2V3V4	
D10			HSS104A	DIODE	E1E2Q1	
D10			HSS104A	DIODE	E3Q2	
D10			1SS133	DIODE	E1E2Q1	
D10			1SS133	DIODE	E3Q2	
D11			HSS104A	DIODE	M4I4V4	
D11			1SS133	DIODE	M4I4V4	
D12			HSS104A	DIODE	I2I3I4	
D12			HSS104A	DIODE	M2M3M4	
D12			HSS104A	DIODE	V2V3V4	
D12			HSS104A	DIODE	X1Q1	
D12			HSS104A	DIODE	X2Q2M5	
D12			HSS104A	DIODE	Y1M1I1	
D12			1SS133	DIODE	I2I3I4	
D12			1SS133	DIODE	M2M3M4	

L : Scandinavia K : USA P : Canada R : Mexico C : China I : Malaysia  
 Y : PX(Far East, Hawaii) T : Europe E : Europe G : Germany V : China(Shanghai)  
 Y : AAFES(Europe) X : Australia Q : Russia H : Korea M : Other Areas Δ indicates safety critical components.

\* New Parts

Parts without **Parts No.** are not supplied.  
 Les articles non mentionnés dans le **Parts No.** ne sont pas fournis.  
 Teile ohne **Parts No.** werden nicht geliefert.

32

Ref. No	Add-ress	New Parts	Parts No.	Description	Desti-nation	Re-marks
D12			1SS133	DIODE	V2V3V4	
D12			1SS133	DIODE	X1Q1	
D12			1SS133	DIODE	X2Q2M5	
D12			1SS133	DIODE	Y1M1I1	
D13			HSS104A	DIODE	M2I2V2	
D13			1SS133	DIODE	M2I2V2	
D14			HSS104A	DIODE	E1E2Q1	
D14			HSS104A	DIODE	E3Q2	
D14			HSS104A	DIODE	I2I3I4	
D14			HSS104A	DIODE	M2M3M4	
D14			HSS104A	DIODE	V2V3V4	
D14			HSS104A	DIODE	X1X2M5	
D14			HSS104A	DIODE	Y1M1I1	
D14			1SS133	DIODE	E1E2Q1	
D14			1SS133	DIODE	E3Q2	
D14			1SS133	DIODE	I2I3I4	
D14			1SS133	DIODE	M2M3M4	
D14			1SS133	DIODE	V2V3V4	
D14			1SS133	DIODE	X1X2M5	
D14			1SS133	DIODE	Y1M1I1	
D15			HSS104A	DIODE	E1E2Q1	
D15			HSS104A	DIODE	K1P1Y1	
D15			HSS104A	DIODE	M1I1X1	
D15			HSS104A	DIODE	M3I3V3	
D15			HSS104A	DIODE	M5	
D15			1SS133	DIODE	E1E2Q1	
D15			1SS133	DIODE	K1P1Y1	
D15			1SS133	DIODE	M1I1X1	
D15			1SS133	DIODE	M3I3V3	
D15			1SS133	DIODE	M5	
D16			HSS104A	DIODE	E1E2Q1	
D16			1SS133	DIODE	E1E2Q1	
D17, 18			S5688B	DIODE		
D17, 18			1SR139-400	DIODE		
D17, 18			1T2	DIODE	E1E2Q1	
D17, 18			1T2	DIODE	E3Q2M5	
D17, 18			1T2	DIODE	I2I3I4	
D17, 18			1T2	DIODE	K1P1Y1	
D17, 18			1T2	DIODE	K2P2X2	
D17, 18			1T2	DIODE	M1I1X1	
D17, 18			1T2	DIODE	M2M3M4	
D19			HZS16N(B2)	ZENER DIODE		
D19			MTZJ16(B)	ZENER DIODE		
D20			HZS18N(B2)	ZENER DIODE		
D20			MTZJ18(B)	ZENER DIODE		
D21			HSS104A	DIODE		
D21			1SS133	DIODE		
Δ D22			D4SBL20UF03	DIODE		
Δ D23			D4SBL20UF03	DIODE	I4V3V4	
Δ D23			D4SBL20UF03	DIODE	M3M4I3	
Δ D23			RBV-602LFA	DIODE	E1E2Q1	
Δ D23			RBV-602LFA	DIODE	K1P1Y1	
Δ D23			RBV-602LFA	DIODE	K2P2X2	
Δ D23			RBV-602LFA	DIODE	M1I1X1	
Δ D23			RBV-602LFA	DIODE	M2I2V2	

L : Scandinavia K : USA P : Canada R : Mexico C : China I : Malaysia  
 Y : PX(Far East, Hawaii) T : Europe E : Europe G : Germany V : China(Shanghai)  
 Y : AAFES(Europe) X : Australia Q : Russia H : Korea M : Other Areas Δ indicates safety critical components.

PARTS LIST

RXD-951/A700/A900/V616/V818/V919

\* New Parts

Parts without **Parts No.** are not supplied.Les articles non mentionnés dans le **Parts No.** ne sont pas fournis.Teile ohne **Parts No.** werden nicht geliefert.

33

Ref. No	Address	New Parts	Parts No.	Description	Destination	Remarks
Δ D23			RBV-602LFA	DIODE	Q2E3M5	
Δ D24-27			S5688B	DIODE		
Δ D24-27			1SR139-400	DIODE		
Δ D24-27			1T2	DIODE	E1E2Q1	
Δ D24-27			1T2	DIODE	E3Q2M5	
Δ D24-27			1T2	DIODE	I2I3I4	
Δ D24-27			1T2	DIODE	K1P1Y1	
Δ D24-27			1T2	DIODE	K2P2X2	
Δ D24-27			1T2	DIODE	M111X1	
Δ D24-27			1T2	DIODE	M2M3M4	
Δ D28, 29			HSS104A	DIODE		
Δ D28, 29			1S5133	DIODE		
Δ D30			HZS2.7N(B2)	ZENER DIODE		
Δ D30			MTZJ2.7(B)	ZENER DIODE		
Δ D31			HZS6.2N(B2)	ZENER DIODE		
Δ D31			MTZJ6.2(B)	ZENER DIODE		
Δ D32			HSS104A	DIODE		
Δ D32			1S5133	DIODE		
Δ D33			HZS5.6N(B2)	ZENER DIODE		
Δ D33			MTZJ5.6(B)	ZENER DIODE		
D34			HZS5.1N(B2)	ZENER DIODE		
D34			MTZJ5.1(B)	ZENER DIODE		
D35			HZS5.6N(B2)	ZENER DIODE		
D35			MTZJ5.6(B)	ZENER DIODE		
D36			HZS20N(B2)	ZENER DIODE		
D36			MTZJ20(B)	ZENER DIODE		
D37-40			HSS104A	DIODE		
Δ D37-40			1S5133	DIODE		
Δ D41-44			S5688B	DIODE	I2I3I4	
Δ D41-44			S5688B	DIODE	M2M3M4	
Δ D41-44			S5688B	DIODE	V2V3V4	
Δ D41-44			1SR139-400	DIODE	I2I3I4	
Δ D41-44			1SR139-400	DIODE	M2M3M4	
Δ D41-44			1SR139-400	DIODE	V2V3V4	
Δ D41-44			1T2	DIODE	I2I3I4	
Δ D41-44			1T2	DIODE	M2M3M4	
Δ D45-49			HSS104A	DIODE		
Δ D45-49			1S5133	DIODE		
D50			HSS104A	DIODE	E3Q2	
D50			HSS104A	DIODE	K2P2X2	
D50			1S5133	DIODE	E3Q2	
D50			1S5133	DIODE	K2P2X2	
D101			HSS104A	DIODE	M3I3V3	
D101			1S5133	DIODE	M3I3V3	
Δ D509, 510			HZS8.2N(B2)	ZENER DIODE	M3I3V3	
Δ D509, 510			MTZJ8.2(B)	ZENER DIODE	M3I3V3	
D511			HSS104A	DIODE	I4V3V4	
D511			HSS104A	DIODE	M3M4I3	
D511			1S5133	DIODE	I4V3V4	
D511			1S5133	DIODE	M3M4I3	
D513			HSS104A	DIODE	I4V3V4	
D513			HSS104A	DIODE	M3M4I3	
D513			1S5133	DIODE	I4V3V4	
D513			1S5133	DIODE	M3M4I3	
D515, 516			HSS104A	DIODE	M3I3V3	

L : Scandinavia K : USA P : Canada R : Mexico C : China I : Malaysia  
 Y : PX(Far East, Hawaii) T : Europe E : Europe G : Germany V : China(Shanghai)  
 Y : AAFES(Europe) X : Australia Q : Russia H : Korea M : Other Areas Δ indicates safety critical components.

\* New Parts

Parts without **Parts No.** are not supplied.Les articles non mentionnés dans le **Parts No.** ne sont pas fournis.Teile ohne **Parts No.** werden nicht geliefert.

34

Ref. No	Address	New Parts	Parts No.	Description	Destination	Remarks
D515, 516			HSS104A	DIODE	M4I4V4	
D515, 516			1S5133	DIODE	M3I3V3	
D515, 516			1S5133	DIODE	M4I4V4	
D517			HSS104A	DIODE	M3I3V3	
D517			1S5133	DIODE	M3I3V3	
IC1			NJU7313AL	ANALOGUE IC		
IC2, 3			NJM4565D-D	IC(OP AMP X2)		
IC4			M62430FP	ANALOGUE IC		
IC5			S-806D-Z	ANALOGUE IC		
IC9			BA3834SK	ANALOGUE IC		
IC10			M38199MF-080FP	MI-COM IC	K2P2X2	
IC10			M38199MF-083FP	MI-COM IC	E1E2Q1	
IC10			M38199MF-083FP	MI-COM IC	K1P1Y1	
IC10			M38199MF-083FP	MI-COM IC	M111X1	
IC10			M38199MF-083FP	MI-COM IC	Q2E3M5	
IC10		*	M38199MF-084FP	MI-COM IC	I2I3I4	
IC10		*	M38199MF-084FP	MI-COM IC	M2M3M4	
IC10		*	M38199MF-084FP	MI-COM IC	V2V3V4	
IC11			SAA6579	ANALOGUE IC	E1E2Q1	
IC11			SAA6579	ANALOGUE IC	Q2E3	
IC11			SAA6579/R	ANALOGUE IC	E1E2Q1	
IC11			SAA6579/R	ANALOGUE IC	Q2E3	
Δ IC12			TA79012SB	ANALOGUE IC		
Δ IC13			TA7809SB	ANALOGUE IC		
Δ IC15			TA78L012AP	ANALOGUE IC		
IC16, 17			NJM4565D-D	IC(OP AMP X2)	E1E2Q1	
IC16, 17			NJM4565D-D	IC(OP AMP X2)	I3V2V3	
IC16, 17			NJM4565D-D	IC(OP AMP X2)	K1P1Y1	
IC16, 17			NJM4565D-D	IC(OP AMP X2)	M111X1	
IC16, 17			NJM4565D-D	IC(OP AMP X2)	M2M3I2	
IC16, 17			NJM4565D-D	IC(OP AMP X2)	M5	
IC19			NJM4565D-D	IC(OP AMP X2)		
Δ IC21			STK407-710K	HYBRID IC	M4I4V4	
Δ IC21			STK410-030D	HYBRID IC	M3I3V3	
Δ IC21			STK410-030K	HYBRID IC	M3I3V3	
Δ Q1			2SB1624	TRANSISTOR	M4I4V4	
Q2			KTA1267(Y,GR)	TRANSISTOR	E1E2Q1	
Q2			KTA1267(Y,GR)	TRANSISTOR	E3Q2M5	
Q2			KTA1267(Y,GR)	TRANSISTOR	I2I3I4	
Q2			KTA1267(Y,GR)	TRANSISTOR	K1P1Y1	
Q2			KTA1267(Y,GR)	TRANSISTOR	K2P2X2	
Q2			KTA1267(Y,GR)	TRANSISTOR	M111X1	
Q2			KTA1267(Y,GR)	TRANSISTOR	M2M3M4	
Q2			2SA1175(F,E)	TRANSISTOR		
Q2			2SA933AS(Q,R)	TRANSISTOR	V2V3V4	
Q3			2SD2061	TRANSISTOR	I2I3I4	
Q3			2SD2061	TRANSISTOR	M2M3M4	
Q3			2SD2061	TRANSISTOR	V2V3V4	
Q4			KTC3199(Y,GR)	TRANSISTOR	I2I3I4	
Q4			KTC3199(Y,GR)	TRANSISTOR	M2M3M4	
Q4			KTC3199(Y,GR)	TRANSISTOR	V2V3V4	
Q4			2SC2785(F,E)	TRANSISTOR	I2I3I4	
Q4			2SC2785(F,E)	TRANSISTOR	M2M3M4	
Q4			2SC2785(F,E)	TRANSISTOR	V2V3V4	
Q5			2SA992(F,E)	TRANSISTOR		

L : Scandinavia K : USA P : Canada R : Mexico C : China I : Malaysia  
 Y : PX(Far East, Hawaii) T : Europe E : Europe G : Germany V : China(Shanghai)  
 Y : AAFES(Europe) X : Australia Q : Russia H : Korea M : Other Areas Δ indicates safety critical components.

\* New Parts

Parts without **Parts No.** are not supplied.  
Les articles non mentionnés dans le **Parts No.** ne sont pas fournis.  
Teile ohne **Parts No.** werden nicht geliefert.

35

Ref. No	Add-ress	New Parts	Parts No.	Description	Desti-nation	Re-marks
Q6, 7			2SC1845(F,E)	TRANSISTOR	E3Q2M5	
Q8, 9			KTA1267(Y,GR)	TRANSISTOR	E1E2Q1	
Q8, 9			KTA1267(Y,GR)	TRANSISTOR	I2I3I4	
Q8, 9			KTA1267(Y,GR)	TRANSISTOR	K1P1Y1	
Q8, 9			KTA1267(Y,GR)	TRANSISTOR	K2P2X2	
Q8, 9			KTA1267(Y,GR)	TRANSISTOR	M1I1X1	
Q8, 9			KTA1267(Y,GR)	TRANSISTOR	M2M3M4	
Q8, 9			2SA1175(F,E)	TRANSISTOR		
Q8, 9			2SA933A(S,Q,R)	TRANSISTOR	V2V3V4	
Q10			2SB1417(Q,P)	TRANSISTOR		
Q10			2SB1640	TRANSISTOR	E3Q2M5	
Q11			KTA1267(Y,GR)	TRANSISTOR	E1E2Q1	
Q11			KTA1267(Y,GR)	TRANSISTOR	I2I3I4	
Q11			KTA1267(Y,GR)	TRANSISTOR	K1P1Y1	
Q11			KTA1267(Y,GR)	TRANSISTOR	K2P2X2	
Q11			KTA1267(Y,GR)	TRANSISTOR	M1I1X1	
Q11			KTA1267(Y,GR)	TRANSISTOR	M2M3M4	
Q11			2SA1175(F,E)	TRANSISTOR		
Q11			2SA933A(S,Q,R)	TRANSISTOR	V2V3V4	
Q12			KTC3199(Y,GR)	TRANSISTOR	E1E2Q1	
Q12			KTC3199(Y,GR)	TRANSISTOR	E3Q2M5	
Q12			KTC3199(Y,GR)	TRANSISTOR	I2I3I4	
Q12			KTC3199(Y,GR)	TRANSISTOR	K1P1Y1	
Q12			KTC3199(Y,GR)	TRANSISTOR	K2P2X2	
Q12			KTC3199(Y,GR)	TRANSISTOR	M1I1X1	
Q12			KTC3199(Y,GR)	TRANSISTOR	M2M3M4	
Q12			2SC1740S(Q,R)	TRANSISTOR	V2V3V4	
Q12			2SC2785(F,E)	TRANSISTOR		
Q13			2SD2137(Q,P)	TRANSISTOR		
Q13			2SD2525	TRANSISTOR		
Q14			2SB1417(Q,P)	TRANSISTOR		
Q14			2SB1640	TRANSISTOR		
Q15			2SD2137(Q,P)	TRANSISTOR		
Q15			2SD2525	TRANSISTOR		
Q16			2SC2003(L,K)	TRANSISTOR		
Q17			2SB1624	TRANSISTOR	M3I3V3	
Q18			KTC3199(Y,GR)	TRANSISTOR	E1E2Q1	
Q18			KTC3199(Y,GR)	TRANSISTOR	E3Q2M5	
Q18			KTC3199(Y,GR)	TRANSISTOR	I2I3I4	
Q18			KTC3199(Y,GR)	TRANSISTOR	K1P1Y1	
Q18			KTC3199(Y,GR)	TRANSISTOR	K2P2X2	
Q18			KTC3199(Y,GR)	TRANSISTOR	M1I1X1	
Q18			KTC3199(Y,GR)	TRANSISTOR	M2M3M4	
Q18			2SC1740S(Q,R)	TRANSISTOR	V2V3V4	
Q18			2SC2785(F,E)	TRANSISTOR		
Q19			2SD2137(Q,P)	TRANSISTOR		
Q19			2SD2525	TRANSISTOR		
Q20-22			KTC3199(Y,GR)	TRANSISTOR	E1E2Q1	
Q20-22			KTC3199(Y,GR)	TRANSISTOR	E3Q2M5	
Q20-22			KTC3199(Y,GR)	TRANSISTOR	I2I3I4	
Q20-22			KTC3199(Y,GR)	TRANSISTOR	K1P1Y1	
Q20-22			KTC3199(Y,GR)	TRANSISTOR	K2P2X2	
Q20-22			KTC3199(Y,GR)	TRANSISTOR	M1I1X1	
Q20-22			KTC3199(Y,GR)	TRANSISTOR	M2M3M4	
Q20-22			2SC1740S(Q,R)	TRANSISTOR	V2V3V4	

L : Scandinavia    K : USA    P : Canada    R : Mexico    C : China    I : Malaysia  
Y : PX(Far East, Hawaii)    T : Europe    E : Europe    G : Germany    V : China(Shanghai)  
Y : AAFES(Europe)    X : Australia    Q : Russia    H : Korea    M : Other Areas    Δ indicates safety critical components.

\* New Parts

Parts without **Parts No.** are not supplied.  
Les articles non mentionnés dans le **Parts No.** ne sont pas fournis.  
Teile ohne **Parts No.** werden nicht geliefert.

36

Ref. No	Add-ress	New Parts	Parts No.	Description	Desti-nation	Re-marks
Q20-22			2SC2785(F,E)	TRANSISTOR		
Q23			2SD2137(Q,P)	TRANSISTOR		
Q23			2SD2525	TRANSISTOR		
Q24			2SD2137(Q,P)	TRANSISTOR	M4I4V4	
Q24			2SD2525	TRANSISTOR	M4I4V4	
Q25, 26			2SC2878(B)	TRANSISTOR		
Q27			KTC3199(Y,GR)	TRANSISTOR	E1E2Q1	
Q27			KTC3199(Y,GR)	TRANSISTOR	E3Q2M5	
Q27			KTC3199(Y,GR)	TRANSISTOR	I2I3I4	
Q27			KTC3199(Y,GR)	TRANSISTOR	K1P1Y1	
Q27			KTC3199(Y,GR)	TRANSISTOR	K2P2X2	
Q27			KTC3199(Y,GR)	TRANSISTOR	M1I1X1	
Q27			KTC3199(Y,GR)	TRANSISTOR	M2M3M4	
Q27			2SC1740S(Q,R)	TRANSISTOR	V2V3V4	
Q27			2SC2785(F,E)	TRANSISTOR		
Q28			DTC124ESA	DIGITAL TRANSISTOR		
Q29			KTC3199(Y,GR)	TRANSISTOR	E1E2Q1	
Q29			KTC3199(Y,GR)	TRANSISTOR	I2I3I4	
Q29			KTC3199(Y,GR)	TRANSISTOR	K1P1Y1	
Q29			KTC3199(Y,GR)	TRANSISTOR	K2P2X2	
Q29			KTC3199(Y,GR)	TRANSISTOR	M1I1X1	
Q29			KTC3199(Y,GR)	TRANSISTOR	M2M3M4	
Q29			2SC1740S(Q,R)	TRANSISTOR	V2V3V4	
Q29			2SC2785(F,E)	TRANSISTOR		
Q501, 502			2SC2878(B)	TRANSISTOR	M3I3V3	
Q501, 502			2SC2878(B)	TRANSISTOR	M4I4V4	
Q503			2SC2878(B)	TRANSISTOR	M3I3V3	
Q504			KTC3199(Y,GR)	TRANSISTOR	M3I3	
Q504			2SC1740S(Q,R)	TRANSISTOR	V3	
Q504			2SC2785(F,E)	TRANSISTOR	M3I3V3	
Q505, 506			2SC2878(B)	TRANSISTOR	M3I3V3	
Q505, 506			2SC2878(B)	TRANSISTOR	M4I4V4	
Q507			2SC2878(B)	TRANSISTOR	M3I3V3	
Q509, 510			2SC1845(F,E)	TRANSISTOR	M3I3V3	
Q509, 510			2SC1845(F,E)	TRANSISTOR	M4I4V4	
Q511			2SC1845(F,E)	TRANSISTOR	M3I3V3	
Q512			KTC3199(Y,GR)	TRANSISTOR	I4	
Q512			KTC3199(Y,GR)	TRANSISTOR	M3M4I3	
Q512			2SC1740S(Q,R)	TRANSISTOR	V3V4	
Q512			2SC2785(F,E)	TRANSISTOR	I4V3V4	
Q512			2SC2785(F,E)	TRANSISTOR		
Q514			2SC2785(F,E)	TRANSISTOR	M3M4I3	
Q514			KTC3199(Y,GR)	TRANSISTOR	I4	
Q514			KTC3199(Y,GR)	TRANSISTOR	M3M4I3	
Q514			KTC3199(Y,GR)	TRANSISTOR	V3V4	
Q514			2SC1740S(Q,R)	TRANSISTOR	I4V3V4	
Q514			2SC2785(F,E)	TRANSISTOR		
Q514			2SC2785(F,E)	TRANSISTOR		
Q514			2SC2785(F,E)	TRANSISTOR	M3M4I3	
<b>DISPLAY UNIT (X14-485X-XX)</b>						
D6, 7			B30-2430-05	LED(RED)	E1E2Q1	
D6, 7			B30-2430-05	LED(RED)	K1P1Y1	
D6, 7			B30-2430-05	LED(RED)	K2P2X2	
D6, 7			B30-2430-05	LED(RED)	M1I1X1	
D6, 7			B30-2430-05	LED(RED)	M2I2V2	
D6, 7			B30-2430-05	LED(RED)		
D6, 7			B30-2430-05	LED(RED)	W3Q2M5	
D20, 21			B30-2468-05	LED	E2Q1	

L : Scandinavia    K : USA    P : Canada    R : Mexico    C : China    I : Malaysia  
Y : PX(Far East, Hawaii)    T : Europe    E : Europe    G : Germany    V : China(Shanghai)  
Y : AAFES(Europe)    X : Australia    Q : Russia    H : Korea    M : Other Areas    Δ indicates safety critical components.

PARTS LIST

RXD-951/A700/A900/V616/V818/V919



\* New Parts

Parts without **Parts No.** are not supplied.  
Les articles non mentionnés dans le **Parts No.** ne sont pas fournis.  
Teile ohne **Parts No.** werden nicht geliefert.

39

Ref. No	Add-ress	New Parts	Parts No.	Description	Desti-nation	Re-marks
C119			CC45FSL1H101J	CERAMIC 100PF J	V2V3V4	
C120			CE04LW1V220M	ELECTRO 22UF 35WV	I2I3I4	
C120			CE04LW1V220M	ELECTRO 22UF 35WV	M2M3M4	
C120			CE04LW1V220M	ELECTRO 22UF 35WV	V2V3V4	
C121			CK45FF1H103Z	CERAMIC 0.010UF Z	I2I3I4	
C121			CK45FF1H103Z	CERAMIC 0.010UF Z	M2M3M4	
C121			CK45FF1H103Z	CERAMIC 0.010UF Z	V3V3V4	
C122			CQ93FMG1H332J	MYLAR 3300PF J	I2I3I4	
C122			CQ93FMG1H332J	MYLAR 3300PF J	M2M3M4	
C122			CQ93FMG1H332J	MYLAR 3300PF J	V2V3V4	
C123			CF92FV1H474J	MF-C 0.47UF J	I2I3I4	
C123			CF92FV1H474J	MF-C 0.47UF J	M2M3M4	
C123			CF92FV1H474J	MF-C 0.47UF J	V2V3V4	
C124			CK45FF1H103Z	CERAMIC 0.010UF Z	I2I3I4	
C124			CK45FF1H103Z	CERAMIC 0.010UF Z	M2M3M4	
C124			CK45FF1H103Z	CERAMIC 0.010UF Z	V2V3V4	
C125			CE04LW1C470M	ELECTRO 47UF 16WV	I2I3I4	
C125			CE04LW1C470M	ELECTRO 47UF 16WV	M111X1	
C125			CE04LW1C470M	ELECTRO 47UF 16WV	M2M3M4	
C125			CE04LW1C470M	ELECTRO 47UF 16WV	V2V3V4	
C125			CE04LW1C470M	ELECTRO 47UF 16WV	Y1M5	
CN1			E40-4725-05	FLAT CABLE CONNECTOR		
CN2			E40-8267-05	FLAT CABLE CONNECTOR	E3Q2	
CN2			E40-8267-05	FLAT CABLE CONNECTOR	K2P2X2	
CN2			E40-8267-05	FLAT CABLE CONNECTOR	M4I4V4	
CN2			E40-8268-05	FLAT CABLE CONNECTOR	E1E2Q1	
CN2			E40-8268-05	FLAT CABLE CONNECTOR	I3V2V3	
CN2			E40-8268-05	FLAT CABLE CONNECTOR	K1P1Y1	
CN2			E40-8268-05	FLAT CABLE CONNECTOR	M111X1	
CN2			E40-8268-05	FLAT CABLE CONNECTOR	M2M3I2	
CN2			E40-8268-05	FLAT CABLE CONNECTOR	M5	
CN3			E40-8287-05	FLAT CABLE CONNECTOR	I2I3I4	
CN3			E40-8287-05	FLAT CABLE CONNECTOR	M111X1	
CN3			E40-8287-05	FLAT CABLE CONNECTOR	M2M3M4	
CN3			E40-8287-05	FLAT CABLE CONNECTOR	V2V3V4	
CN3			E40-8287-05	FLAT CABLE CONNECTOR	Y1M5	
CN5			E40-4721-05	FLAT CABLE CONNECTOR		
CN5			E40-4721-05	FLAT CABLE CONNECTOR	E3Q2	
CN5			E40-4721-05	FLAT CABLE CONNECTOR	K2P2X2	
CN5			E40-4721-05	FLAT CABLE CONNECTOR	M4I4V4	
CN5			E40-4723-05	FLAT CABLE CONNECTOR	E1E2Q1	
CN5			E40-4723-05	FLAT CABLE CONNECTOR	I3V2V3	
CN5			E40-4723-05	FLAT CABLE CONNECTOR	K1P1Y1	
CN5			E40-4723-05	FLAT CABLE CONNECTOR	M111X1	
CN5			E40-4723-05	FLAT CABLE CONNECTOR	M2M3I2	
CN5			E40-4723-05	FLAT CABLE CONNECTOR	M5	
J1, 2			E11-0169-05	PHONE JACK	I2I3I4	
J1, 2			E11-0169-05	PHONE JACK	M111X1	
J1, 2			E11-0169-05	PHONE JACK	M2M3M4	
J1, 2			E11-0169-05	PHONE JACK	V2V3V4	
J3			E11-0280-05	PHONE JACK	Y1M5	
-			J19-5756-03	HOLDER		
L1			L40-1001-17	SMALL FIXED INDUCTOR(10UH,K)	E1E2Q1	

L: Scandinavia K: USA P: Canada R: Mexico C: China I: Malaysia  
Y: PX(Far East, Hawaii) T: Europe E: Europe G: Germany V: China(Shanghai)  
Y: AAFES(Europe) X: Australia Q: Russia H: Korea M: Other Areas  $\Delta$  indicates safety critical components.

\* New Parts

Parts without **Parts No.** are not supplied.  
Les articles non mentionnés dans le **Parts No.** ne sont pas fournis.  
Teile ohne **Parts No.** werden nicht geliefert.

40

Ref. No	Add-ress	New Parts	Parts No.	Description	Desti-nation	Re-marks
L1			L40-1001-17	SMALL FIXED INDUCTOR(10UH,K)	E3Q2M5	
L1			L40-1001-17	SMALL FIXED INDUCTOR(10UH,K)	I2I3I4	
L1			L40-1001-17	SMALL FIXED INDUCTOR(10UH,K)	K1P1Y1	
L1			L40-1001-17	SMALL FIXED INDUCTOR(10UH,K)	K2P2X2	
L1			L40-1001-17	SMALL FIXED INDUCTOR(10UH,K)	M111X1	
L1			L40-1001-17	SMALL FIXED INDUCTOR(10UH,K)	M2M3M4	
L1			L40-1001-82	SMALL FIXED INDUCTOR(10UH)	V2V3V4	
X1			L78-0284-05	RESONATOR (5MHZ)		
CP1			R90-0977-05	MULTIPLE RESISTOR		
CP2			R90-0908-05	MULTI-COMP 47KX10		
CP3			R90-0804-05	MULTI-COMP 47KX8 J 1/4W		
CP4			R90-0819-05	MULTI-COMP 47KX6 J 1/6W		
$\Delta$ R23			RD14NB2E100J	RD 10 J 1/4W		
$\Delta$ R115			RD14NB2E471J	RD 470 J 1/4W	I2I3I4	
$\Delta$ R115			RD14NB2E471J	RD 470 J 1/4W	M2M3M4	
$\Delta$ R151, 152			RD14NB2E471J	RD 470 J 1/4W	V2V3V4	
VR1			RS14KB3D471J	FL-PROOF RS 470 J 2W		
VR1			R31-0097-05	VARIABLE RESISTOR	I2I3I4	
VR1			R31-0097-05	VARIABLE RESISTOR	M111X1	
VR1			R31-0097-05	VARIABLE RESISTOR	M2M3M4	
VR1			R31-0097-05	VARIABLE RESISTOR	V2V3V4	
VR1			R31-0097-05	VARIABLE RESISTOR	Y1M5	
S2			S70-0031-05	TACT SWITCH		
S11			S70-0031-05	TACT SWITCH		
S12			S70-0031-05	TACT SWITCH	E1E2Q1	
S12			S70-0031-05	TACT SWITCH	E1E2Q1	
S12			S70-0031-05	TACT SWITCH	E3Q2M5	
S12			S70-0031-05	TACT SWITCH	K1P1Y1	
S12			S70-0031-05	TACT SWITCH	K2P2X2	
S12			S70-0031-05	TACT SWITCH	M111X1	
S12			S70-0031-05	TACT SWITCH	M2I2V2	
S13-44			S70-0031-05	TACT SWITCH		
S1			T99-0559-05	ROTARY ENCODER		
S45			T99-0530-05	ROTARY ENCODER		
D1			HZS6.8N(B)	ZENER DIODE		
D1			MTZJ6.8	ZENER DIODE		
D2			S5688B	DIODE		
D3, 4			HSS104A	DIODE		
D3, 4			1SS133	DIODE		
D5			HZS6.8N(B)	ZENER DIODE		
D5			MTZJ6.8	ZENER DIODE		
D101, 102			HSS104A	DIODE	I2I3I4	
D101, 102			HSS104A	DIODE	M111X1	
D101, 102			HSS104A	DIODE	M2M3M4	
D101, 102			HSS104A	DIODE	V2V3V4	
D101, 102			HSS104A	DIODE	Y1M5	
D101, 102			1SS133	DIODE	I2I3I4	
D101, 102			1SS133	DIODE	M111X1	
D101, 102			1SS133	DIODE	M2M3M4	
D101, 102			1SS133	DIODE	V2V3V4	
D101, 102			1SS133	DIODE	Y1M5	
D103-106			HZS5.6N(B)	ZENER DIODE	I2I3I4	
D103-106			HZS5.6N(B)	ZENER DIODE	M111X1	
D103-106			HZS5.6N(B)	ZENER DIODE	M2M3M4	

L: Scandinavia K: USA P: Canada R: Mexico C: China I: Malaysia  
Y: PX(Far East, Hawaii) T: Europe E: Europe G: Germany V: China(Shanghai)  
Y: AAFES(Europe) X: Australia Q: Russia H: Korea M: Other Areas  $\Delta$  indicates safety critical components.

PARTS LIST

RXD-951/A700/A900/V616/V818/V919

\* New Parts  
Parts without **Parts No.** are not supplied.  
Les articles non mentionnés dans le **Parts No.** ne sont pas fournis.  
Teile ohne **Parts No.** werden nicht geliefert.

41

Ref. No	Add-ress	New Parts	Parts No.	Description	Desti-nation	Re-marks
D103-106			HZS5.6N(B)	ZENER DIODE	V2V3V4	
D103-106			HZS5.6N(B)	ZENER DIODE	Y1M5	
D103-106			MTZJ5.6	ZENER DIODE	I2I3I4	
D103-106			MTZJ5.6	ZENER DIODE	M111X1	
D103-106			MTZJ5.6	ZENER DIODE	M2M3M4	
D103-106			MTZJ5.6	ZENER DIODE	V2V3V4	
D103-106			MTZJ5.6	ZENER DIODE	Y1M5	
D107			HZS4.7N(B)	ZENER DIODE	I2I3I4	
D107			HZS4.7N(B)	ZENER DIODE	M2M3M4	
D107			HZS4.7N(B)	ZENER DIODE	V2V3V4	
D107			MTZJ4.7	ZENER DIODE	I2I3I4	
D107			MTZJ4.7	ZENER DIODE	M2M3M4	
D107			MTZJ4.7	ZENER DIODE	V2V3V4	
D108, 109			HZS2.0N(B2)	ZENER DIODE	I2I3I4	
D108, 109			HZS2.0N(B2)	ZENER DIODE	M2M3M4	
D108, 109			HZS2.0N(B2)	ZENER DIODE	V2V3V4	
D108, 109			MTZJ2.0(B)	ZENER DIODE	I2I3I4	
D108, 109			MTZJ2.0(B)	ZENER DIODE	M2M3M4	
D108, 109			MTZJ2.0(B)	ZENER DIODE	V2V3V4	
ED1			BJ594GK	INDICATOR TUBE		
ED1			SVA-12LL02	INDICATOR TUBE	E1E2Q1	
ED1			SVA-12LL02	INDICATOR TUBE	E3Q2M5	
ED1			SVA-12LL02	INDICATOR TUBE	I2I3I4	
ED1			SVA-12LL02	INDICATOR TUBE	K1P1Y1	
ED1			SVA-12LL02	INDICATOR TUBE	K2P2X2	
ED1			SVA-12LL02	INDICATOR TUBE	M111X1	
ED1			SVA-12LL02	INDICATOR TUBE	M2M3M4	
IC1			UPD780204-038	MI-COM IC		
IC101			NJM4565D-D	IC(OP AMP X2)	I2I3I4	
IC101			NJM4565D-D	IC(OP AMP X2)	M111X1	
IC101			NJM4565D-D	IC(OP AMP X2)	M2M3M4	
IC101			NJM4565D-D	IC(OP AMP X2)	V2V3V4	
IC101			NJM4565D-D	IC(OP AMP X2)	Y1M5	
IC102			BU9253AS	MOS-IC	I2I3I4	
IC102			BU9253AS	MOS-IC	M2M3M4	
IC102			BU9253AS	MOS-IC	V2V3V4	
Q1-8			KTC3199(Y,GR)	TRANSISTOR	E3Q2M5	
Q1-8			KTC3199(Y,GR)	TRANSISTOR	E1E2Q1	
Q1-8			KTC3199(Y,GR)	TRANSISTOR	I2I3I4	
Q1-8			KTC3199(Y,GR)	TRANSISTOR	K1P1Y1	
Q1-8			KTC3199(Y,GR)	TRANSISTOR	K2P2X2	
Q1-8			KTC3199(Y,GR)	TRANSISTOR	M111X1	
Q1-8			KTC3199(Y,GR)	TRANSISTOR	M2M3M4	
Q1-8			2SC1740S(Q,R)	TRANSISTOR	V2V3V4	
Q1-8			2SC2785(F,E)	TRANSISTOR		
Q9			2SC2003(L,K)	TRANSISTOR		
Q10, 11			KTA1267(Y,GR)	TRANSISTOR	E1E2Q1	
Q10, 11			KTA1267(Y,GR)	TRANSISTOR	E3Q2M5	
Q10, 11			KTA1267(Y,GR)	TRANSISTOR	I2I3I4	
Q10, 11			KTA1267(Y,GR)	TRANSISTOR	K1P1Y1	
Q10, 11			KTA1267(Y,GR)	TRANSISTOR	K2P2X2	
Q10, 11			KTA1267(Y,GR)	TRANSISTOR	M111X1	
Q10, 11			KTA1267(Y,GR)	TRANSISTOR	M2M3M4	
Q10, 11			2SA1175(F,E)	TRANSISTOR	V2V3V4	

L : Scandinavia K : USA P : Canada R : Mexico C : China I : Malaysia  
Y : PX(Far East, Hawaii) T : Europe E : Europe G : Germany V : China(Shanghai)  
Y : AAFES(Europe) X : Australia Q : Russia H : Korea M : Other Areas  $\Delta$  indicates safety critical components.

\* New Parts  
Parts without **Parts No.** are not supplied.  
Les articles non mentionnés dans le **Parts No.** ne sont pas fournis.  
Teile ohne **Parts No.** werden nicht geliefert.

42

Ref. No	Add-ress	New Parts	Parts No.	Description	Desti-nation	Re-marks
Q10, 11			2SA933AS(Q,R)	TRANSISTOR		
Q12			KTC3199(Y,GR)	TRANSISTOR	E1E2Q1	
Q12			KTC3199(Y,GR)	TRANSISTOR	E3Q2M5	
Q12			KTC3199(Y,GR)	TRANSISTOR	I2I3I4	
Q12			KTC3199(Y,GR)	TRANSISTOR	K1P1Y1	
Q12			KTC3199(Y,GR)	TRANSISTOR	K2P2X2	
Q12			KTC3199(Y,GR)	TRANSISTOR	M111X1	
Q12			KTC3199(Y,GR)	TRANSISTOR	M2M3M4	
Q12			2SC1740S(Q,R)	TRANSISTOR	V2V3V4	
Q12			2SC2785(F,E)	TRANSISTOR		
Q23			KTC3199(Y,GR)	TRANSISTOR	E1E2Q1	
Q23			KTC3199(Y,GR)	TRANSISTOR	E3Q2M5	
Q23			KTC3199(Y,GR)	TRANSISTOR	I2I3I4	
Q23			KTC3199(Y,GR)	TRANSISTOR	K1P1Y1	
Q23			KTC3199(Y,GR)	TRANSISTOR	K2P2X2	
Q23			KTC3199(Y,GR)	TRANSISTOR	M111X1	
Q23			KTC3199(Y,GR)	TRANSISTOR	M2M3M4	
Q24-28			KTC3199(Y,GR)	TRANSISTOR	E1E2Q1	
Q24-28			KTC3199(Y,GR)	TRANSISTOR	I3M5	
Q24-28			KTC3199(Y,GR)	TRANSISTOR	K1P1Y1	
Q24-28			KTC3199(Y,GR)	TRANSISTOR	M111X1	
Q24-28			KTC3199(Y,GR)	TRANSISTOR	M2M3I2	
Q24-28			2SC1740S(Q,R)	TRANSISTOR	E1E2Q1	
Q24-28			2SC1740S(Q,R)	TRANSISTOR	I3V2V3	
Q24-28			2SC1740S(Q,R)	TRANSISTOR	K1P1Y1	
Q24-28			2SC1740S(Q,R)	TRANSISTOR	M111X1	
Q24-28			2SC1740S(Q,R)	TRANSISTOR	M2M3I2	
Q24-28			2SC1740S(Q,R)	TRANSISTOR	M5	
Q24-28			2SC2785(F,E)	TRANSISTOR	V2V3	
Q101-103			KTA1267(Y,GR)	TRANSISTOR	I2I3I4	
Q101-103			KTA1267(Y,GR)	TRANSISTOR	M2M3M4	
Q101-103			KTA1267(Y,GR)	TRANSISTOR	V2V3V4	
Q101-103			2SA933AS(Q,R)	TRANSISTOR	I2I3I4	
Q101-103			2SA933AS(Q,R)	TRANSISTOR	M2M3M4	
Q101-103			2SA933AS(Q,R)	TRANSISTOR	V2V3V4	
A1			W02-2561-05	ELECTRIC CIRCUIT MODULE		
<b>CASSETTE MECHA UNIT (X28-296X-XX)</b>						
C1, 2			CK45FB1H561K	CERAMIC	560PF	K
C3, 4			CE04LW1C100M	ELECTRO	10UF	16WV
C5, 6			CK45FB1H391K	CERAMIC	390PF	K
C7, 8			CE04LW1C220M	ELECTRO	22UF	16WV
C9, 10			CQ93FMG1H223J	MYLAR	0.022UF	J
C11, 12			CK45FB1H332K	CERAMIC	330PF	K
C15, 16			CE04LW1H010M	ELECTRO	1.0UF	50WV
C17, 18			CK45FB1H471K	CERAMIC	470PF	K
C19, 20			CE04LW1C100M	ELECTRO	10UF	16WV
C21, 22			CK45FB1H391K	CERAMIC	390PF	K
C23, 24			CE04LW1C220M	ELECTRO	22UF	16WV
C25, 26			CQ93FMG1H223J	MYLAR	0.022UF	J
C27, 28			CK45FB1H332K	CERAMIC	330PF	K
C29, 30			CE04LW1H010M	ELECTRO	1.0UF	50WV
C31, 32			CK45FB1H682K	CERAMIC	680PF	K
C33, 34			CK45FB1H102K	CERAMIC	100PF	K
C35, 36			CE04LW1HR47M	ELECTRO	0.47UF	50WV

L : Scandinavia K : USA P : Canada R : Mexico C : China I : Malaysia  
Y : PX(Far East, Hawaii) T : Europe E : Europe G : Germany V : China(Shanghai)  
Y : AAFES(Europe) X : Australia Q : Russia H : Korea M : Other Areas  $\Delta$  indicates safety critical components.

\* New Parts

Parts without **Parts No.** are not supplied.

Les articles non mentionnés dans le **Parts No.** ne sont pas fournis.

Teile ohne **Parts No.** werden nicht geliefert.

43

Ref. No	Add-ress	New Parts	Parts No.	Description	Desti-nation	Re-marks
C37, 38			CE04LW1H2R2M	ELECTRO 2.2UF 50WV		
C39, 40			CE04LW1H0R1M	ELECTRO 0.1UF 50WV		
C41, 42			CE04LW1C100M	ELECTRO 10UF 16WV		
C43, 44			CE04LW1H2R2M	ELECTRO 2.2UF 50WV		
C45, 46			CE04LW1HR47M	ELECTRO 0.47UF 50WV		
C47, 48			CE04LW1H2R2M	ELECTRO 2.2UF 50WV		
C49-52			CC45FSL1H221J	CERAMIC 220PF J		
C53, 54			CQ93FMG1H472J	MYLAR 4700PF J		
C55			CE04LW1H010M	ELECTRO 1.0UF 50WV		
C56			CQ93FMG1H103J	MYLAR 0.010UF J		
C57			CE04LW1H0R1M	ELECTRO 0.1UF 50WV		
C58			CE04LW1C101M	ELECTRO 100UF 16WV		
C59, 60			CE04LW1C220M	ELECTRO 22UF 16WV		
C61, 62			CE04LW1C101M	ELECTRO 100UF 16WV		
C63			CE04LW1V4R7M	ELECTRO 4.7UF 35WV		
C64			CQ93FMG1H472J	MYLAR 4700PF J		
C65			CQ93FMG1H103J	MYLAR 0.010UF J		
C66			CQ93FMG1H472J	MYLAR 4700PF J		
C67			CQ93HP2A103J	MYLAR 0.010UF J		
C68			CK45FB2H471K	CERAMIC 470PF K		
C69			CE04LW1H010M	ELECTRO 1.0UF 50WV		
C70, 71			CE04LW1C100M	ELECTRO 10UF 16WV		
C74			CK45FB1H471K	CERAMIC 470PF K		
C75, 76			CK45FF1H103Z	CERAMIC 0.010UF Z		
CN1			E40-3247-05	PIN ASSY		
CN2			E40-3250-05	PIN ASSY		
CN3, 4			E40-8257-05	FLAT CABLE CONNECTOR		
CN5			E40-8253-05	FLAT CABLE CONNECTOR		
CN6			E40-4977-05	PIN ASSY		
E2			J11-0809-05	WIRE CLAMPER		
L1, 2			L79-1242-05	LC FILTER		
L5, 6			L40-1035-29	SMALL FIXED INDUCTOR(10MH, J)		
L7			L32-0592-05	BIAS OSCILLATING COIL		
△ R43			RD14NB2E100J	RD 10 J 1/4W		
△ R53			RD14NB2E100J	RD 10 J 1/4W		
△ R62			RD14NB2E101J	RD 100 J 1/4W		
VR1, 2			R32-0030-05	SEMI FIXED VARIABLE RESISTOR		
VR3, 4			R32-0041-05	SEMI FIXED VARIABLE RESISTOR		
VR5, 6			R32-0036-05	SEMI FIXED VARIABLE RESISTOR		
VR7, 8			R32-0030-05	SEMI FIXED VARIABLE RESISTOR		
D1-4			HSS104A	DIODE		
D1-4			1S5133	DIODE		
D5			HZS2.7N(B2)	ZENER DIODE		
D5			MTZJ2.7(B)	ZENER DIODE		
IC1			HA12209F	ANALOGUE IC		
IC2, 3			BA328	IC		
IC4			BA3126N	ANALOGUE IC		
IC5			BA10393	ANALOGUE IC		
IC6			TC74HC166AP	IC(8BIT SHIFT REGISTER)		
Q1-4			2SC3246	TRANSISTOR		
△ Q5			2SC2003(L,K)	TRANSISTOR		
Q7, 8			2SC1740S(Q,R)	TRANSISTOR		
Q7, 8			2SC2785(F,E)	TRANSISTOR		

L : Scandinavia K : USA P : Canada R : Mexico C : China I : Malaysia  
 Y : PX(Far East, Hawaii) T : Europe E : Europe G : Germany V : China(Shanghai)  
 Y : AAFES(Europe) X : Australia Q : Russia H : Korea M : Other Areas △ indicates safety critical components.

\* New Parts

Parts without **Parts No.** are not supplied.

Les articles non mentionnés dans le **Parts No.** ne sont pas fournis.

Teile ohne **Parts No.** werden nicht geliefert.

44

Ref. No	Add-ress	New Parts	Parts No.	Description	Desti-nation	Re-marks
Q9			DTA124ESA	DIGITAL TRANSISTOR		
Q9			UN4112	DIGITAL TRANSISTOR		
Q10, 11			2SC1845(F,E)	TRANSISTOR		
Q12			DTC124ESA	DIGITAL TRANSISTOR		
Q12			UN4212	DIGITAL TRANSISTOR		
<b>CD MECHA UNIT (X32-358X-XX)</b>						
C1, 2			CC73FCH1H101J	CHIP C 100PF J		
C3, 4			CE04LW1A101M	ELECTRO 100UF 10WV		
C5			CE04LW1H100M	ELECTRO 10UF 50WV		
C6			CC73FCH1H680J	CHIP C 68PF J		
C8			CC73FCH1H101J	CHIP C 100PF J		
C10			CK73FB1E333KTA	CHIP C 0.033UF K		
C11			CE04LW1A471M	ELECTRO 470UF 10WV		
C12, 13			CC73FCH1H101J	CHIP C 100PF J		
C14, 15			CC73FCH1H221J	CHIP C 220PF J		
C16			CK73FB1H223KTA	CHIP C 0.022UF K		
C17			CK73FF1E104Z	CHIP C 0.10UF Z		
C18			CE04LW1A101M	ELECTRO 100UF 10WV		
C19			CE04LW0J331M	ELECTRO 330UF 6.3WV		
C20			CK73FF1E474Z	CHIP C 0.47UF Z		
C21			CK73FB1H332K	CHIP C 3300PF K		
C22			CK73FB1H152K	CHIP C 1500PF K		
C23			CK73FB1E473KTA	CHIP C 0.047UF K		
C24			CE04LW0J331M	ELECTRO 330UF 6.3WV		
C25			CK73FB1H103K	CHIP C 0.010UF K		
C26		*	C90-3798-05	ALUMINUM ELECTROLYTIC C.		
C27			CC73FCH1H102J	CHIP C 1000PF J		
C28			CK73FB1H103K	CHIP C 0.010UF K		
C29		*	C90-3800-05	ALUMINUM ELECTROLYTIC C.		
C30, 31			CC73FCH1H470J	CHIP C 47PF J		
C32			CK73FB1H103K	CHIP C 0.010UF K		
C33			CC73FCH1H102J	CHIP C 1000PF J		
C34			CC73FCH1H030C	CHIP C 3.0PF C		
C35			CK73FB1H103K	CHIP C 0.010UF K		
C36		*	C90-3798-05	ALUMINUM ELECTROLYTIC C.		
C37			CK73FB1H103K	CHIP C 0.010UF K		
C38			CE04LW0J471M	ELECTRO 470UF 6.3WV		
C39, 40			CE04LW1H100M	ELECTRO 10UF 50WV		
C41, 42			CK73FB1H222K	CHIP C 2200PF K		
C43, 44			CE04LW1H100M	ELECTRO 10UF 50WV		
C45, 46			CC73FCH1H561J	CHIP C 560PF J		
C47, 48			CC73FCH1H681J	CHIP C 680PF J		
C49			CK73FB1H103K	CHIP C 0.010UF K		
C50		*	C90-3801-05	ALUMINUM ELECTROLYTIC C.		
C51, 52			CE04LW1H010M	ELECTRO 1.0UF 50WV		
C53			CE04LW0J331M	ELECTRO 330UF 6.3WV		
C54			CK73FF1C105Z	CHIP C 1.0UF Z		
C55			CC73FCH1H151J	CHIP C 150PF J		
C56			CE04LW0J331M	ELECTRO 330UF 6.3WV		
C57			CK73FF1C105Z	CHIP C 1.0UF Z		
C58			CE04LW0J331M	ELECTRO 330UF 6.3WV		
C59			CK73FF1C105Z	CHIP C 1.0UF Z		
C60			CC73FCH1H470J	CHIP C 47PF J		
C61			CE04LW1A101M	ELECTRO 100UF 10WV		
C62, 63			CK73FF1E104Z	CHIP C 0.10UF Z		

L : Scandinavia K : USA P : Canada R : Mexico C : China I : Malaysia  
 Y : PX(Far East, Hawaii) T : Europe E : Europe G : Germany V : China(Shanghai)  
 Y : AAFES(Europe) X : Australia Q : Russia H : Korea M : Other Areas △ indicates safety critical components.

PARTS LIST

RXD-951/A700/A900/N616/N818/N919

\* New Parts  
 Parts without **Parts No.** are not supplied.  
 Les articles non mentionnés dans le **Parts No.** ne sont pas fournis.  
 Teile ohne **Parts No.** werden nicht geliefert.

45

Ref. No	Add-ress	New Parts	Parts No.	Description	Desti-nation	Re-marks
C64-68			CC73FCH1H101J	CHIP C 100PF J		
C69			CK73FB1H103K	CHIP C 0.010UF K		
C70-72			CC73FCH1H101J	CHIP C 100PF J		
C73			CE04LW0J221M	ELECTRO 220UF 6.3WV		
C74			CE04LW1H100M	ELECTRO 10UF 50WV		
C75			CE04LW0J221M	ELECTRO 220UF 6.3WV	I2I3I4	
C76			CE04LW1H100M	ELECTRO 10UF 50WV	M2M3M4	
C76			CE04LW1H100M	ELECTRO 10UF 50WV		
C77			CE04LW1A471M	ELECTRO 470UF 10WV		
C78			CK73FB1H103K	CHIP C 0.010UF K		
C79			CC73FCH1H101J	CHIP C 100PF J		
C81-84			CC73FCH1H101J	CHIP C 100PF J		
C85			CC73FCH1H220J	CHIP C 22PF J	I2I3I4	
C85			CC73FCH1H220J	CHIP C 22PF J	M2M3M4	
C86, 87			CE04LW1A101M	ELECTRO 100UF 10WV		
C88			CK73FF1C105Z	CHIP C 1.0UF Z		
C89			CK73FF1E104Z	CHIP C 0.10UF Z		
C90			CC73FCH1H101J	CHIP C 100PF J		
C91, 92			CQ93FMG1H102J	MYLAR 1000PF J		
C93			CC73FCH1H030C	CHIP C 3.0PF C		
C94, 95			CK73FF1C105Z	CHIP C 1.0UF Z		
C97, 98			CK73FB1H103K	CHIP C 0.010UF K		
C99			CK73FF1C105Z	CHIP C 1.0UF Z		
C100			CC73FCH1H101J	CHIP C 100PF J		
C101			CK73FB1H103K	CHIP C 0.010UF K		
CN1			E40-8151-05	FLAT CABLE CONNECTOR		
CN2			E40-4979-05	PIN ASSY		
CN3			E40-4377-05	PIN ASSY		
CN4			E40-8255-05	FLAT CABLE CONNECTOR		
CN5			E40-8251-05	FLAT CABLE CONNECTOR		
CN6		*	E40-8202-05	SOCKET FOR PIN ASSY		
CN7			E40-4763-05	PIN ASSY		
CN8			E40-3247-05	PIN ASSY		
CN9			E40-4762-05	PIN ASSY		
J1			E63-0130-05	PHONO JACK		
E3-7			J11-0809-05	WIRE CLAMPER		
L1			L40-1001-31	SMALL FIXED INDUCTOR(10UH,K)		
X1			L77-2190-05	CRYSTAL RESONATOR(16.9344MHZ)		
X2			L78-0290-05	RESONATOR (8MHZ)		
R1			RK73FB2A224J	CHIP R 220K J 1/10W		
R2-5			RK73FB2A683J	CHIP R 68K J 1/10W		
R6			RK73FB2A224J	CHIP R 220K J 1/10W		
R7			RK73FB2A100J	CHIP R 10 J 1/10W		
R8			RK73FB2A273J	CHIP R 27K J 1/10W		
R9			RK73FB2A153J	CHIP R 15K J 1/10W		
R10, 11			RK73FB2A101J	CHIP R 100 J 1/10W		
R12			RK73FB2A103J	CHIP R 10K J 1/10W		
R13			RK73FB2A152J	CHIP R 1.5K J 1/10W		
R14			RK73FB2A222J	CHIP R 2.2K J 1/10W		
R15, 16			RK73FB2A103J	CHIP R 10K J 1/10W		
R17			RK73FB2A564J	CHIP R 560K J 1/10W		
R18, 19			RK73FB2A104J	CHIP R 100K J 1/10W		
R20			RK73FB2A474J	CHIP R 470K J 1/10W		
R21, 22			RK73FB2A101J	CHIP R 100 J 1/10W		

L : Scandinavia    K : USA    P : Canada    R : Mexico    C : China    I : Malaysia  
 Y : PX(Far East, Hawaii)    T : Europe    E : Europe    G : Germany    V : China(Shanghai)  
 Y : AAFES(Europe)    X : Australia    Q : Russia    H : Korea    M : Other Areas    Δ indicates safety critical components.

PARTS LIST

\* New Parts  
 Parts without **Parts No.** are not supplied.  
 Les articles non mentionnés dans le **Parts No.** ne sont pas fournis.  
 Teile ohne **Parts No.** werden nicht geliefert.

46

Ref. No	Add-ress	New Parts	Parts No.	Description	Desti-nation	Re-marks
R23			RK73FB2A104J	CHIP R 100K J 1/10W		
R24			RK73FB2A103J	CHIP R 10K J 1/10W		
R25			RK73FB2A104J	CHIP R 100K J 1/10W		
R26, 27			RK73FB2A472J	CHIP R 4.7K J 1/10W		
R28, 29			RK73FB2A153J	CHIP R 15K J 1/10W		
R30			RK73FB2A104J	CHIP R 100K J 1/10W		
R31			RK73FB2A333J	CHIP R 33K J 1/10W		
R32			RK73FB2A104J	CHIP R 100K J 1/10W		
R33			RK73FB2A103J	CHIP R 10K J 1/10W		
R34, 35			RK73FB2A332J	CHIP R 3.3K J 1/10W		
R36			RK73FB2A105J	CHIP R 1.0M J 1/10W		
R37			RK73FB2A104J	CHIP R 100K J 1/10W		
R38			RK73FB2A472J	CHIP R 4.7K J 1/10W		
R39			RK73FB2A101J	CHIP R 100 J 1/10W		
R40			RK73FB2A681J	CHIP R 680 J 1/10W		
R41			RK73FB2A221J	CHIP R 220 J 1/10W		
R42			RK73FB2A470J	CHIP R 47 J 1/10W		
R43			RK73FB2A104J	CHIP R 100K J 1/10W		
R44			RK73FB2A472J	CHIP R 4.7K J 1/10W		
R45			RK73FB2A4R7J	CHIP R 4.7 J 1/10W		
R46			RK73FB2A101J	CHIP R 100 J 1/10W		
R47, 48			RK73FB2A470J	CHIP R 47 J 1/10W		
R49, 50			RK73FB2A621J	CHIP R 620 J 1/10W		
R51, 52			RK73FB2A332J	CHIP R 3.3K J 1/10W		
R53, 54			RK73FB2A103J	CHIP R 10K J 1/10W		
R55, 56			RK73FB2A101J	CHIP R 100 J 1/10W		
R57, 58			RK73FB2A103J	CHIP R 10K J 1/10W		
R59, 60			RK73FB2A132J	CHIP R 1.3K J 1/10W		
R61, 62			RK73FB2A912J	CHIP R 9.1K J 1/10W		
R63, 64			RK73FB2A512J	CHIP R 5.1K J 1/10W		
R65, 66			RK73FB2A362J	CHIP R 3.6K J 1/10W		
R67, 68			RK73FB2A102J	CHIP R 1.0K J 1/10W		
R71			RK73FB2A101J	CHIP R 100 J 1/10W		
R72			RK73FB2A471J	CHIP R 470 J 1/10W		
R73			RK73FB2A101J	CHIP R 100 J 1/10W		
R74			RK73FB2A471J	CHIP R 470 J 1/10W		
R75			RK73FB2A103J	CHIP R 10K J 1/10W		
R76-84			RK73FB2A104J	CHIP R 100K J 1/10W		
R85-89			RK73FB2A102J	CHIP R 1.0K J 1/10W		
R90-92			RK73FB2A101J	CHIP R 100 J 1/10W		
R93			RK73FB2A331J	CHIP R 330 J 1/10W		
R94-96			RK73FB2A101J	CHIP R 100 J 1/10W		
R97			RK73FB2A102J	CHIP R 1.0K J 1/10W		
R98			RK73FB2A101J	CHIP R 100 J 1/10W		
R99			RK73FB2A472J	CHIP R 4.7K J 1/10W		
R100			RK73FB2A103J	CHIP R 10K J 1/10W		
R102-106			RK73FB2A101J	CHIP R 100 J 1/10W		
R107			RK73FB2A102J	CHIP R 1.0K J 1/10W		
R108, 109			RK73FB2A472J	CHIP R 4.7K J 1/10W		
R111			RK73FB2A104J	CHIP R 100K J 1/10W		
R112			RK73FB2A1R0J	CHIP R 1 J 1/10W		
R113, 114			RK73FB2A104J	CHIP R 100K J 1/10W		
R115, 116			RK73FB2A1R0J	CHIP R 1 J 1/10W		
R117			RK73FB2A221J	CHIP R 220 J 1/10W		
R118			RK73FB2A101J	CHIP R 100 J 1/10W		

L : Scandinavia    K : USA    P : Canada    R : Mexico    C : China    I : Malaysia  
 Y : PX(Far East, Hawaii)    T : Europe    E : Europe    G : Germany    V : China(Shanghai)  
 Y : AAFES(Europe)    X : Australia    Q : Russia    H : Korea    M : Other Areas    Δ indicates safety critical components.



\* New Parts

Parts without **Parts No.** are not supplied.

Les articles non mentionnés dans le **Parts No.** ne sont pas fournis.

Teile ohne **Parts No.** werden nicht geliefert.

47

Ref. No	Add-ress	New Parts	Parts No.	Description	Desti-nation	Re-marks
R119			RK73FB2A473J	CHIP R 47K J 1/10W		
R120-127			RK73FB2A220J	CHIP R 22 J 1/10W		
R128			RK73FB2A101J	CHIP R 100 J 1/10W		
R129			RK73FB2A473J	CHIP R 47K J 1/10W		
R130			RK73FB2A470J	CHIP R 47 J 1/10W	I2I3I4	
R130			RK73FB2A470J	CHIP R 47 J 1/10W	M2M3M4	
R131			RK73FB2A223J	CHIP R 22K J 1/10W		
R132			RK73FB2A123J	CHIP R 12K J 1/10W		
R133			RK73FB2A103J	CHIP R 10K J 1/10W		
R134			RK73FB2A113J	CHIP R 11K J 1/10W		
R135			RK73FB2A123J	CHIP R 12K J 1/10W		
R136			RK73FB2A102J	CHIP R 1.0K J 1/10W		
R137			RK73FB2A621J	CHIP R 620 J 1/10W		
R138			RK73FB2A682J	CHIP R 6.8K J 1/10W		
VR1			R12-3101-05	TRIMMING POT.		
D1-4			MA111	DIODE		
D9			UD23.9B	ZENER DIODE		
D10, 11			MA111	DIODE		
IC1			BA5979S	ANALOGUE IC		
IC2			CXA1571M	IC(CD RF AMP)		
IC3		*	CXD2585Q	MOS-IC		
IC4			PCM1717E	MOS-IC		
IC5		*	MN1873223AHA	MI-COM IC		
IC6			NJM2100M	IC(OP AMPLIFIER)		
IC7			TC7SU04F	MOS-IC		
IC8, 9			TA8409S	MOS-IC		
Q1			2SA954(L,K)	TRANSISTOR		
Q7			2SC3940A(R,S)	TRANSISTOR		
Q8, 9			DTC124EUA	DIGITAL TRANSISTOR		
Q8, 9			UN5212	DIGITAL TRANSISTOR		
Q10			2SB764(E,F)	TRANSISTOR		
Q11			DTC124EUA	DIGITAL TRANSISTOR		
Q11			UN5212	DIGITAL TRANSISTOR		
A1			W02-1114-05	OSCILLATING MODULE	I2I3I4	
A1			W02-1114-05	OSCILLATING MODULE	M2M3M4	
<b>CD MECHA UNIT (X32-359X-XX)</b>						
C1			CE04KW1A101M	ELECTRO 100UF 10WV		
C2			CE04KW0J331M	ELECTRO 330UF 6.3WV		
C3			CE04KW1A101M	ELECTRO 100UF 10WV		
C4			CC45FCH1H680J	CERAMIC 68PF J		
C5			CF92FV1H474J	MF-C 0.47UF J		
C6			CK45FF1H103Z	CERAMIC 0.010UF Z		
C7			CQ93FMG1H332J	MYLAR 3300PF J		
C8			CQ93FMG1H152J	MYLAR 1500PF J		
C9			CQ93FMG1H473J	MYLAR 0.047UF J		
C10			CK45FF1H103Z	CERAMIC 0.010UF Z		
C11			CE04KW0J331M	ELECTRO 330UF 6.3WV		
C12			CK45FF1H103Z	CERAMIC 0.010UF Z		
C13			CE04KW0J331M	ELECTRO 330UF 6.3WV		
C14			CF92FV1H104J	MF-C 0.10UF J		
C15			CE04KW1A101M	ELECTRO 100UF 10WV		
C16			CK45FB1H471K	CERAMIC 470PF K		
C17			CE04HW1E4R7M	NP-ELEC 4.7UF 25WV		
C18			CC45FSL1H221J	CERAMIC 220PF J		

L: Scandinavia K: USA P: Canada R: Mexico C: China I: Malaysia  
 Y: PX(Far East, Hawaii) T: Europe E: Europe G: Germany V: China(Shanghai)  
 Y: AAFES(Europe) X: Australia Q: Russia H: Korea M: Other Areas  $\Delta$  indicates safety critical components.

\* New Parts

Parts without **Parts No.** are not supplied.

Les articles non mentionnés dans le **Parts No.** ne sont pas fournis.

Teile ohne **Parts No.** werden nicht geliefert.

48

Ref. No	Add-ress	New Parts	Parts No.	Description	Desti-nation	Re-marks
C19, 20			CC45FSL1H101J	CERAMIC 100PF J		
C21			CE04KW1A101M	ELECTRO 100UF 10WV		
C22			CQ93FMG1H333J	MYLAR 0.033UF J		
C23, 24			CC45FCH1H560J	CERAMIC 56PF J	E2Q1	
C23, 24			CC45FCH1H560J	CERAMIC 56PF J	I1X1E1	
C23, 24			CC45FCH1H560J	CERAMIC 56PF J		Y1M1M5
C25			CC45FCH1H100D	CERAMIC 10PF D		E2Q1
C25			CC45FCH1H100D	CERAMIC 10PF D		I1X1E1
C25			CC45FCH1H100D	CERAMIC 10PF D		Y1M1M5
C30			CF92FV1H224J	MF-C 0.22UF J		
C31, 32			CQ93FMG1H102J	MYLAR 1000PF J		
C37, 38			CQ93FMG1H222J	MYLAR 2200PF J		E2Q1
C37, 38			CQ93FMG1H222J	MYLAR 2200PF J		I1X1E1
C37, 38			CQ93FMG1H222J	MYLAR 2200PF J		Y1M1M5
C39, 40			CQ93FMG1H391K	MYLAR 390PF K		E2Q1
C39, 40			CQ93FMG1H391K	MYLAR 390PF K		I1X1E1
C39, 40			CQ93FMG1H391K	MYLAR 390PF K		Y1M1M5
C41, 42			CQ93FMG1H103J	MYLAR 0.010UF J		
C43, 44			CE04KW1H2R2M	ELECTRO 2.2UF 50WV		
C45-47			CK45FF1H103Z	CERAMIC 0.010UF Z		
C48			CK45FB1H102K	CERAMIC 1000PF K		
C49			CC45FSL1H151J	CERAMIC 150PF J		
C50			CK45FB1H681K	CERAMIC 680PF K		
C51			CE04KW1H100M	ELECTRO 10UF 50WV	E2Q1	
C51			CE04KW1H100M	ELECTRO 10UF 50WV	I1X1E1	
C51			CE04KW1H100M	ELECTRO 10UF 50WV		Y1M1M5
C51			CE04KW1A101M	ELECTRO 100UF 10WV		
C63, 64			CE04HW1H010M	NP-ELEC 1.0UF 50WV		
CN1			E40-8151-05	FLAT CABLE CONNECTOR		
CN2			E40-4377-05	PIN ASSY		
CN3			E40-4763-05	PIN ASSY		
CN4			E40-3247-05	PIN ASSY		
CN5			E40-4762-05	PIN ASSY		
CN6			E40-8255-05	FLAT CABLE CONNECTOR		
CN7			E40-4979-05	PIN ASSY		
E2-6			J11-0809-05	WIRE CLAMPER		
L1			L40-1001-17	SMALL FIXED INDUCTOR(10UH,K)		
X1			L77-2190-05	CRYSTAL RESONATOR(16.9344MHZ)	E2Q1	
X1			L77-2190-05	CRYSTAL RESONATOR(16.9344MHZ)	I1X1E1	
X1			L77-2190-05	CRYSTAL RESONATOR(16.9344MHZ)	Y1M1M5	
X1			L78-0299-05	RESONATOR (16.93M)	E3	
X1			L78-0299-05	RESONATOR (16.93M)		K1P1K2
X1			L78-0299-05	RESONATOR (16.93M)		P2X2Q2
VR1			R12-3101-05	TRIMMING POT.		
D1-6			HSS104A	DIODE		
D1-6			1SS133	DIODE		
IC1			CXA1571M	ANALOGUE IC		
IC2			CXD2587Q	MOS-IC		
IC3			BA5979S	ANALOGUE IC		
IC4, 5			TA8409S	MOS-IC		
Q1			2SA954(L,K)	TRANSISTOR		
Q6, 7			DTC124ESA	DIGITAL TRANSISTOR		

L: Scandinavia K: USA P: Canada R: Mexico C: China I: Malaysia  
 Y: PX(Far East, Hawaii) T: Europe E: Europe G: Germany V: China(Shanghai)  
 Y: AAFES(Europe) X: Australia Q: Russia H: Korea M: Other Areas  $\Delta$  indicates safety critical components.

PARTS LIST

RXD-951/A700/A900/V616/V818/V919

\* New Parts  
Parts without **Parts No.** are not supplied.  
Les articles non mentionnés dans le **Parts No.** ne sont pas fournis.  
Teile ohne **Parts No.** werden nicht geliefert.

49

Ref. No	Add-ress	New Parts	Parts No.	Description	Desti-nation	Re-marks
Q6, 7 Q8			UN4212 25B764(E,F)	DIGITAL TRANSISTOR TRANSISTOR		
A1			W02-1114-05	OSCILLATING MODULE	E2Q1	
A1			W02-1114-05	OSCILLATING MODULE	I1X1E1	
A1			W02-1114-05	OSCILLATING MODULE	Y1M1M5	
<b>CD MECHANISM (D40-1590-08)</b>						
101	3B		A10-3119-08	CHASSIS (MAIN)		
102	3A		A15-0089-08	FRAME (MD-B)		
105	2A		D10-3538-08	SLIDER (LIFT)		
107	2B		D10-3459-08	LEVER (LOCK)		
108	2A		D10-3638-08	LEVER (BRAKE)		
109	2B		D10-3496-18	FRICITION ARM ASSY		
110	2A		D10-3659-04	FEED SHAFT		
113	1A		D13-1599-08	GEAR (IDLER)		
114	2B		D13-1600-08	GEAR (LOAD)		
115	2B		D13-1601-08	GEAR (CENTER)		
117	3A		D13-1603-08	CAM GEAR (UP/DOWN)		
118	1A		D13-1604-08	GEAR (HELICAL)		
119	2A		D13-1765-03	GEAR		
120	2B, 3B		D14-0361-08	ROLLER (TRAY)		
122	2B		D15-0366-08	PULLEY (LOAD)		
123	2B		D16-0363-08	DRIVE BELT		
125	2B		D21-1762-08	SHAFT (PULLEY)		
126	2A		D13-1763-04	GEAR (MIDDLE)		
132	2A, 2B		E35-0811-08	3P WIRE		
133	3B		E35-1184-08	6P WIRE		
134	2A		E35-1185-08	6P FLAT WIRE		
135	3A		E35-1186-08	6P WIRE (TU-D)		
136	3A		E35-1187-08	16P FLAT CABLE		
137	3A		E40-3264-05	CONNECTOR		
140	1A		F07-0773-08	COVER (TRAY)		
141	2A		N19-1441-08	WASHER		
143	2A		N19-1435-05	FLAT WASHER		
145	3A		G01-3806-18	SPRING (MD-H)		
146	3A		G01-3807-18	SPRING (MD-G)		
148	3A		G01-3663-08	SPRING (CAM)		
149	2B		G01-3664-08	SPRING (LOCK)		
150	2A		G01-3931-08	SPRING (BRAKE)		
151	2A		G01-3768-08	SPRING (LIFT)		
152	1A, 1B		G16-0821-04	SHEET (TRAY)		
153	3B		G16-0856-08	FILAMENT TAPE		
155	2A		J02-1133-08	INSULATOR		
156	2B		J11-0813-08	CLAMPER		
157	1B		J19-3758-08	BRACKET (CLAMP)		
158	2B		J19-3660-08	BRACKET (GEAR)		
159	2B, 3B		J19-3661-08	BRACKET (TRAY)		
160	3B		J61-0081-05	SK BINDER SKB-100		
161	1A		J99-0541-08	TRAY (SLIDE)		
162	1A		J99-0542-08	TRAY (ROTARY)		
163	2A		J90-0844-03	GUIDE (RAIL)		
L			N09-2658-08	SCREW		
M			N09-3053-08	SCREW		

L : Scandinavia K : USA P : Canada R : Mexico C : China I : Malaysia  
Y : PX(Far East, Hawaii) T : Europe E : Europe G : Germany V : China(Shanghai)  
Y : AAFES(Europe) X : Australia Q : Russia H : Korea M : Other Areas indicates safety critical components.

\* New Parts  
Parts without **Parts No.** are not supplied.  
Les articles non mentionnés dans le **Parts No.** ne sont pas fournis.  
Teile ohne **Parts No.** werden nicht geliefert.

50

Ref. No	Add-ress	New Parts	Parts No.	Description	Desti-nation	Re-marks
N			N09-3107-08	SCREW		
P			N09-3140-08	SCREW		
Q			N09-3141-08	SCREW		
165	2B		S33-2061-05	LEVER SWITCH		
166	1A, 2A		S64-0025-08	LEVER SWITCH	MXS00621NLBO	
167	3A		S74-0065-05	LEAF SWITCH		
171	1B		T99-0544-05	MAGNET		
DM	3A		A11-1114-08	T T CHASSIS ASSY		
FM	3A		T42-0872-08	FEED MOTOR ASSY		
LM	3B		T42-0682-08	MOTOR PULLEY ASSY		
PU	3A		T25-0050-05	PICKUP (KCP1H)		
RTM	2B		T42-0683-08	MOTOR WORM ASSY		
<b>CASSETTE MECHANISM (D40-1588-08)</b>						
401	1D		A10-3340-08	CHASSIS		
402	2C		A10-3350-08	HEAD CHASSIS		
403	1E		A11-1119-08	MECHA BASE ASSY		
404	2E		D01-0201-08	FLYWHEEL ASSY (R)		
405	1C		D01-0202-08	FLYWHEEL ASSY (L)		
406	2D		D10-3711-08	INTER LOCK ARM (BR)B		
407	1C		D10-3712-08	INTER LOCK ARM (BL)A		
408	2E		D10-3717-08	TRIGGER ARM		
409	2E		D10-3718-08	BRAKE ARM		
410	2D		D13-1809-08	CAM GEAR		
411	1E		D13-1810-08	IDLER GEAR (REM)		
412	1D		D13-1811-08	IDLER GEAR		
413	1C, 2C		D13-1813-08	RETURN GEAR		
414	1C, 2C		D13-1814-08	ROTATOR		
415	1C, 2E		D13-1812-08	REEL GEAR		
416	2D		D14-0387-08	PINCH ASSY (R)		
417	2C0		D14-0388-08	PINCH ASSY (L)		
418	1D		D15-0400-08	PULLEY GEAR		
419	2E		D16-0716-08	DRIVE BELT		
420	2E		D16-0717-08	CLUTCH BELT (W)		
421	1D		D19-0306-08	CLUTCH ASSY		
422	2C		D23-0329-08	HOUSING ASSY (L)		
423	2D		D23-0330-08	HOUSING ASSY (R)		
424	1D, 1E		B30-2409-08	LED		
425	1E		E35-2172-08	15P FLAT RIBBON WIRE		
427	1E		E35-1818-08	MOTOR WIRE		
429	1C, 2D		G01-3709-08	B.T SPRING		
430	2E		G01-3990-08	TRIGGER ARM SP		
431	1D		G01-3991-08	CLUTCH ARM SP		
432	2C		G01-3992-08	HERD RETURN SP		
433	2D		G01-3993-08	HERD CHASSIS SP		
434	1C, 2C		G01-3994-08	RETURN GEAR SP		
435	1C, 2C		G01-3995-08	EARTH SP		
436	1C		G01-3996-08	INTER LOCK SP (BL)		
437	1C, 2D		G01-3997-08	INTER LOCK SP (C)		
438	2E		G01-3998-08	BRAKE ARM SP		
439	2D		G01-3999-08	INTER LOCK SP (BR)		
440	1D		G02-0913-08	PACK SP		
441	1C, 2C		G02-1623-08	AZIMUTH PLATE		
442	1C, 2C		G11-2100-08	HEAD WIRE CLAMP		

L : Scandinavia K : USA P : Canada R : Mexico C : China I : Malaysia  
Y : PX(Far East, Hawaii) T : Europe E : Europe G : Germany V : China(Shanghai)  
Y : AAFES(Europe) X : Australia Q : Russia H : Korea M : Other Areas indicates safety critical components.

**HOW TO READ THE PARTS LIST**

**ABBREVIATION OF MODEL AND MASS PRODUCTION'S DESTINATIONS**

MODEL	ABB.	Australia	Canada	China	England	Europe	Germany	Korea	Malaysia
RXD-A900	-	-	P1	-	-	-	-	-	-
RXD-951	-	X1	-	-	-	E1	-	-	I1
RXD-951E	-	-	-	-	-	E2	-	-	-
RXD-951W	-	-	-	-	-	-	-	-	-
RXD-A700	-	X2	P2	-	-	-	-	-	-
RXD-A700E	-	-	-	-	-	E3	-	-	-
RXD-A700W	-	-	-	-	-	-	-	-	-
RXD-V616	-	-	-	-	-	-	-	-	I4
RXD-V818	-	-	-	-	-	-	-	-	I3
RXD-V919	-	-	-	-	-	-	-	-	I2

MODEL	ABB.	Mexico	PX/AAFES	Russia	Scandinavia	Shanghai	USA	Other area
RXD-A900	-	-	-	-	-	-	K1	-
RXD-951	-	-	Y1	Q1	-	-	-	M1
RXD-951	-	-	-	-	-	-	-	M5
RXD-951E	-	-	-	-	-	-	-	-
RXD-951W	-	-	-	-	-	-	-	-
RXD-A700	-	-	-	-	-	-	K2	-
RXD-A700E	-	-	-	-	-	-	-	-
RXD-A700W	-	-	-	Q2	-	-	-	-
RXD-V616	-	-	-	-	-	V4	-	M4
RXD-V818	-	-	-	-	-	V3	-	M3
RXD-V919	-	-	-	-	-	V2	-	M2

\* New Parts

Parts without **Parts No.** are not supplied.

Les articles non mentionnés dans le **Parts No.** ne sont pas fournis.

Teile ohne **Parts No.** werden nicht geliefert.

51

Ref. No	Add-ress	New Parts	Parts No.	Description	Desti-nation	Re-marks
443	1E		J19-5929-08	CABLE HOLDER		
444	2C		E35-1819-08	HEAD WIRE		
445	2C		E35-1821-08	HEAD WIRE		
446	2D		J21-6473-08	H/D RETURN PLATE		
447	1C, 2C		J21-6474-08	HEAD PLATE		
450	1C, 2C		J31-0877-08	ROTATOR COLLAR		
451	1C, 2C		J39-0200-08	HEAD BASE		
452	1C, 2D		J42-0183-08	REEL BUSH		
453	2E		J69-0086-08	FILAMENT TAPE		
454	2D		J90-0849-08	CASSETTE GUIDE		
455	1C, 2D		D19-0270-08	REEL CAP (A)		
473	1D, 1E		RD14BB2C222J	RESISTOR 2.2ohm		
475	1E		S74-0033-08	REC SWITCH		
476	1E		S74-0042-08	PLAY SWITCH		
479	1E		T42-0919-08	MOTOR ASSY		
480	1E		T94-0239-08	SOLENOID ASSY		
481	1E		T95-0154-08	PHOTO INTERRUPTER		
CA			N09-3372-08	HEAD SCREW		
CB			N09-1497-08	TAP TITE SCREW 2X5		
CC			N09-3384-08	TAPPING SCREW 1.7X8		
CD			N09-2877-08	TAPTITE SCREW 2X4		
CE			N09-2900-08	BIND TAPPING SCREW 2X6		
CF			N35-2604-08	BINDING SCREW 2.6X4		
CG			N09-3112-08	AZIMUTH SCREW		
CH			N09-3371-08	SCREW (CAM)		
CJ			N19-1439-08	POLY MASHER 4X7X.04CUT		
CK			N19-1355-08	NYLON WASHER 1.9X5X0.5		
CL			N19-1354-08	NYLON WASHER 2.19X5.5X0.5		
CM			N19-1387-08	TEFLON WASHER 4.1X5.5X0.25		
CN			N19-1384-08	POLY WASHER 2.1X5X0.25		
CP			N19-1388-08	POLY WASHER 1.57X4X0.5CUT		
CQ			N19-1385-08	POLY WASHER 2.3X4X0.25		
CR			N09-3366-08	SCREW (INTER LOCK)		
CS			N19-1316-08	POLY WASHER 1.8X6X0.5CUT		
CT			N19-1288-08	POLY WASHER 1.57X5X0.5CUT		
CU			N09-0832-08	TAPTITE SCREW 2.6X6		
PH	1C		T31-0077-08	POTATION HEAD		
RPEH	2C		T34-0352-08	ROTATION HEAD (RP) KC9142		

L : Scandinavia

K : USA

P : Canada

R : Mexico

C : China

I : Malaysia

Y : PX(Far East, Hawaii)

T : Europe

E : Europe

G : Germany

V : China(Shanghai)

Y : AAFES(Europe)

X : Australia

Q : Russia

H : Korea

M : Other Areas

▲ indicates safety critical components.

**PARTS LIST**

**RXD-951/A700/A900/V616/V818/V919**

## SPECIFICATIONS

### RXD-951/A900

#### Main unit

##### [ Amplifier section ]

Rated output power during STEREO operation  
(U.S.A. and Canada)

100 watts per channel minimum RMS, both channels driven, at 6 Ω  
form 14 Hz to 14 kHz with no more than 0.9 % total harmonic distortion. (FTC)

(Europe, U.K. and Russia)	
(DIN) 1 kHz, 0.7 % T.H.D., 6 Ω	
Two channels driven .....	100 W + 100 W
(Other countries)	
1 kHz, 1.0 % T.H.D., 6 Ω	
Two channels driven .....	115 W + 115 W
Effective output power during STEREO operation (Except for U.S.A. and Canada)	
FRONT (1 kHz, 10 % T.H.D., 6 Ω) .....	135 W + 135 W
Effective output power during SURROUND operation (Except for U.S.A. and Canada)	
FRONT (1 kHz, 10 % T.H.D., 6 Ω)	
One channel driven .....	100 W + 100 W
SUB WOOFER (60 Hz, 10 % T.H.D., 12 Ω // 12 Ω)	
One channel driven .....	100 W + 100 W
CENTER (1 kHz, 10 % T.H.D., 6 Ω)	
One channel driven .....	100 W
SURROUND (1 kHz, 10 % T.H.D., 12 Ω // 12 Ω)	
One channel driven .....	100 W + 100 W
Signal to noise ratio	
AUX .....	90 dB
Input sensitivity / impedance	
AUX .....	270 mV / 47 kΩ
MIC 1, 2 (Except for some areas) .....	1.6 mV / 22 kΩ
Output level / impedance	
AUX (Except for U.S.A. and Canada) .....	1.2 V / 1 kΩ

##### [ Tuner section ]

FM tuner section	
Tuning frequency range .....	87.5 MHz ~ 108 MHz
(For Russia) .....	65.0 MHz ~ 74.0 MHz
MW (AM) Tuner section	
Tuning frequency range (Europe, U.K. and Russia) .....	531 kHz ~ 1,602 kHz
(Other countries)	
9 kHz step .....	531 kHz ~ 1,602 kHz
10 kHz step .....	530 kHz ~ 1,610 kHz
(U.S.A. and Canada) .....	530 kHz ~ 1,700 kHz
LW tuner section (For the United Kingdom and Russia)	
Tuning frequency range .....	153 kHz ~ 279 kHz

##### [ Cassette deck section ]

Track .....	4-track, 2-channel stereo
Recording system .....	AC bias system (Frequency: 105 kHz)
Heads	
A deck Playback head .....	1
B deck Playback / recording head .....	1
Erasing head .....	1
Motors .....	2
Fast winding time .....	Approx. 115 seconds (C-60 tape)

##### [ CD player section ]

Laser .....	Semiconductor laser
Wow & Flutter .....	Less than unmeasurable Limit (Except for U.S.A. and Canada)
Digital output .....	- 15 dBm ~ - 21 dBm (Wave length 660 nm)

##### [ General ]

Power consumption .....	200 W
Dimensions .....	W: 280 mm (11") H: 332 mm (13-1/16") D: 350 mm (13-3/4")
Weight (net) .....	11.8kg (26.0 lb)

### RXD-A700

#### Main unit

##### [ Amplifier section ]

Rated output power during STEREO operation  
(U.S.A. and Canada)

70 watts per channel minimum RMS, both channels driven, at 6 Ω  
form 40 Hz to 14 kHz with no more than 0.9 % total harmonic distortion.

(Other countries)	
1 kHz, 1.0 % T.H.D., 6 Ω	
Two channels driven .....	85 W + 85 W
Effective output power during STEREO operation (Except for U.S.A. and Canada)	
FRONT (1 kHz, 10 % T.H.D., 6 Ω) .....	100 W + 100 W
Effective output power during SURROUND operation (Except for U.S.A. and Canada)	
FRONT (1 kHz, 10 % T.H.D., 6 Ω)	
One channel driven .....	70 W + 70 W
CENTER (1 kHz, 10 % T.H.D., 6 Ω)	
One channel driven .....	30 W
SURROUND (1 kHz, 10 % T.H.D., 12 Ω // 12 Ω)	
One channel driven .....	30 W + 30 W
Signal to noise ratio	
AUX .....	90 dB
Input sensitivity / impedance	
AUX .....	240 mV / 47 kΩ
Output level / impedance	
AUX (Except for U.S.A. and Canada) .....	1.2 V / 1 kΩ
SUPER WOOFER PREOUT .....	1.8 V / 600 Ω

##### [ Tuner section ]

FM tuner section	
Tuning frequency range .....	87.5 MHz ~ 108 MHz
(For Russia) .....	65.0 MHz ~ 74.0 MHz
MW (AM) Tuner section	
Tuning frequency range (Europe, U.K. and Russia) .....	531 kHz ~ 1,602 kHz
(Other countries)	
9 kHz step .....	531 kHz ~ 1,602 kHz
10 kHz step .....	530 kHz ~ 1,610 kHz
(U.S.A. and Canada) .....	530 kHz ~ 1,700 kHz
LW tuner section (For the United Kingdom and Russia)	
Tuning frequency range .....	153 kHz ~ 279 kHz

##### [ Cassette deck section ]

Track .....	4-track, 2-channel stereo
Recording system .....	AC bias system (Frequency: 105 kHz)
Heads	
A deck Playback head .....	1
B deck Playback / recording head .....	1
Erasing head .....	1
Motors .....	2
Fast winding time .....	Approx. 115 seconds (C-60 tape)

##### [ CD player section ]

Laser .....	Semiconductor laser
Wow & Flutter .....	Less than unmeasurable Limit (Except for U.S.A. and Canada)
Digital output .....	- 15 dBm ~ - 21 dBm (Wave length 660 nm)

##### [ General ]

Power consumption .....	190 W
Dimensions .....	W: 280 mm (11") H: 332 mm (13-1/16") D: 350 mm (13-3/4")
Weight (net) .....	11.7kg (25.7 lb)



1. KENWOOD follows a policy of continuous advancements in development. For this reason specifications may be changed without notice.  
2. Sufficient performance may not be possible at very low temperatures (0°C or less).

## SPECIFICATIONS

### RXD-V919/V818

#### Main unit

##### [ Amplifier section ]

Rated output power during STEREO operation	
1 kHz, 1.0 % T.H.D., 6 Ω	
Two channels driven	115 W + 115 W
Effective output power during STEREO operation	
1 kHz, 10 % T.H.D., 6 Ω	
Two channels driven	135 W + 135 W
Effective output power during SURROUND operation	
(For only XD-V919)	
FRONT (1 kHz, 10 % T.H.D., 6 Ω)	
One channel driven	100 W + 100 W
SUB WOOFER (60 Hz, 10 % T.H.D., 12 Ω / 12 Ω)	
One channel driven	100 W + 100 W
CENTER (1 kHz, 10 % T.H.D., 6 Ω)	
One channel driven	100 W
SURROUND (1 kHz, 10 % T.H.D., 12 Ω / 12 Ω)	
One channel driven	100 W + 100 W

Signal to noise ratio	
AUX	90 dB
Input sensitivity / impedance	
AUX	270 mV / 47 kΩ
Output level / impedance	
AUX	1.2 V / 1 kΩ

##### [ Tuner section ]

FM tuner section	
Tuning frequency range	87.5 MHz ~ 108 MHz
MW (AM) Tuner section	
Tuning frequency range	
9 kHz step	531 kHz ~ 1,602 kHz
10 kHz step	530 kHz ~ 1,610 kHz

##### [ Cassette deck section ]

Track	4-track, 2-channel stereo
Recording system	AC bias system (Frequency: 105 kHz)
Heads	
A deck Playback head	1
B deck Playback / recording head	1
Erasing head	1
Motors	2
Fast winding time	Approx. 115 seconds (C-60 tape)

##### [ CD player section ]

Laser	Semiconductor laser
Wow & Flutter	Less than unmeasurable Limit
Digital output	- 15 dBm ~ - 21 dBm (Wave length 660 nm)

##### [ General ]

Power consumption	(XD-V919) 230 W	(XD-V818) 210 W
Dimensions	W: 280 mm (11")	H: 332 mm (13-1/16")
		D: 350 mm (13-3/4")
Weight (net)	11.8 kg (26.0 lb)	

### RXD-V616

#### Main unit

##### [ Amplifier section ]

Rated output power during STEREO operation	
1 kHz, 1.0 % T.H.D., 6 Ω	85 W + 85 W
Effective output power during STEREO operation	
1 kHz, 10 % T.H.D., 6 Ω	100 W + 100 W
Signal to noise ratio	
AUX	90 dB
Input sensitivity / impedance	
AUX	240 mV / 47 kΩ
Output level / impedance	
AUX	1.2 V / 1 kΩ
SUPER WOOFER PRE OUT	1.8 V / 600 Ω

##### [ Tuner section ]

FM tuner section	
Tuning frequency range	87.5 MHz ~ 108 MHz
MW (AM) Tuner section	
Tuning frequency range	
9 kHz step	531 kHz ~ 1,602 kHz
10 kHz step	530 kHz ~ 1,610 kHz

##### [ Cassette deck section ]

Track	4-track, 2-channel stereo
Recording system	AC bias system (Frequency: 105 kHz)
Heads	
A deck Playback head	1
B deck Playback / recording head	1
Erasing head	1
Motors	2
Fast winding time	Approx. 115 seconds (C-60 tape)

##### [ CD player section ]

Laser	Semiconductor laser
Wow & Flutter	Less than unmeasurable Limit
Digital output	- 15 dBm ~ - 21 dBm (Wave length 660 nm)

##### [ General ]

Power consumption	200 W
Dimensions	W: 280 mm (11")
	H: 332 mm (13-1/16")
	D: 350 mm (13-3/4")
Weight (net)	11.7kg (25.7 lb)



1. KENWOOD follows a policy of continuous advancements in development. For this reason specifications may be changed without notice.
2. Sufficient performance may not be possible at very low temperatures (0°C or less).

# RXD-951/A700/A900/V616/V818/V919

**Note:**

Component and circuit are subject to modification to insure best operation under differing local conditions. This manual is based on Europe (E) standard, and provides information on regional circuit modification through use of alternate schematic diagrams, and information on regional component variations through use of parts list.

**KENWOOD CORPORATION**

14-6, Dogenzaka 1-chome, Shibuya-ku, Tokyo, 150-8501 Japan

**KENWOOD SERVICE CORPORATION**

P.O. BOX 22745, 2201 East Dominguez St., Long Beach, CA 90801-5745, U.S.A.

**KENWOOD ELECTRONICS CANADA INC.**

6070 Kestrel Road, Mississauga, Ontario, Canada L5T 1S8

**KENWOOD ELECTRONICS LATIN AMERICA S.A.**

P.O. BOX 55-2791, Piso 6 plaza Chase, Cl. 47 y Aquilino de la Guardia Panama, Republic de Panama

**KENWOOD ELECTRONICS BRASIL LTDA.**

Av Indianópolis, 628, 04062-001 Planalto Paullista São Paulo-SP-Brasil

**KENWOOD ELECTRONICS U.K. LIMITED**

KENWOOD House, Dwight Road, Watford, Herts., WD1 8EB., United Kingdom

**KENWOOD ELECTRONICS BELGUM N.V.**

Meachelsesteenweg 418, B-1930 Zaventem, Belgium

**KENWOOD ELECTRONICS DEUTSCHLAND GMBH**

Rembrücker Str. 15, 63150 Heusenstamm, Germany

**KENWOOD ELECTRONICS FRANCE S.A.**

13 Boulevard Ney, 75018 Paris, France

**KENWOOD ELECTRONICS ITALIA S.p.A.**

Via G. Sirtori, 7/9 20129, Milano, Italy

**KENWOOD IBÉRICA S.A.**

Bolivia, 239-08020 Barcelona, Spain

**KENWOOD ELECTRONICS AUSTRALIA PTY. LTD.**

(A.C.N. 001499 074)

P.O. Box 504, 8 Figtree Drive, Australia Centre, Homebush, N.S.W. 2140, Australia

**KENWOOD & LEE ELECTRONICS, LTD.**

Unit 3712-3724, Level 37, Tower 1, Metroplaza, 223 Hing Fong Road, Kwai Fong N.T., Hong Kong

**KENWOOD ELECTRONICS GULF FZE**

P.O. Box 61318, Jebel Ali, Dubai, U.A.E.

**KENWOOD ELECTRONICS SINGAPORE PTE LTD.**

No. 1 Genting Lane #02-02, KENWOOD Building, Singapore, 349544

**KENWOOD ELECTRONICS (MALAYSIA) SDN BHD.**

#4.01 Level 4, Wisma Academy Lot 4A, Jalan 19/1 46300 Petaling Jaya Selangor Darul Ehsan Malaysia

**KENWOOD ELECTRONICS (THAILAND) CO., LTD.**

573/111 Soi Ramkhamhaeng 39, Ramkhamhaeng Road, Wangthonglang, Bangkok, Bangkok 10301 Thailand