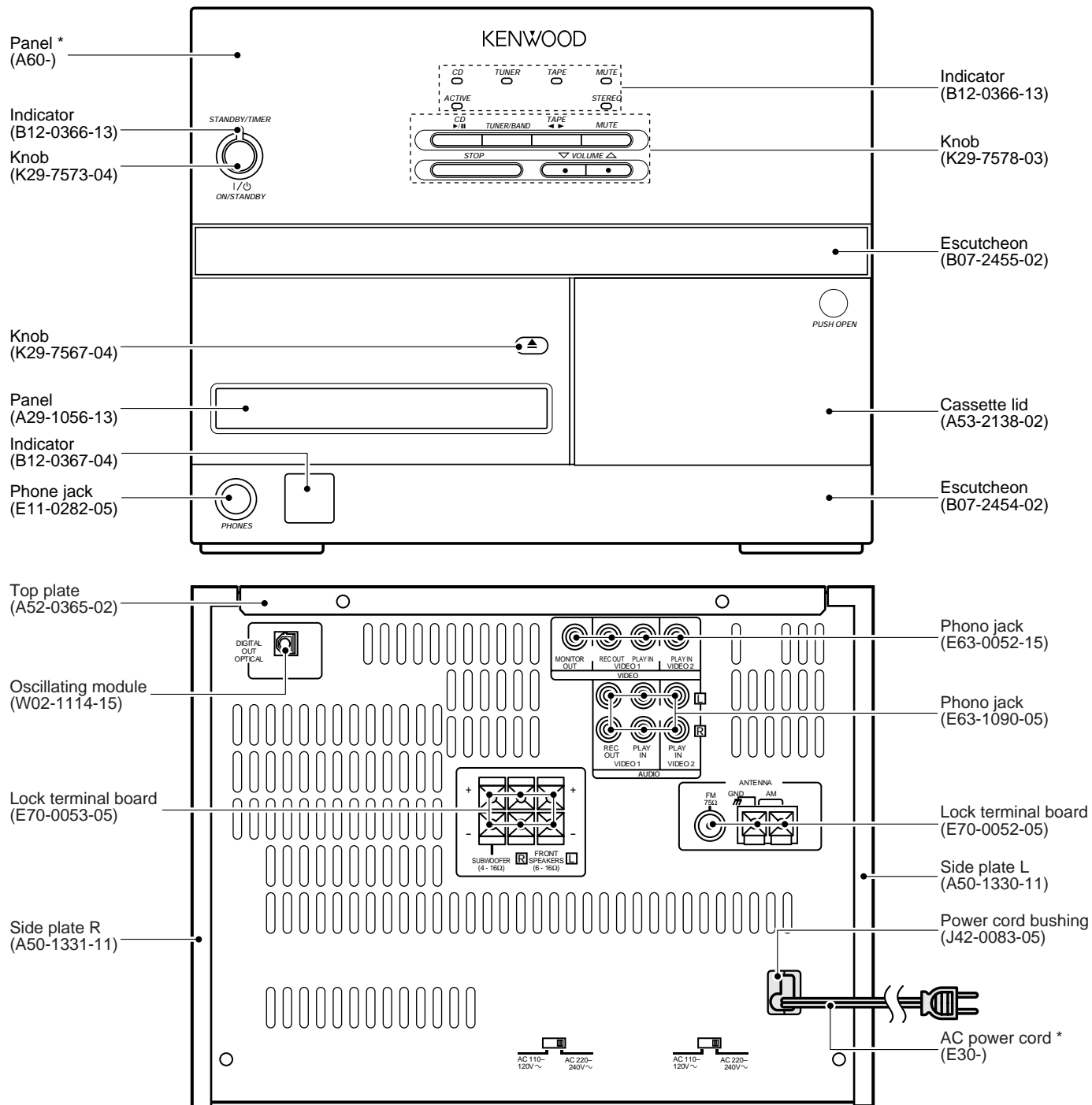


# RXD-NV500/NV600

## SERVICE MANUAL

(NV-500/600)

© 1999-7/B51-5559-00 (K/K) 3632



Illust is RXD-NV600.

\* Refer to parts list on page 35.

In compliance with Federal Regulations, following are reproductions of labels on, or inside the product relating to laser product safety.

KENWOOD-Corp. certifies this equipment conforms to DHHS Regulations No. 21 CFR 1040. 10, Chapter 1, Subchapter J.

**DANGER : Laser radiation when open and interlock defeated. AVOID DIRECT EXPOSURE TO BEAM.**

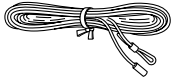
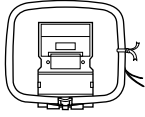
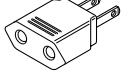
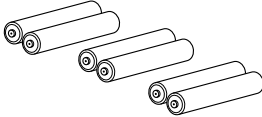
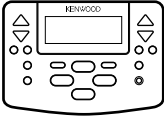
# RXD-NV500/NV600

## CONTENTS / ACCESSORIES / CAUTIONS

### Contents

CONTENTS / ACCESSORIES / CAUTIONS.....	2	WIRING DIAGRAM.....	12
CONTROLS.....	3	PC BOARD.....	13
DISASSEMBLY FOR REPAIR.....	4	SCHEMATIC DIAGRAM.....	19
BLOCK DIAGRAM.....	5	EXPLODED VIEW.....	33
CIRCUIT DESCRIPTION.....	6	PARTS LIST.....	35
ADJUSTMENT.....	11	SPECIFICATIONS.....	44

### Accessories

<p>FM indoor antenna (1) (T90-0836-05)</p> 	<p>Loop antenna (1) (T90-0837-05)</p> 	<p>*AC plug adaptor (1) (E03-0115-05)</p> 
<p>Batteries (R6/AA) (6)</p> 	<p>Remote control unit (1)** (A70-)</p> 	<p>* Use to adapt the plug on the power cord to the shape of the wall outlet. (Accessory only for regions where use is necessary.)</p> <p>** Refer to part list.</p>

### System configuration

SYSTEM	RECEIVER	SPEAKER
NV-500	RXD-NV500	LS-NV500
NV-600	RXD-NV600	LS-NV600S

### Cautions

#### Operation to reset

The microcomputer may fall into malfunction (impossibility to operate, erroneous display, etc.) when the power cord is unplugged while unit is ON or due to an external factor. In this case, execute the following procedure to reset the microcomputer and return it to normal condition.

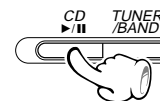
- Please note that resetting the microcomputer clears the contents stored in and it returns to condition when it left the factory.

**Unplug the power cord from the power outlet then, while holding the CD Open close (▲) key depressed, plug the power cord again. After some time, the power will be switched off and return will be made to the initial status.**

#### Note related to transportation and movement

Before transporting or moving this unit, carry out the following operations.

- Select the CD input



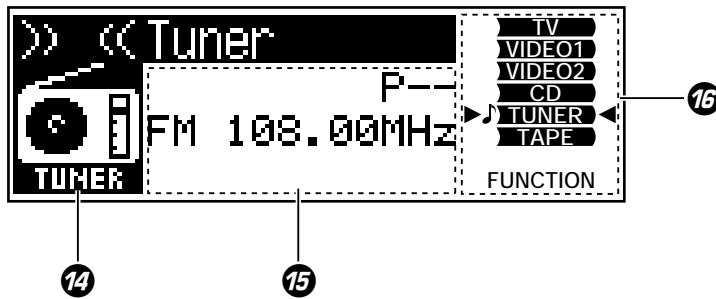
- Press the ▲ key and take out the CD.



- Ensure that "No Disc" is displayed.
- Wait for a few seconds, then set the power OFF.

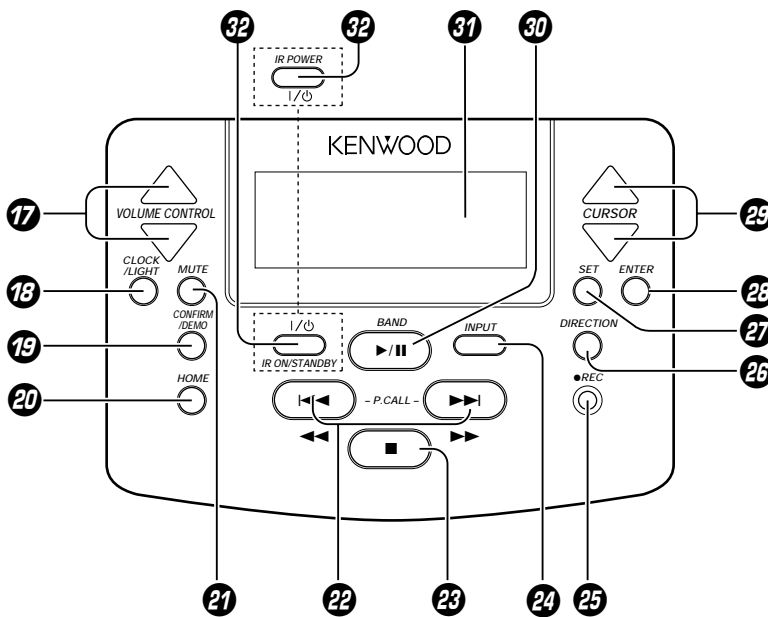
# RXD-NV500/NV600

## CONTROLS



\*The displayed information is variable depending on areas.

- 14 **Selector display/icon**  
Shows the operations selected with the remote control.
- 15 **Menu/recording, editing selection display**  
Shows the selection menu, type of recording or editing, etc.
- 16 **Input selection display**  
Shows the status selected on the main unit or the input function selected with the remote control unit.



- 17 **VOLUME CONTROL** keys
- 18 **CLOCK/LIGHT** key
- 19 **CONFIRM/DEMO** key
- 20 **HOME** key
- 21 **MUTE** key
- 22 **P.CALL** /  $\lll$ ,  $\ggg$  keys
- 23 **Stop** (■) key
- 24 **INPUT** key
- 25 **● REC** key
- 26 **DIRECTION** key
- 27 **SET** key
- 28 **ENTER** key
- 29 **CURSOR** keys
- 30 **▶/||/BAND** key
- 31 **Display**
- 32 **IR POWER** (I/⏻) key (for U.S.A and CANADA)  
**IR ON/STANDBY** (I/⏻) key (for other countries)

## Operation

After plugging the power cord of this unit, press the I/⏻ key of the remote control unit to turn the system ON. When the system is turned ON, press the key of the function to be operated.

When the remote control unit is attached to the main unit, the power can be switched ON/OFF only using the POWER (I/⏻) key on the main unit.

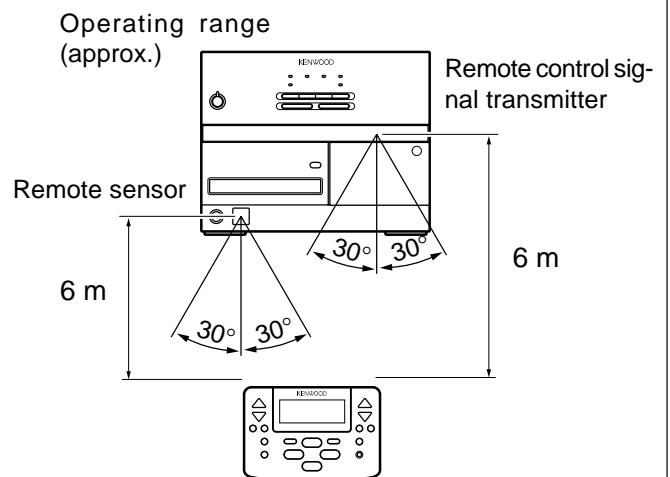
- When pressing more than one remote control keys successively, press the keys securely by leaving an interval of 1 second or more between keys.

To light the back light:

(The back light is permanently on when the remote control unit is attached to the main unit with power on.)

**Press and hold the CLOCK/LIGHT key for about 2 seconds.**

When the remote control unit is detached from the main unit, it is recommended to leave the display back light off in normal condition in order to save the battery power.



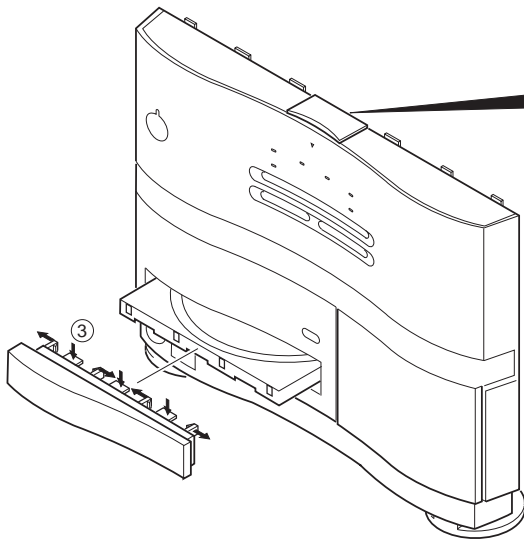
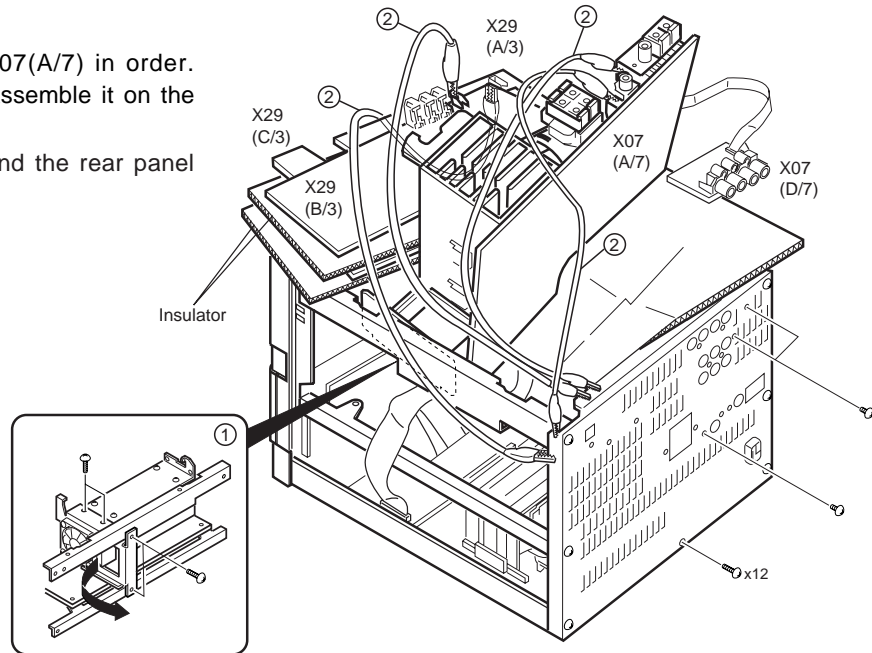
Model : GRC-NV501 (for U.S.A. and Canada)  
Model : GRC-NV502 (for Europe and U.K.)  
Model : GRC-NV503 (for other countries)  
Infrared ray system

# RXD-NV500/NV600

## DISASSEMBLY FOR REPAIR

### Electric check of the main PCB

- 1) Remove X29(A/3), X29(B/3), and X07(A/7) in order.  
(Remove the fan motor assy ,then assemble it on the heatsink①.)
- 2) Connect GND between each PCB and the rear panel with 4 alligator clip wires ②.



### Remove CD tray

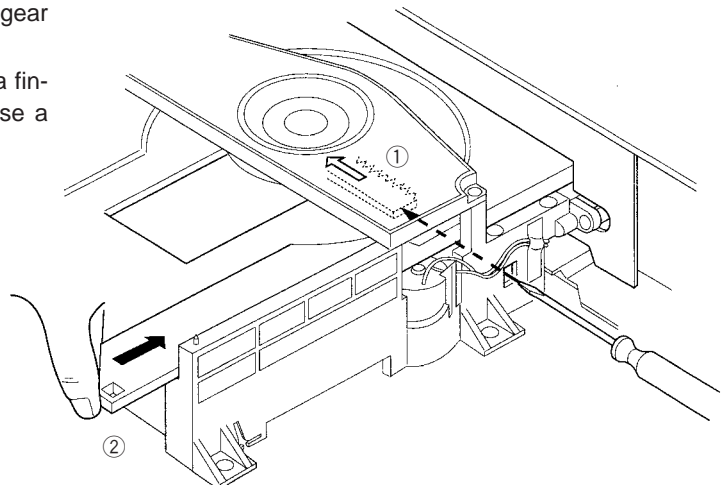
Take notice of the hooks with the CD tray panel, then remove the CD tray panel③.

### Disassembly the remocon holder

Take notice of the spring position, then disassemble the remocon holder④.

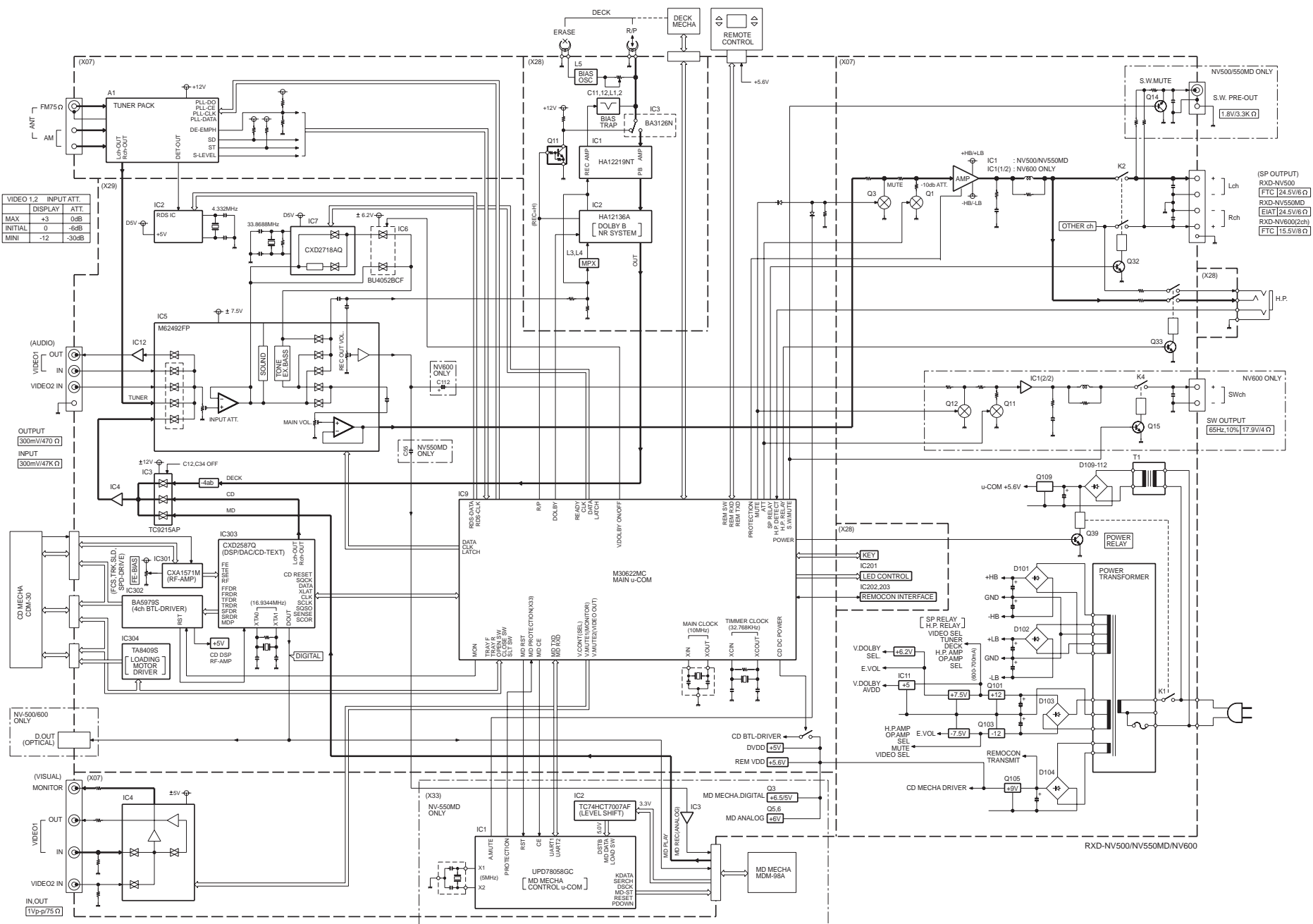
### The method that takes out a tray.

1. Plug thin driver etc.to a square hole. And, press a rack gear in the direction of an arrow①).
2. Press the back side of a tray toward an arrow②) with a finger. At this time, draw a tray from a front side because a tray appears on the side of a front.



# RXD-NV500/NV600

## BLOCK DIAGRAM



# RXD-NV500/NV600

## CIRCUIT DESCRIPTION

### 1. Initialization

#### 1) Setting of initial conditions

Whole pressing the CD EJECT key, put the plug into an AC power outlet.

#### 2) Initial items and back up data

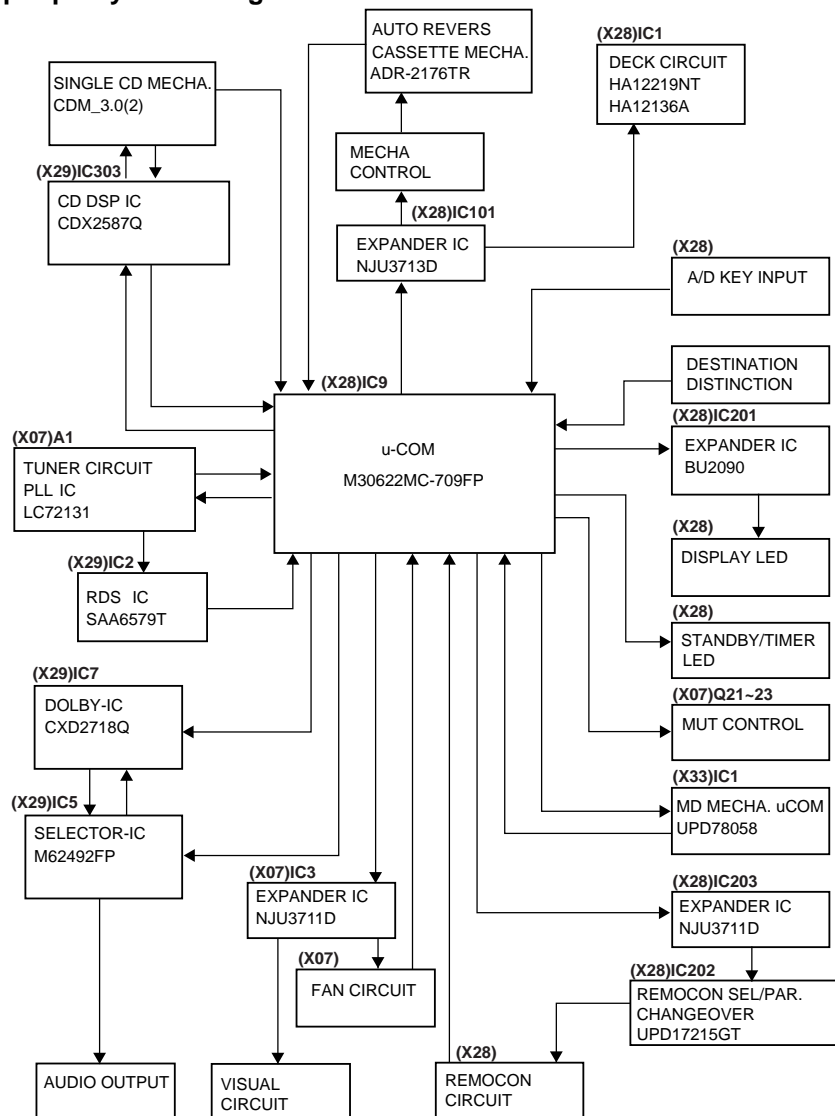
	ITEM	DATA
AMP	POWER	OFF
	VOLUME	10
	BALANCE	CENTER
	BASS	0
	TREBLE	0
	BASS BOOST	OFF
	INPUT SEL	TUNER
	V1 INPUT	0
	V2 INPUT	0
	SW LEVEL	3
TUNER	BAND	FM
	LAST f	LOWEST FREQUENCY
	LAST Pch	—
	AUTO/MONO	AUTO
	Pch	TESTf

	ITEM	DATA
CLOCK TIMER	CLOCK	AM 12:00
	PROG ON	AM 12:00
	PROG OFF	AM 12:00
	SOURCE	TUNER
	Pch	1
	EXE	OFF
	OTT	OFF
DECK	♣SLEEP	OFF
	DIRECTION	FORWARD
	RVS MODE	REVERS
	DOLBY NR	OFF
CD	♣ACTIVE MODE	STOP
	♣PLAY MODE	TRACK
	♣REPEAT	OFF
	♣RANDOM	OFF
	♣ACTIVE MODE	STOP
	♣TIME	SINGLE

♣ : Non back up

### 2. Main microprocessor M30622MC-709FP (X29: IC9)

#### 2-1 Microprocessor periphery block diagram



# RXD-NV500/NV600

## CIRCUIT DESCRIPTION

### 2-2. KEY MATRIX

✦ Vref: 5V

VOLTAGE A/D (hex)	0.357< ≤1.061 12h< ≤36h	1.061< ≤1.726 36h< ≤58h	1.726< ≤2.437 58h< ≤7Ch	2.437< ≤3.156 7Ch< ≤A1h	3.156< ≤3.827 A1h< ≤C3h	3.827< ≤4.586 C3h< ≤EAh	4.586< EAh<
KEY1 90PIN	MUTE	Tape Play	Tuner Band	CD play	POWER	-	KEY OFF
KEY2 91PIN	CD Open/Close	Vol Up	Vol Down	All Stop	-	-	KEY OFF

### 2-3 Pin description

Pin No.	Name	I/O	Connect	Description
1	V_DATA	O		Dolby pro logic surround decoder IC CXD2724Q data output
2	V_CLK	O		Dolby pro logic surround decoder IC CXD2724Q clock output
3	CD_DC_OFF	O	PU	CD DSP power control H = OFF ( POWER ON) L = ON ( POWER OFF)
4	CD_MON	O	PD	CD MON output H = ON L = OFF
5	SCLK	O	PU	CD SENSE DATA read clock output CXD2587Q
6	RDS_DATA	I	PU	RDS data input H = 1 L = 0
7	CE	I	PD	Electricity failure detect input H = AC ON L = AC OFF
8	BYTE	I	PD	Connect GND
9	CNVSS	I	GND	Connect GND
10	XCIN	I		Timer clock (32.768kHz)
11	XCOU	O		Timer clock (32.769kHz)
12	RESET	I	PU	Ucom reset H = NORMAL L = RESET
13	XOUT	O		Main clock(10mhz)
14	VSS	I	GND	GND
15	XIN	I		Main clock(10mhz)
16	+5V	I	VDD	Power supply +5V
17	NMI	I	PU	NO USED connect +5V(VCC)
18	REMOCON	I	PU	Remocon input H → L to thrust
19	RDS_CLK	I	PD	RDS clock input L→H to thrust
20	SCOR	I	PD	Sub cord synchronism signal (CXD2587Q) L→H to thrust
21	SENSE	I	PU	CD SENSE input CXD2587Q H = 1 L = 0
22	CD_CLK	O	PU	CD DSP clock output CXD2587Q
23	XLAT	O	PU	CD DSP latch output CXD2587Q L = LATCH
24	CD_DATA	O	PU	CD DSP data output CXD2587Q H = 1 L = 0
25	CD_CLOSE_M	O		CD tray motor close output H = ON L = OFF
26	CD_OPEN_M	O		CD tray motor open output H = ON L = OFF
27	V_RESET	O	PU	Virtual IC reset L = RESET
28	SQCK	O	PD	CD sub cord clock CXD2587Q
29	SUBQ	I	PU	CD sub cord input CXD2587Q
30	NC	O		NO USED
31	REM_TXD	O		Remocon UART data output
32	REM_RXD	I		Remocon UART data input
33	CD_CLOSE_SW	I	PU	CD tray close switch detect H = OFF L = ON
34	CD_OPEN_SW	I	PU	CD tray open switch detect H = OFF L = ON
35	MD_TX	O	PU	Data transmit output to MD
36	MD_RX	I	PU	Data receiving input to MD
37	SEL_CLK	O	PD	Selector IC clock output
38	SEL_DATA	O	PD	Selector IC data output
39	SEL_LAT	O	PD	Selector IC latch output
40	V_LAT	O		Dolby pro logic surround decoder IC CXD2724Q latch output
41	V_READY	I		Dolby pro logic surround decoder IC CXD2724Q ucom interface forwarding permission signal input
42	V_DOLBY	O	PD	Virtual dolby ON/OFF control H = ON L = OFF

# RXD-NV500/NV600

## CIRCUIT DESCRIPTION

Pin No.	Name	I/O	Connect	Description
43	SEL_MUTE	O	PD	Selector CD,MD,TAPE mute output H = ON
44	MD_PROTECTION	I	PU	Protection detect input (MD) H = NORMAL L = PROTECT
45	MD_RESET	O	PD	MD ucom reset H = NORMAL L = RESET
46	POWER	O	PD	Power relay control H = ON L = OFF
47	MD_CE	O	PD	MD ucom power supply ON/OFF detect output H = NORMAL L = AC OFF
48	A_MUTE	O	PD	Mute control output H = OFF L = ON
49	PROTECTION	I	PU	Protection detect input H = PROTECTION
50	HP_SW	I	PU	Phones jack detect input L = INSERT PHONES JACK
51	EX_AMP_STB	O	PD	AMP expander IC latch output
52	EX_AMP_CLK	O	PD	AMP expander IC clock output
53	EX_AMP_DATA	O	PD	AMP expander IC data output
54	ATT	O	PD	Attenuator control output H = OFF L = ON
55	SW_MUTE	O	PD	Sub woofer mute control 2CH MUTE L: MUTE ON 3CH RELAY H: SUB WOOFER ON
56	SP_RELAY	O	PD	Speaker relay control H = ON L = OFF
57	HP_RELAY	O	PD	Phones relay output H = ON L = OFF
58	EMP_MONO	O	PD	Tuner emphasis control H = EMP L = MONO
59	PLL_DO	I	PU	PLL IC data input LC72131
60	PLL_CE	O	PD	PLL IC CE LC72131
61	PLL_CLK	O	PD	clock output to PLL IC
62	+5V	I	VDD	LC72131
63	PLL_DATA	O	PD	Data output to PLL IC
64	GND	I	GND	LC72131
65	STEREO	I	PU	Tuner STEREO detect input H = MONO L = STEREO
66	SD	I	PU	Tuner SD detect input H = NO TUNED L = TUNED
67	TUNER_MUTE	O	PD	Tuner MUTE output H = ON L = OFF
68	DECK_DATA	O	PD	DECK expander IC data output
69	DECK_CLK	O	PD	DECK expander IC latch output
70	DECK_LAT	O	PD	DECK expander IC clock output
71	REC_F_SW	I	PU	DECK F-REC SW input H = OFF L = ON
72	PACK_SW	I	PU	DECK PACK SW input H = OFF L = ON
73	PLAY_SW	I	PU	DECK PLAY SW input H = OFF L = ON
74	CrO2_SW	I	PU	DECK CrO2 detect SW input H = CrO2 L = Normal
75	REC_R_SW	I	PU	DECK R-REC SW input H = OFF L = ON
76	REM_SW	I	PU	Remocon and set connection detect SW input H: INSERT REMOCON
77	LED_DATA	O	PD	LED expander IC clock output
78	LED_CLK	O	PD	LED expander IC data output
79	LED2	O	PD	Standby/timer RED LED output L = ON
80	LED1	O	PD	Standby/timer GREEN LED output L = ON
81	RTREN	I	PD	Remocon IC data transmit permission signal input L = permission
82	RWR	I	PD	Remocon IC data read request signal input L = READ REQUEST
83	RWRREQ	O	PD	Remocon IC data read signal input L = READING
84	REM_DATA	O	PD	Remocon output expander IC data output
85	REM_CLK	O	PD	Remocon output expander IC latch output
86	REM_LAT	O	PD	Remocon output expander IC clock output
87-89	SIMUKE3-1	I	PU	Destination distinction input
90	2CH/3CH	I	PU	Speaker output 2ch/3ch select distinction input H: 2CH
91,92	KEY1,2	I	PU	Key A/D input 1,2
93	DPSS	I	PU	DECK DPSS detect A/D input
94	PHOTO	I	PU	DECK run detect input
95	FAN_SENSOR	I	PU	FAN control noise level detect input
96	AVSS	I	GND	A/D converter GND
97	RDS_SLEVEL	I	PD	RDS S level input
98	VREF	I	VDD	A/D converter reference voltage +5V(non backup 5V)
99	AVCC	I	VDD	A/D converter power supply +5V(backup 5V)
100	NC	O		NO USED



# RXD-NV500/NV600

## CIRCUIT DESCRIPTION

### 2-4 DESTINATION

- (1) Model distinction (90PIN) 2CH/3CH  
 1 : RXD-NV500 (None SW)  
 0 : RXD-NV600 (Exist SW)

### (2) TUNER

DISTINCTION	UCOM DISTINCTION	SIMUKE1 (89PIN)	SIMUKE2 (88PIN)	SHIMUKE1 (87PIN)
J	J	0	1	0
K	K1	0	0	0
M	E1	0	0	1
E	E1(RDS)	1	1	0
T	E2(RDS)	1	0	1

### 3. EXPANDER IC PIN DESCRIPTION

#### (1) STANDBY/TIMER LED

STANDBY LED USES 2COLOR LED TO CONTROL FROM UCON PORT

	No74 RED	No73 GREEN	2COL. LED
STANDBY	H	L	RED
OTT PRG.12	L	H	GREEN
NO USED	H	H	ORENGE
POWER ON	L	L	OFF

#### (2) LED DRIVER EXPANDER IC PIN DESCRIPTION : BU2090 (X28:IC201)

PIN NO	NAME	I/O	CONNECT	DESCRIPTION
1	VSS			GND
2	DATA	I	PD	DATA INPUT
3	CLOCK	I	PD	CLOCK
4	REC TAPE	O		REC TAPE (RED) H=OFF L=ON
5	SEL TAPE	O		SELECTOR TAPE(GREEN) H=OFF L=ON
6	SEL TUNER	O		SELECTOR TUNER(GREEN) H=OFF L=ON
7	TUNED	O		TUNED (RED) H=OFF L=ON
8	SEL CD	O		SELECTOR CD (GREEN) H=OFF L=ON
9	NC	O		NO USED
10	MUTE/STEREO	O		STEREO(RED) H=OFF L=ON
11	REC MD/MUTE	O		MUTE (RED) H=OFF L=ON
12	SEL MD	O		SELECTOR MD (GREEN) H=OFF L=ON
13	INTERFACE	O		INTERFACE (RED) REMOCON TRANSMIT H=OFF L=ON
14,15	NC	O		NO USED
16	VDD			POWER SUPPLY

#### (3) DECK EXPANDER IC PIN DESCRIPTION : NJU3713D (X28:IC101)

PIN NO	NAME	I/O	CONNECT	DESCRIPTION
1	NORM	O	PD	DECK NORMAL H=NORMAL L=CrO2
2	BIAS	O	PD	DECK BIAS CONTROL H=ON L=OFF
3	BEAT	O	PD	BEAT CANCEL CONTROL
4	SOL	O	PD	DECK SOLENOID CONTROL H=ON L=OFF
5	VSS	O		GND
6	CPM	O	PD	DECK MOTOR CONTROL H=ON L=OFF
7	REC_PLAY	O	PD	DECK REC/PLAY SW H=REC L=PLAY
8,9	AB-2,1	O	PD	DECK(ACTIVE MODE SEL.)
10	DATA	I		DATA INPUT
11	CLK	I		CLOCK INPUT
12	STB	I		LATCH INPUT
13	CLR	I		RAM CLEAR INPUT
14	120_70	O	PD	DECK (ACTIVE SEL.) H=70u L=120u
15	1_2	O	PD	DECK(ACTIVEM SEL.) H=B2 L=B1
16	DOLBY_NR	O	PD	DECK DOLBY CONTROL H=ON L=OFF
17	DECK_MUTE	O		DECK MUTE CONTROL H=ON L=OFF
18	VDD			POWER SUPPLY

# RXD-NV500/NV600

## CIRCUIT DESCRIPTION

(PORT TRUE TABLE)

⑨ AB-1	L	H	H
⑧ AB-2	L	L	H
A/B	Lo	Mid	Hi

	⑦ R/P	② BIAS	⑨ AB-1	⑧ AB-2
STOP	L	L	L	L
PLAY	L	L	L	L
FF	L	L	L	L
RWD	L	L	L	L
REC	H	H	H	H
ARM	H	H	H	L
REC PAUSE	H	L	H	L

(4) AMP EXPANDER IC PIN DESCRIPTION : NJU3711D (X07:IC3)

PIN NO	NAME	I/O	CONNECT	DESCRIPTION
1	FAN_ON	O		FAN CONTROL H=OFF L=ON
2	FAN_HI	O		FAN SPIN SPEED SEL. H=LOW L=HIGH
3	NC	O		NO USED
4	VSS		GND	GND
5	VIDEO_INPUT_SW2	O		VIDEO1/2 SELECT SW2 L: FIXED
6	VIDEO_MUTE	O		VIDEO SIGNAL OUTPUT MUTE SAME TIMING OF POWER H=MUTE OFF
7	VIDEO_INPUT_SW1	O		VIDEO1/2 SELECTOR SW1 H=VIDEO2 L=VIDEO1
8	DATA	I		DATA INPUT
9	CLK	I		CLOCK INPUT
10	STB	I		LATCH INPUT
11	CLR	I		RAM CLEAR INPUT
12,13	NC	I		NO USED
14	VDD			POWER SUPPLY

### How to Use Test Mode for Repair.

Need the remote controller if carry out this test mode.

### Cassette Deck

Setting: Plug the power cord in the wall outlet with pressing the TAPE-PLAY key on the unit.

Cancel: Pull out the power cord from the wall outlet.

Tape LED is blanking in test mode.

LEDs shows leaf switches condition as follows when press STOP key on the unit.

LED	SWITCH CONDITION
CD	Mis-erase prevention (FWD)
TUNER	Mis-erase prevention (REV)
MUTE	Tape detection
STEREO	Kind of tape(CrO2)

### Recording/playback check

- Rewind and playback tape after recording any for 4 secs when TUNER/BAND key on the unit is pressed.
- More 4 secs recording if the TUNER/BAND key is pressed in record mode.
- In this test mode, TUNER LED is blanking.

- LEDs shows record level as follows when press MUTE key on the unit.

LED	INPUT LEVEL
MUTE	0dB(low)
STEREO	+3dB(high)

### Initialization

- The unit returns to factory-out condition if CD EJECT key on the unit is pressed.
- The display of remote controller shows mechanism error (CD: CD\_ERR, cassette: X\_ERR) if the unit is carried out no mechanism initialization.
- The display of remote controller shows "INITIALIZE" in mechanism initialization.

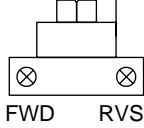
# RXD-NV500/NV600

## ADJUSTMENT

### CD SECTION (use the LCD remocon.)

NO.	ITEM	INPUT SETTINGS	OUTPUT SETTINGS	CD PLAYER SETTINGS	ALIGNMENT	ALIGN FOR
(Caution) Connect and remove to the tester for the laser current check at POWER OFF condition. TEST MODE : While pressing the PLAY/PAUSE key ,plug the power code into the AC power wall outlet. Insert TEST DISC.						
[1]	LASER CURRENT CHECK	Test disc type 4	(POWER OFF CONDITION ) Set the tester between ① and ② of CN305 on the PCB(X29:B/3) of set upper .	Press the PLAY/PAUSE key to check that the display is 03 or05.	-	0.5±0.2V
[2]	FOCUS ERROR BIAS	Test disc type 4	Connect an oscilloscope and jitter meter as follows. CH1:RF(CN301:1pin) CH2:TE1(CN301:6pin) GND:VC(CN301:4pin)	Press the PLAY/PAUSE key . Confirm that the display is 05.	FE BIAS VR301	Optimum eye pattern

### CASSETTE DECK SECTION

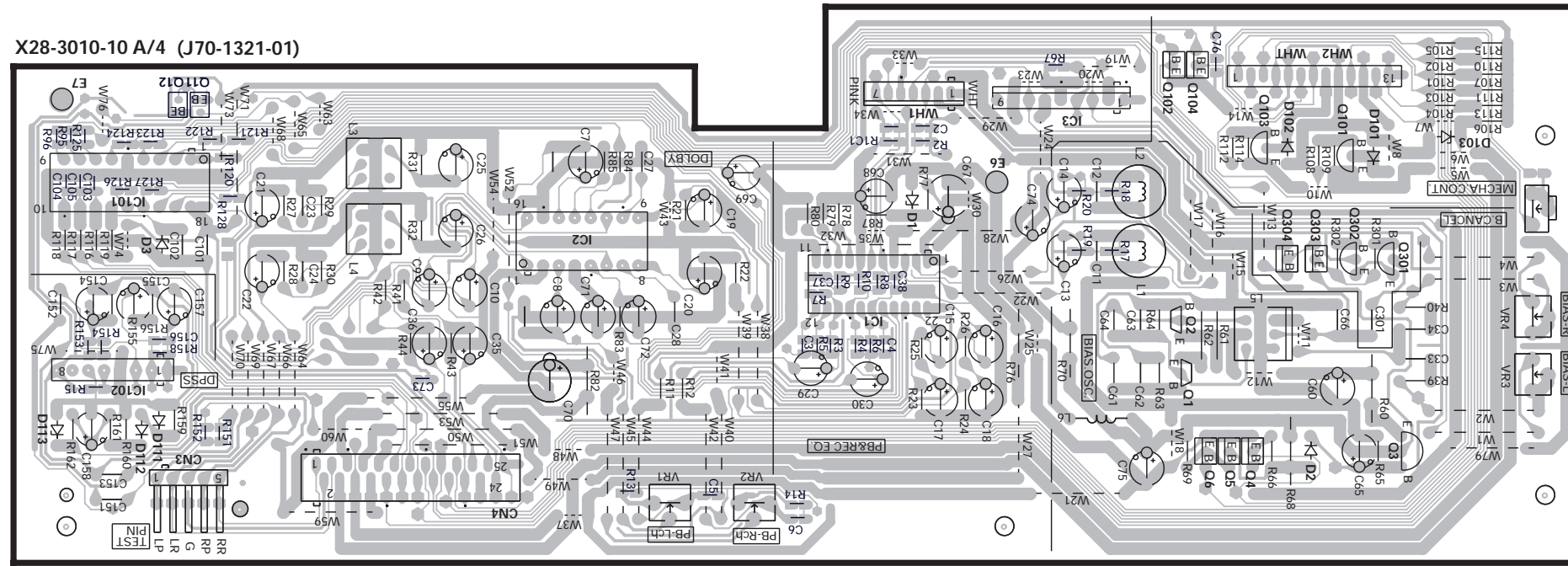
NO.	ITEM	INPUT SETTINGS	OUTPUT SETTINGS	CASSETTE DECK SETTINGS	ALIGNMENT	ALIGN FOR	FIG.
Unless otherwise specified, set the respective switches as follows: TAPE: NORMAL DOLBY: OFF INPUT: REC IN OUTPUT: PLAY OUT 0dBm=0.775V I .Cassette mechanism (REC/PB head adjustment)							
[1]	Demagnetization and cleaning	-	-	(POWER OFF) demagnetization (PLAY) cleaning	REC/PB head erase head capstan pinch roller	Demagnetize the REC/PB head by head eraser. Clean the REC/PB head ,eraser head, capstan and pinch roller with a cotton swab immersed in alcohol.	
[2]	REC/PB head azimuth	TCC-153 MTT-114 10kHz,-10dB	Connect the VTVM and oscilloscope to REC OUT jack	PLAY	 FWD RVS	Adjust the output to maximum and adjust the azimuth adjustment screw for the Lissajous waveform pattern of the oscilloscope to become close to a 45° straight line.	
II. Capstan motor adjustment							
[1]	Tape speed (NORMAL)	TCC-110 MTT-111 3kHz	Connect the VTVM and oscilloscope to REC OUT jack	PLAY	VR. inside motor	Adjust so that the frequency 3kHz at the center of the tape.	



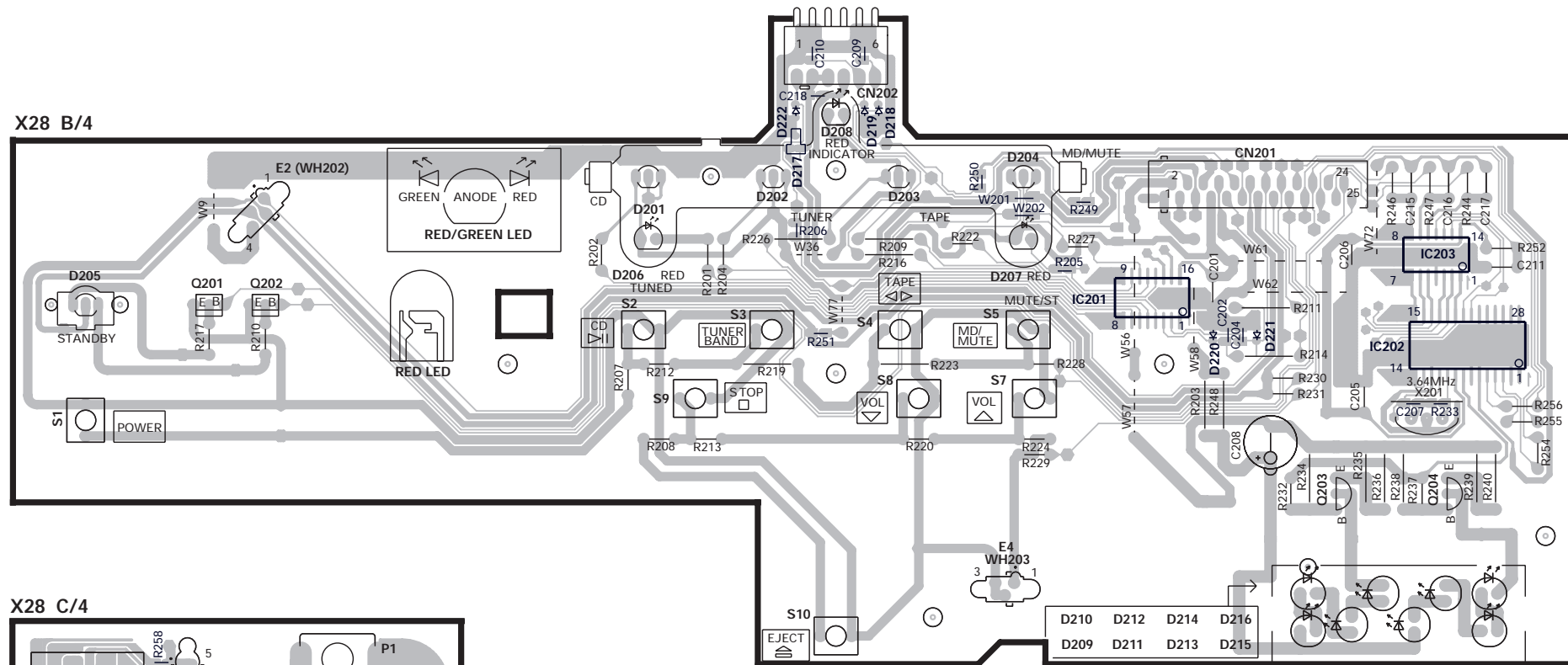


# PC BOARD (Component side view)

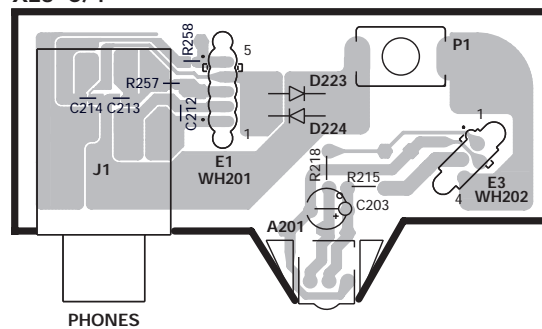
X28-3010-10 A/4 (J70-1321-01)



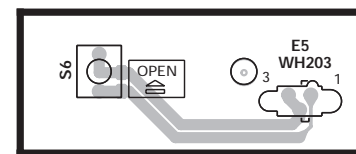
X28 B/4



X28 C/4

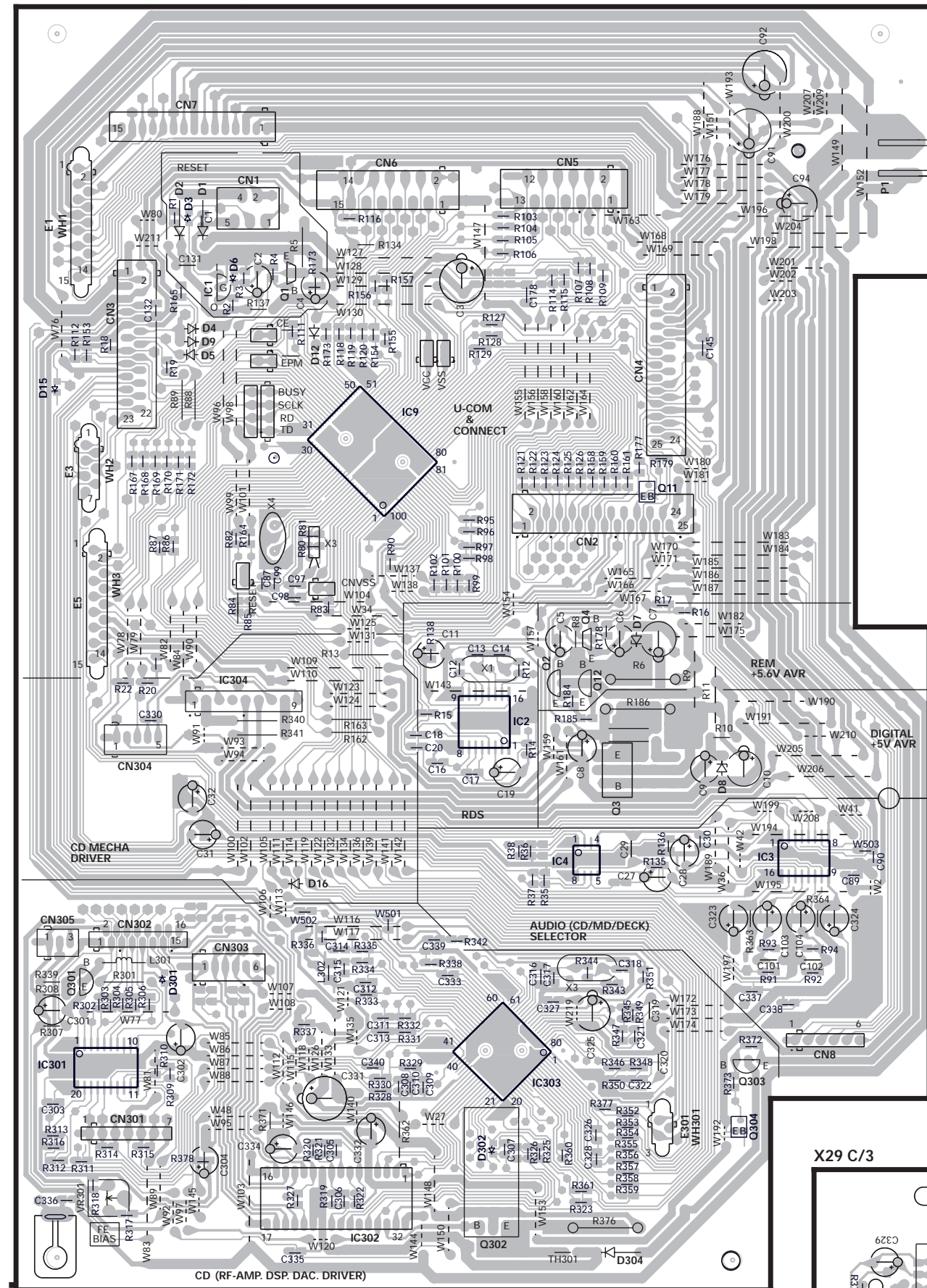


X28 D/4

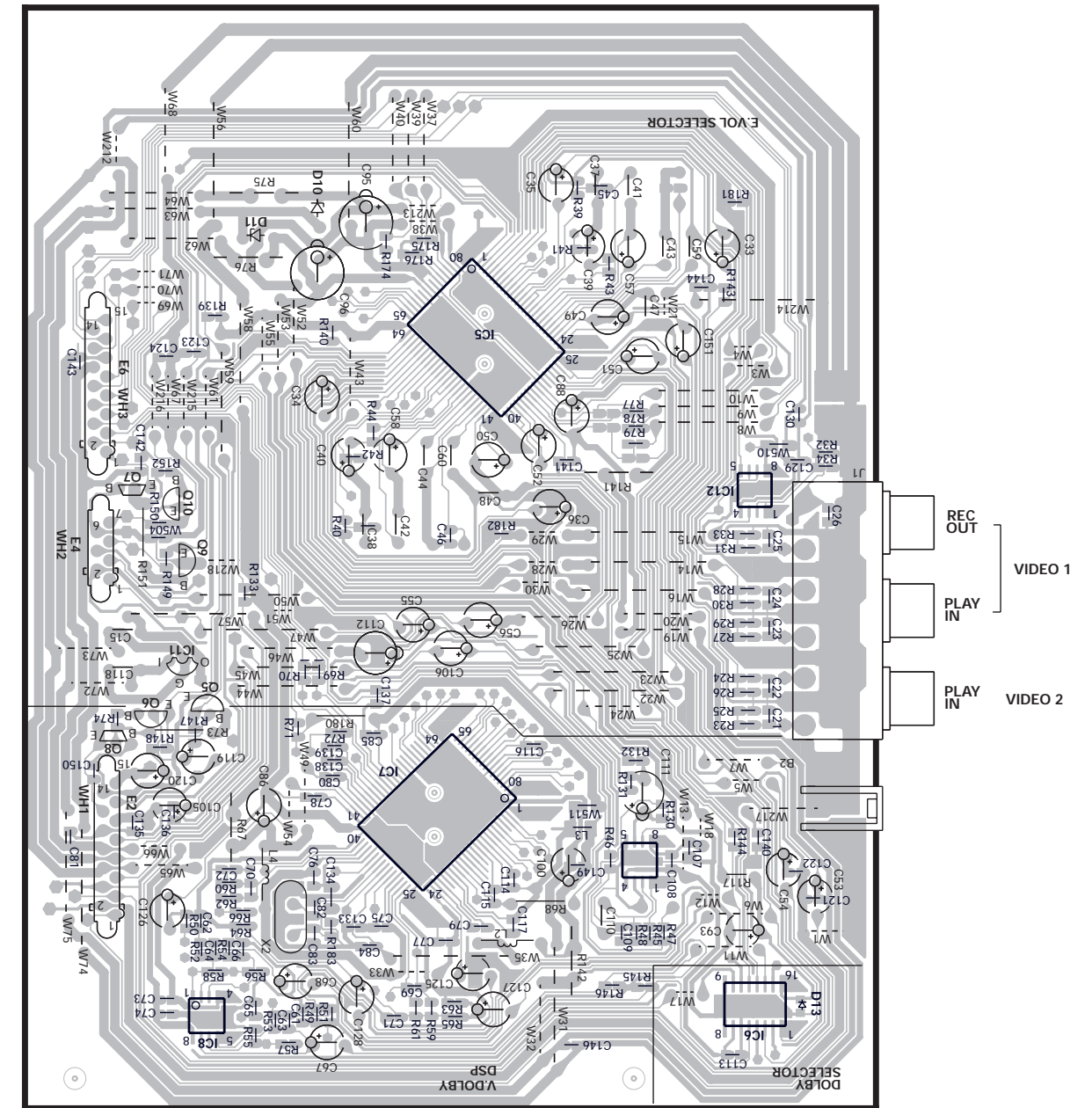


# PC BOARD(Component side view)

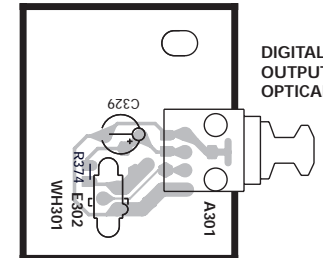
X29-2670-10 A/3 (J70-1319-01)



X29 B/3



X29 C/3



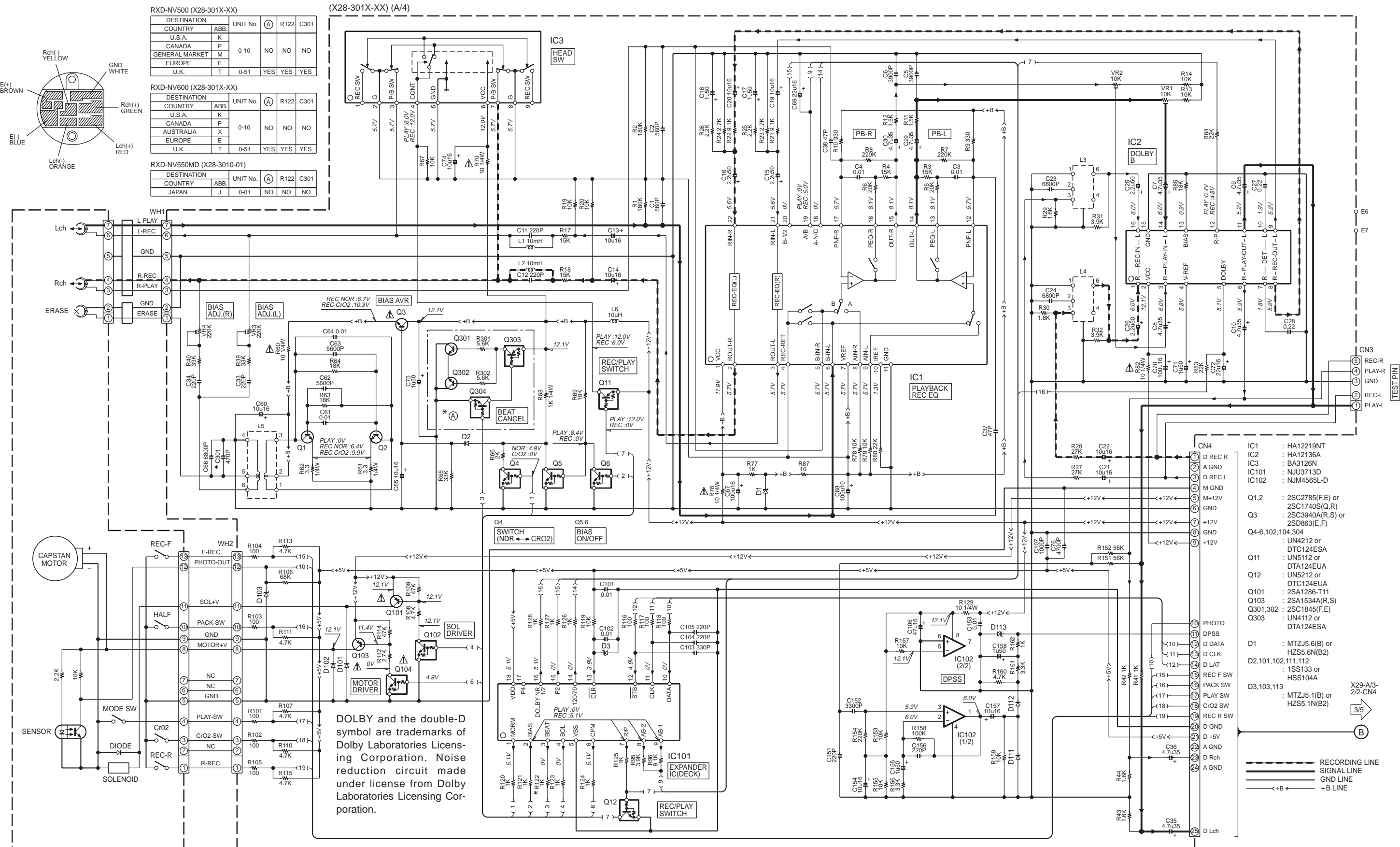
RXD-NV500 (X28-301X-XX)					
DESTINATION	UNIT No.	(A)	R122	C301	
COUNTRY	ABB.				
U.S.A.	K	0-10	NO	NO	NO
CANADA	P				
GENERAL MARKET	M				
EUROPE	E				
U.K.	T	0-51	YES	YES	YES

RXD-NV600 (X28-301X-XX)					
DESTINATION	UNIT No.	(A)	R122	C301	
COUNTRY	ABB.				
U.S.A.	K	0-10	NO	NO	NO
CANADA	P				
AUSTRALIA	X				
EUROPE	E				
U.K.	T	0-51	YES	YES	YES

RXD-NV550MD (X28-3010-01)					
DESTINATION	UNIT No.	(A)	R122	C301	
COUNTRY	ABB.				
JAPAN	J	0-01	NO	NO	NO



DOLBY and the double-D symbol are trademarks of Dolby Laboratories Licensing Corporation. Noise reduction circuit made under license from Dolby Laboratories Licensing Corporation.

- IC1 : HA12219NT
- IC2 : HA12136A
- IC3 : BA3126N
- IC101 : NJU3713D
- IC102 : NJM4565L-D
- Q1,2 : 2SC2785(F,E) or 2SC1740S(Q,R)
- Q3 : 2SC3940A(R,S) or 2SD863(E,F)
- Q4-6,102,104,304 : UN4212 or DTC124ESA
- Q11 : UN5112 or DTA124EUA
- Q12 : UN5212 or DTC124EUA
- Q101 : 2SA1286-T11
- Q103 : 2SA1534A(R,S)
- Q301,302 : 2SC1845(F,E)
- Q303 : UN4112 or DTA124ESA
- D1 : MTZJ5.6(B) or HZS5.6N(B2)
- D2,101,102,111,112 : 1S5133 or HSS104A
- D3,103,113 : MTZJ5.1(B) or HZS5.1N(B2)

- 2SA1286-T11
- 2SA1534A
- 2SA954
- 2SA992
- 2SC1845
- 2SC2003
- 2SC2878
- 2SC3246
- 2SC3940A
- 2SD863
- 2SA1175
- 2SC2785
- DTA124ESA
- DTA143TSA
- DTC124ESA
- UN4112
- UN4116
- 2SC1740S
- 2SC2458
- 2SD2114K

**CAUTION:** For continued safety, replace safety critical components only with manufacturer's recommended parts (refer to parts list).  $\Delta$  indicates safety critical components. For continued protection against risk of fire, replace only with same type and rating fuse(s). To reduce the risk of electric shock, leakage-current or resistance measurements shall be carried out (exposed parts are acceptably insulated from the supply circuit) before the appliance is returned to the customer.

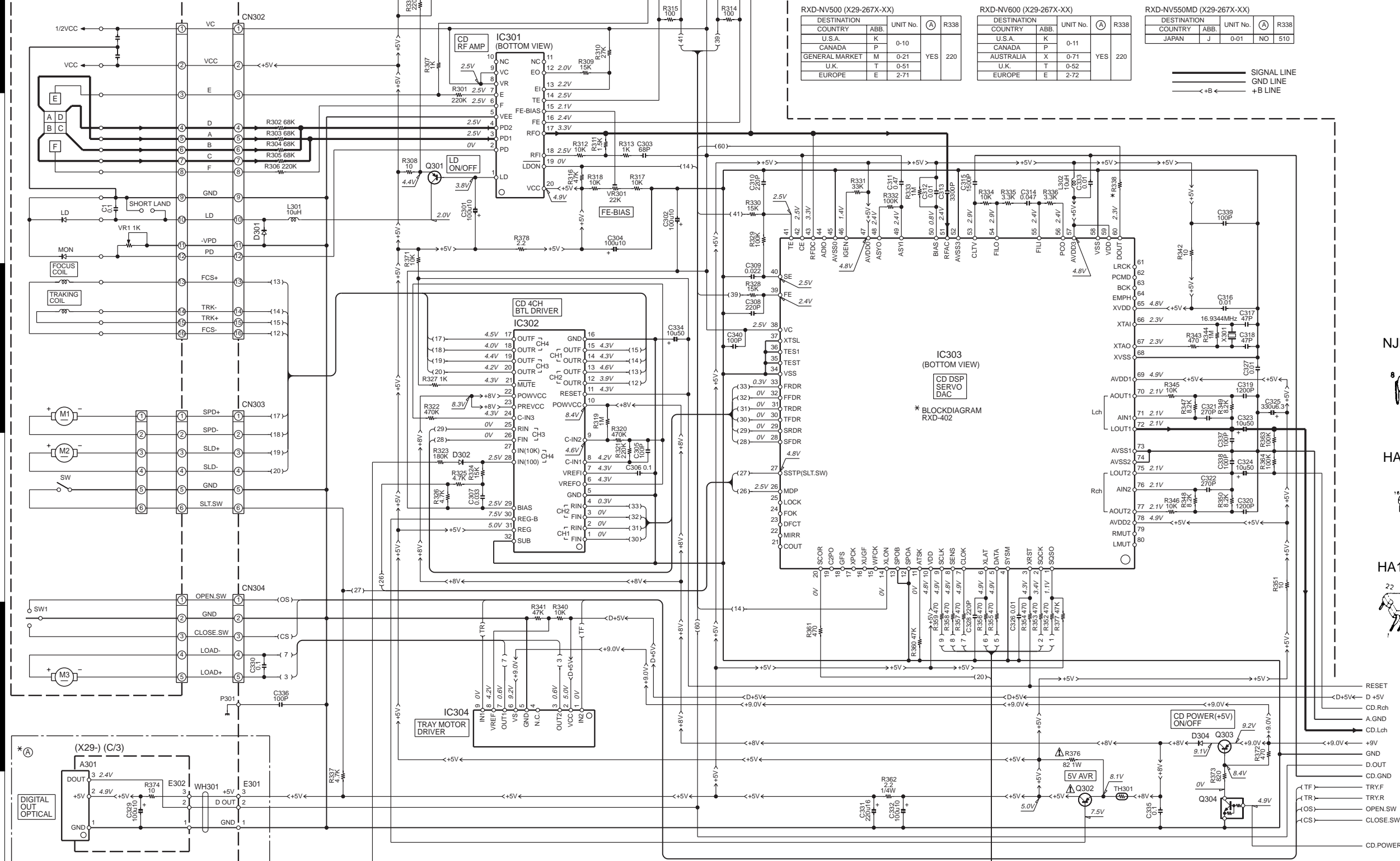
The DC voltage is an actual reading measured with a high impedance type voltmeter with a cassette loaded at playback mode. The measurement value may vary depending on the measuring instruments used or on the product. Bias circuit DC voltage is measured while in the record mode.

# RXD-NV500/NV600



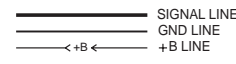


(D40-1641-05) : CDM-30  
PICKUP ASS'Y:T25-0050-05



**CAUTION:** For continued safety, replace safety critical components only with manufacturer's recommended parts (refer to parts list).  $\Delta$  indicates safety critical components. For continued protection against risk of fire, replace only with same type and rating fuse(s). To reduce the risk of electric shock, leakage-current or resistance measurements shall be carried out (exposed parts are acceptably insulated from the supply circuit) before the appliance is returned to the customer.

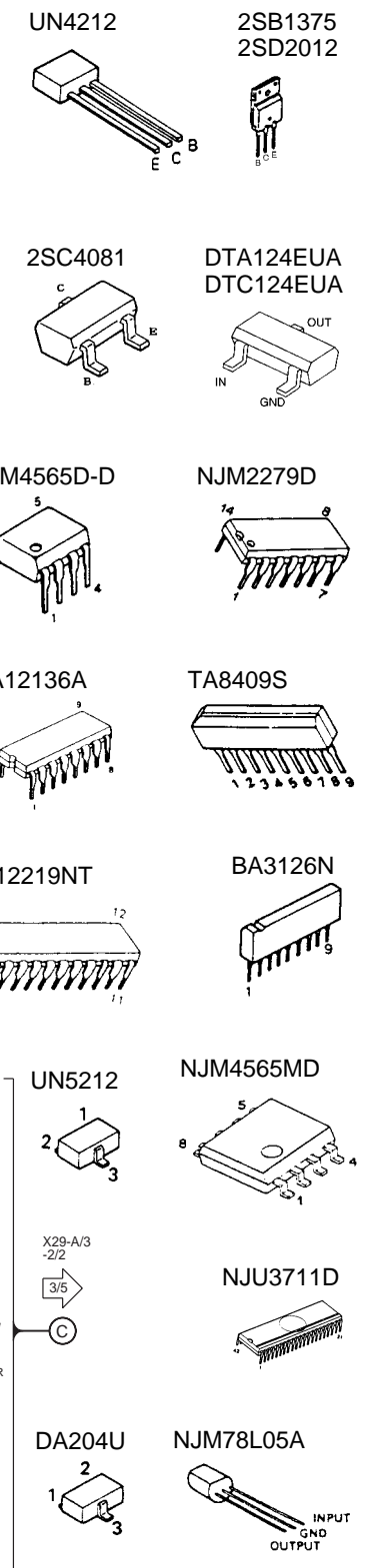
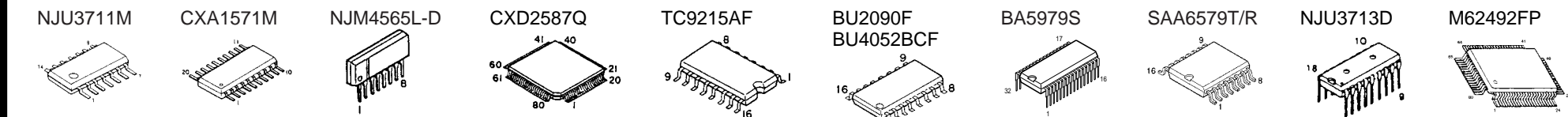
RXD-NV500 (X29-267X-XX)				RXD-NV600 (X29-267X-XX)				RXD-NV550MD (X29-267X-XX)			
DESTINATION COUNTRY	ABB.	UNIT No.	(A) R338	DESTINATION COUNTRY	ABB.	UNIT No.	(A) R338	DESTINATION COUNTRY	ABB.	UNIT No.	(A) R338
U.S.A.	K	0-10	YES 220	U.S.A.	K	0-11	YES 220	U.S.A.	K	0-01	NO 510
CANADA	P	0-21		CANADA	P	0-71		CANADA	P	0-52	
GENERAL MARKET	M	0-21		AUSTRALIA	X	0-71		JAPAN	J	0-01	
U.K.	T	0-51		U.K.	T	0-52		EUROPE	E	2-72	
EUROPE	E	2-71		EUROPE	E	2-72					



- IC301 : CXA1571M
- IC302 : BA5979S
- IC303 : CXD2587Q
- IC304 : TA8409S
- Q301 : 2SA954(L,K)
- Q302 : 2SB1370(E,F) or 2SB1375
- Q303 : 2SA1286-T11
- Q304 : UN5212 or DTC124EUA
- D301,302 : MA111
- D304 : S5688B
- A301 : W02-1114-15

INPUT		OUTPUT		MODE
(9) IN1	(1) IN2	(7) OUT1	(5) OUT2	MOTOR
L	L	$\infty$	$\infty$	STOP
H	L	H	L	CW/CCW
L	H	L	H	CCW/CW
H	H	L	L	BRAKE

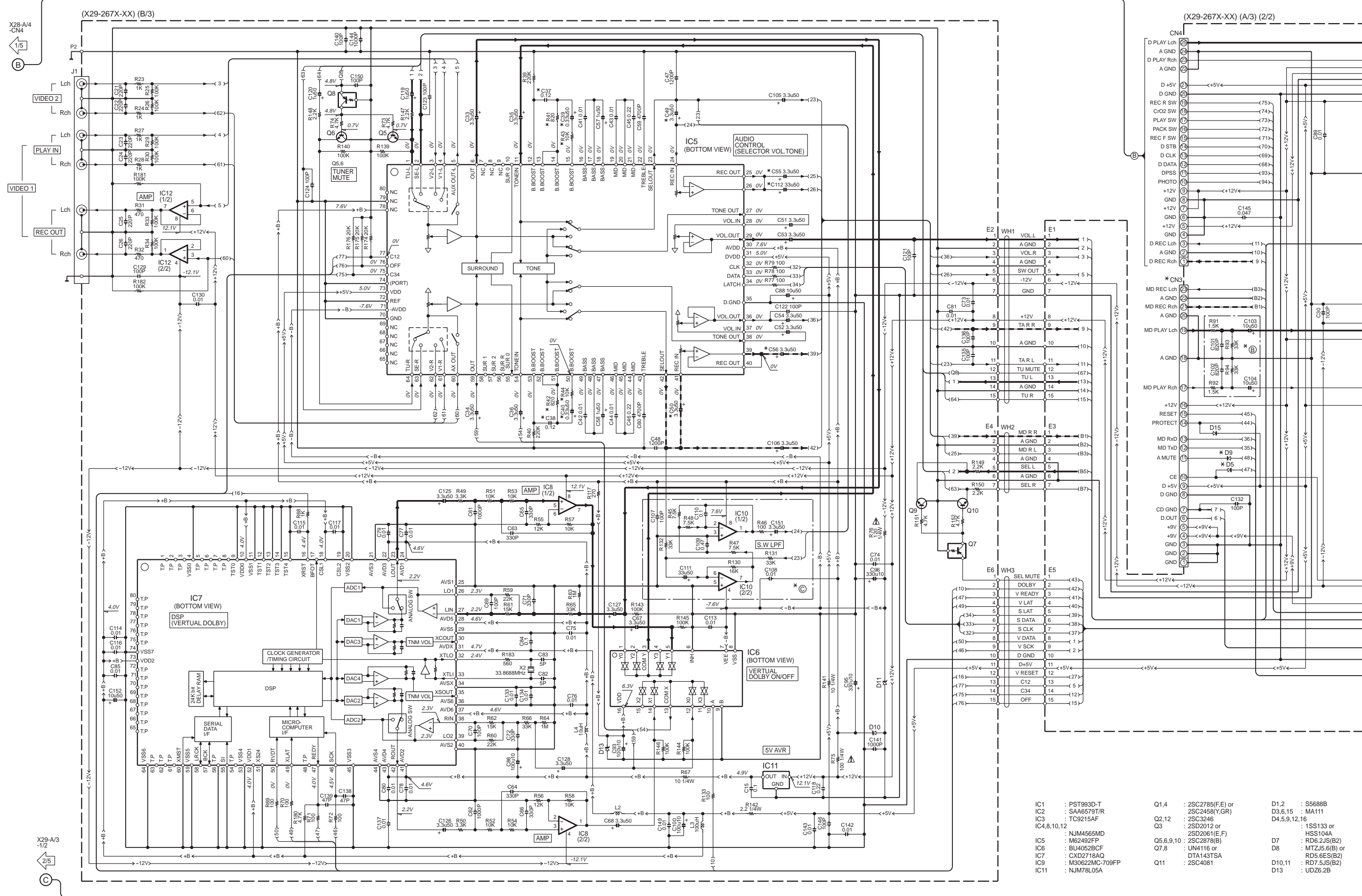
The DC voltage is an actual reading measured with a high impedance type voltmeter. The measurement value may vary depending on the measuring instruments used or on the product. Refer to the voltage during PLAY unless otherwise specified; The value shown in ( ) is the voltage measured at the moment of STOP.



# RXD-NV500/NV600

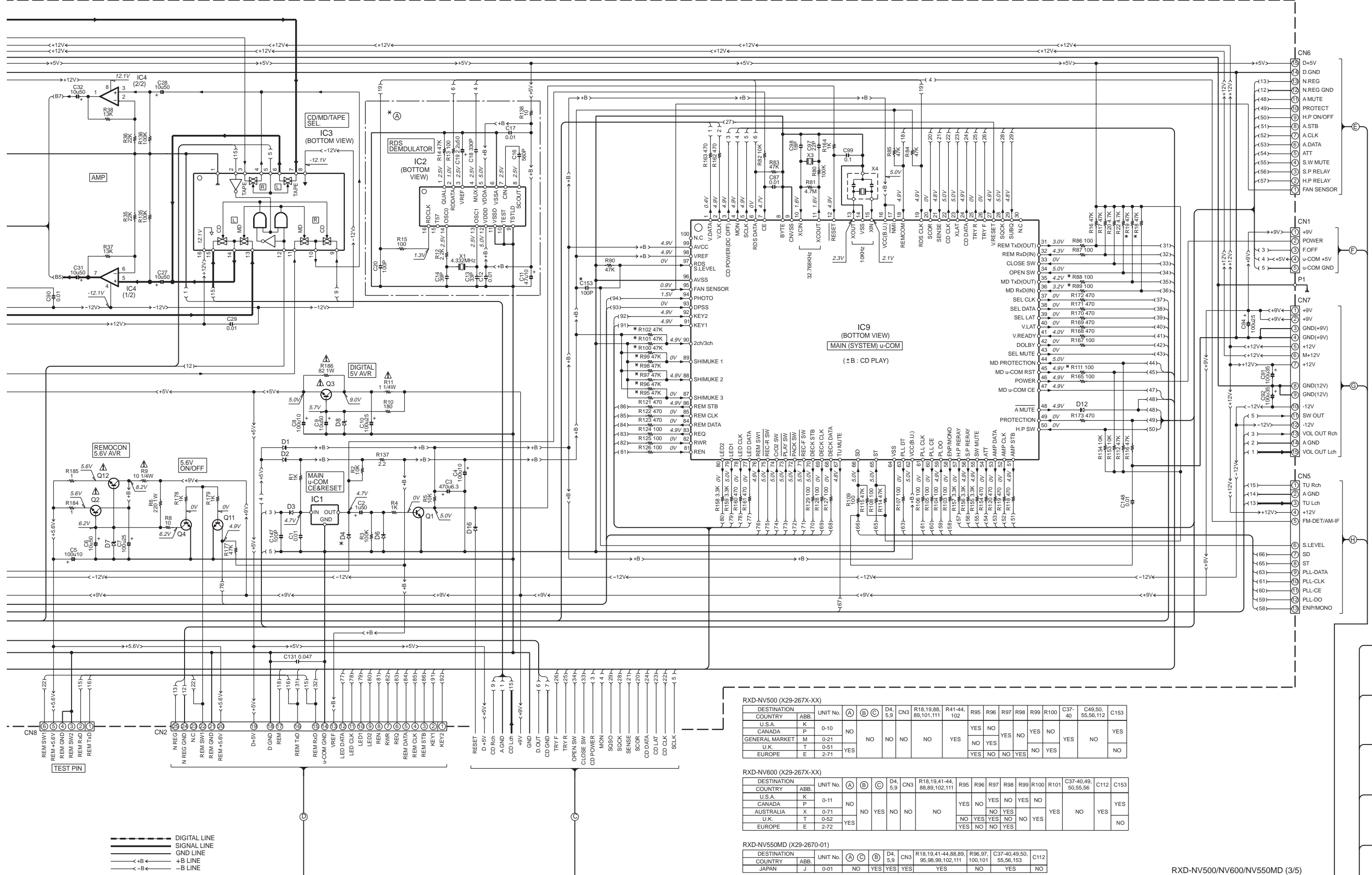
KENWOOD

Y39-3260-10



- |                         |                                      |                                  |
|-------------------------|--------------------------------------|----------------------------------|
| IC1 : PST993D-T         | Q1,4 : 2SC2785(F,E) or 2SC2458(Y,GR) | D1,2 : S5688B                    |
| IC2 : SAA6579T/R        | Q2,12 : 2SC3246                      | D3,6,15 : MA111                  |
| IC3 : TC9215AF          | Q3 : 2SD2012 or 2SD2061(E,F)         | D4,5,9,12,16 : 1SS133 or HSS104A |
| IC4,8,10,12 : NJM4565MD | Q5,6,9,10 : 2SC2878(B)               | D7 : RD6.2JS(B2)                 |
| IC5 : M62492FP          | Q7,8 : UN4116 or DTA143TSA           | D8 : MTZ.5J(B) or RD5.6E5(B2)    |
| IC6 : BU4052BCF         | Q11 : 2SC4081                        | D10,11 : RD7.5J(B2)              |
| IC7 : CXD2718AQ         |                                      | D13 : UDZ6.2B                    |
| IC9 : M30622MC-709FP    |                                      |                                  |
| IC11 : NJM78L05A        |                                      |                                  |

**CAUTION:** For continued safety, replace safety critical components only with manufacturer's recommended parts (refer to parts list). ⚠ indicates safety critical components. For continued protection against risk of fire, replace only with same type and rating fuse(s). To reduce the risk of electric shock, leakage-current or resistance measurements shall be carried out (exposed parts are acceptably insulated from the supply circuit) before the appliance is returned to the customer.



**RXD-NV500 (X29-267X-XX)**

DESTINATION	COUNTRY	ABB.	UNIT No.	(A)	(B)	(C)	D4, 5, 9	CN3	R18, 19, 88, 89, 101, 111	R41-44, 102	R95	R96	R97	R98	R99	R100	C37-40, 55, 56, 112	C49, 50, 55, 56, 112	C153	
U.S.A.	U.S.A.	K	0-10																	
CANADA	CANADA	P	0-21	NO	NO	NO	NO	NO	NO	YES	YES	NO	NO	YES	NO	NO	YES	NO	YES	
GENERAL MARKET	U.K.	T	0-51								NO	YES	NO	NO	NO	NO	NO	NO	NO	NO
EUROPE	EUROPE	E	2-71	YES	NO	NO	NO	NO	NO	NO	NO	NO	NO	YES	NO	NO	NO	NO	NO	NO

**RXD-NV600 (X29-267X-XX)**

DESTINATION	COUNTRY	ABB.	UNIT No.	(A)	(B)	(C)	D4, 5, 9	CN3	R18, 19, 41-44, 88, 89, 102, 111	R95	R96	R97	R98	R99	R100	R101	C37-40, 49, 50, 55, 56	C112	C153	
U.S.A.	U.S.A.	K	0-11																	
CANADA	CANADA	P	0-71	NO	NO	YES	NO	NO	NO	NO	NO	NO	NO	YES	NO	NO	NO	NO	YES	YES
AUSTRALIA	U.K.	T	0-52								NO	YES	NO	NO	NO	NO	NO	NO	NO	NO
EUROPE	EUROPE	E	2-72	YES	NO	NO	NO	NO	NO	NO	NO	NO	NO	YES	NO	NO	NO	NO	NO	NO

**RXD-NV550MD (X29-2670-01)**

DESTINATION	COUNTRY	ABB.	UNIT No.	(A)	(B)	(C)	D4, 5, 9	CN3	R18, 19, 41-44, 88, 89, 95, 98, 99, 102, 111	R96, 97, 100, 101	C37-40, 49, 50, 55, 56, 153	C112
JAPAN	JAPAN	J	0-01	NO	YES	YES	YES	YES	YES	NO	NO	NO

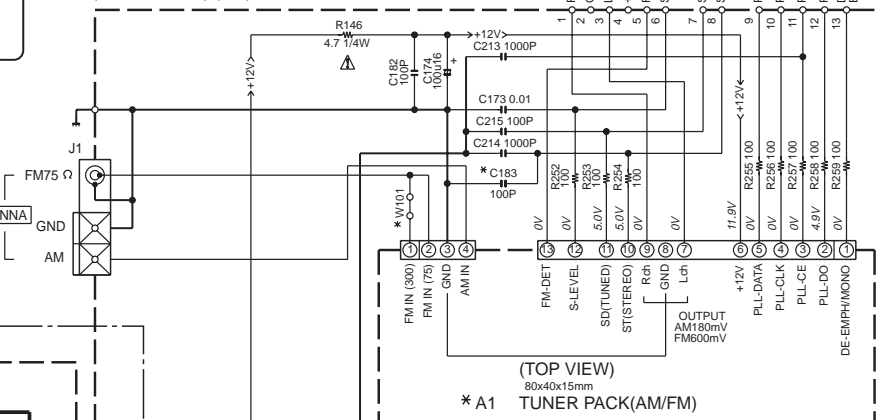
RXD-NV500/NV600/NV550MD (3/5)

The DC voltage is an actual reading measured with a high impedance type voltmeter. The measurement value may vary depending on the measuring instruments used or on the product. Refer to the voltage during PLAY unless otherwise specified; The value shown in ( ) is the voltage measured at the moment of STOP.

# RXD-NV500/NV600

X29-A/3  
-2/2-CN1  
3/5  
F  
X29-A/3  
-2/2-CN5  
3/5  
H

(X07-306X-XX) (A/7)



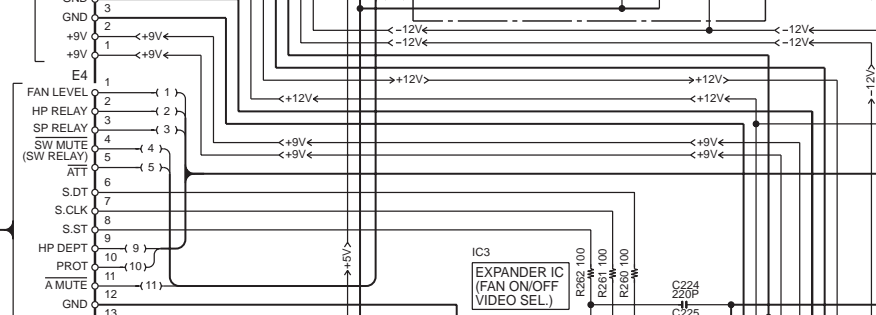
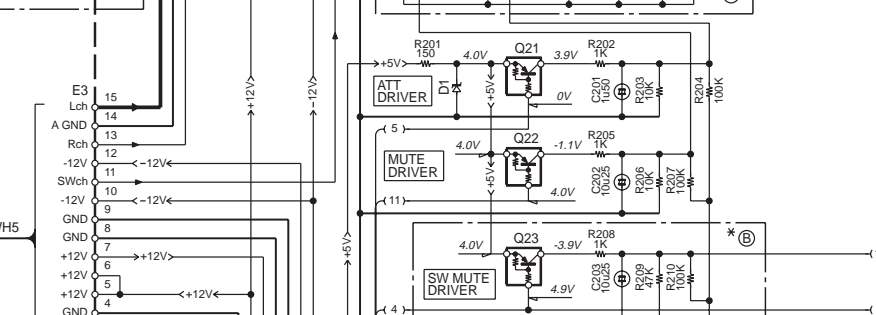
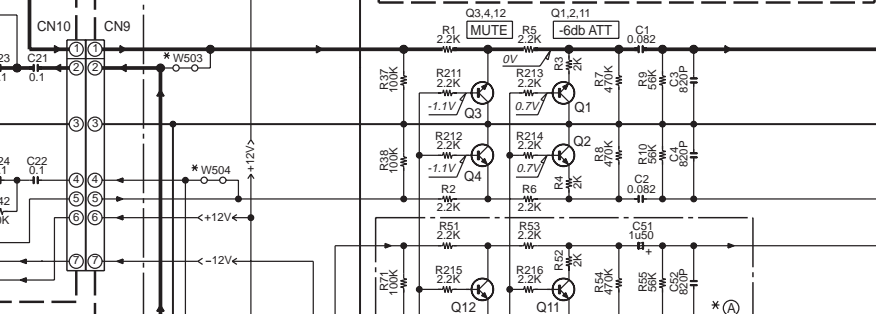
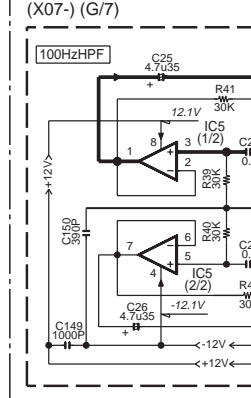
(TOP VIEW)  
\* A1  
TUNER PACK(AM/FM)  
80x40x15mm

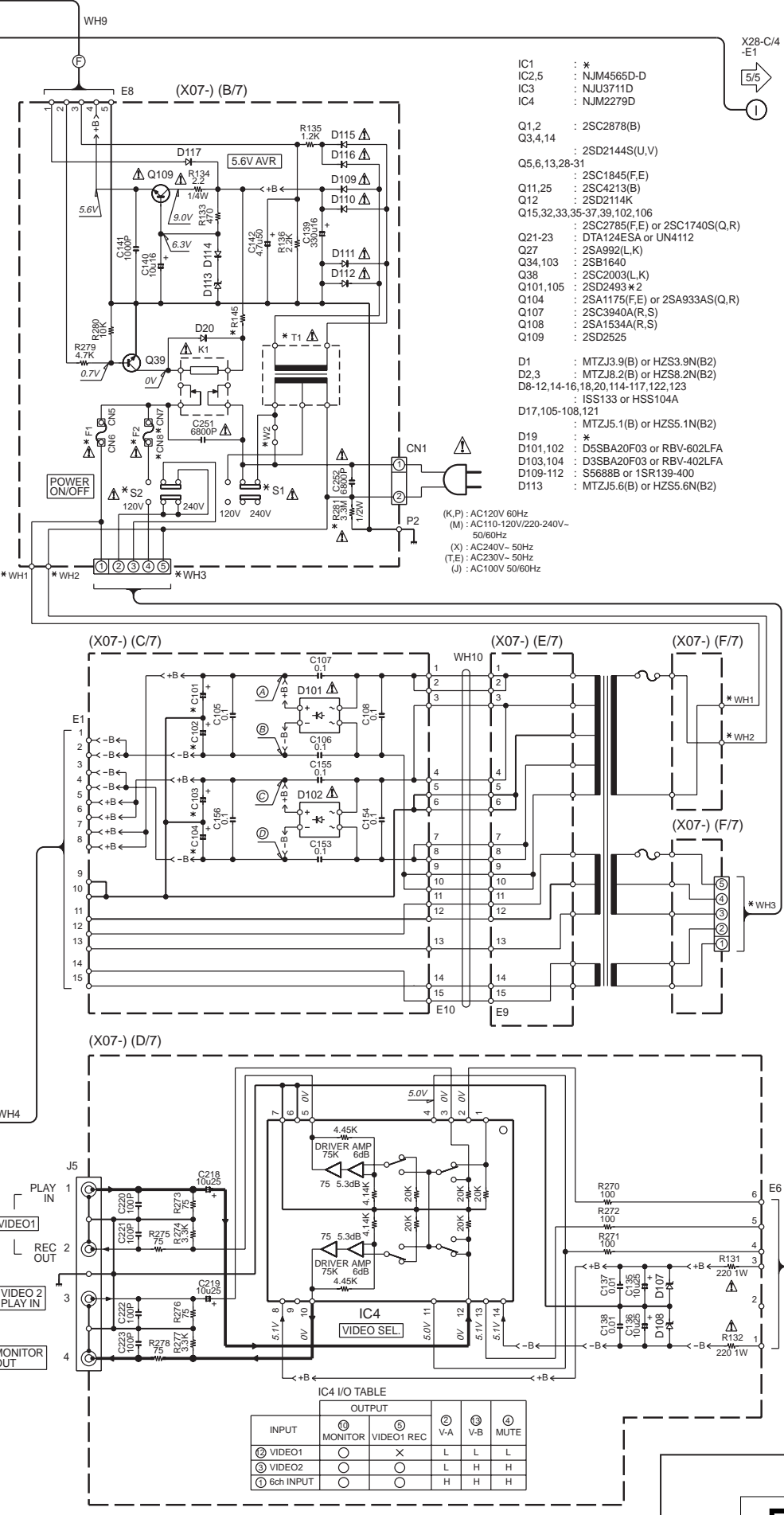
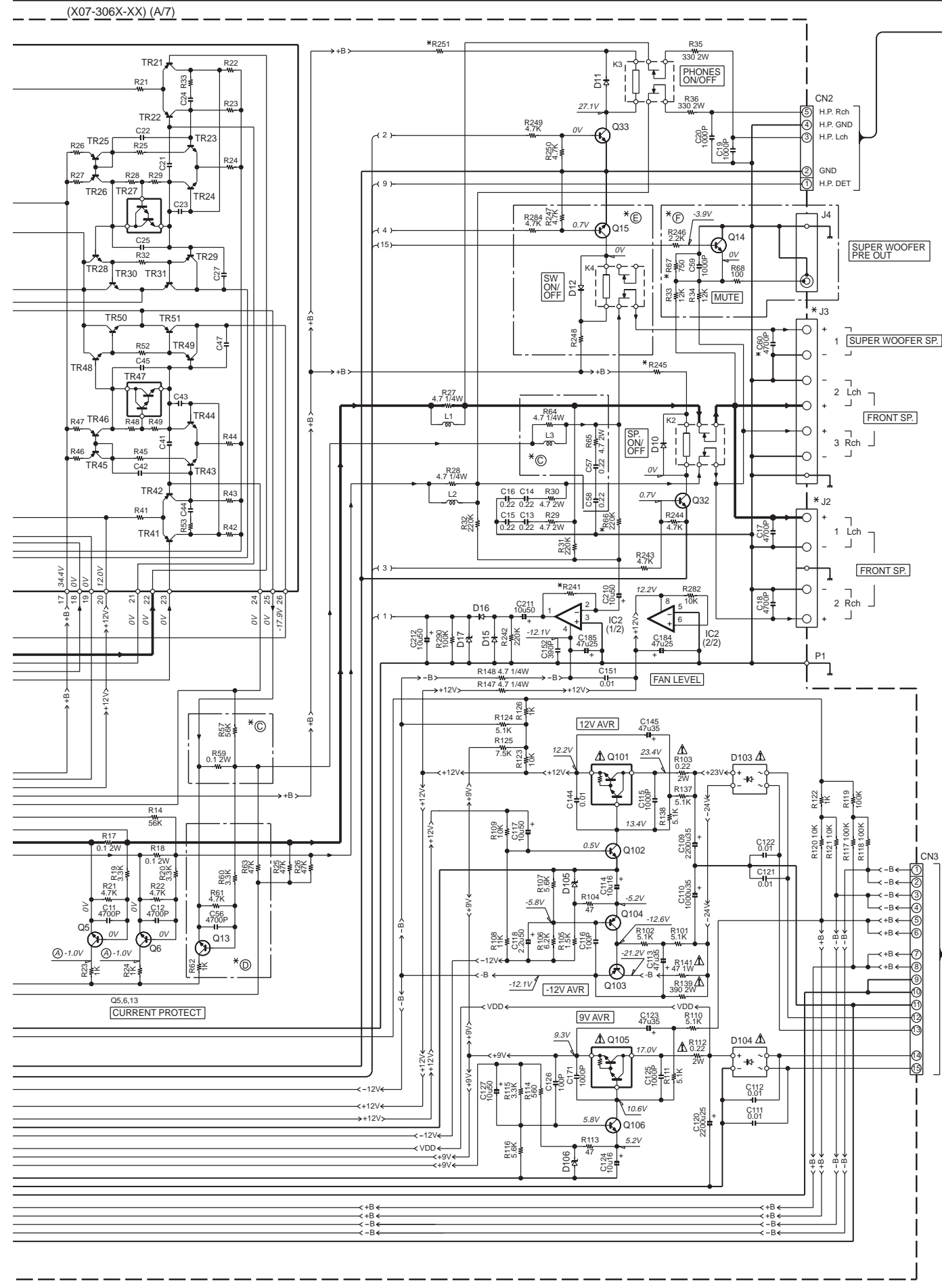
IC1 PROT VOLTAGE(V)

PIN No.	(A) 1	2	3	(C) 4	5	6	(D) 7	8	9	10	11,12	13	14	15	16	17	18,19	20	21,22
STK495-020	56.7V	0V	NC	27.4V	19.5V	-19.6V	-27.5V	-56.6V	-27.0V	0V	NC	0V	NC	0V	-54.8V	55.1V	0V	12.1V	0V
STK495-030	62.7V	0V	NC	32.9V	24.8V	-25.0V	-33.0V	-62.7V	-32.4V	0V	NC	0V	NC	0V	-61.6V	61.8V	0V	11.9V	0V

USED: RXD-NV500/NV550MD  
0-10: (STK495-030)  
\* IC1 POWER IC  
0-21/0-51/2-71/0-01: (STK495-020)

RXD-NV600 ONLY  
(X07-) (G/7)





- IC1 : \*  
 IC2,5 : NUM465D-D  
 IC3 : NUJ3711D  
 IC4 : NJM2279D
- Q1,2 : 2SC2878(B)  
 Q3,4,14 : 2SD2144S(U,V)  
 Q5,6,13,28-31 : 2SC1845(F,E)  
 Q11,25 : 2SC4213(B)  
 Q12 : 2SD2114K  
 Q15,32,33,35-37,39,102,106 : 2SC2785(F,E) or 2SC1740S(Q,R)  
 Q21-23 : DTA124ESA or UN4112  
 Q27 : 2SA992(L,K)  
 Q34,103 : 2SB1640  
 Q38 : 2SC2003(L,K)  
 Q101,105 : 2SD2493\*2  
 Q104 : 2SA1175(F,E) or 2SA933AS(Q,R)  
 Q107 : 2SC3940A(R,S)  
 Q108 : 2SA1534A(R,S)  
 Q109 : 2SD2525
- D1 : MTZJ3.9(B) or HZS3.9N(B2)  
 D2,3 : MTZJ8.2(B) or HZS8.2N(B2)  
 D8-12,14-16,18,20,114-117,122,123 : ISS133 or HSS104A  
 D17,105-108,121 : MTZJ5.1(B) or HZS5.1N(B2)  
 D19 : \*  
 D101,102 : D5SBA20F03 or RBV-602LFA  
 D103,104 : D3SBA20F03 or RBV-402LFA  
 D109-112 : S5688B or 1SR139-400  
 D113 : MTZJ5.6(B) or HZS5.6N(B2)
- (K,P) : AC120V 60Hz  
 (M) : AC110-120V/220-240V-50/60Hz  
 (X) : AC240V-50Hz  
 (T,E) : AC230V-50Hz  
 (A) : AC100V 50/60Hz

RXD-NV500(X07-306X-XX)

DESTINATION	COUNTRY	ABB.	UNIT No.	A1
U.S.A.	K	P	0-10	W02-2673-15
CANADA	P	P	0-21	W02-2685-15
U.K.	T	0-51	W02-2674-15	
EUROPE	E	2-71		

RXD-NV600(X07-306X-XX)

DESTINATION	COUNTRY	ABB.	UNIT No.	T1	F1	F2	WH1,2	WH3
U.S.A.	K	P	0-10	L07-2654-05	8A 125V		NO	YES
CANADA	P	P	0-21	L07-2657-05	T2A L 250V		NO	YES
U.K.	T	0-51	L07-2661-05	T2A L 250V			NO	YES
EUROPE	E	2-71					NO	YES

RXD-NV550MD(X07-3060-01)

DESTINATION	COUNTRY	ABB.	UNIT No.	A1	
JAPAN	J	0-01	NO	YES	W02-2672-15

RXD-NV500/NV600/NV550MD (4/5)

DESTINATION	COUNTRY	ABB.	UNIT No.	T1	F1	F2	WH1,2	WH3
U.S.A.	K	P	0-11	L07-2654-05	5A 125V		NO	YES
CANADA	P	P	0-21	L07-2657-05	T2A L 250V		NO	YES
U.K.	T	0-51	L07-2661-05	T2A L 250V			NO	YES
EUROPE	E	2-72					NO	YES

RXD-NV550MD(X07-3060-01)

DESTINATION	COUNTRY	ABB.	UNIT No.	T1	F1	F2	WH1,2	WH3
JAPAN	J	0-01	NO	NO	NO	NO	NO	YES

RXD-NV550MD(X07-3060-01)

DESTINATION	COUNTRY	ABB.	UNIT No.	T1	F1	F2	WH1,2	WH3
JAPAN	J	0-01	NO	NO	NO	NO	NO	YES

RXD-NV550MD(X07-3060-01)

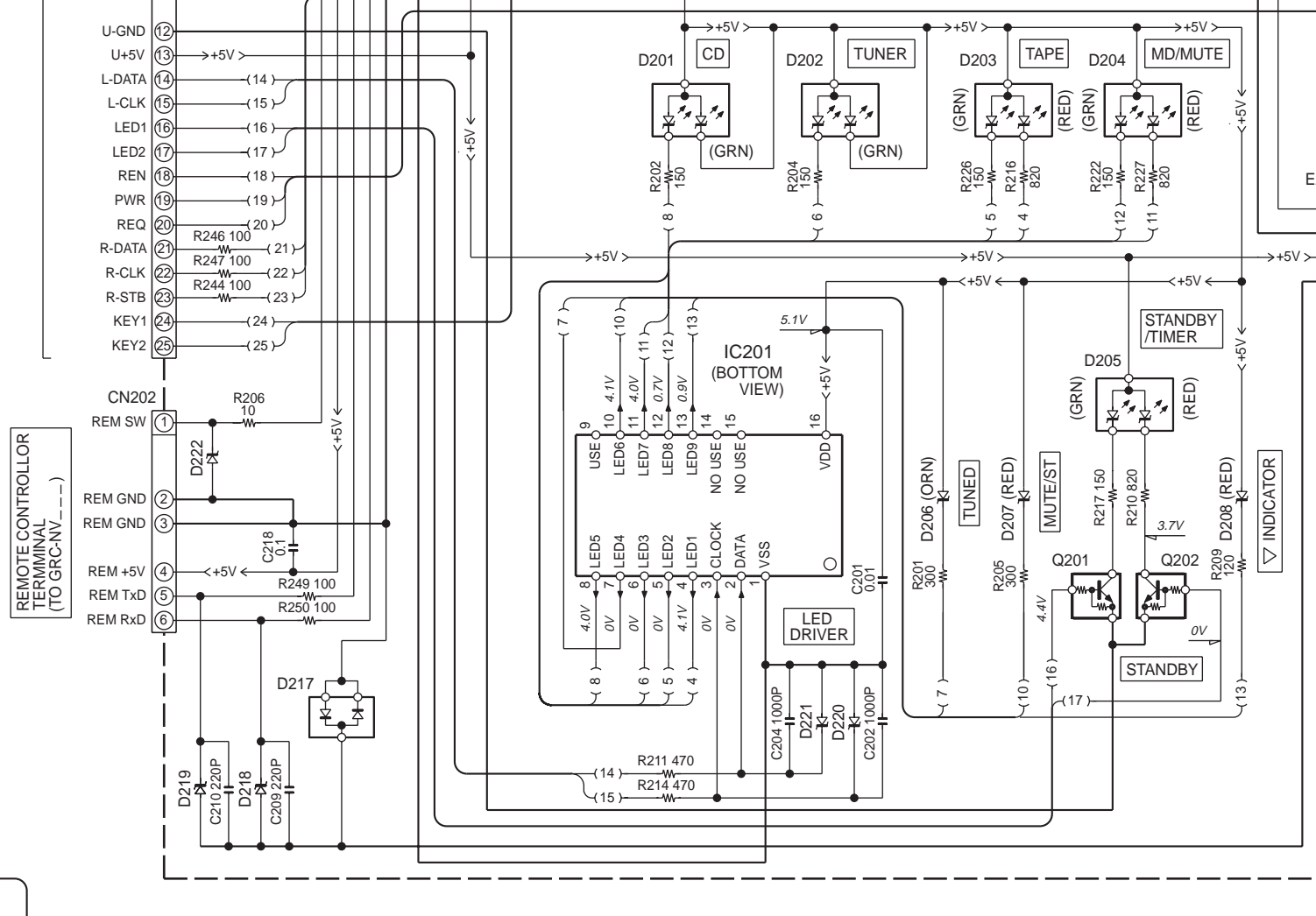
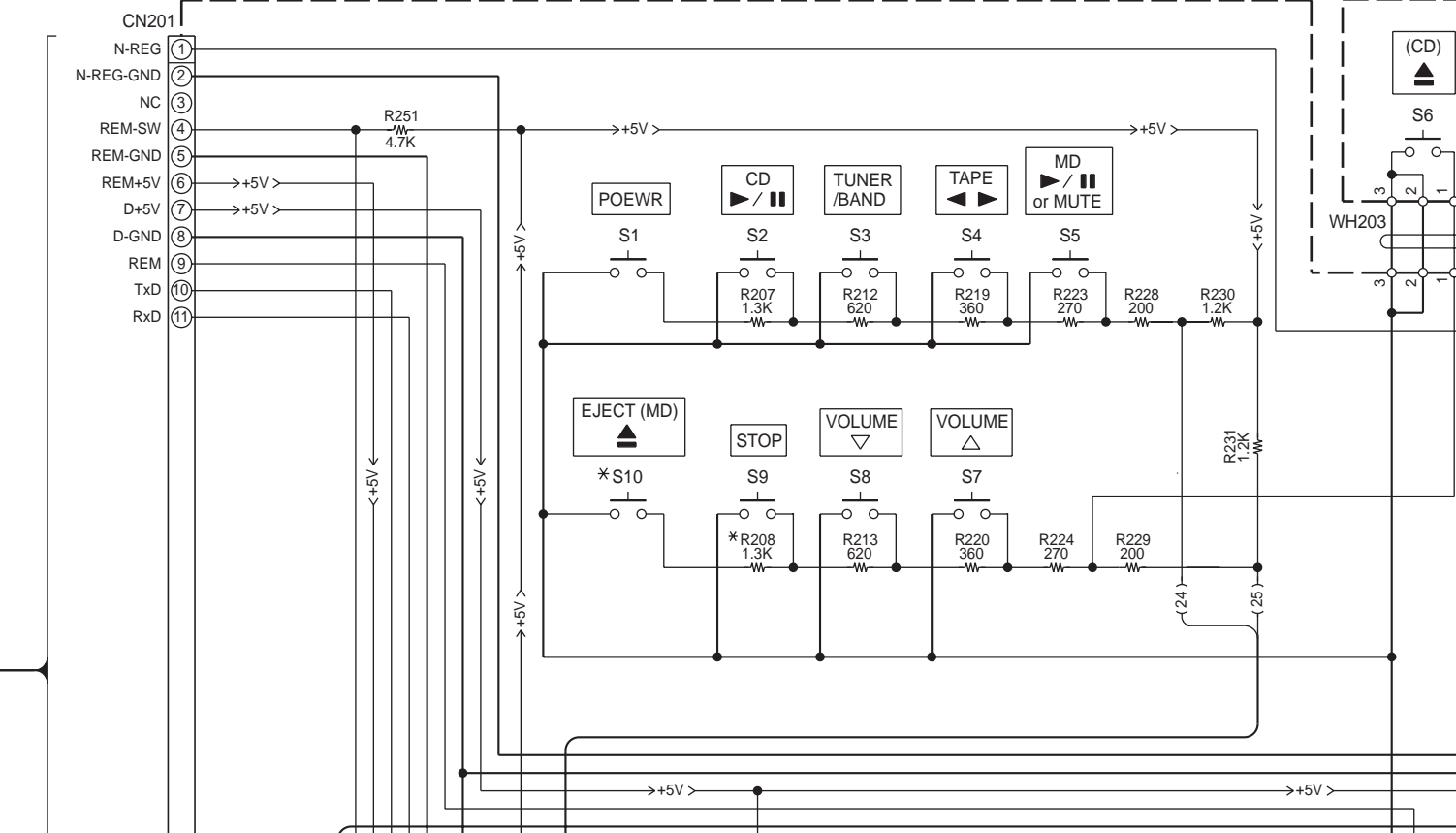
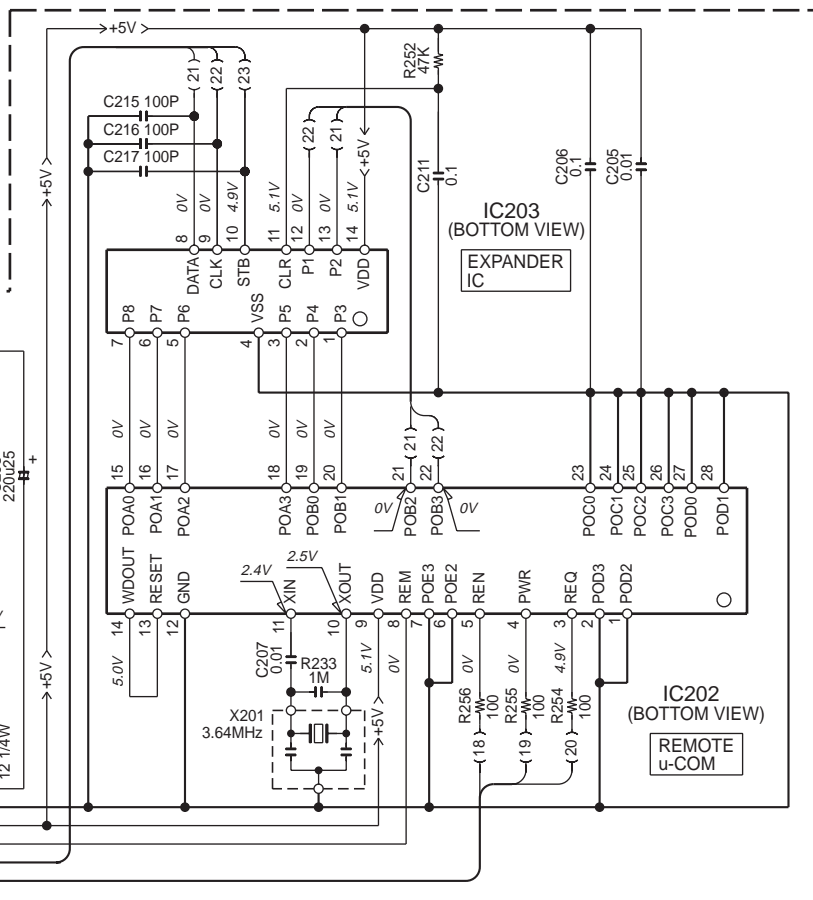
DESTINATION	COUNTRY	ABB.	UNIT No.	T1	F1	F2	WH1,2	WH3
JAPAN	J	0-01	NO	NO	NO	NO	NO	YES

**CAUTION:** For continued safety, replace safety critical components only with manufacturer's recommended parts (refer to parts list). Δ indicates safety critical components. For continued protection against risk of fire, replace only with same type and rating fuse(s). To reduce the risk of electric shock, leakage-current or resistance measurements shall be carried out (exposed parts are acceptably insulated from the supply circuit) before the appliance is returned to the customer.

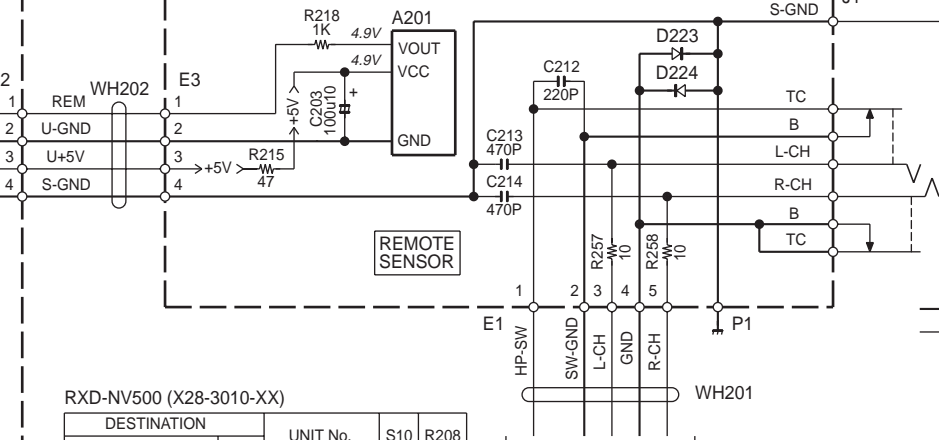
The DC voltage is an actual reading measured with a high impedance type voltmeter with no signal input. The measurement value may vary depending on the measuring instruments used or on the product.

(X28-3010-XX) (B/4)

(X28-) (D/4)



(X28-) (C/4)



The DC voltage is an actual reading measured with a high impedance type voltmeter with no signal input. The measurement value may vary depending on the measuring instruments used or on the product.

RXD-NV500 (X28-3010-XX)

DESTINATION	COUNTRY	ABB.	UNIT No.	S10	R208
U.S.A.	K				
CANADA	P				
GENERAL MARKET	M		0-10	NO	NO
EUROPE	E				
U.K.	T		0-51		

RXD-NV600 (X28-3010-XX)

DESTINATION	COUNTRY	ABB.	UNIT No.	S10	R208
U.S.A.	K				
CANADA	P				
GENERAL MARKET	M		0-10	NO	NO
AUSTRALIA	X				
U.K.	T		0-51		

RXD-NV550MD (X28-3010-01)

DESTINATION	COUNTRY	ABB.	UNIT No.	S10	R208
JAPAN	J		0-01	YES	YES

- D201-205 : B30-2538-05
- D206 : B30-2542-05
- D207 : B30-2546-05
- D208 : B30-2555-05
- D209-216 : B30-2532-05
- D217 : DA204U
- D218-222 : UDZ5.6B
- D223,224 : 1SS133 or HSS104A
- IC201 : BU2090F
- IC202 : UPD17215GT-737
- IC203 : NJU3711M
- Q201,202 : UN4212 or DTC124ESA
- Q203,204 : 2SC3246
- A201 : W02-2704-05

**CAUTION:** For continued safety, replace safety critical components only with manufacturer's recommended parts (refer to parts list).  $\Delta$  indicates safety critical components. For continued protection against risk of fire, replace only with same type and rating fuse(s). To reduce the risk of electric shock, leakage-current or resistance measurements shall be carried out (exposed parts are acceptably insulated from the supply circuit) before the appliance is returned to the customer.

# RXD-NV500/NV600

X29-A/3  
-2/2-CN2

3/5

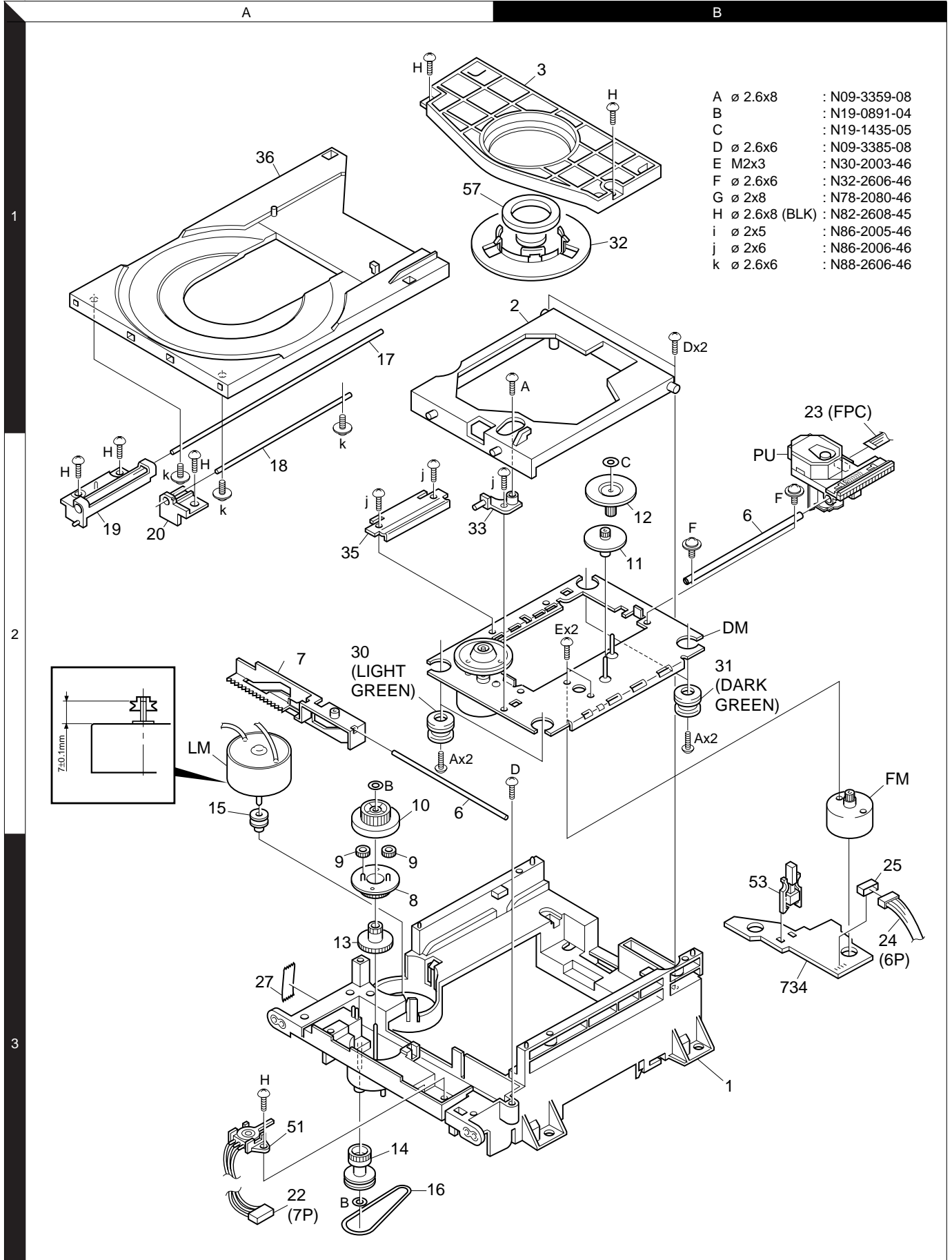
REMOTE CONTROLLER  
TERMINAL  
(TO GRC-NV-...)

X07-A/7  
-CN2

4/5

# RXD-NV500/NV600

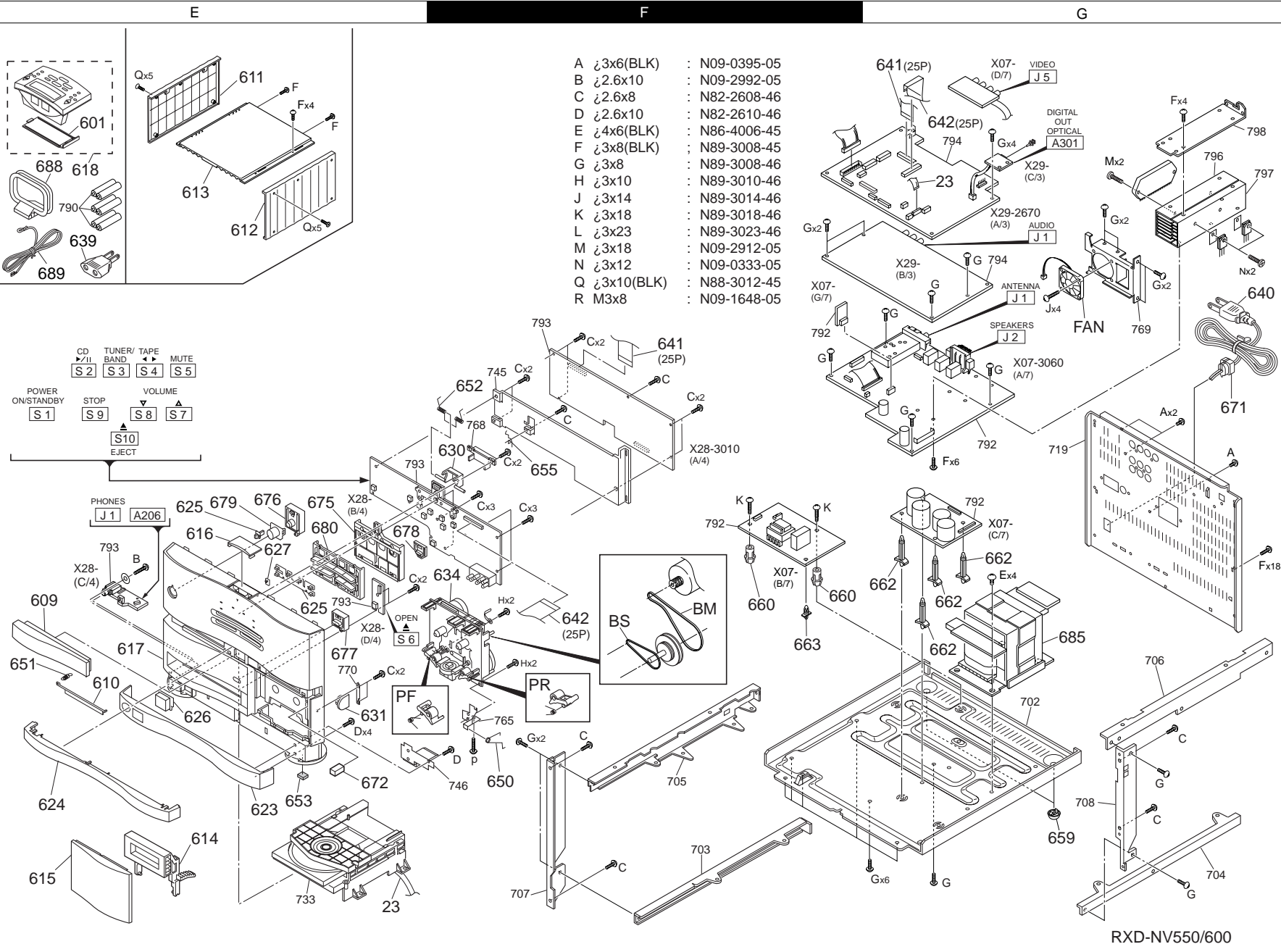
## EXPLODED VIEW (CD MECHANISM)



Parts with exploded numbers larger than 700 are not supplied.

# RXD-NV/500/NV/600

## EXPLODED VIEW (UNIT)



A	∅3x6(BLK)	:	N09-0395-05
B	∅2.6x10	:	N09-2992-05
C	∅2.6x8	:	N82-2608-46
D	∅2.6x10	:	N82-2610-46
E	∅4x6(BLK)	:	N86-4006-45
F	∅3x8(BLK)	:	N89-3008-45
G	∅3x8	:	N89-3008-46
H	∅3x10	:	N89-3010-46
J	∅3x14	:	N89-3014-46
K	∅3x18	:	N89-3018-46
L	∅3x23	:	N89-3023-46
M	∅3x18	:	N09-2912-05
N	∅3x12	:	N09-0333-05
Q	∅3x10(BLK)	:	N88-3012-45
R	M3x8	:	N09-1648-05

Parts with exploded numbers larger than 700 are not supplied.

RXD-NV550/600



\* New Parts

Parts without **Parts No.** are not supplied.  
Les articles non mentionnés dans le **Parts No.** ne sont pas fournis.  
Teile ohne **Parts No.** werden nicht geliefert.

①

Ref. No	Add-ress	New Parts	Parts No.	Description	Desti-nation	Re-marks
<b>RXD-NV500/NV600 5: NV500 6: NV600</b>						
601	1E	*	A09-1136-08	BATTERY COVER		
609	2E	*	A29-1056-13	PANEL CD		
611	1E	*	A50-1330-11	SIDE PLATE L		
612	1E	*	A50-1331-11	SIDE PLATE R		
613	1E	*	A52-0365-02	TOP PLATE		
614	2E	*	A53-2137-02	CASSETTE HOLDER		
615	2E	*	A53-2138-02	CASSETTE LID		
616	2E	*	A54-0406-14	TOP COVER		
617	2E	*	A60-1665-31	PANEL	KP	5
617	2E	*	A60-1666-31	PANEL	M	
617	2E	*	A60-1667-31	PANEL	TE	5
617	2E	*	A60-1692-31	PANEL	KP	6
617	2E	*	A60-1693-31	PANEL	X	
617	2E	*	A60-1694-31	PANEL	TE	6
618	1E	*	A70-1292-05	REMOTE CONTROLLER(GRC-NV501)	KP	
618	1E	*	A70-1293-05	REMOTE CONTROLLER(GRC-NV503)	MX	
618	1E	*	A70-1294-05	REMOTE CONTROLLER(GRC-NV502)	TE	
623	2E	*	B07-2454-02	ESCUTCHEON		
624	2E	*	B07-2455-02	ESCUTCHEON		
625	2E	*	B12-0366-13	INDICATOR		
626	2E	*	B12-0367-04	INDICATOR		
627	2E	*	B12-0369-14	INDICATOR		
-			B46-0096-53	WARRANTY CARD	X	
-			B46-0310-03	WARRANTY CARD	TE	
-			B46-0328-03	WARRANTY CARD	K	
-			B46-0347-03	WARRANTY CARD	P	
-		*	B60-4290-00	INSTRUCTION MANUAL(EN)	KPMTX	
-		*	B60-4291-00	INSTRUCTION MANUAL(FR)	PE	
-		*	B60-4292-00	INSTRUCTION MANUAL(GE)	E	
-		*	B60-4293-00	INSTRUCTION MANUAL(NE)	E	
-		*	B60-4294-00	INSTRUCTION MANUAL(IT)	E	
-		*	B60-4295-00	INSTRUCTION MANUAL(ES)	ME	
-		*	B60-4296-00	INSTRUCTION MANUAL(SC)	M	
-		*	B60-4422-00	INSTRUCTION MANUAL	KP	
-		*	B60-4423-00	INSTRUCTION MANUAL	TE	
-		*	B60-4424-00	INSTRUCTION MANUAL	M	
-		*	B60-4444-00	INSTRUCTION MANUAL	M	
630	1F	*	D10-3889-04	LEVER		
631	2E	*	D39-0334-15	DAMPER		
BM	2F	*	D16-0741-08	BELT MAIN		
BS	2F	*	D16-0705-08	BELT SUB		
PF	2E	*	D40-0380-08	PINCH ROLLER ASSY (FWD)		
PR	2F	*	D40-0381-08	PINCH ROLLER ASSY (RVS)		
634	2F	*	D40-1642-05	CASSETTE MECHANISM ASSY		
Δ 639	1E	*	E03-0115-05	AC PLUG ADAPTER	M	
Δ 640	1G	*	E30-2592-15	AC POWER CORD	ME	
Δ 640	1G	*	E30-2717-05	AC POWER CORD	X	
Δ 640	1G	*	E30-2721-05	AC POWER CORD	T	
Δ 640	1G	*	E30-2884-05	AC POWER CORD	KP	
641	1F,1G	*	E35-2359-05	FLAT CABLE 25P		
642	2F,1G	*	E35-2360-15	FLAT CABLE 25P		
FAN	1G		F09-0140-05	FAN	KP	6

L : Scandinavia K : USA P : Canada R : Mexico C : China I : Malaysia  
Y : PX(Far East, Hawaii) T : England E : Europe G : Germany V : China (Shanghai)  
Y : AAFES(Europe) X : Australia Q : Russia H : Korea M : Other Areas Δ indicates safety critical components.

\* New Parts

Parts without **Parts No.** are not supplied.  
Les articles non mentionnés dans le **Parts No.** ne sont pas fournis.  
Teile ohne **Parts No.** werden nicht geliefert.

②

Ref. No	Add-ress	New Parts	Parts No.	Description	Desti-nation	Re-marks
FAN	1G		F09-0140-05	FAN	MTXE	
FAN	1G	*	F09-0146-05	FAN	KP	5
650	2F	*	G01-4137-04	TORSION COIL SPRING		
652	1F	*	G01-4139-04	TORSION COIL SPRING		
653	2E	*	G11-2391-04	CUSHION		
655	1F	*	G09-0678-04	SPRING		
-		*	H10-7576-02	POLYSTYRENE FOAMED FIXTURE		
-		*	H10-7577-02	POLYSTYRENE FOAMED FIXTURE		
-		*	H13-0317-04	CARTON BOARD		
-		*	H25-1509-04	PROTECTION BAG		
-		*	H25-1536-04	PROTECTION BAG	KPTX	
-		*	H25-1642-04	PROTECTION BAG		
-		*	H50-3369-04	ITEM CARTON CASE	KP	5
-		*	H50-3370-04	ITEM CARTON CASE	M	
-		*	H50-3371-04	ITEM CARTON CASE	TE	5
-		*	H50-3435-04	ITEM CARTON CASE	KPX	6
-		*	H50-3436-04	ITEM CARTON CASE	TE	6
659	2G		J02-0370-05	LEG		
660	2F		J19-3751-04	UNIT HOLDER		
662	2G		J19-5878-05	UNIT HOLDER		
663	2F		J19-5911-05	UNIT HOLDER		
Δ 671	1G		J42-0083-05	POWER CORD BUSHING		
672	2E		J52-0039-05	PUSH LATCH		
-			J61-0307-05	WIRE BAND		
675	2E	*	K29-7565-13	KNOB		
676	2E	*	K29-7566-04	KNOB		
677	2E	*	K29-7567-04	KNOB		
679	2E	*	K29-7573-04	KNOB		
680	2E	*	K29-7578-03	KNOB		
Δ 685	2G	*	L07-2734-05	POWER TRANSFORMER	KP	5
Δ 685	2G	*	L07-2735-05	POWER TRANSFORMER	M	
Δ 685	2G	*	L07-2737-05	POWER TRANSFORMER	TE	5
Δ 685	2G	*	L07-2739-05	POWER TRANSFORMER	KP	6
Δ 685	2G	*	L07-2740-05	POWER TRANSFORMER	TE	6
Δ 685	2G	*	L07-2766-05	POWER TRANSFORMER	X	
688	1E		T90-0837-05	LOOP ANTENNA		
689	1E		T90-0836-05	LEAD WIRE ANTENNA		
<b>POWER (X07-3060-10)</b>						
C1 ,2			CQ93FMG1H823J	MYLAR 0.082UF	J	
C3 ,4			CC73FSL1H821J	CHIP C 820PF	J	
C5 ,6			CC73FSL1H331J	CHIP C 330PF	J	
C7 ,8			CE04KW1E470M	ELECTRO 47UF	25WV	
C11 ,12			CK73FB1H472K	CHIP C 4700PF	K	
C13 -16			CQ93FMG1H224J	MYLAR 0.22UF	J	
C17 ,18			CQ93FMG1H472J	MYLAR 4700PF	J	
C19 ,20			CK45FB1H102K	CERAMIC 1000PF	K	
C21 -24			CQ93FMG1H104J	MYLAR 0.10UF	J	
C25 ,26			CE04KW1V4R7M	ELECTRO 4.7UF	35WV	6
C51			CE04KW1H010M	ELECTRO 1.0UF	50WV	6
C52			CC73FSL1H821J	CHIP C 820PF	J	6
C53			CC73FSL1H331J	CHIP C 330PF	J	6
C54			CE04KW1A101M	ELECTRO 100UF	10WV	6

L : Scandinavia K : USA P : Canada R : Mexico C : China I : Malaysia 5 : RXD-NV500  
Y : PX(Far East, Hawaii) T : England E : Europe G : Germany V : China (Shanghai) 6 : RXD-NV600  
Y : AAFES(Europe) X : Australia Q : Russia H : Korea M : Other Areas Δ indicates safety critical components.

PARTS LIST

RXD-NV500/NV600

\* New Parts  
 Parts without **Parts No.** are not supplied.  
 Les articles non mentionnés dans le **Parts No.** ne sont pas fournis.  
 Teile ohne **Parts No.** werden nicht geliefert.

3

Ref. No	Add-ress	New Parts	Parts No.	Description	Desti-nation	Re-marks
C56			CK73FB1H472K	CHIP C 4700PF	K	6
C57, 58			CQ93FMG1H224J	MYLAR 0.22UF	J	6
C59			CK45FB1H102K	CERAMIC 1000PF	K	5
C60			CQ93FMG1H472J	MYLAR 4700PF	J	6
C101,102		*	C90-3854-05	ELECTRO 4700UF	75WV	5
C101,102		*	C90-3855-05	ELECTRO 3300UF	50WV	6
C103,104		*	C90-3855-05	ELECTRO 3300UF	50WV	5
C103,104		*	C90-3860-05	ELECTRO 3300UF	35WV	6
C105-108			C91-1422-05	MP 0.10UF	250WV	
C109			CE04KW1V222M	ELECTRO 2200UF	35WV	
C110			CE04KW1V102M	ELECTRO 1000UF	35WV	
C111,112			CK45FF1H103Z	CERAMIC 0.010UF	Z	
C113			CE04KW1V470M	ELECTRO 47UF	35WV	
C114			CE04KW1C100M	ELECTRO 10UF	16WV	
C115			CK45FB1H102K	CERAMIC 1000PF	K	
C116			CC45FSL1H101J	CERAMIC 100PF	J	
C117			CE04KW1H100M	ELECTRO 10UF	50WV	
C118			CE04KW1H2R2M	ELECTRO 2.2UF	50WV	
C120			GE04KW1E222M	ELECTRO 2200UF	25WV	
C121,122			CK45FF1H103Z	CERAMIC 0.010UF	Z	
C123			CE04KW1V470M	ELECTRO 47UF	35WV	
C124			CE04KW1C100M	ELECTRO 10UF	16WV	
C125			CK45FB1H102K	CERAMIC 1000PF	K	
C126			CC45FSL1H101J	CERAMIC 100PF	J	
C127			CE04KW1H100M	ELECTRO 10UF	50WV	
C129,130			CE04KW2A100M	ELECTRO 10UF	100WV	
C131,132			CE04KW1H470M	ELECTRO 47UF	50WV	
C133,134			CE04KW2A100M	ELECTRO 10UF	100WV	
C135,136		*	CE04RW1E100M	ELECTRO 10UF	25WV	
C137			CK45FF1H103Z	CERAMIC 0.010UF	Z	
C138			CK73FF1H103Z	CHIP C 0.010UF	Z	
C139			CE04KW1C331M	ELECTRO 330UF	16WV	
C140			CE04KW1C100M	ELECTRO 10UF	16WV	
C141			CK45FB1H102K	CERAMIC 1000PF	K	
C142			CE04KW1H4R7M	ELECTRO 4.7UF	50WV	
C143			CE04KW1V470M	ELECTRO 47UF	35WV	
C144			CK45FF1H103Z	CERAMIC 0.010UF	Z	
C145			CE04KW1V470M	ELECTRO 47UF	35WV	
C147,148			CE04KW2A100M	ELECTRO 10UF	100WV	
C149			CK73FB1H102K	CHIP C 1000PF	K	6
C150			CK73FB1H391K	CHIP C 390PF	K	6
C151			CK73FF1H103Z	CHIP C 0.010UF	Z	
C152			CK73FB1H391K	CHIP C 390PF	K	
C153-156			C91-1567-05	FILM 0.1UF	K	
C171,172			CK73FB1H102K	CHIP C 1000PF	K	
C173			CK45FF1H103Z	CERAMIC 0.010UF	Z	
C174			CE04KW1C101M	ELECTRO 100UF	16WV	
C175			CK45FF1H103Z	CERAMIC 0.010UF	Z	KPMX
C181			CK45FF1H103Z	CERAMIC 0.010UF	Z	
C182,183			CC45FSL1H101J	CERAMIC 100PF	J	
C184,185			CE04KW1E470M	ELECTRO 47UF	25WV	
C201			CE04HW1H010M	NP-ELEC 1.0UF	50WV	
C202			CE04HW1E100M	NP-ELEC 10UF	25WV	
C203			CE04HW1E100M	NP-ELEC 10UF	25WV	5
C205,206			CE04KW1A221M	ELECTRO 220UF	10WV	

L : Scandinavia K : USA P : Canada R : Mexico C : China I : Malaysia 5 : RXD-NV500  
 Y : PX(Far East, Hawaii) T : England E : Europe G : Germany V : China (Shanghai) 6 : RXD-NV600  
 Y : AAFES(Europe) X : Australia Q : Russia H : Korea M : Other Areas Δ indicates safety critical components.

\* New Parts  
 Parts without **Parts No.** are not supplied.  
 Les articles non mentionnés dans le **Parts No.** ne sont pas fournis.  
 Teile ohne **Parts No.** werden nicht geliefert.

4

Ref. No	Add-ress	New Parts	Parts No.	Description	Desti-nation	Re-marks
C207			CE04KW1V4R7M	ELECTRO 4.7UF	35WV	
C208			CK45FB1H102K	CERAMIC 1000PF	K	
C209			CK45FF1H103Z	CERAMIC 0.010UF	Z	
C210-212			CE04KW1H100M	ELECTRO 10UF	50WV	
C213,214			CK73FB1H102K	CHIP C 1000PF	K	
C215			CC73FSL1H101J	CHIP C 100PF	J	
C216			CE04KW1C101M	ELECTRO 100UF	16WV	
C217			CK73FB1H222K	CHIP C 2200PF	K	
C218,219		*	CE04RW1E100M	ELECTRO 10UF	25WV	
C220-223			CC45FSL1H101J	CERAMIC 100PF	J	
C224-226			CC73FSL1H221J	CHIP C 220PF	J	
C227			CK73FB1H102K	CHIP C 1000PF	K	
Δ C251,252			C91-1488-05	MF 6800PF	250VAC	
C253			CE04KW2A4R7M	ELECTRO 4.7UF	100WV	
CN1			E40-4245-05	PIN ASSY		6
CN2			E40-3249-05	PIN ASSY		6
CN3			E40-3259-05	PIN ASSY		5
CN4			E40-3246-05	PIN ASSY		6
CN9			E40-9840-05	PIN ASSY		5
CN10			E40-9823-05	SOCKET FOR PIN ASSY		6
J1			E70-0052-05	LOCK TERMINAL BOARD		6
J2			E70-0053-05	LOCK TERMINAL BOARD		5
J3		*	E70-0115-05	LOCK TERMINAL BOARD		6
J4			E63-0164-05	PIN JACK		5
J5			E63-0052-15	PIN JACK		
E11			F10-1138-14	SHIELDING PLATE		
Δ F1			F06-2021-05	FUSE (SEMKO) (250V T2AL)	TEXM	6
Δ F1			F50-0074-05	FUSE(5X20)	KP	5
Δ F1			F50-0077-05	FUSE(5X20)	KP	5
Δ F2			F06-2021-05	FUSE (SEMKO) (250V T2AL)	M	
CN5,6			J13-0075-05	FUSE CLIP		
CN7,8			J13-0075-05	FUSE CLIP	M	
P3,4			J11-0809-05	WIRE CLAMPER		
L1,2			L39-0085-05	PHASE COMPENSATION COIL		6
L3			L39-0085-05	PHASE COMPENSATION COIL		
Δ T1			L07-2654-05	POWER TRANSFORMER	KP	
Δ T1			L07-2657-05	POWER TRANSFORMER	M	
Δ T1			L07-2661-05	POWER TRANSFORMER	TEX	
R1,2			RK73FB2A222J	CHIP R 2.2K	J 1/10W	
R3,4			RK73FB2A202J	CHIP R 2.0K	J 1/10W	
R5,6			RK73FB2A222J	CHIP R 2.2K	J 1/10W	
R7,8			RK73FB2A474J	CHIP R 470K	J 1/10W	
R9,10			RK73FB2A563J	CHIP R 56K	J 1/10W	
R17,18			R92-1866-05	METAL FILM 0.1	J 2W	
R19,20			RK73FB2A332J	CHIP R 3.3K	J 1/10W	
R21,22			RK73FB2A472J	CHIP R 4.7K	J 1/10W	
R23,24			RK73FB2A102J	CHIP R 1.0K	J 1/10W	
R25,26			RK73FB2A473J	CHIP R 47K	J 1/10W	
R27,28			RD14NB2E4R7J	RD 4.7	J 1/4W	
R29,30			RS14KB3D4R7J	FL-PROOF RS 4.7	J 2W	
R31,32			RK73FB2A224J	CHIP R 220K	J 1/10W	
R33,34			RK73FB2A123J	CHIP R 12K	J 1/10W	5
R35,36			RS14KB3D331J	FL-PROOF RS 330	J 2W	

L : Scandinavia K : USA P : Canada R : Mexico C : China I : Malaysia 5 : RXD-NV500  
 Y : PX(Far East, Hawaii) T : England E : Europe G : Germany V : China (Shanghai) 6 : RXD-NV600  
 Y : AAFES(Europe) X : Australia Q : Russia H : Korea M : Other Areas Δ indicates safety critical components.

RXD-NV500/NV600 PARTS LIST

\* New Parts  
Parts without **Parts No.** are not supplied.  
Les articles non mentionnés dans le **Parts No.** ne sont pas fournis.  
Teile ohne **Parts No.** werden nicht geliefert.

5

Ref. No	Add-ress	New Parts	Parts No.	Description	Desti-nation	Re-marks
R37 ,38			RK73FB2A104J	CHIP R 100K J 1/10W		
R39 -42			RK73FB2A303J	CHIP R 30K J 1/10W		6
R51			RK73FB2A222J	CHIP R 2.2K J 1/10W		6
R52			RK73FB2A202J	CHIP R 2.0K J 1/10W		6
R53			RK73FB2A222J	CHIP R 2.2K J 1/10W		6
R54			RK73FB2A474J	CHIP R 470K J 1/10W		6
R55			RK73FB2A563J	CHIP R 56K J 1/10W		6
R59			R92-1866-05	METAL FILM 0.1 2W		6
R60			RK73FB2A332J	CHIP R 3.3K J 1/10W		6
R61			RK73FB2A472J	CHIP R 4.7K J 1/10W		6
R62			RK73FB2A102J	CHIP R 1.0K J 1/10W		6
R63			RK73FB2A473J	CHIP R 47K J 1/10W		6
R64			RD14NB2E4R7J	RD 4.7 J 1/4W		6
R65			RS14KB3D4R7J	FL-PROOF RS 4.7 J 2W		6
R66			RK73FB2A224J	CHIP R 220K J 1/10W		6
R67			RK73FB2A561J	CHIP R 560 J 1/10W	KP	5
R67			RK73FB2A751J	CHIP R 750 J 1/10W	MTE	5
R68			RK73FB2A101J	CHIP R 100 J 1/10W		5
R71			RK73FB2A104J	CHIP R 100K J 1/10W		6
R101,102			RK73FB2A512J	CHIP R 5.1K J 1/10W		
Δ R103			RS14KB3DR22J	FL-PROOF RS 0.22 J 2W		
R104			RK73FB2A470J	CHIP R 47 J 1/10W		
R105			RK73FB2A152J	CHIP R 1.5K J 1/10W		
R106			RK73FB2A622J	CHIP R 6.2K J 1/10W		
R107			RK73FB2A562J	CHIP R 5.6K J 1/10W		
R108			RK73FB2A113J	CHIP R 11K J 1/10W		
R109			RK73FB2A103J	CHIP R 10K J 1/10W		
Δ R110,111			RK73FB2A512J	CHIP R 5.1K J 1/10W		
Δ R112			RS14KB3DR22J	FL-PROOF RS 0.22 J 2W		
R113			RK73FB2A470J	CHIP R 47 J 1/10W		
R114			RK73FB2A561J	CHIP R 560 J 1/10W		
R116			RK73FB2A562J	CHIP R 5.6K J 1/10W		
R120,121			RK73FB2A103J	CHIP R 10K J 1/10W		
R122			RK73FB2A102J	CHIP R 1.0K J 1/10W		
R123			RK73FB2A103J	CHIP R 10K J 1/10W		
R126			RK73FB2A102J	CHIP R 1.0K J 1/10W		
Δ R127,128			RK73FB2A103J	CHIP R 10K J 1/10W		
Δ R131,132			RS14KB3A221J	FL-PROOF RS 220 J 1W		
Δ R133			RD14BB2C471J	RD 470 J 1/4W		
Δ R134			RD14NB2E2R2J	RD 2.2 J 1/4W		
R137,138			RK73FB2A512J	CHIP R 5.1K J 1/10W		
Δ R139			RS14KB3D391J	FL-PROOF RS 390 J 2W		
Δ R140			RD14NB2E2R2J	RD 2.2 J 1/4W		
Δ R141			RS14KB3A470J	FL-PROOF RS 47 J 1W		
Δ R143,144			RD14NB2E2R2J	RD 2.2 J 1/4W		
R145			RD14NB2E820J	RD 82 J 1/4W		
Δ R146-148			RD14NB2E4R7J	RD 4.7 J 1/4W		
R202			RK73FB2A102J	CHIP R 1.0K J 1/10W		
R203			RK73FB2A103J	CHIP R 10K J 1/10W		
R204			RK73FB2A104J	CHIP R 100K J 1/10W		
R205			RK73FB2A102J	CHIP R 1.0K J 1/10W		
R206			RK73FB2A103J	CHIP R 10K J 1/10W		
R207			RK73FB2A104J	CHIP R 100K J 1/10W		
R208			RK73FB2A102J	CHIP R 1.0K J 1/10W		5
R209			RK73FB2A473J	CHIP R 47K J 1/10W		5
R210			RK73FB2A104J	CHIP R 100K J 1/10W		5

L : Scandinavia K : USA P : Canada R : Mexico C : China I : Malaysia 5 : RXD-NV500  
Y : PX(Far East, Hawaii) T : England E : Europe G : Germany V : China (Shanghai) 6 : RXD-NV600  
Y : AAFES(Europe) X : Australia Q : Russia H : Korea M : Other Areas Δ indicates safety critical components.

\* New Parts  
Parts without **Parts No.** are not supplied.  
Les articles non mentionnés dans le **Parts No.** ne sont pas fournis.  
Teile ohne **Parts No.** werden nicht geliefert.

6

Ref. No	Add-ress	New Parts	Parts No.	Description	Desti-nation	Re-marks
R212-214			RK73FB2A222J	CHIP R 2.2K J 1/10W		
R216			RK73FB2A222J	CHIP R 2.2K J 1/10W		6
R217,218			RS14KB3A392J	FL-PROOF RS 3.9K J 1W		
R233			RK73FB2A393J	CHIP R 39K J 1/10W		
R234			RK73FB2A153J	CHIP R 15K J 1/10W		
R235			RK73FB2A332J	CHIP R 3.3K J 1/10W		
R236			RK73FB2A622J	CHIP R 6.2K J 1/10W		
R237			RK73FB2A103J	CHIP R 10K J 1/10W		
R239			RK73FB2A103J	CHIP R 10K J 1/10W		
R241			RK73FB2A753J	CHIP R 75K J 1/10W		5
R241			RK73FB2A823J	CHIP R 82K J 1/10W		6
R242			RK73FB2A224J	CHIP R 220K J 1/10W		
R243,244			RK73FB2A472J	CHIP R 4.7K J 1/10W		
R245			RS14KB3D391J	FL-PROOF RS 390 J 2W	KP	5
R245			RS14KB3D561J	FL-PROOF RS 560 J 2W		6
R245			RS14KB3D820J	FL-PROOF RS 82 J 2W	MTE	5
R246			RK73FB2A222J	CHIP R 2.2K J 1/10W		5
R247			RK73FB2A472J	CHIP R 4.7K J 1/10W		6
R248			RS14KB3D561J	FL-PROOF RS 560 J 2W		6
R249,250			RK73FB2A472J	CHIP R 4.7K J 1/10W		
R251			RS14KB3D391J	FL-PROOF RS 390 J 2W	KP	5
R251			RS14KB3D561J	FL-PROOF RS 560 J 2W		6
R251			RS14KB3D820J	FL-PROOF RS 82 J 2W	MTE	5
R252-262			RK73FB2A101J	CHIP R 100 J 1/10W		
R263			RK73FB2A103J	CHIP R 10K J 1/10W		
R264			RD14NB2E2R2J	RD 2.2 J 1/4W		
R265			RS14KB3A821J	FL-PROOF RS 820 J 1W		
R266			RK73FB2A222J	CHIP R 2.2K J 1/10W		
R267			RK73FB2A103J	CHIP R 10K J 1/10W		
R270-272			RK73FB2A101J	CHIP R 100 J 1/10W		
R279			RK73FB2A472J	CHIP R 4.7K J 1/10W		
Δ R280			RK73FB2A103J	CHIP R 10K J 1/10W		
R281			R92-1844-05	CARBON 3.3M J 1/2W	KP	
R282			RK73FB2A103J	CHIP R 10K J 1/10W		
R283			RK73FB2A222J	CHIP R 2.2K J 1/10W		
R284			RK73FB2A472J	CHIP R 4.7K J 1/10W		6
R290			RK73FB2A104J	CHIP R 100K J 1/10W		
W501			R92-0670-05	CHIP R 0 OHM		
W503,504			R92-0670-05	CHIP R 0 OHM	KP1M1	
W503,504			R92-0670-05	CHIP R 0 OHM	T1E1	
W506			R92-0670-05	CHIP R 0 OHM	K1P2X1	
W506			R92-0670-05	CHIP R 0 OHM	T2E2	
Δ K1			S76-0090-05	MAGNETIC RELAY		
K2 ,3			S76-0045-15	MAGNETIC RELAY		
K4			S76-0045-15	MAGNETIC RELAY		6
Δ S1 ,2			S62.1.5	SLIDE SWITCH	M	
D1			HZS3.9N(B2)	ZENER DIODE		
D1			MTZJ3.9(B)	ZENER DIODE		
D2 ,3			HZS8.2N(B2)	ZENER DIODE		
D2 ,3			MTZJ8.2(B)	ZENER DIODE		
D8 -11			HSS104A	DIODE		
D8 -11			1SS133	DIODE		
D12			HSS104A	DIODE		6
D12			1SS133	DIODE		6

L : Scandinavia K : USA P : Canada R : Mexico C : China I : Malaysia 5 : RXD-NV500  
Y : PX(Far East, Hawaii) T : England E : Europe G : Germany V : China (Shanghai) 6 : RXD-NV600  
Y : AAFES(Europe) X : Australia Q : Russia H : Korea M : Other Areas Δ indicates safety critical components.

PARTS LIST

RXD-NV500/NV600

\* New Parts  
 Parts without **Parts No.** are not supplied.  
 Les articles non mentionnés dans le **Parts No.** ne sont pas fournis.  
 Teile ohne **Parts No.** werden nicht geliefert.

7

\* New Parts  
 Parts without **Parts No.** are not supplied.  
 Les articles non mentionnés dans le **Parts No.** ne sont pas fournis.  
 Teile ohne **Parts No.** werden nicht geliefert.

8

Ref. No	Add-ress	New Parts	Parts No.	Description	Desti-nation	Re-marks
D14 -16			HSS104A	DIODE		
D14 -16			1SS133	DIODE		
D17			HZS5.1N(B2)	ZENER DIODE		
D17			MTZJ5.1(B)	ZENER DIODE		
D18			HSS104A	DIODE		
D18			1SS133	DIODE	KP	5
D19			HZS6.8N(B2)	ZENER DIODE		6
D19			HZS8.2N(B2)	ZENER DIODE	MTE	5
D19			HZS8.2N(B2)	ZENER DIODE		5
D19			MTZJ6.8(B)	ZENER DIODE	KP	5
D19			MTZJ8.2(B)	ZENER DIODE		6
D19			MTZJ8.2(B)	ZENER DIODE	MTE	5
D20			HSS104A	DIODE		
D20			1SS133	DIODE		
Δ D101,102			D55BA20F03	DIODE		
Δ D101,102			RBV-602LFA	DIODE		
Δ D103,104			D35BA20F03	DIODE		
Δ D103,104			RBV-402LFA	DIODE		
Δ D105-108			HZS5.1N(B2)	ZENER DIODE		
Δ D105-108			MTZJ5.1(B)	ZENER DIODE		
Δ D109-112			S5688B	DIODE		
Δ D109-112			1SR139-400	DIODE		
D113			HZS5.6N(B2)	ZENER DIODE		
D113			MTZJ5.6(B)	ZENER DIODE		
Δ D114-117			HSS104A	DIODE		
Δ D114-117			1SS133	DIODE		
D121			HZS5.1N(B2)	ZENER DIODE		
D121			MTZJ5.1(B)	ZENER DIODE		
D122,123			HSS104A	DIODE		
D122,123			1SS133	DIODE		
Δ IC1		*	STK495-020	HYBRID IC	MTE	5
Δ IC1		*	STK495-030	HYBRID IC	KP	5
IC1		*	STK495-100	HYBRID IC		6
IC2			NJM4565D-D	IC(OP AMP X2)		
IC3			NJU3711D	MOS-IC		
IC4			NJM2279D	ANALOGUE IC		
IC5			NJM4565D-D	IC(OP AMP X2)		6
Q1 ,2			2SC2878(B)	TRANSISTOR		
Q3 ,4			2SD2144S(U,V)	TRANSISTOR		
Q5 ,6			2SC1845(F,E)	TRANSISTOR		
Q11			2SC4213(B)	TRANSISTOR		6
Q12			2SD2114K	TRANSISTOR		6
Q13			2SC1845(F,E)	TRANSISTOR		6
Q14			2SD2144S(U,V)	TRANSISTOR		5
Q15			2SC1740S(Q,R)	TRANSISTOR		6
Q15			2SC2785(F,E)	TRANSISTOR		6
Q21 ,22			DTA124ESA	DIGITAL TRANSISTOR		
Q21 ,22			UN4112	DIGITAL TRANSISTOR		
Q23			DTA124ESA	DIGITAL TRANSISTOR		5
Q23			UN4112	DIGITAL TRANSISTOR		5
Q25			2SC4213(B)	TRANSISTOR		
Q27			2SA992(F,E)	TRANSISTOR		
Q28 -31			2SC1845(F,E)	TRANSISTOR		
Q32 ,33			2SC1740S(Q,R)	TRANSISTOR		
Q32 ,33			2SC2785(F,E)	TRANSISTOR		

Ref. No	Add-ress	New Parts	Parts No.	Description	Desti-nation	Re-marks
Δ Q34			2SB1640	TRANSISTOR		
Q35 -37			2SC1740S(Q,R)	TRANSISTOR		
Q35 -37			2SC2785(F,E)	TRANSISTOR		
Q38			2SC2003(L,K)	TRANSISTOR		
Q39			2SC1740S(Q,R)	TRANSISTOR		
Q39			2SC2785(F,E)	TRANSISTOR		
Δ Q101			2SD2493*2	TRANSISTOR		
Q102			2SC1740S(Q,R)	TRANSISTOR		
Q102			2SC2785(F,E)	TRANSISTOR		
Q103			2SB1640	TRANSISTOR		
Q104			2SA1175(F,E)	TRANSISTOR		
Q104			2SA933AS(Q,R)	TRANSISTOR		
Δ Q105			2SD2493*2	TRANSISTOR		
Q106			2SC1740S(Q,R)	TRANSISTOR		
Q106			2SC2785(F,E)	TRANSISTOR		
Δ Q107			2SC3940A(R,S)	TRANSISTOR		
Δ Q108			2SA1534A(R,S)	TRANSISTOR		
Δ Q109			2SD2525	TRANSISTOR		
TH1			PTH9C42BD471Q	POSITIVE RESISTOR		6
TH1			PTH9C42BD471Q	POSITIVE RESISTOR	MTE	5
TH2			PTH9C42BD471Q	POSITIVE RESISTOR	KP	5
A1			W02-2673-15	TUNER ASSY	KPMX	
A1			W02-2674-15	TUNER ASSY	E	
A1			W02-2685-15	TUNER ASSY	T	
<b>REC/PLAY (X28-3010-10)</b>						
D201-205		*	B30-2538-05	LED(RED/GREEN)		
D206			B30-2542-05	LED(ORG3(80))		
D207			B30-2546-05	LED(RED3(80))		
D208			B30-2555-05	LED(RED,3)		
D209-216			B30-2532-05	LED(INFRARED)		
C1 ,2			CK73FB1H561K	CHIP C	560PF	K
C3 ,4			CK73FB1H103K	CHIP C	0.010UF	K
C5 ,6			CK73FB1H392K	CHIP C	3900PF	K
C7 -10			CE04LW1V4R7M	ELECTRO	4.7UF	35WV
C11 ,12			CC45FSL1H221J	CERAMIC	220PF	J
C13 ,14			CE04LW1C100M	ELECTRO	10UF	16WV
C15 ,16			CE04LW1H2R2M	ELECTRO	2.2UF	50WV
C17 ,18			CE04LW1H010M	ELECTRO	1.0UF	50WV
C19 -22			CE04LW1C100M	ELECTRO	10UF	16WV
C23 ,24			CQ93HP2A682J	MYLAR	6800PF	J
C25 ,26			CE04LW1H2R2M	ELECTRO	2.2UF	50WV
C27 ,28			CQ93FMG1H224J	MYLAR	0.22UF	J
C29 ,30			CE04LW1V4R7M	ELECTRO	4.7UF	35WV
C33 ,34			CC45FSL1H221J	CERAMIC	220PF	J
C35 ,36			CE04LW1V4R7M	ELECTRO	4.7UF	35WV
C37 ,38			CC73FSL1H470J	CHIP C	47PF	J
C60			CE04LW1C100M	ELECTRO	10UF	16WV
C61			CQ93FMG1H103J	MYLAR	0.010UF	J
C62 ,63			CQ93FMG1H562J	MYLAR	5600PF	J
C64			CQ93FMG1H103J	MYLAR	0.010UF	J
C65			CE04LW1C100M	ELECTRO	10UF	16WV
C66			CQ93HP2A682J	MYLAR	6800PF	J
C67			CE04LW1C101M	ELECTRO	100UF	16WV
C68			CE04LW1A101M	ELECTRO	100UF	10WV

L : Scandinavia K : USA P : Canada R : Mexico C : China I : Malaysia 5 : RXD-NV500  
 Y : PX(Far East, Hawaii) T : England E : Europe G : Germany V : China (Shanghai) 6 : RXD-NV600  
 Y : AAFES(Europe) X : Australia Q : Russia H : Korea M : Other Areas Δ indicates safety critical components.

L : Scandinavia K : USA P : Canada R : Mexico C : China I : Malaysia 5 : RXD-NV500  
 Y : PX(Far East, Hawaii) T : England E : Europe G : Germany V : China (Shanghai) 6 : RXD-NV600  
 Y : AAFES(Europe) X : Australia Q : Russia H : Korea M : Other Areas Δ indicates safety critical components.

\* New Parts  
Parts without **Parts No.** are not supplied.  
Les articles non mentionnés dans le **Parts No.** ne sont pas fournis.  
Teile ohne **Parts No.** werden nicht geliefert.

9

Ref. No	Add-ress	New Parts	Parts No.	Description	Desti-nation	Re-marks
C69			CE04LW1C220M	ELECTRO 22UF 16WV		
C70			CE04LW1C101M	ELECTRO 100UF 16WV		
C71			CE04LW1H010M	ELECTRO 1.0UF 50WV		
C72			CE04LW1C220M	ELECTRO 22UF 16WV		
C74			CE04LW1C100M	ELECTRO 10UF 16WV		
C75			CE04LW1H010M	ELECTRO 1.0UF 50WV		
C76			CK73FB1H472K	CHIP C 4700PF K		
C101,102			CK45FF1H103Z	CERAMIC 0.010UF Z		
C103			CK73FB1H331K	CHIP C 330PF K		
C104,105			CK73FB1H221K	CHIP C 220PF K		
C106			CE04LW1C470M	ELECTRO 47UF 16WV		
C107			CK45FB1H102K	CERAMIC 1000PF K		
C151			CK73FB1H221K	CHIP C 220PF K		
C152			CK45FB1H332K	CERAMIC 3300PF K		
C153			CK45FF1H103Z	CERAMIC 0.010UF Z		
C154			CE04LW1C100M	ELECTRO 10UF 16WV		
C155			CE04LW1H010M	ELECTRO 1.0UF 50WV		
C156			CK73FB1H221K	CHIP C 220PF K		
C157			CE04LW1C100M	ELECTRO 10UF 16WV		
C158			CE04LW1H010M	ELECTRO 1.0UF 50WV		
C201			CK45FF1H103Z	CERAMIC 0.010UF Z		
C202			CK73FB1H102K	CHIP C 1000PF K		
C203			CE04LW1A101M	ELECTRO 100UF 10WV		
C204			CK73FB1H102K	CHIP C 1000PF K		
C205			CK45FF1H103Z	CERAMIC 0.010UF Z		
C206			CQ93FMG1H104J	MYLAR 0.10UF J		
C207			CK73FB1H103K	CHIP C 0.010UF K		
C208			CE04LW1E221M	ELECTRO 220UF 25WV		
C209,210			CK73FB1H221K	CHIP C 220PF K		
C211			CQ93FMG1H104J	MYLAR 0.10UF J		
C212			CK73FB1H221K	CHIP C 220PF K		
C213,214			CK73FB1H471K	CHIP C 470PF K		
C215-217			CC45FSL1H101J	CERAMIC 100PF J		
C218			CK73FB1C104K	CHIP C 0.10UF K		
C301			CK45FB2H471K	CERAMIC 470PF K		
CN3			E40-4977-05	PIN ASSY		
CN4			E40-4912-05	FLAT CABLE CONNECTOR		
CN201			E40-4912-05	FLAT CABLE CONNECTOR		
CN202		*	E40-8422-05	PIN ASSY		
J1			E11-0282-05	PHONE JACK (7P)		
P1			E29-1646-04	LEAD PLATE		
E6 ,7			J11-0808-05	WIRE CLAMPER		
L1 ,2			L40-1035-29	SMALL FIXED INDUCTOR(10MH, J)		
L3 ,4			L79-1242-05	LC FILTER		
L5			L32-1010-05	BIAS OSCILATING COIL		
L6			L40-1001-17	SMALL FIXED INDUCTOR(10UH,K)		
X201			L78-0674-05	RESONATOR (3.64MHZ)		
R1 ,2			RK73FB2A184J	CHIP R 180K J 1/10W		
R3 ,4			RK73FB2A153J	CHIP R 15K J 1/10W		
R5 ,6			RK73FB2A203J	CHIP R 20K J 1/10W		
R7 ,8			RK73FB2A224J	CHIP R 220K J 1/10W		
R9 ,10			RK73FB2A331J	CHIP R 330 J 1/10W		
R13 ,14			RK73FB2A103J	CHIP R 10K J 1/10W		

L : Scandinavia K : USA P : Canada R : Mexico C : China I : Malaysia 5 : RXD-NV500  
Y : PX(Far East, Hawaii) T : England E : Europe G : Germany V : China (Shanghai) 6 : RXD-NV600  
Y : AAFES(Europe) X : Australia Q : Russia H : Korea M : Other Areas Δ indicates safety critical components.

\* New Parts  
Parts without **Parts No.** are not supplied.  
Les articles non mentionnés dans le **Parts No.** ne sont pas fournis.  
Teile ohne **Parts No.** werden nicht geliefert.

10

Ref. No	Add-ress	New Parts	Parts No.	Description	Desti-nation	Re-marks
R17 ,18			RK73FB2A153J	CHIP R 15K J 1/10W		
R19 ,20			RK73FB2A103J	CHIP R 10K J 1/10W		
R60		Δ	RD14NB2E100J	RD 10 J 1/4W		
R67			RK73FB2A103J	CHIP R 10K J 1/10W		
R68			RD14NB2E102J	RD 1.0K J 1/4W		
R70			RD14NB2E100J	RD 10 J 1/4W		
R76			RD14NB2E100J	RD 10 J 1/4W		
R82		Δ	RD14NB2E100J	RD 10 J 1/4W		
R95			RK73FB2A392J	CHIP R 3.9K J 1/10W		
R96			RK73FB2A912J	CHIP R 9.1K J 1/10W		
R120,121			RK73FB2A102J	CHIP R 1.0K J 1/10W		
R122			RK73FB2A102J	CHIP R 1.0K J 1/10W		
R123-128			RK73FB2A102J	CHIP R 1.0K J 1/10W		
R129			RD14NB2E100J	RD 10 J 1/4W		
R151,152			RK73FB2A563J	CHIP R 56K J 1/10W		
R153			RK73FB2A103J	CHIP R 10K J 1/10W		
R154			RK73FB2A224J	CHIP R 220K J 1/10W		
R157			RK73FB2A103J	CHIP R 10K J 1/10W		
R158			RK73FB2A104J	CHIP R 100K J 1/10W		
R205			RK73FB2A301J	CHIP R 300 J 1/10W		
R206			RK73FB2A100J	CHIP R 10 J 1/10W		
R233			RK73FB2A105J	CHIP R 1.0M J 1/10W		
R249,250			RK73FB2A101J	CHIP R 100 J 1/10W		
R251			RK73FB2A472J	CHIP R 4.7K J 1/10W		
R257,258			RK73FB2A100J	CHIP R 10 J 1/10W		
VR1 ,2			R12-3100-05	TRIMMING POT.(10K)		
VR3 ,4			R12-5049-05	TRIMMING POT.(220K)		
W201,202			R92-0679-05	CHIP R 0 OHM		
S1 -9			S70-0031-05	TACT SWITCH		
D1			HZS5.6N(B2)	ZENER DIODE		
D1			MTZJ5.6(B)	ZENER DIODE		
D2			HSS104A	DIODE		
D2			1SS133	DIODE		
D3			HZS5.1N(B2)	ZENER DIODE		
D3			MTZJ5.1(B)	ZENER DIODE		
D101,102			HSS104A	DIODE		
D101,102			1SS133	DIODE		
D103			HZS5.1N(B2)	ZENER DIODE		
D103			MTZJ5.1(B)	ZENER DIODE		
D111,112			HSS104A	DIODE		
D111,112			1SS133	DIODE		
D113			HZS5.1N(B2)	ZENER DIODE		
D113			MTZJ5.1(B)	ZENER DIODE		
D217			DA204U	DIODE		
D218-222			UDZ5.6B	ZENER DIODE		
D223,224			HSS104A	DIODE		
D223,224			1SS133	DIODE		
IC1			HA12219NT	ANALOGUE IC		
IC2			HA12136A	ANALOGUE IC		
IC3			BA3126N	ANALOGUE IC		
IC101			NJU3713D	MOS-IC		
IC102			NJM4565L-D	ANALOGUE IC		
IC201			BUJ2090F	ANALOGUE IC		
IC202			UPD17215GT-737	MI-COM IC		

L : Scandinavia K : USA P : Canada R : Mexico C : China I : Malaysia 5 : RXD-NV500  
Y : PX(Far East, Hawaii) T : England E : Europe G : Germany V : China (Shanghai) 6 : RXD-NV600  
Y : AAFES(Europe) X : Australia Q : Russia H : Korea M : Other Areas Δ indicates safety critical components.

PARTS LIST

RXD-NV500/NV600

\* New Parts  
 Parts without **Parts No.** are not supplied.  
 Les articles non mentionnés dans le **Parts No.** ne sont pas fournis.  
 Teile ohne **Parts No.** werden nicht geliefert.

11

Ref. No	Add-ress	New Parts	Parts No.	Description	Desti-nation	Re-marks
IC203			NJU3711M	MOS-IC		
Q1 ,2			2SC1740S(Q,R)	TRANSISTOR		
Q1 ,2			2SC2785(F,E)	TRANSISTOR		
Q3			2SC3940A(R,S)	TRANSISTOR		
Q3			2SD863(E,F)	TRANSISTOR		
Q4 -6			DTC124ESA	DIGITAL TRANSISTOR		
Q4 -6			UN4212	DIGITAL TRANSISTOR		
Q11			DTA124EUA	DIGITAL TRANSISTOR		
Q11			UN5112	DIGITAL TRANSISTOR		
Q12			DTC124EUA	DIGITAL TRANSISTOR		
Q12			UN5212	DIGITAL TRANSISTOR		
Q101			2SA1286-T11	TRANSISTOR		
Q102			DTC124ESA	DIGITAL TRANSISTOR		
Q102			UN4212	DIGITAL TRANSISTOR		
Q103			2SA1534A(R,S)	TRANSISTOR		
Q104			DTC124ESA	DIGITAL TRANSISTOR		
Q104			UN4212	DIGITAL TRANSISTOR		
Q201,202			DTC124ESA	DIGITAL TRANSISTOR		
Q201,202			UN4212	DIGITAL TRANSISTOR		
Q203,204			2SC3246	TRANSISTOR		
Q301,302			2SC1845(F,E)	TRANSISTOR	T	
Q303			DTA124ESA	DIGITAL TRANSISTOR	T	
Q303			UN4112	DIGITAL TRANSISTOR	T	
Q304			DTC124ESA	DIGITAL TRANSISTOR	T	
Q304			UN4212	DIGITAL TRANSISTOR	T	
A201			W02-2704-05	ELECTRIC CIRCUIT MODULE		
<b>CONTROL (X29-2670-10)</b>						
C1			CK73FB1H103K	CHIP C	0.010UF	K
C2			CE04KW1H010M	ELECTRO	1.0UF	50WV
C3			CE04KW0J471M	ELECTRO	470UF	6.3WV
C4 ,5			CE04KW1A101M	ELECTRO	100UF	10WV
C6			CE04KW1H100M	ELECTRO	10UF	50WV
C7			CE04KW1E101M	ELECTRO	100UF	25WV
C8			CE04KW1A101M	ELECTRO	100UF	10WV
C9			CE04KW1H100M	ELECTRO	10UF	50WV
C10			CE04KW1E101M	ELECTRO	100UF	25WV
C11			CE04KW1A470M	ELECTRO	47UF	10WV
C12			CK73FB1H103K	CHIP C	0.010UF	K
C13			CC73FCH1H330J	CHIP C	33PF	J
C14			CC73FCH1H390J	CHIP C	39PF	J
C15			CQ93FMG1H104J	MYLAR	0.10UF	J
C16			CC73FCH1H561J	CHIP C	560PF	J
C17			CK73FB1H103K	CHIP C	0.010UF	K
C18			CC73FCH1H331J	CHIP C	330PF	J
C19			CE04KW1H2R2M	ELECTRO	2.2UF	50WV
C20			CC73FCH1H101J	CHIP C	100PF	J
C21 -26			CC73FCH1H221J	CHIP C	220PF	J
C27 ,28			CE04KW1H100M	ELECTRO	10UF	50WV
C29			CQ93FMG1H103J	MYLAR	0.010UF	J
C30			CC73FCH1H101J	CHIP C	100PF	J
C31 ,32			CE04KW1H100M	ELECTRO	10UF	50WV
C33 -36			CE04KW1H3R3M	ELECTRO	3.3UF	50WV
C37 ,38		*	CQ93FMG1H124J	MYLAR	0.12UF	J
C39 ,40			CE04KW1HR33M	ELECTRO	0.33UF	50WV

L : Scandinavia K : USA P : Canada R : Mexico C : China I : Malaysia 5 : RXD-NV500  
 Y : PX(Far East, Hawaii) T : England E : Europe G : Germany V : China (Shanghai) 6 : RXD-NV600  
 Y : AAFES(Europe) X : Australia Q : Russia H : Korea M : Other Areas Δ indicates safety critical components.

\* New Parts  
 Parts without **Parts No.** are not supplied.  
 Les articles non mentionnés dans le **Parts No.** ne sont pas fournis.  
 Teile ohne **Parts No.** werden nicht geliefert.

12

Ref. No	Add-ress	New Parts	Parts No.	Description	Desti-nation	Re-marks
C41 -44			CQ93FMG1H103J	MYLAR	0.010UF	J
C45 ,46			CK73FB1C224K	CHIP C	0.22UF	K
C47 ,48			CQ93FMG1H122J	MYLAR	1200PF	J
C51 -54			CE04KW1H3R3M	ELECTRO	3.3UF	50WV
C57 ,58			CE04KW1H010M	ELECTRO	1.0UF	50WV
C59 ,60			CQ93FMG1H472J	MYLAR	4700PF	J
C61 ,62			CC73FCH1H102J	CHIP C	1000PF	J
C63 -66			CC73FCH1H331J	CHIP C	330PF	J
C67 ,68			CE04KW1H3R3M	ELECTRO	3.3UF	50WV
C69 ,70			CC73FCH1H101J	CHIP C	100PF	J
C71 ,72			CC73FCH1H331J	CHIP C	330PF	J
C73 -81			CK73FB1H103K	CHIP C	0.010UF	K
C82 ,83			CC73FCH1H050C	CHIP C	5.0PF	C
C84			CK73FB1C104K	CHIP C	0.10UF	K
C85			CK73FB1H103K	CHIP C	0.010UF	K
C86			CE04KW1A101M	ELECTRO	100UF	10WV
C87			CK73FB1H103K	CHIP C	0.010UF	K
C88			CE04KW1H100M	ELECTRO	10UF	50WV
C89 ,90			CK73FB1H103K	CHIP C	0.010UF	K
C91 ,92			CE04KW1V101M	ELECTRO	100UF	35WV
C93			CE04KW1A101M	ELECTRO	100UF	10WV
C94			CE04KW1E101M	ELECTRO	100UF	25WV
C95 ,96			CE04KW1A331M	ELECTRO	330UF	10WV
C97			CC73FCH1H220J	CHIP C	22PF	J
C98			CC73FCH1H180J	CHIP C	18PF	J
C99			CK73FB1C104K	CHIP C	0.10UF	K
C100			CE04KW1A101M	ELECTRO	100UF	10WV
C105,106			CE04KW1H3R3M	ELECTRO	3.3UF	50WV
C107			CC73FCH1H101J	CHIP C	100PF	J
C108			CK73FB1H103K	CHIP C	0.010UF	K
C109			CK73FB1C474K	CHIP C	0.47UF	K
C110			CQ93FMG1H104J	MYLAR	0.10UF	J
C111,112			CE04KW1H330M	ELECTRO	33UF	50WV
C113-117			CK73FB1H103K	CHIP C	0.010UF	K
C118			CQ93FMG1H224J	MYLAR	0.22UF	J
C119,120			CE04KW1H010M	ELECTRO	1.0UF	50WV
C121-124			CC73FCH1H101J	CHIP C	100PF	J
C125-128			CE04KW1H3R3M	ELECTRO	3.3UF	50WV
C129			CC73FCH1H101J	CHIP C	100PF	J
C130			CK73FB1H103K	CHIP C	0.010UF	K
C131			CQ93FMG1H473J	MYLAR	0.047UF	J
C132			CC73FCH1H101J	CHIP C	100PF	J
C133			CK73FB1H103K	CHIP C	0.010UF	K
C134			CK73EB1H103K	CHIP C	0.010UF	K
C135,136			CC73FCH1H101J	CHIP C	100PF	J
C137			CK73FB1H103K	CHIP C	0.010UF	K
C138,139			CC73FCH1H470J	CHIP C	47PF	J
C140			CC73FCH1H101J	CHIP C	100PF	J
C141			CC73FCH1H102J	CHIP C	1000PF	J
C142,143			CK73FB1H103K	CHIP C	0.010UF	K
C144			CC73FCH1H102J	CHIP C	1000PF	J
C145			CK73EB1H473K	CHIP C	0.047UF	K
C146,147			CC73FCH1H101J	CHIP C	100PF	J
C148			CK73EB1H103K	CHIP C	0.010UF	K
C149			CK73FB1H103K	CHIP C	0.010UF	K

L : Scandinavia K : USA P : Canada R : Mexico C : China I : Malaysia 5 : RXD-NV500  
 Y : PX(Far East, Hawaii) T : England E : Europe G : Germany V : China (Shanghai) 6 : RXD-NV600  
 Y : AAFES(Europe) X : Australia Q : Russia H : Korea M : Other Areas Δ indicates safety critical components.

RXD-NV500/NV600 PARTS LIST

\* New Parts

Parts without **Parts No.** are not supplied.  
Les articles non mentionnés dans le **Parts No.** ne sont pas fournis.  
Teile ohne **Parts No.** werden nicht geliefert.

13

Ref. No	Add-ress	New Parts	Parts No.	Description	Desti-nation	Re-marks
C150			CC73FCH1H101J	CHIP C 100PF		
C151			CE04KW1H3R3M	ELECTRO 3.3UF 50WV		6
C152			CE04KW1H100M	ELECTRO 10UF 50WV		
C153			CC73FCH1H101J	CHIP C 100PF	KPMX	
C301,302			GE04KW1A101M	ELECTRO 100UF 10WV		
C303			CC73FCH1H680J	CHIP C 68PF		
C304			CE04KW1A101M	ELECTRO 100UF 10WV		
C305			CC73FCH1H101J	CHIP C 100PF		
C306			CK73FB1C104K	CHIP C 0.10UF		
C307			CK73FB1H333K	CHIP C 0.033UF		
C308			CC73FCH1H221J	CHIP C 220PF		
C309			CK73FB1H223K	CHIP C 0.022UF		
C310			CC73FCH1H221J	CHIP C 220PF		
C311			CK73FB1C474K	CHIP C 0.47UF		
C312			CK73FB1H103K	CHIP C 0.010UF		
C313			CK73FB1H332K	CHIP C 3300PF		
C314			CK73FB1E473KTA	CHIP C 0.047UF		
C315			CK73FB1H152K	CHIP C 1500PF		
C316			CK73EB1H103K	CHIP C 0.010UF		
C317,318			CC73FCH1H470J	CHIP C 47PF		
C319,320			CQ93FMG1H122J	MYLAR 1200PF		
C321,322			CC73FCH1H271J	CHIP C 270PF		
C323,324			CE04KW1H100M	ELECTRO 10UF 50WV		
C325			CE04KW0J331M	ELECTRO 330UF 6.3WV		
C326,327			CK73FB1H103K	CHIP C 0.010UF		
C328			CC73FCH1H221J	CHIP C 220PF		
C329			CE04KW1A101M	ELECTRO 100UF 10WV		
C330			CK73FB1C104K	CHIP C 0.10UF		
C331			CE04KW1C221M	ELECTRO 220UF 16WV		
C332			CE04KW1A101M	ELECTRO 100UF 10WV		
C333			CK73FB1H103K	CHIP C 0.010UF		
C334			CE04KW1H100M	ELECTRO 10UF 50WV		
C335			CK73FB1C104K	CHIP C 0.10UF		
C336-340			CC73FCH1H101J	CHIP C 100PF		
CN1			E40-4295-05	FLAT CABLE CONNECTOR		
CN2			E40-4912-05	FLAT CABLE CONNECTOR		
CN4			E40-4912-05	FLAT CABLE CONNECTOR		
CN5			E40-4607-05	PIN ASSY		
CN6			E40-4609-05	PIN ASSY		
CN7			E40-3259-05	PIN ASSY		
CN8		*	E40-4875-05	PIN ASSY		
CN301			E40-4876-05	PIN ASSY		
CN302			E40-8312-05	FLAT CABLE CONNECTOR		
CN303			E40-3250-05	PIN ASSY		
CN304			E40-3249-05	PIN ASSY		
CN305			E40-3247-05	PIN ASSY		
J1		*	E63-1090-05	PIN JACK		
L2			L40-1021-14	SMALL FIXED INDUCTOR(1.0MH,K)		
L3			L40-1011-31	SMALL FIXED INDUCTOR(100UH,K)		
L4			L40-1001-17	SMALL FIXED INDUCTOR(10UH,K)		
L301			L40-1001-17	SMALL FIXED INDUCTOR(10UH,K)		
L302			L40-1001-31	SMALL FIXED INDUCTOR(10UH,K)		
X1			L77-2002-05	CRYSTAL RESONATOR(4.332MHZ)	TE	
X2			L77-2250-05	CRYSTAL RESONATOR(33.8688MHZ)		

L : Scandinavia K : USA P : Canada R : Mexico C : China I : Malaysia 5 : RXD-NV500  
Y : PX(Far East, Hawaii) T : England E : Europe G : Germany V : China (Shanghai) 6 : RXD-NV600  
Y : AAFES(Europe) X : Australia Q : Russia H : Korea M : Other Areas Δ indicates safety critical components.

\* New Parts

Parts without **Parts No.** are not supplied.  
Les articles non mentionnés dans le **Parts No.** ne sont pas fournis.  
Teile ohne **Parts No.** werden nicht geliefert.

14

Ref. No	Add-ress	New Parts	Parts No.	Description	Desti-nation	Re-marks
X3			L77-2173-05	CRYSTAL RESONATOR(32.768KHZ)		
X4			L78-0294-05	RESONATOR (10.000M)		
X301			L77-2190-05	CRYSTAL RESONATOR(16.9344MHZ)		
R1			RK73FB2A102J	CHIP R 1.0K J 1/10W		
R2			RK73FB2A103J	CHIP R 10K J 1/10W		
R3			RK73FB2A104J	CHIP R 100K J 1/10W		
R4			RK73FB2A102J	CHIP R 1.0K J 1/10W		
R6			RS14KB3A221J	FL-PROOF RS 220 J 1W		
Δ R9			RD14NB2E100J	RD 10 J 1/4W		
Δ R11			RD14NB2E1R0J	RD 1 J 1/4W		
R12			RK73FB2A222J	CHIP R 2.2K J 1/10W	TE	
R14			RK73FB2A473J	CHIP R 47K J 1/10W	TE	
R15			RK73FB2A101J	CHIP R 100 J 1/10W	TE	
R16 ,17			RK73FB2A473J	CHIP R 47K J 1/10W		
R20			RK73FB2A472J	CHIP R 4.7K J 1/10W		
R22			RK73FB2A472J	CHIP R 4.7K J 1/10W		
R23 ,24			RK73FB2A102J	CHIP R 1.0K J 1/10W		
R25 ,26			RK73FB2A104J	CHIP R 100K J 1/10W		
R27 ,28			RK73FB2A102J	CHIP R 1.0K J 1/10W		
R29 ,30			RK73FB2A104J	CHIP R 100K J 1/10W		
R31 ,32			RK73FB2A471J	CHIP R 470 J 1/10W		
R33 ,34			RK73FB2A104J	CHIP R 100K J 1/10W		
R35 ,36			RK73FB2A223J	CHIP R 22K J 1/10W		
R37 ,38			RK73FB2A133J	CHIP R 13K J 1/10W		
R39 ,40			RK73FB2A224J	CHIP R 220K J 1/10W		
R41 ,42			RK73FB2A821J	CHIP R 820 J 1/10W		
R43 ,44			RK73FB2A103J	CHIP R 10K J 1/10W		
R45			RK73FB2A752J	CHIP R 7.5K J 1/10W		
R46			RK73FB2A101J	CHIP R 100 J 1/10W		
R47 ,48			RK73FB2A752J	CHIP R 7.5K J 1/10W		
R49 ,50			RK73FB2A332J	CHIP R 3.3K J 1/10W		
R51 -54			RK73FB2A103J	CHIP R 10K J 1/10W		
R55 ,56			RK73FB2A123J	CHIP R 12K J 1/10W		
R57 ,58			RK73FB2A103J	CHIP R 10K J 1/10W		
R59 ,60			RK73FB2A223J	CHIP R 22K J 1/10W		
R61 ,62			RK73FB2A153J	CHIP R 15K J 1/10W		
R63 ,64			RK73FB2A105J	CHIP R 1.0M J 1/10W		
R65 ,66			RK73FB2A333J	CHIP R 33K J 1/10W		
R67			RD14NB2E100J	RD 10 J 1/4W		
R69 -72			RK73FB2A101J	CHIP R 100 J 1/10W		
R74			RK73FB2A472J	CHIP R 4.7K J 1/10W		
R75			RD14NB2E101J	RD 100 J 1/4W		
Δ R76			RD14NB2E121J	RD 120 J 1/4W		
R77 -79			RK73FB2A101J	CHIP R 100 J 1/10W		
R80			RK73FB2A104J	CHIP R 100K J 1/10W		
R81			RK73FB2A475J	CHIP R 4.7M J 1/10W		
R82			RK73FB2A103J	CHIP R 10K J 1/10W		
R83 -85			RK73FB2A473J	CHIP R 47K J 1/10W		
R86 ,87			RK73FB2A101J	CHIP R 100 J 1/10W		
R90			RK73FB2A473J	CHIP R 47K J 1/10W		
R95			RK73FB2A473J	CHIP R 47K J 1/10W	KPXE	
R96			RK73FB2A473J	CHIP R 47K J 1/10W	MT	
R97			RK73FB2A473J	CHIP R 47K J 1/10W	KPMT	
R98			RK73FB2A473J	CHIP R 47K J 1/10W	EX	

L : Scandinavia K : USA P : Canada R : Mexico C : China I : Malaysia 5 : RXD-NV500  
Y : PX(Far East, Hawaii) T : England E : Europe G : Germany V : China (Shanghai) 6 : RXD-NV600  
Y : AAFES(Europe) X : Australia Q : Russia H : Korea M : Other Areas Δ indicates safety critical components.

PARTS LIST

RXD-NV500/NV600

\* New Parts  
 Parts without **Parts No.** are not supplied.  
 Les articles non mentionnés dans le **Parts No.** ne sont pas fournis.  
 Teile ohne **Parts No.** werden nicht geliefert.

15

Ref. No	Add-ress	New Parts	Parts No.	Description	Desti-nation	Re-marks
R99			RK73FB2A473J	CHIP R 47K J 1/10W	KPM TEX	6 5
R100			RK73FB2A473J	CHIP R 47K J 1/10W		
R101			RK73FB2A473J	CHIP R 47K J 1/10W		
R102			RK73FB2A473J	CHIP R 47K J 1/10W		
R103-109			RK73FB2A101J	CHIP R 100 J 1/10W		
R112			RK73FB2A473J	CHIP R 47K J 1/10W	6	
R114-116			RK73FB2A473J	CHIP R 47K J 1/10W		
R118-123			RK73FB2A471J	CHIP R 470 J 1/10W		
R124-129			RK73FB2A101J	CHIP R 100 J 1/10W		
R130			RK73FB2A163J	CHIP R 16K J 1/10W		
R131,132			RK73FB2A333J	CHIP R 33K J 1/10W	TE	6
R133			RK73FB2A101J	CHIP R 100 J 1/10W		
R135,136			RK73FB2A104J	CHIP R 100K J 1/10W		
R138			RK73FB2A100J	CHIP R 10 J 1/10W		
R139,140			RK73FB2A104J	CHIP R 100K J 1/10W		
R141			RD14NB2E100J	RD 10 J 1/4W		
R142			RD14NB2E2R2J	RD 2.2 J 1/4W		
R143-146			RK73FB2A104J	CHIP R 100K J 1/10W		
R147-150			RK73FB2A222J	CHIP R 2.2K J 1/10W		
R152			RK73FB2A472J	CHIP R 4.7K J 1/10W		
R153			RK73FB2A103J	CHIP R 10K J 1/10W		
R154			RK73FB2A471J	CHIP R 470 J 1/10W		
R155-159			RK73FB2A332J	CHIP R 3.3K J 1/10W		
R160,161			RK73FB2A471J	CHIP R 470 J 1/10W		
R164			RK73FB2A102J	CHIP R 1.0K J 1/10W		
R165			RK73FB2A101J	CHIP R 100 J 1/10W		
R167			RK73FB2A101J	CHIP R 100 J 1/10W		
R168-173			RK73FB2A471J	CHIP R 470 J 1/10W		
R174-176			RK73FB2A203J	CHIP R 20K J 1/10W		
R177			RK73FB2A473J	CHIP R 47K J 1/10W		
R178,179			RK73FB2A102J	CHIP R 1.0K J 1/10W		
R181,182			RK73FB2A104J	CHIP R 100K J 1/10W		
R183			RK73FB2A561J	CHIP R 560 J 1/10W		
R184,185			RK73FB2A1R0J	CHIP R 1 J 1/10W		
R186			RS14KB3A820J	FL-PROOF RS 82 J 1W		
R302-305			RK73FB2A683J	CHIP R 68K J 1/10W		
R306			RK73FB2A224J	CHIP R 220K J 1/10W		
R309			RK73FB2A153J	CHIP R 15K J 1/10W		
R310			RK73FB2A273J	CHIP R 27K J 1/10W		
R311			RK73FB2A152J	CHIP R 1.5K J 1/10W		
R312			RK73FB2A103J	CHIP R 10K J 1/10W		
R313			RK73FB2A102J	CHIP R 1.0K J 1/10W		
R314,315			RK73FB2A101J	CHIP R 100 J 1/10W		
R316			RK73FB2A473J	CHIP R 47K J 1/10W		
R317,318			RK73FB2A103J	CHIP R 10K J 1/10W		
R319			RK73FB2A105J	CHIP R 1.0M J 1/10W		
R320			RK73FB2A474J	CHIP R 470K J 1/10W		
R321			RK73FB2A224J	CHIP R 220K J 1/10W		
R322			RK73FB2A474J	CHIP R 470K J 1/10W		
R323			RK73FB2A184J	CHIP R 180K J 1/10W		
R324			RK73FB2A153J	CHIP R 15K J 1/10W		
R325,326			RK73FB2A472J	CHIP R 4.7K J 1/10W		
R327			RK73FB2A102J	CHIP R 1.0K J 1/10W		
R328			RK73FB2A153J	CHIP R 15K J 1/10W		
R329			RK73FB2A104J	CHIP R 100K J 1/10W		

L : Scandinavia K : USA P : Canada R : Mexico C : China I : Malaysia 5 : RXD-NV500  
 Y : PX(Far East, Hawaii) T : England E : Europe G : Germany V : China (Shanghai) 6 : RXD-NV600  
 Y : AAFES(Europe) X : Australia Q : Russia H : Korea M : Other Areas Δ indicates safety critical components.

\* New Parts  
 Parts without **Parts No.** are not supplied.  
 Les articles non mentionnés dans le **Parts No.** ne sont pas fournis.  
 Teile ohne **Parts No.** werden nicht geliefert.

16

Ref. No	Add-ress	New Parts	Parts No.	Description	Desti-nation	Re-marks
R330			RK73FB2A153J	CHIP R 15K J 1/10W		
R331			RK73FB2A333J	CHIP R 33K J 1/10W		
R332			RK73FB2A104J	CHIP R 100K J 1/10W		
R333			RK73FB2A105J	CHIP R 1.0M J 1/10W		
R334			RK73FB2A103J	CHIP R 10K J 1/10W		
R335,336			RK73FB2A332J	CHIP R 3.3K J 1/10W		
R337			RK73FB2A472J	CHIP R 4.7K J 1/10W		
R338			RK73FB2A221J	CHIP R 220 J 1/10W		
R342			RK73FB2A100J	CHIP R 10 J 1/10W		
R343			RK73FB2A471J	CHIP R 470 J 1/10W		
R344			RK73FB2A105J	CHIP R 1.0M J 1/10W		
R345,346			RK73FB2A103J	CHIP R 10K J 1/10W		
R347-350			RK73FB2A822J	CHIP R 8.2K J 1/10W		
R351			RK73FB2A100J	CHIP R 10 J 1/10W		
R352-359			RK73FB2A471J	CHIP R 470 J 1/10W		
R360			RK73FB2A473J	CHIP R 47K J 1/10W	Δ	
R361			RK73FB2A471J	CHIP R 470 J 1/10W		
R362			RD14NB2E2R2J	RD 2.2 J 1/4W		
R372			RK73FB2A471J	CHIP R 470 J 1/10W		
R373			RK73FB2A821J	CHIP R 820 J 1/10W		
R374			RK73FB2A100J	CHIP R 10 J 1/10W		
R376			RS14KB3A820J	FL-PROOF RS 82 J 1W		
R377			RK73FB2A473J	CHIP R 47K J 1/10W		
R378			RK73FB2A2R2J	CHIP R 2.2 J 1/10W		
VR301			R32-0038-05	SEMI FIXED VARIABLE RESISTOR		
W501			R92-0670-05	CHIP R 0 OHM		
W503,504			R92-0670-05	CHIP R 0 OHM		
W510,511			R92-0679-05	CHIP R 0 OHM		
D1 ,2			S5688B	DIODE		
D3			MA111	DIODE		
D6			MA111	DIODE		
D7			RD6.2JS(B2)	ZENER DIODE		
D8			MTZJ5.6(B)	ZENER DIODE		
D8			RD5.6ES(B2)	ZENER DIODE		
D10 ,11			RD7.5JS(B2)	ZENER DIODE		
D12			HSS104A	DIODE		
D12			1SS133	DIODE		
D13			UDZ6.2B	ZENER DIODE		
D15			MA111	DIODE		
D16			HSS104A	DIODE		
D16			1SS133	DIODE		
D301,302			MA111	DIODE		
D304			S5688B	DIODE		
IC1			PST993D-T	ANALOGUE IC	TE	
IC2			SAA6579T/R	ANALOGUE IC		
IC3			TC9215AF	MOS-IC		
IC4			NJM4565MD	IC(OP AMP X2)		
IC5			M62492FP	MOS-IC		
IC6			BU4052BCF	MOS-IC		
IC7			CXD2718AQ	MOS-IC		
IC8			NJM4565MD	IC(OP AMP X2)		
IC9		*	M30622MC-709FP	MI-COM IC		
IC10			NJM4565MD	IC(OP AMP X2)		
IC11			NJM78L05A	ANALOGUE IC	6	

L : Scandinavia K : USA P : Canada R : Mexico C : China I : Malaysia 5 : RXD-NV500  
 Y : PX(Far East, Hawaii) T : England E : Europe G : Germany V : China (Shanghai) 6 : RXD-NV600  
 Y : AAFES(Europe) X : Australia Q : Russia H : Korea M : Other Areas Δ indicates safety critical components.

RXD-NV500/NV600 PARTS LIST



\* New Parts  
 Parts without **Parts No.** are not supplied.  
 Les articles non mentionnés dans le **Parts No.** ne sont pas fournis.  
 Teile ohne **Parts No.** werden nicht geliefert.

17

Ref. No	Add-ress	New Parts	Parts No.	Description	Desti-nation	Re-marks
IC12 IC301 IC302 IC303 IC304			NJM4565MD CXA1571M BA5979S CXD2587Q TA8409S	IC(OP AMP X2) ANALOGUE IC ANALOGUE IC MOS-IC MOS-IC		
Q1 Q1 Q2 Q3 Q3			2SC2458(Y,GR) 2SC2785(F,E) 2SC3246 2SD2012 2SD2061(E,F)	TRANSISTOR TRANSISTOR TRANSISTOR TRANSISTOR TRANSISTOR		
Q4 Q4 Q5 ,6 Q7 ,8 Q7 ,8			2SC2458(Y,GR) 2SC2785(F,E) 2SC2878(B) DTA143TSA UN4116	TRANSISTOR TRANSISTOR TRANSISTOR DIGITAL TRANSISTOR DIGITAL TRANSISTOR		
Q9 ,10 Q11 Q12 Q301 Q302			2SC2878(B) 2SC4081 2SC3246 2SA954(L,K) 2SB1370(E,F)	TRANSISTOR TRANSISTOR TRANSISTOR TRANSISTOR TRANSISTOR		
Q302 Q303 Q304 Q304 TH301		*	2SB1375 2SA1286-T11 DTC124EUA UN5212 PTH8L05BA1R8M	TRANSISTOR TRANSISTOR DIGITAL TRANSISTOR DIGITAL TRANSISTOR POSITIVE RESISTOR		
A301			W02-1114-15	OSCILLATING MODULE		
<b>CD-MECHANISM (D40-1641- 05)</b>						
1 2 3	3B 1B 1B		A10-3322-18 A11-1111-08 A11-1112-08	CAHSSIS ASSY SUB CHASSIS SUB CHASSIS(CLAMPER)		
6 7 8 9 10	2A,2B 2A 3A 3A 2A		D10-3659-04 D10-3683-08 D13-0977-03 D13-0978-03 D13-0979-03	ROD(GUIDE) SLIDER GEAR(CARRIER) GEAR(IDLER) GEAR(MAIN)		
11 12 13 14 15	2B 2B 3A 3A 2A		D13-1763-04 D13-1765-03 D13-1782-08 D13-1783-08 D15-0295-04	GEAR(MIDLE) GEAR(DRIVE) GEAR(CENTER) GEAR(PULLEY) MOTOR PULLEY		
16 17 18 19 20	3A 1A 2A 2A 2A		D16-0712-08 D21-1855-08 D21-1856-08 D23-0326-08 D23-0327-08	BELT SHAFT(TRAY L) SHAFT(TRAY R) RETAINER(L) RETAINER(R)		
22 23 24 25	3A 2B 3B 3B		E35-1698-18 E35-1699-08 E35-1753-08 E40-3264-05	WIRE HARNESS (7P) FLAT CABLE WIRE HARNESS (6P) CONNECTOR		
27	3A		G10-0146-04	NON WOVEN FABRIC		
30 31 32	2A 2B 1B		J02-1174-08 J02-1175-08 J11-0823-18	INSULATOR(LIGHT GREEN) INSULATOR(DARK GREEN) CLAMPER		

L : Scandinavia K : USA P : Canada R : Mexico C : China I : Malaysia 5 : RXD-NV500  
 Y : PX(Far East, Hawaii) T : England E : Europe G : Germany V : China (Shanghai) 6 : RXD-NV600  
 Y : AAFES(Europe) X : Australia Q : Russia H : Korea M : Other Areas Δ indicates safety critical components.

\* New Parts  
 Parts without **Parts No.** are not supplied.  
 Les articles non mentionnés dans le **Parts No.** ne sont pas fournis.  
 Teile ohne **Parts No.** werden nicht geliefert.

18

Ref. No	Add-ress	New Parts	Parts No.	Description	Desti-nation	Re-marks
33 35 36	2A 2A 1A		J19-5765-08 J90-0844-03 J99-0591-08	BRACKET GUIDE(RAIL) TRAY		
A D			N09-3359-08 N09-3385-08	SCREW(2.6X8) SCREW(2.6X6)		
51 53	3A 3B		S64-0026-05 S74-0065-05	LEVER SWITCH (OPEN/CLOSE) LEAF SWITCH (START LIMIT)		
57 DM FM LM PU	1A 2B 2B 2A 2B		T99-0544-15 A11-1114-08 T42-0872-08 T42-0811-05 T25-0050-05	MAGNET DISC MOTOR ASSY FEED MOTOR ASSY DC MOTOR PICKUP(KCP1H)		

L : Scandinavia K : USA P : Canada R : Mexico C : China I : Malaysia 5 : RXD-NV500  
 Y : PX(Far East, Hawaii) T : England E : Europe G : Germany V : China (Shanghai) 6 : RXD-NV600  
 Y : AAFES(Europe) X : Australia Q : Russia H : Korea M : Other Areas Δ indicates safety critical components.

PARTS LIST RXD-NV500/NV600

# RXD-NV500/NV600

## SPECIFICATIONS

### Main unit (RXD-NV500)

#### [Amplifier section]

Output power

(U.S.A. and Canada)

Rated output power

100 watts per channel minimum RMS, all channels driven, at 6  $\Omega$  from 40 Hz to 20 kHz with no more than 0.9% total harmonic distortion. (FTC)

(Europe and U.K.)

Rated output power (DIN)

(1 kHz, 0.7 % T.H.D., at 6  $\Omega$ ) ..... 70 W + 70 W

Effective output power

(1 kHz, 10 % T.H.D., at 6  $\Omega$ ) ..... 100 W + 100 W

(Other countries)

Rated output power

(1 kHz, 1 % T.H.D., at 6  $\Omega$ ) ..... 80 W + 80 W

Effective output power

(1 kHz, 10 % T.H.D., at 8  $\Omega$ ) ..... 100 W + 100 W

Signal to noise ratio

VIDEO1/VIDEO2 ..... 90 dB

Input sensitivity/impedance

VIDEO1/VIDEO2

(U.S.A and Canada) ..... 300 mV/47 k $\Omega$

(Other countries) ..... 250 mV/47 k $\Omega$

Output level/impedance

REC OUT (VIDEO1)

(U.S.A and Canada) ..... 300 mV/470  $\Omega$

(Other countries) ..... 250 mV/470  $\Omega$

Super woofer preout

(U.S.A and Canada) ..... 1.8 V/3.3 k $\Omega$

(Other countries) ..... 2 V/3.3 k $\Omega$

#### [Video section]

Input/ Output

(Composite) ..... 1 Vp-p/75  $\Omega$

#### [Tuner section]

FM tuner section

Tuning frequency range ..... 87.5 MHz ~ 108 MHz

MW (AM) tuner section

Tuning frequency range

(U.S.A and Canada) ..... 530 kHz ~ 1,700 kHz

(Europe and U.K.) ..... 531 kHz ~ 1,602 kHz

(other countries)

9 kHz step ..... 531 kHz ~ 1,602 kHz

10 kHz step ..... 530 kHz ~ 1,610 kHz

LW tuner section (For U.K. only)

Tuning frequency range ..... 153 kHz ~ 279 kHz

#### [CD player section]

Laser ..... Semiconductor laser

Wow and flutter ..... Unmeasurable limit

#### [Cassette deck section]

Track ..... 4 track, 2 channel stereo

Recording system ..... AC bias system

(Frequency: 105 kHz)

Heads

Playback / recording head ..... 1

Erasing head ..... 1

Motor ..... 1

Fast winding time ..... Approx. 110 seconds

(C-60 tape)

#### [General]

Power consumption

(U.S.A. and Canada) ..... 160 W

(Other countries) ..... 130 W

Dimensions (Attached the remote control unit)

..... W : 285 mm (11-1/4")

H : 252 mm (9-15/16")

D : 368 mm (14-1/2")

Weight (Include the remote control unit) ..... 8.4 kg

### Speakers (LS-NV500)

Enclosure ..... Bass-reflex type

Speaker configuration

Woofer ..... 160 mm (6-1/2"), cone type

Tweeter ..... 25 mm (1"), dome type

Impedance ..... 6  $\Omega$

Maximum input level ..... 100 W

Dimensions ..... W : 225 mm (8-7/8")

H : 350 mm (13-3/4")

D : 263 mm (10-3/8")

Weight (net) ..... 5.0 kg(1 piece)



KENWOOD follows a policy of continuous advancements in development. For this reason specifications may be changed without notice.

- Sufficient performance may not be exhibited at extremely cold locations (where water freezes).

# RXD-NV500/NV600

## SPECIFICATIONS

### Main unit (RXD-NV600)

#### [Amplifier section]

Output power

(U.S.A. and Canada)

Rated output power (front channel only)

30 watts per channel minimum RMS, both channels driven, at 8 Ω from 100 Hz to 20 kHz with no more than 0.9% total harmonic distortion.(FTC)

Effective output power

FRONT

(1 kHz, 10 % T.H.D., at 8 Ω) ..... 40 W + 40 W

SUBWOOFER

(65 Hz, 10 % T.H.D., at 4 Ω) ..... 80 W

(Europe and U.K.)

Rated output power (front channel only) (DIN)

(1 kHz, 0.7 % T.H.D., at 8 Ω) ..... 35 W + 35 W

Effective output power

FRONT

(1 kHz, 10 % T.H.D., at 8 Ω) ..... 40 W + 40 W

SUBWOOFER

(65 Hz, 10 % T.H.D., at 4 Ω) ..... 80 W

(Other countries)

Rated output power during (front channel only)

(1 kHz, 1 % T.H.D., at 8 Ω) ..... 35 W + 35 W

Effective output power during STEREO operation

FRONT

(1 kHz, 10 % T.H.D., at 8 Ω) ..... 40 W + 40 W

SUBWOOFER

(65 Hz, 10 % T.H.D., at 4 Ω) ..... 80 W

Frequency response

FRONT

(VIDEO1/VIDEO2) ..... 100 Hz ~ 40 kHz (+0 dB ~ -3 dB)

SUBWOOFER

(VIDEO1/VIDEO2) ..... 5 Hz ~ 100 Hz (+0 dB ~ -3 dB)

Signal to noise ratio

VIDEO1/VIDEO2 ..... 90 dB

Input sensitivity/impedance

VIDEO1/VIDEO2

(U.S.A, Canada, Europe and U.K.) ..... 230 mV/47 kΩ

(Other countries) ..... 200 mV/47 kΩ

Output level/impedance

REC OUT (VIDEO1)

(U.S.A, Canada, Europe and U.K.) ..... 230 mV/470 Ω

(Other countries) ..... 200 mV/470 Ω

#### [Video section]

Input / Output VIDEO

(Composite) ..... 1 Vp-p/75 Ω

[Tuner section]

FM tuner section

Tuning frequency range ..... 87.5 MHz ~ 108 MHz

MW (AM) tuner section

Tuning frequency range

(For U.S.A and Canada) ..... 530 kHz ~ 1,700 kHz

(For Europe and U.K.) ..... 531 kHz ~ 1,602 kHz

(For other countries)

9 kHz step ..... 531 kHz ~ 1,602 kHz

10 kHz step ..... 530 kHz ~ 1,610 kHz

LW tuner section (For U.K. only)

Tuning frequency range ..... 153 kHz ~ 279 kHz

#### [CD player section]

Laser ..... Semiconductor laser

Wow and flutter ..... Unmeasurable limit

#### [Cassette deck section]

Track ..... 4 track, 2 channel stereo

Recording system ..... AC bias system

(Frequency: 105 kHz)

Heads

Playback / recording head ..... 1

Erasing head ..... 1

Motor ..... 1

Fast winding time ..... Approx. 110 seconds

(C-60 tape)

#### [General]

Power consumption ..... 100 W

Dimensions (Attached the remote control unit)

..... W : 285 mm (11-1/4")

H : 252 mm (9-15/16")

D : 368 mm (14-1/2")

Weight (Include the remote control unit) ..... 8.4 kg

### Speakers (LS-NV600S)

#### [Satellite speaker system]

Enclosure ..... Bass-reflex type, magnetically shielded

Speaker configuration

Woofer ..... 80 mm (3-1/8"), cone type

Tweeter ..... 19 mm (3/4"), dome type

Impedance ..... 8 Ω

Maximum input level ..... 40 W

Dimensions ..... W : 158 mm (6-1/4")

H : 257 mm (10-1/8")

D : 152 mm (6")

Weight (net) ..... 2.0 kg (1 piece/including the speaker stand)

[Subwoofer system]

Enclosure ..... Bass-reflex type, magnetically shielded

Speaker configuration

Woofer ..... 160 mm (6-1/2"), cone type

Impedance ..... 4 Ω

Maximum input level ..... 80 W

Dimensions ..... W : 206 mm (8-1/8")

H : 280 mm (11")

D : 387 mm (15-1/4")

Weight (net) ..... 6.5 kg(1 piece)



KENWOOD follows a policy of continuous advancements in development. For this reason specifications may be changed without notice.

- Sufficient performance may not be exhibited at extremely cold locations (where water freezes).

# RXD-NV500/NV600

**Note:**

Component and circuit are subject to modification to insure best operation under differing local conditions. This manual is based on Europe (E) standard, and provides information on regional circuit modification through use of alternate schematic diagrams, and information on regional component variations through use of parts list.

## **KENWOOD CORPORATION**

14-6, Dogenzaka 1-chome, Shibuya-ku, Tokyo, 150-8501 Japan

### **KENWOOD SERVICE CORPORATION**

P.O. BOX 22745, 2201 East Dominguez St., Long Beach, CA 90801-5745, U.S.A.

### **KENWOOD ELECTRONICS CANADA INC.**

6070 Kestrel Road, Mississauga, Ontario, Canada L5T 1S8

### **KENWOOD ELECTRONICS LATIN AMERICA S.A.**

P.O. BOX 55-2791, Piso 6 plaza Chase, Cl. 47 y Aquilino de la Guardia Panama, Republic de Panama

### **KENWOOD ELECTRONICS BRASIL LTDA.**

Av. Moema, 170-17, Andar-Cobertura "B", Ed. Maximum Service Center, 04077-020 Moema, São Paulo-SP-Brasil

### **KENWOOD ELECTRONICS U.K. LIMITED**

KENWOOD House, Dwight Road, Watford, Herts., WD1 8EB., United Kingdom

### **KENWOOD ELECTRONICS BELGIUM N.V.**

Meachelsesteenweg 418, B-1930 Zaventem, Belgium

### **KENWOOD ELECTRONICS DEUTSCHLAND GMBH**

Rembrücker Str. 15, 63150 Heusenstamm, Germany

### **KENWOOD ELECTRONICS FRANCE S.A.**

13 Boulevard Ney, 75018 Paris, France

### **KENWOOD ELECTRONICS ITALIA S.p.A.**

Via G. Sirtori, 7/9 20129, Milano, Italy

### **KENWOOD IBÉRICA S.A.**

Bolivia, 239-08020 Barcelona, Spain

### **KENWOOD ELECTRONICS AUSTRALIA PTY. LTD.**

(A.C.N. 001499 074)

P.O. Box 504, 8 Figtree Drive, Australia Centre, Homebush, N.S.W. 2140, Australia

### **KENWOOD ELECTRONICS (HONG KONG) LTD.**

Unit 3712-3724, Level 37, Tower 1, Metroplaza, 223 Hing Fong Road, Kwai Fong N.T., Hong Kong

### **KENWOOD ELECTRONICS GULF FZE**

P.O. Box 61318, Jebel Ali, Dubai, U.A.E.

### **KENWOOD ELECTRONICS SINGAPORE PTE LTD.**

No. 1 Genting Lane #02-02, KENWOOD Building, Singapore, 349544

### **KENWOOD ELECTRONICS (MALAYSIA) SDN BHD.**

#4.01 Level 4, Wisma Academy Lot 4A, Jalan 19/1 46300 Petaling Jaya Selangor Darul Ehsan Malaysia

### **KENWOOD ELECTRONICS (THAILAND) CO., LTD.**

2019 New Pechburi Road, Bangkapi, Huaykwang, Bangkok, 10320 Thailand