

MINI HiFi COMPONENT SYSTEM
RXD-790/V860/V890
SERVICE MANUAL
(XD-790/V860/V890)

KENWOOD

© 1997-9/B51-5357-00 (K/K) 1586

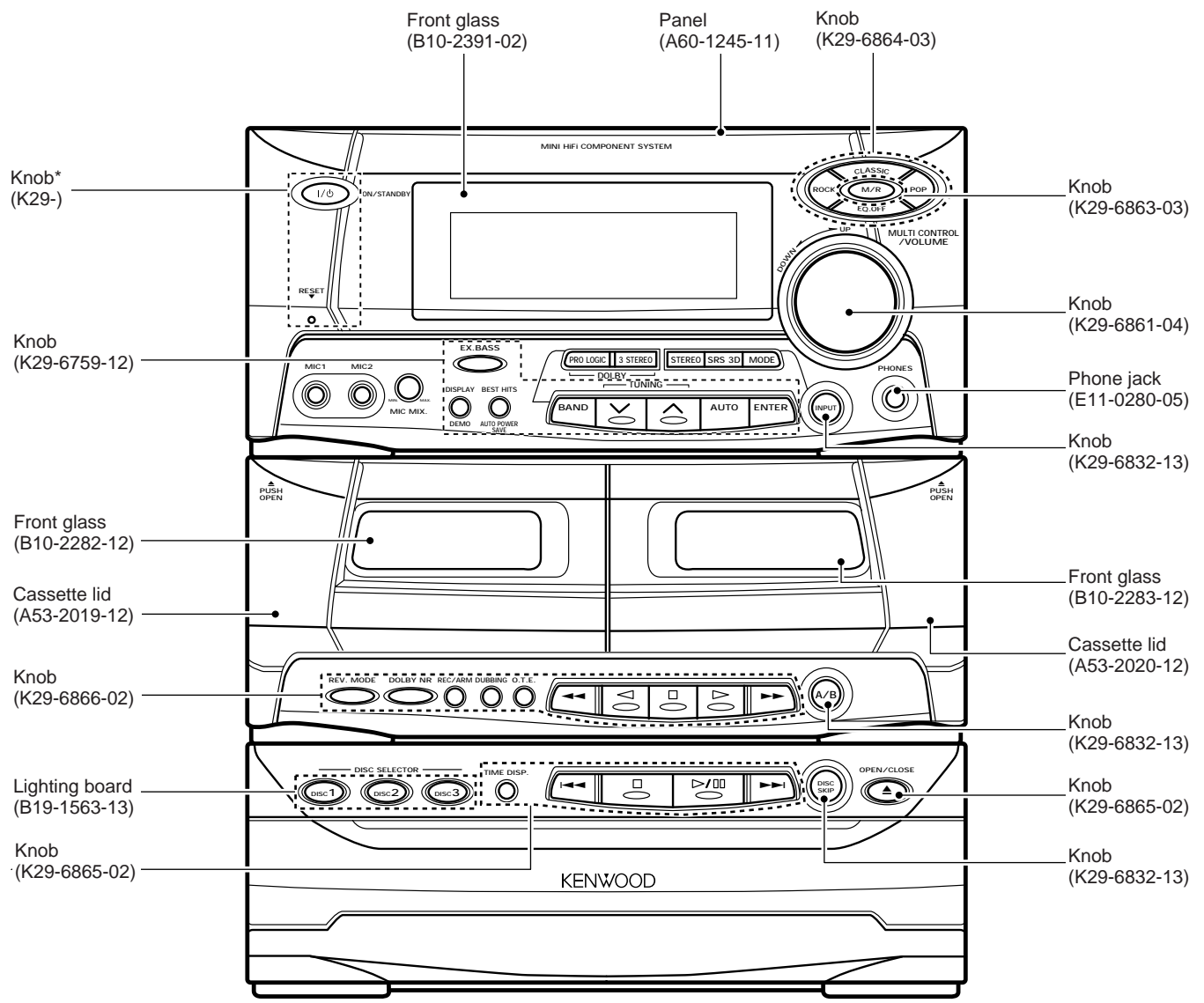


Illustration is RXD-790.

* Refer to parts list on page 62.

In compliance with Federal Regulations, following are reproductions of labels on, or inside the product relating to laser product safety.

KENWOOD-Corp. certifies this equipment conforms to DHHS Regulations No. 21 CFR 1040. 10, Chapter 1, Subchapter J.

DANGER : Laser radiation when open and interlock defeated. AVOID DIRECT EXPOSURE TO BEAM.

RXD-790/V860/V890

CONTENTS / ACCESSORIES

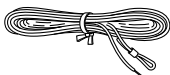
Contents

CONTENTS / ACCESSORIES	2	WIRING DIAGRAM	17
EXTERNAL VIEW	3	PC BOARD	19
DISASSEMBLY FOR REPAIR	4	SCHEMATIC DIAGRAM	31
BLOCK DIAGRAM	5	EXPLODED VIEW	59
CIRCUIT DESCRIPTION	6	PARTS LIST	62
ADJUSTMENT	13	SPECIFICATIONS	75

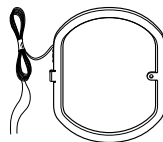
Accessories

Please confirm that the following accessories are present.

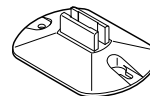
FM indoor antenna(1)
(T90-0801-05)



Loop antenna(1) (T90-0820-05)



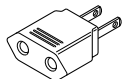
AM loop antenna stand(1)
(J19-3645-05)



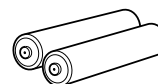
Speaker cords (2)
(E30-5120-08)



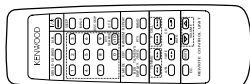
AC plug adapter..... (1)
(E03-0115-05)



Batteries (R6/AA)(2)



Remote control unit(1)
(A70-1160-05) : RXD-790RC-790
(A70-1161-05) : RXD-V860.....RC-V860
(A70-1162-05) : RXD-V890.....RC-V890



Speaker stabilizer(8)
(G11-2345-04)



Battery cover (A09-0380-08)

Remocon configuration

PART NAME	MODEL NAME
A70-1160-05	RXD-790
A70-1161-05	RXD-V860
A70-1162-05	RXD-V890

System configuration

SYSTEM	MAIN UNIT	SPEAKER	SPEAKER
XD-790	RXD-790	LS-N850	CRS-N850
XD-V860	RXD-V860	LS-N850	—
XD-V890	RXD-V890	LS-N850	CRS-N850

RXD-790/V860/V890

EXTERNAL VIEW

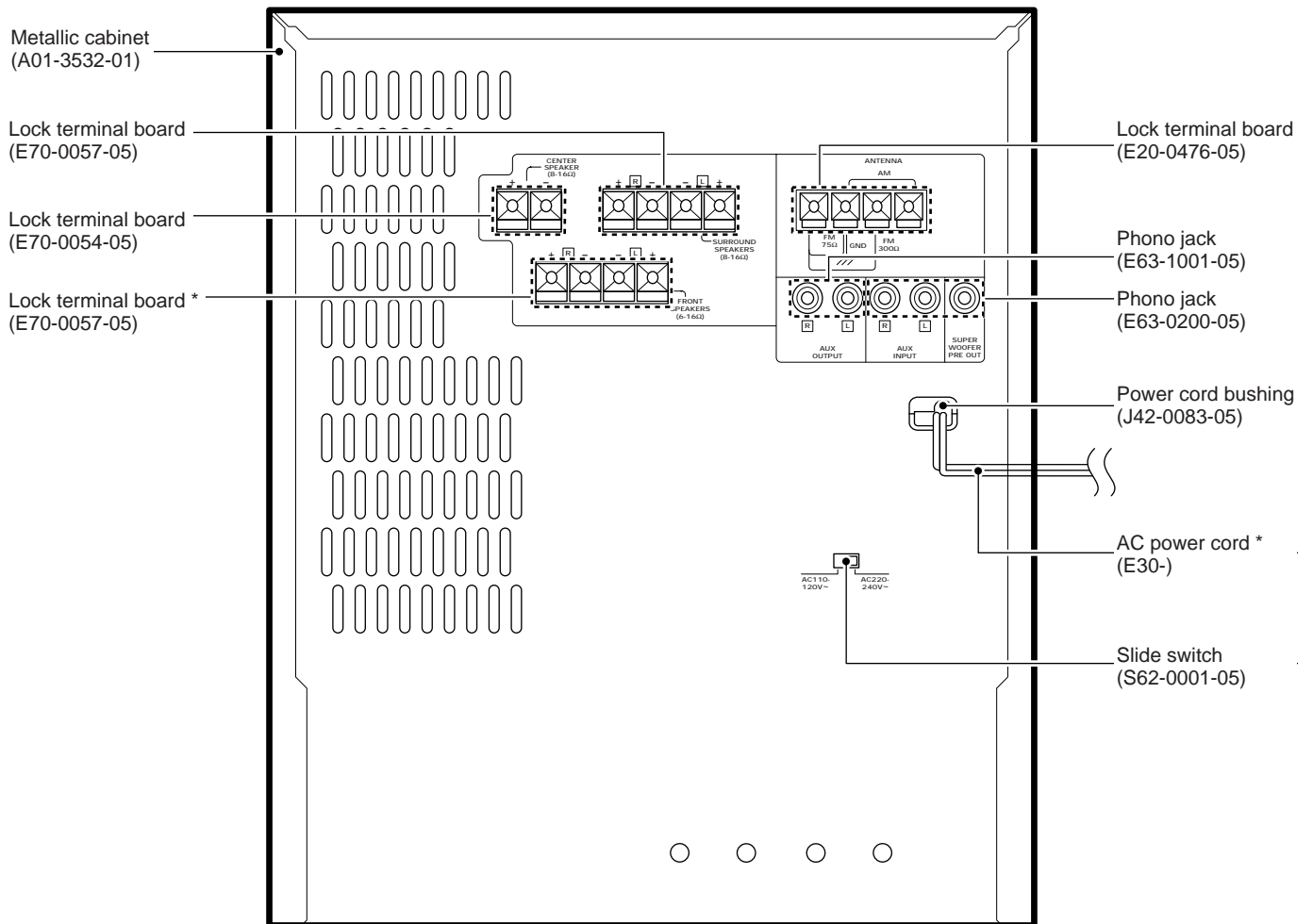


Illustration is RXD-790.
 * Refer to parts list on page 62.

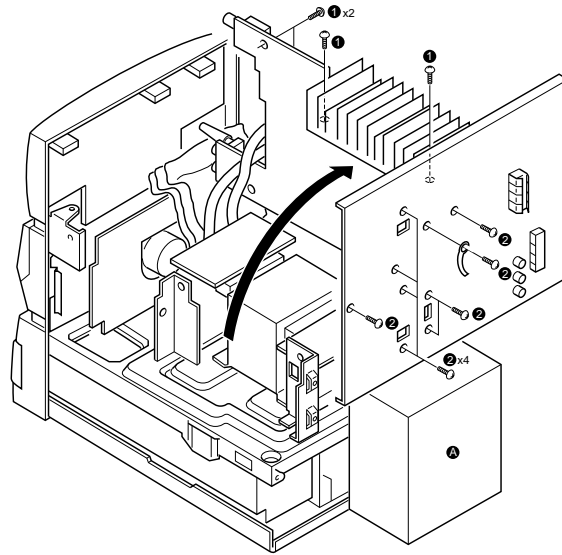
RXD-790/V860/V890

DISASSEMBLY FOR REPAIR

★ Remove main PCB's, then connect between PCB GND and chassis with alligator clip.

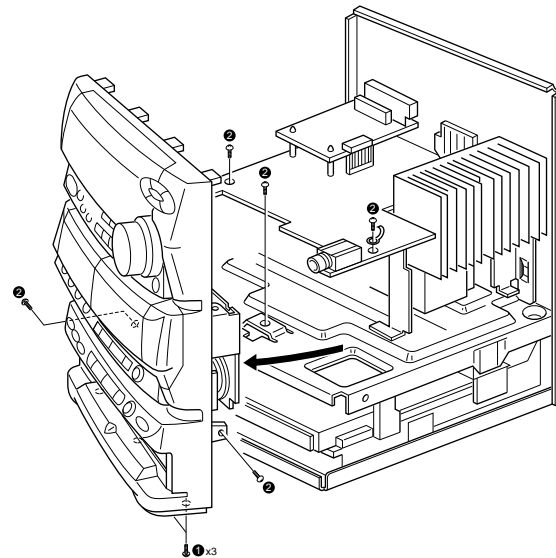
1. How to remove the main PCB.

- (1) Remove the 4 screws ①.
- (2) Remove the 9 screws ②.
- (3) Lay the rear panel with left side downward on the small box ④.



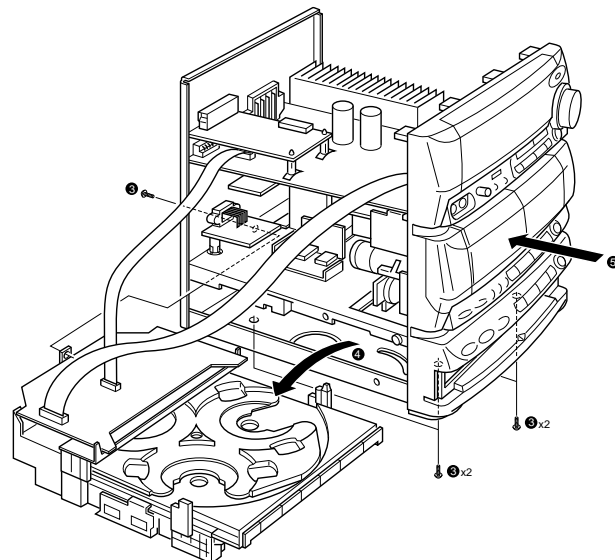
2. How to remove the front panel.

- (1) Remove the 3 screws ①.
 - (2) Remove the 5 screws ②.
- ★ Remove the deck mechanism only with the fixed frame on the panel.



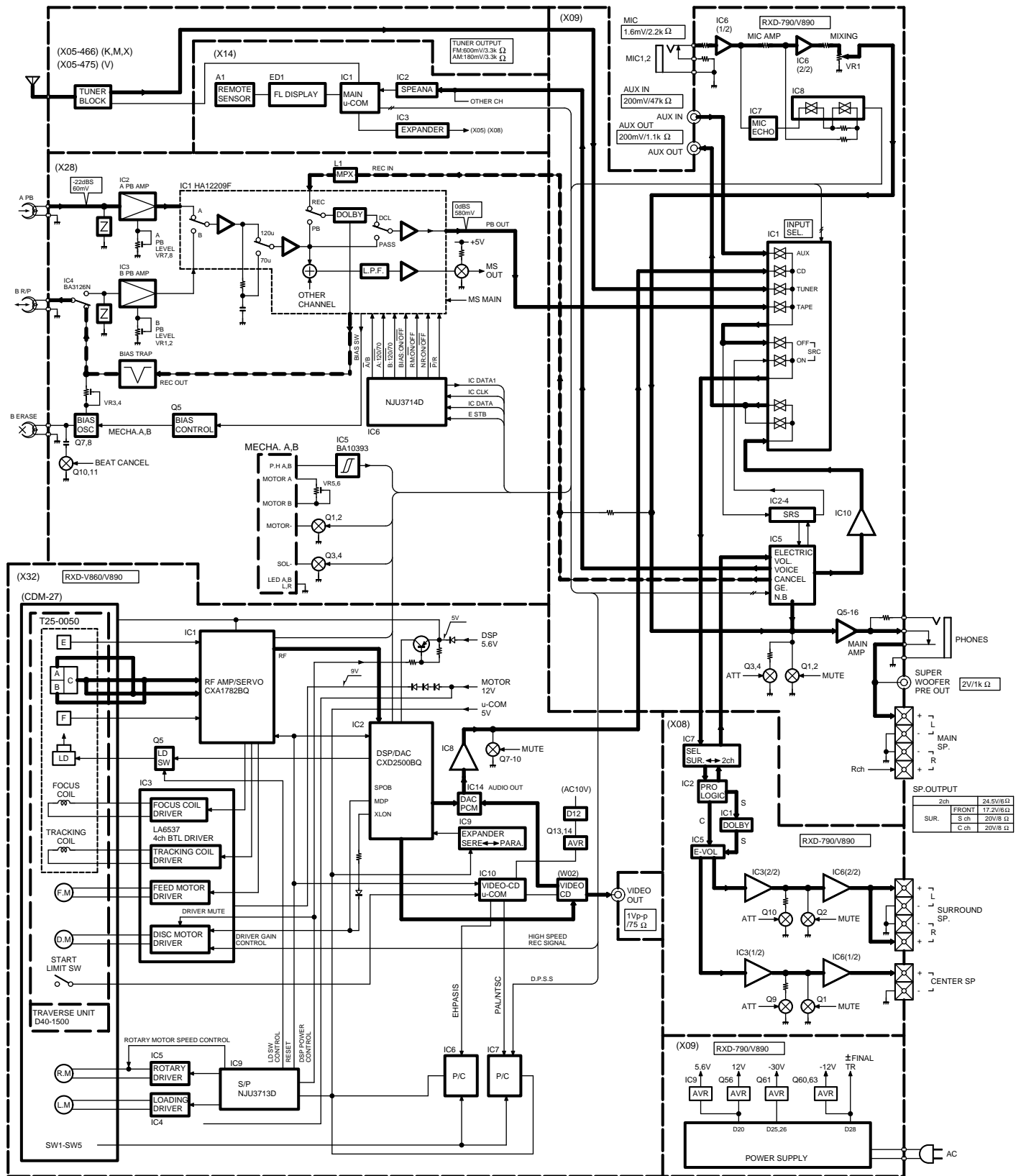
3. How to remove CD mechanism (After remove the front panel)

- (3) Remove the 5 screws ③, then remove CD mechanism(④) with the laid set.
 - (4) Assemble the front panel then check (+) position.
- ★ Connect between video out terminal GND and unit chassis with alligator clip.



RXD-790/V860/V890

BLOCK DIAGRAM



RXD-790 (X32) : Refer on page5 (X32) of RXD-500/700 servi manual (B51-5300-05)

RXD-V860 (X092) : Refer on page5 (X09) of RXD-500/700 servi manual (B51-5300-05)

(X08) : Except RXD-V860

RXD-790/V860/V890

RXD-790/V860/V890

CIRCUIT DESCRIPTION

1. Initialization

1-1 Setting of initial conditions

While pressing the [ENTER] key, plug the AC cord into the AC power outlet.

1-2 Initializing operation

- A microcomputer is initialized for start when the AC power is turned on while pressing the [ENTER] key. At that time, CD mechanism are also initialized.
- During the initial operation, the display shows "INITIALIZE" and after that the clock blinks up on display.

1-3 Initial items and back up data

		ITEMS	
AMP	★ POWER	OFF	
	★ VOLUME	15	
	★ BALANCE	CENTER	
	MUTING	OFF	
	★ EQ	OFF	
	★ EQ. MANU	FLAT	
	★ EX. BASS	ON	
	★ SRS 3D	OFF	
	★ INPUT SEL	TUNER	
	★ AUX INPUT	0 (-6dB)	
	★ REC LEVEL	-17	
	N. B.	OFF	
	ECHO	NONE	OFF
	★ 3D LEVEL	0	
	★ REF/MANU	REF	
	★ DEMO	ON	
	★ D-SURROUND	OFF	NONE
	★ D-STEREO	OFF	NONE
	★ CENTER	NORMAL	NONE
	★ CEN LEVEL	0 (-10dB)	NONE
★ SUR LEVEL	0 (-10dB)	NONE	

★ back up data

		ITEMS	
TUNER	★ BAND	FM	
	★ LAST f	LIMIT	
	★ LAST Pch	— —	
	★ AUTO/MONO	AUTO	
	★ Pch	TEST f	
CLOCK TIMER	★ CLOCK	AM 12 : 00	
	★ PROG ON	AM 12 : 00	
	★ PROG OFF	AM 12 : 00	
	★ PRO MODE	PLAY	
	★ SOURCE	TUNER	
	★ Pch	1	
	★ EXE	OFF	
	★ OTT	OFF	
	SLEEP	OFF	
DECK	★ DIRECTION	FORWARD	
	★ RVS MODE	▷	
	★ DOLBY NR	OFF	
	A/B	B	
	ACTIVE MODE	STOP	
CD	PLAY MODE	TRACK	
	REPEAT	OFF	
	RANDOM	OFF	
	PLAY MODE	STOP	
	TIME	SINGLE	
VIDEO-CD	★ A/NTSC/PAL	NONE	AUTO
	AUTO PBC	NONE	ON
	DIGEST	NONE	OFF
	MEM STOP	NONE	OFF

1-4 Mechanism initialization

1-4-1 CD mechanism

- Disc unclamps (traverse down)
- Rotary tray rotates (1/3 rotation)
- If a mechanism error occurs, "C" is indicated on the display.

1-4-2 DECK mechanism

- When initial condition becomes NG for the third time, decide the error.
The error condition is displayed as "X" on the display.

1-4-3 Error display

C ERR or X ERR

CIRCUIT DESCRIPTION

2. KEY MATRIX

No. of ○ : Port No. of (X14)IC1 u-COM.

	KR0 ④①	KR1 ④②	KR2 ④③	KR3 ④④
KEY1 ⑨⑦	B PACK	B PLAY	STEREO	F REC
KEY2 ⑨⑥	A PACK	A PLAY	SD	R REC
KEY3 ⑨⑤	POWER	A/B/BEATC	INPUT	POP
KEY4 ⑨④	EQ. OFF	MANU/REF	CLASSIC	ROCK
KEY5 ⑨③	DSW3	DSW2	DSW1	DSW0
KEY6 ⑨②	TEST (RDS)	DSW6	DSW5	DSW4
KEY7 ⑨①	▶▶ (CD)	DISC SKIP	▶/ (CD)	OPEN/CLOSW
KEY8 ⑧⑨	TIME DISP	◀◀ (CD)	■ (CD)	DISC3
KEY9 ⑧⑧	■ (DECK)	▶ (DECK)	▶▶ (DECK)	◀ (DECK)
KEY10 ⑧⑦	OTE (DECK)	DUBBING	REC/ARM	◀◀ (DECK)
KEY11 ⑧⑥	DISC1	REV MODE	DOLBY NR	DISC2
KEY12 ⑧⑤	TUNING UP	BAND	AUTO	BEST/ECHO/A
KEY13 ⑧④	SRS 3D	3 STEREO	ENTER	MODE/OTT
KEY14 ⑧③	RESET	EX.BASS/PRG	DISPLAY	STEREO/BEST
KEY15 ⑧②	TUNING DOWN	PRO LOGIC	—	—

3. TUNER preset frequency

Refer to RXD-500/700 service manual (B51-5300-00), if need TUNER preset frequency K1 and K2.

4. Destination list of tuner

Desti- nation	DSW				Band	Receiving frequency range	Channel space	IF	RF	PORT 47
	3(D23)	2(D22)	1(D21)	0(D20)						
K1	0	0	0	0	FM	87.5MHz~108.0MHz	100kHz	+10.7MHz	25kHz	0
					AM	530kHz~1700kHz	10kHz	+450kHz	10kHz	0
K2	0	0	0	1	FM	87.5MHz~108.0MHz	100kHz	+10.7MHz	25kHz	1
					AM	530kHz~1610kHz	10kHz	+450kHz	10kHz	0
E1	0	0	1	1	FM	87.5MHz~108.0MHz	50kHz	+10.7MHz	25kHz	0
					AM	531kHz~1602kHz	9kHz	+450kHz	9kHz	0

DIODE SW : 0 = Without diode (When static, input low)

I = With diode (When static, input high)

5. Test mode

5-1 Test mode of the receiver

5-1-1 Setting of the test mode

While pressing the [INPUT] key or [Band] key, plug the AC power cord in AC outlet.

5-1-2 Canceling of the test mode

Unplug the AC power cord.

5-1-3 Condition in test mode

POWER ●●●●● ON

SELECTOR ●●● AUX (in case of [INPUT] key)
TUNER (in case of [BAND] key)

FL, LED ●●●●● All the fluorescent display indicators and LEDs light. (The all illuminated state is cleared by pressing any main unit key or remocon key.)

EX. BASS ●●●●● OFF

REC LEVEL ●●● All position 0dB (REC 80)

5-1-4 Sub clock osculation diagnosis

Sub clock osculation be diagnosed OK and NG before input test mode.

ERR1 : OSC non active

ERR2 : Frequency NG.

5-1-5 All RAM clear

While pressing [3STEREO] key or [HIT MASTER] key, plug the AC power cord into AC power output, the all RAM cleared.

5-1-6 Basic operation in test mode.

- (1) The muting during mode selection is not controlled in the test mode.
- (2) The REC out level is fixed to 0dB (MAX).
- (3) The test mode is cancelled when the AC power is turned OFF.
- (4) The operation of the keys in the test mode, as follows.

5-1-7 The operation of the keys in the test mode.

(1) DISP/DEMO key

When this key is pressed in the test mode, all the fluorescent light off and normal display are indicated cyclically.

(2) DISC 1~3 keys

With the selector on AUX, when the DISC 1~3 keys are operated, the 3D level settings can be made as follows.

① DISC 1 ●●●●● 3D ON level -10 (Min)

② DISC 2 ●●●●● 3D ON level 0 (Center)

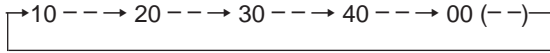
③ DISC 3 ●●●●● 3D ON level +10 (Max)

RXD-790/V860/V890

CIRCUIT DESCRIPTION

(3) CD STOP key

With the selector on TUNER, when the [CD STOP] key operated, the preset memory can be changed as 10 steps.



(4) AUTO, TUNING UP/DOWN

With the selector on something other than TUNER, the E.Q (Flat, Min, Max) settings can be made by pressing the [AUTO] key and the tuning [UP] [DOWN] keys.

[AUTO] key E.Q Flat
 TUNING [DOWN] key E.Q Min
 TUNING [UP] key E.Q Max

(5) CD SKIP UP/DOWN keys

With the selector on TUNER, the P. CALL is operated by pressing the skip UP/DOWN keys.

SKIP [UP] key P. CALL up
 SKIP [DOWN] key P. CALL down

(6) CD OPEN/CLOSE keys

With the selector on TUNER, the channel space (emphasis) settings can be mad cyclically by pressing the OPEN/CLOSE keys with E1 and K2 version.

(7) Other keys

During the test mode, it can be operated in a special manner that is different from an ordinary operation by using the keys on the main body, specifically as shown in the following table.

TAPE KEY	INDICATION OF VOL. VALUE	Press mode key in the AUX mode	
		1 time	2 times
		BALANCE	INPUT LEVEL
RVS MODE	1	L	-13
DOLBY NR	44 (MID)	CENTER	-4
A/B	86 (MAX)	R	+2
DUBBING	—	—	-8
O.T.E	—	—	-3

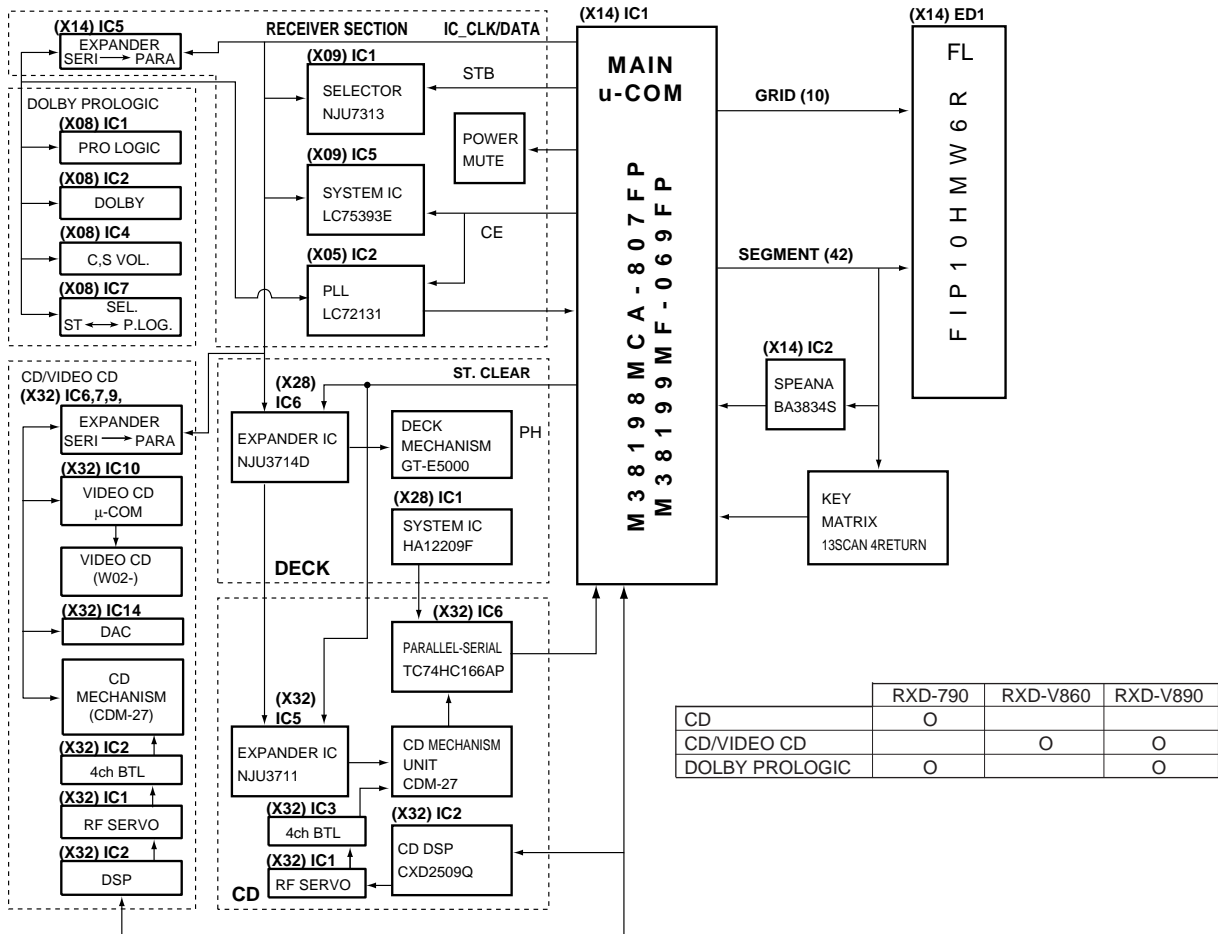
RXD-790/V890

OPERATION KEY	DISCIPTION
CD ►►	CENTER LEVEL UP
CD ◄◄	CENTER LEVEL DOWN
TAPE ►►	REAR LEVEL UP
TAPE ◄◄	REAR LEVEL DOWN

6. Main microprocessor M38198MCA-807FP (X14: IC1) : RXD-790

M38199MF-069FP (X14: IC1) : RXD-V860/V890

6-1 Microprocessor periphery block diagram



	RXD-790	RXD-V860	RXD-V890
CD	O		
CD/VIDEO CD		O	O
DOLBY PROLOGIC	O		O

RXD-790/V860/V890

CIRCUIT DESCRIPTION

6-2 Pin description

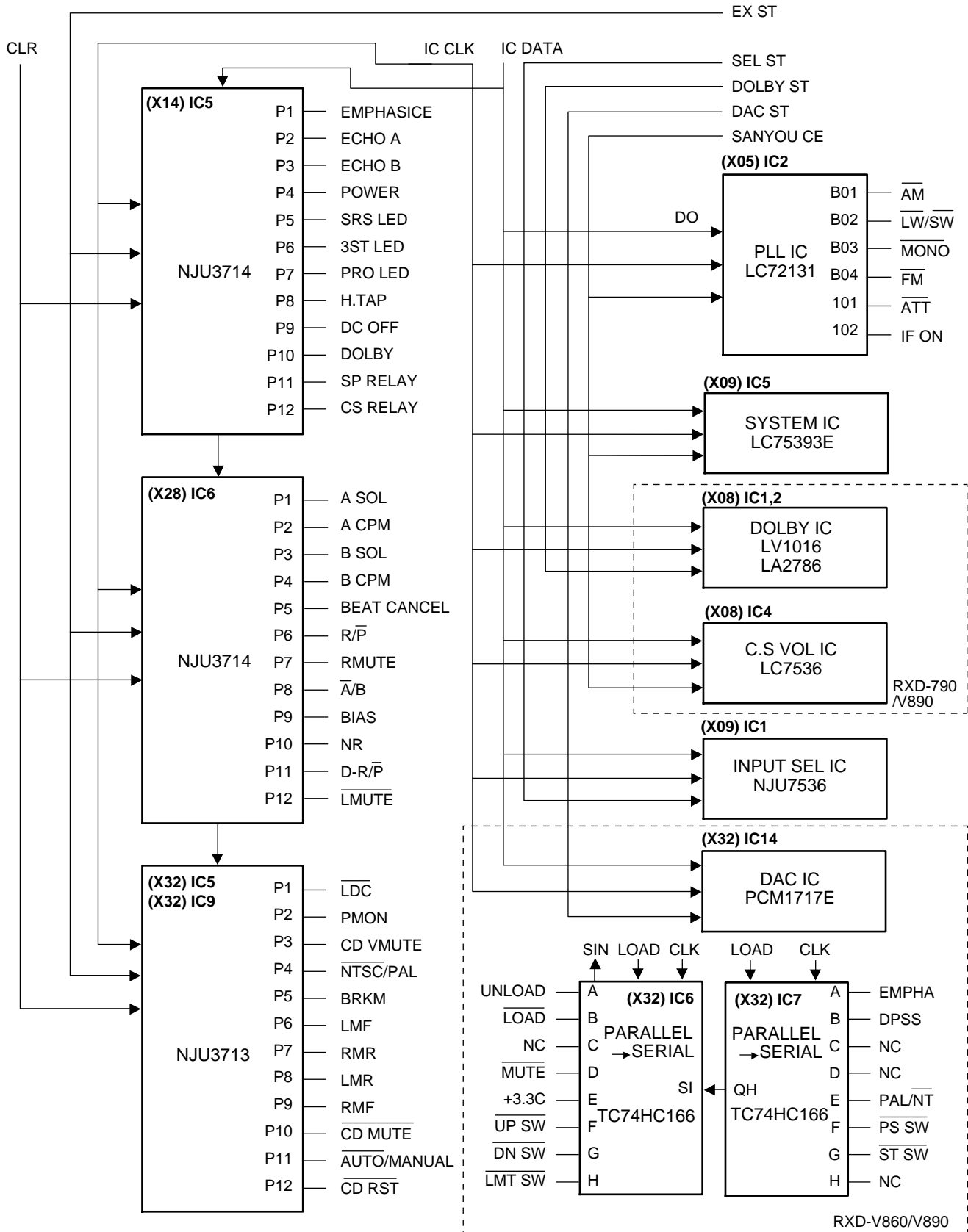
Pin No.	I/O	Name	Description
1	I	BP-IN	Speana input (A/D convertor input)
2	I	CW	Rotary encoder input B
3	I	CCW	Rotary encoder input A
4	I	A-PH	A photo sensor input
5	I	B-PH	B photo sensor input
6	I	HEAD PHONE	Head phone sw input H : ON L : OFF
7	O	DOLBY ST	Surround IC(LV1016/LA2786) strobe
8	I/O	SEL ST	Selector IC(NJU7313) strobe
9	O	IC-DATA	Selector/PLL/E. Volume/Expander IC (data)
10	O	IC-CLK	Selector/PLL/E. Volume/Expander IC (Clock)
11	O	E ST	Expander IC (NJU3711/NJU3713/NJU3714) strobe
12	O	SANYO CE	System IC(LC75393(/PLL(LC72131)/E. vol(LC7536) CE
13	I	PLL DO	PLL data input
14	O	DAC ST	DAC(PCM1717E) strobe
15	O	C BUSY	VCD busy output
16	O	VCD CLOCK	VCD clock
17	O	C DATA	VCD data output
18	I	M DATA	VCD data input
19	O	CD-CLK	CD DSP clock (CXD2509Q)
20	O	SQCK	Sub cord clock(CXA 1782BQ, CXD2509Q)
21	O	CD-DATA	CD IC DATA
22	I	SUBQ	Sub code data
23	O	CD-XLAT	CD latch output (CXA1782BQ, CXD2509Q)
24	I	SENSE	CD sense input (CXA1782BQ, CXD2509Q)
25	O	PS-LOAD	Parallel serial IC load H : Shift L : Load
26	I	PS-SIN	Parallel serial IC data
27	O	E. VOL ATT	E. Vol attenuation H : ON L : OFF
28	O	IC-CLR	Expander IC reset H : Normal L : Reset
29	I	\overline{CE}	Power failure input H : AC ON L : AC OFF
30	I	SCOR	Sub code synchronism signal (CXD2509Q)
31	O	A MUTE	Mute control H : OFF L : ON
32	I	REM	Remote control input
33	I	PROTECT	Protection input H : Protect L : Normal
34	I	M BUSY	VCD board u-COM busy input
35	I	\overline{RESET}	Reset H : Normal L : Reset
36	I	Xcin	Timer clock input/output(32.768kHz)
37	O	Xcout	
38	I	Xin	Main clock input/output(8.38MHz)
39	O	Xout	
40		Vss	(GND)
41~44	I	KR0~KR3	Key return 0~3 H : ON
45~54	O	1G~10G	FL grid 1G~10G
55~73	O	SEG41~SEG23	FL segment SEG41~SEG23
74~76	O	SEG22/BP OUT3~SEG20/BP OUT1	FL segment SEG22~SEG20/band pass control 3~1
77~81	O	SEG19~SEG15	FL segment SEG19~SEG15
82 ~90	O	SEG14 / KEY15/~SEG6/KEY7	FL segment SEG14~SEG6/Key scan KEY15~KEY7
91		Vcc	u-com power supply
92 ~ 97	O	SEG5/KEY6/~SEG0/KEY1	FL segment SEG5~SEG0/Key scan KEY6~KEY1
98		Vee	Pull down power supply
99		AVss	A/D GND
100		Vref	A/D reference voltage

RXD-790/V860/V890

CIRCUIT DESCRIPTION

7. Expander IC

7-1 Expander port connection



RXD-790/V860/V890

CIRCUIT DESCRIPTION

7-2 Expander IC port description

7-2-1 Display section NJU7314(X14 : IC5)

Pin No.	Name	I/O	Description		
1	SRS_LED	O	SRS LED	H=ON	L=OFF
2	3ST_LED	O	3STEREO LED	H=ON	L=OFF
3	PRO_LED	O	PRO LOGIC LED	H=ON	L=OFF
4	H.TAP	O	HIGH TAP control	H=ON	L=OFF
5	VSS	—	GND		
6	DC_OFF	O	CD DSP power supply	H=OFF	L=ON
7	DOLBY	O	DOLBY ON/OFF (LOW TAP)	H=ON	L=OFF
8	SP RELAY	O	SP relay control	H=ON	L=OFF
9	CS RELAY	O	CS SP relay control	H=ON	L=OFF
10	SO	O	Shift register data output		
11	DATA	I	Data input		
12	CLK	I	Lock		
13	STB	I	Strobe		
14	CLR	I	Data clear		
15	VSS	—	GND		
16	EMPHASIS	O	FM emphasis changeover	H=100k	L=50kHz
17	ECHO A	O	ECHO Control	H=ON	L=OFF
18	ECHO B	O	ECHO Control	H=ON	L=OFF
19	POWER	O	Power supply control	H=ON	L=OFF
20	VDD	—	Power supply (5V)		

7-2-2 DECK section NJU7314(X28:IC6)

Pin No.	Name	I/O	Description		
1	BEAT-C	O	Beat cancel	H=ON	L=OFF
2	R/P	O	REC/PLAY changeover	H=REC	L=PLAY
3	RMUTE	O	REC MUTE	H=OFF	L=ON
4	A/B	O	A/B play changeover	H=B	L=A
5	VSS	—	GND		
6	BIAS	O	BIAS changeover	H=ON	L=OFF
7	NR	O	Noise redaction changeover (DOLBY)	H=ON	L=OFF
8	D-R/P	O	Dolby REC/PLAY changeover	H=REC	L=PLAY
9	LMUTE	O	LINE MUTE	H=OFF	L=ON
10	SO	O	Shift register data output		
11	DATA	I	Data input		
12	CLK	I	Clock		
13	STB	I	Strobe		
14	CLR	I	Data clear		
15	VSS	—	GND		
16	A-SOL	O	A deck solenoid control	H=ON	L=OFF
17	A-CPM	O	A deck motor control	H=ON	L=OFF
18	B-SOL	O	B deck solenoid control	H=ON	L=OFF
19	B-CPM	O	B deck motor control	H=ON	L=OFF
20	VDD	—	Power supply(5V)		

RXD-790/V860/V890

CIRCUIT DESCRIPTION

7-2-3 CD section (RXD-V860/V890) NJU7313D (X32 : IC9)

Pin No.	Name	I/O	Description		
1	BRKM	O	Rotary motor control brake	H=BRAKE	L=NORMAL
2	LMF	O	Loading motor control(CW)	H=ON	L=OFF
3	RMR	O	Rotary motor control(CCW)	H=ON	L=OFF
4	LMR	O	Loading motor control (CCW)	H=ON	L=OFF
5	VSS	—	GND		
6	RMF	O	Rotary motor control (CW)	H=ON	L=OFF
7	CD MUTE	O	CD analog mute	H=OFF	L=ON
8	MANU/AUTO	O	TV changeover control	H=MANUAL	L=AUTO
9	CD_RST	O	CS DSP reset control	H=NORMAL	L=RESET
10	DATA	I	Data input		
11	CLK	I	Clock		
12	STB	I	Strobe		
13	CLR	I	Data clear		
14	LDC	O	CD LD control	H=OFF	L=ON
15	PMON	O	PMON control	H=ON	L=OFF
16	VMUTE	O	Visual mute control	H=ON	L=OFF
17	PAL/NTSC	O	PAL/NTSC changeover	H=PAL	L=NTSC
18	VDD	—	Power supply(5V)		

7-2-4 CD Section (RXD-V860/V890)

Input expander IC (parallel-serial) TC74HC166(X32 : IC6,7)

• IC 6

Pin No.	Name	I/O	Description		
2	UNLOAD	I	CD unloading sw	H=ON	L=OFF
3	LDSW	I	CD loading sw	H=OFF	L=ON
4	NC	I	GND		
5	MUTE	I	CD zero mute detect	H=MUTE OFF	L=MUTE ON
10	+3.3C	I	VCD power supply detect	H=3.3V OFF	L=3.3V ON
11	UPSW	I	CD up sw	H=OFF	L=ON
12	DNSW	I	CD down sw	H=OFF	L=ON
14	LMTSW	I	CD limit sw	H=OFF	L=ON

• IC 7

Pin No.	Name	I/O	Description		
2	EMPHASIS	I	VCD emphasis	H=EMPHA ON	L=OFF
3	DPSS	I	DECK non music (black) cletect	H=MUSIC	L=NON MUSIC
4	NC	I	GND		
5	NC	I	GND		
10	PAL/NTSC	I	VCD board visual mode	H=PAL	L=NTSC
11	PSSW	I	CDM-27 MECHA position sw	H=OFF	L=ON
12	STSW	I	CDM-27 MECHA stop sw	H=OFF	L=ON
14	NC	I	GND		

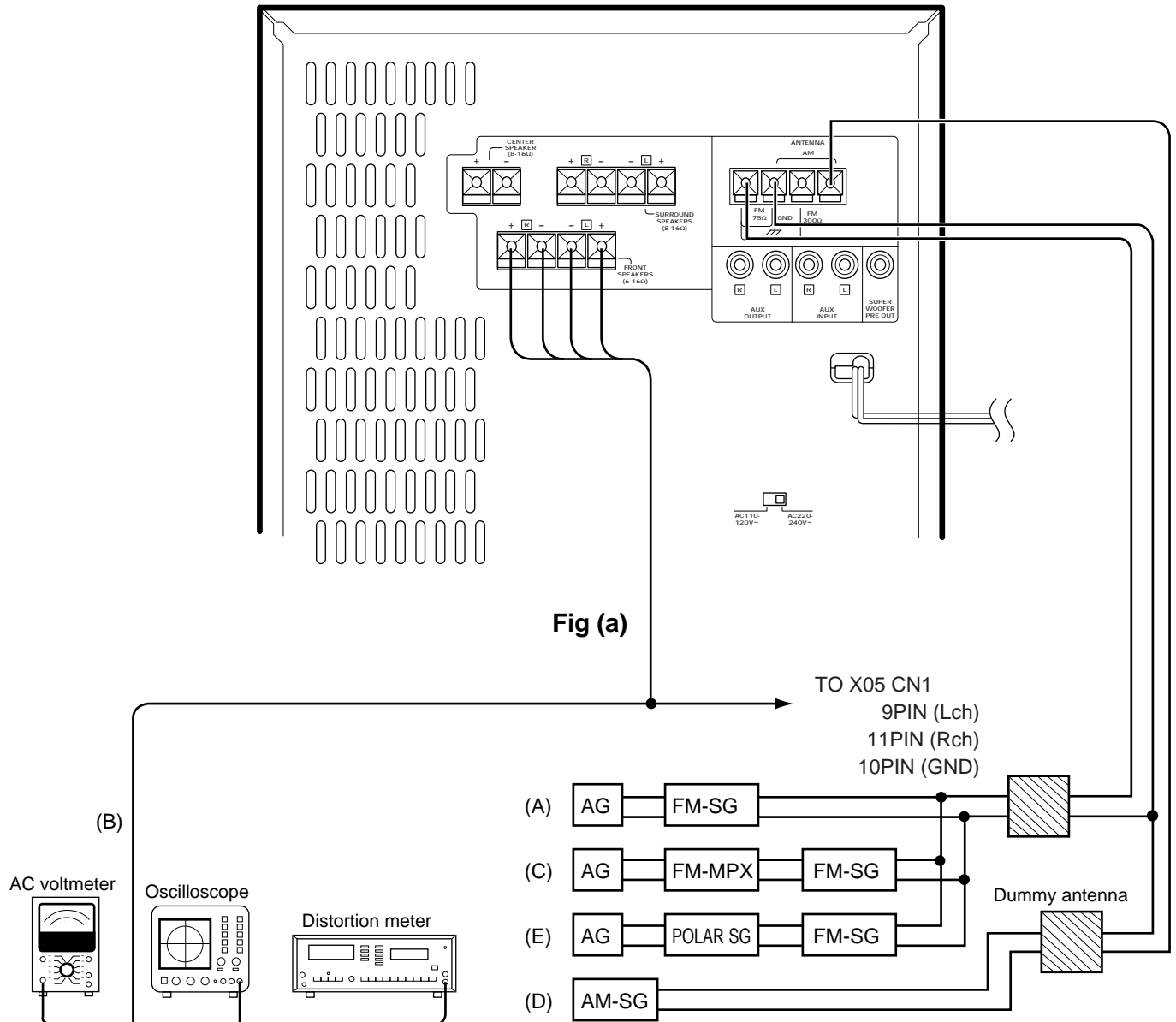
★ CD section (RXD-790) : refer to RXD-500/700 service manual (B51-5300-00) on page11.

RXD-790/V860/V890

ADJUSTMENT

1. Tuner adjustment

NO.	ITEM	INPUT SETTINGS	OUTPUT SETTINGS	TUNER SETTINGS	ALIGNMENT POINTS	ALIGN FOR	FIG.
1	DISTORTION (STEREO)	(A) 98 MHz, 60dB μ (ANT INPUT) 1 kHz, ± 67.5 kHz DEV PILOT: ± 7.5 kHz DEV	(B)	AUTO 98.0 MHz	IFT (A1)	Minimum distortion.	(a)



RXD-790/V860/V890

ADJUSTMENT

2. Test mode of CD player

2-1 Mechanism

- (1) Setting of the test mode
While pressing the [PLAY/PAUSE] key, plug the AC power cord in AC outlet.
- (2) Canceling of the test mode unplug the AC power code.
- (3) Operation

KEY	DISPLAY	OPERATION
PLAY/PAUSE ▶/ +AC IN	5 01	• SETTING OF THE TEST MODE CANCEL THE CLAMP TRAY 1 ROTATION TRAY OPENS AUTOMATICALLY
STOP ■	5 01	TRAY CLOSE CANCEL THE CLAMP
PLAY/PAUSE ▶/	5 05 PLAY MARK ON ▶	TRAY CLOSE/DISC CLAMP 05 MODE
DISC 3	5 03 PAUSE MARK ON	TRAY CLOSE/DISC CLAMP 03 MODE (TRACKING SERVO OFF)
DISC 1	5 16	DISC 1 STOP PLAY DISC2 TRACK NO.16
DOWN (SKIP DOWN) ◀◀	5 32	DISC 2 STOP PLAY DISC 1 TRACK NO.32
DISC 2	5 --	CANCEL THE CLAMP DISC STOPS IN THE DISC 3 POSITION

2-2 Main unit (X32)

- (1) Setting of the test mode
While pressing the [TIME DISP] key, plug the AC power cord in AC outlet.
- (2) Canceling of the test mode press the [DISC 1] key or unplug the AC power code.
- (3) Operation

KEY	DISPLAY	OPERATION
TIME DISP. + AC IN	CD 00	• SETTING OF THE TEST MODE CANCEL THE CLAMP TRAY1/3 ROTATION TRAY OPENS AUTOMATICALLY
STOP ■	CD 00	TRAY CLOSE CANCEL THE CLAMP
PLAY/PAUSE ▶/	CD 03 CD 05	TRAY CLOSE/DISC CLAMP T-SERVO OFF(03) OR ON(05)
DISC SKIP		TRAY 1/3 ROTATION
DISC 2	MECHA OK	CANCEL THE CLAMP TRAY1/3 ROTATION
DISC 1	CD 01	CANCEL THE TEST MODE

RXD-790/V860/V890

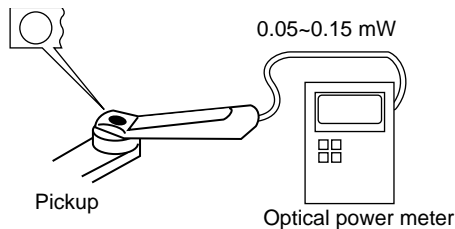
ADJUSTMENT

3. Adjustment of CD player

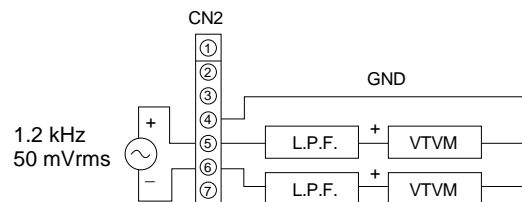
No.	ITEM	INPUT SETTING	OUTPUT SETTING	PLAYER SETTING	ALIGNMENT POINT	ALIGN FOR	FIG.
Step 1~4 are in TEST MODE TEST MODE : While pressing the (TIME DISP.) key, plug the AC power cord into the AC outlet.							
1	LASER POWER	-	Set the sensor section of the optical power meter on the pickup lens.	Press the "PLAY" key to check that the display is "03".	-	On the power from 0.05 to 0.15mw. when the diffraction grating is correctly aligned with the RF level of 0.8Vp-p or more	(a)
2	TRACKING ERROR BALANCE	Test disc Type 4	Connect an oscilloscope as follows. CH1 : RF (CN2-1) CH2 : TE (CN2-6) GND : VC (CN2-4)	Press the "PLAY" key. Confirm the display is "03".	TE BALANCE VR2	Symmetry between upper and lower or DC=0±25mV	(c)
3	FOCUS ERROR BALANCE	Test disc Type 4	Connect an oscilloscope as follows. CH1 : RF (CN2-1) CH2 : FE (CN2-2) GND : VC (CN2-4)	Press the "PLAY" key. Confirm that the display is "05"	FE BALANCE VR1	Optimum eye pattern	(d)
4	TRACKING GAIN	Test disc Type 4 Apply signal of 1.2kHz, 50mVrms to CN2 pin5-6.	Connect a LPF to CN2 pin 5-6 to which connect an oscilloscope or AC voltmeters.	Press the "PLAY" key. Confirm that the displays "05"	TRACKING GAIN VR3	Two VTVMs should read the same value.	(b)

Note:
Type 4disc : SONY YEDS-18 Test Disc or equivalent.
LPF : Around 47kΩ + 390pF or so.

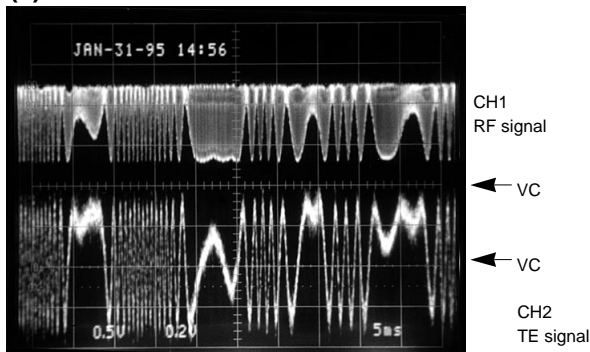
(a) Laser Power



(b) Tracking Gain Adj.

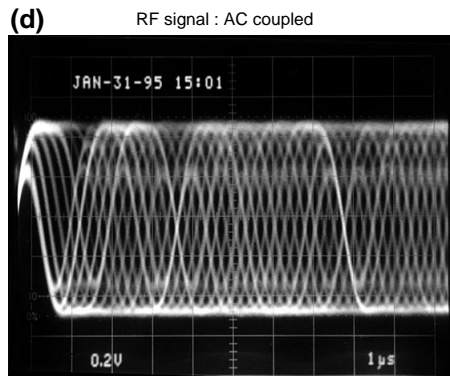


(c)



- RF signal and TE signal in test mode (Focusing servo ON / Tracking servo OFF). (Disc Type 4)
- Adjust TE signal so that the waveform is symmetrical in relation to VC. VR 2 (TE BALANCE)

(d)

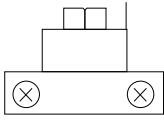


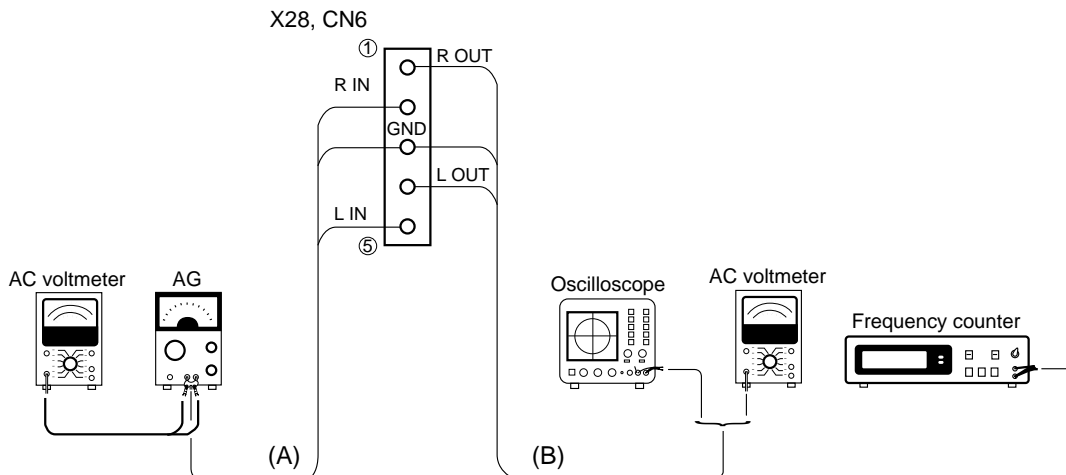
- RF signal in test mode (PLAY).
- Perform the tangential and focusing offset are focused into one point on the display. The crossing points above and below the center shall also be looked clearly.

RXD-790/V860/V890

ADJUSTMENT

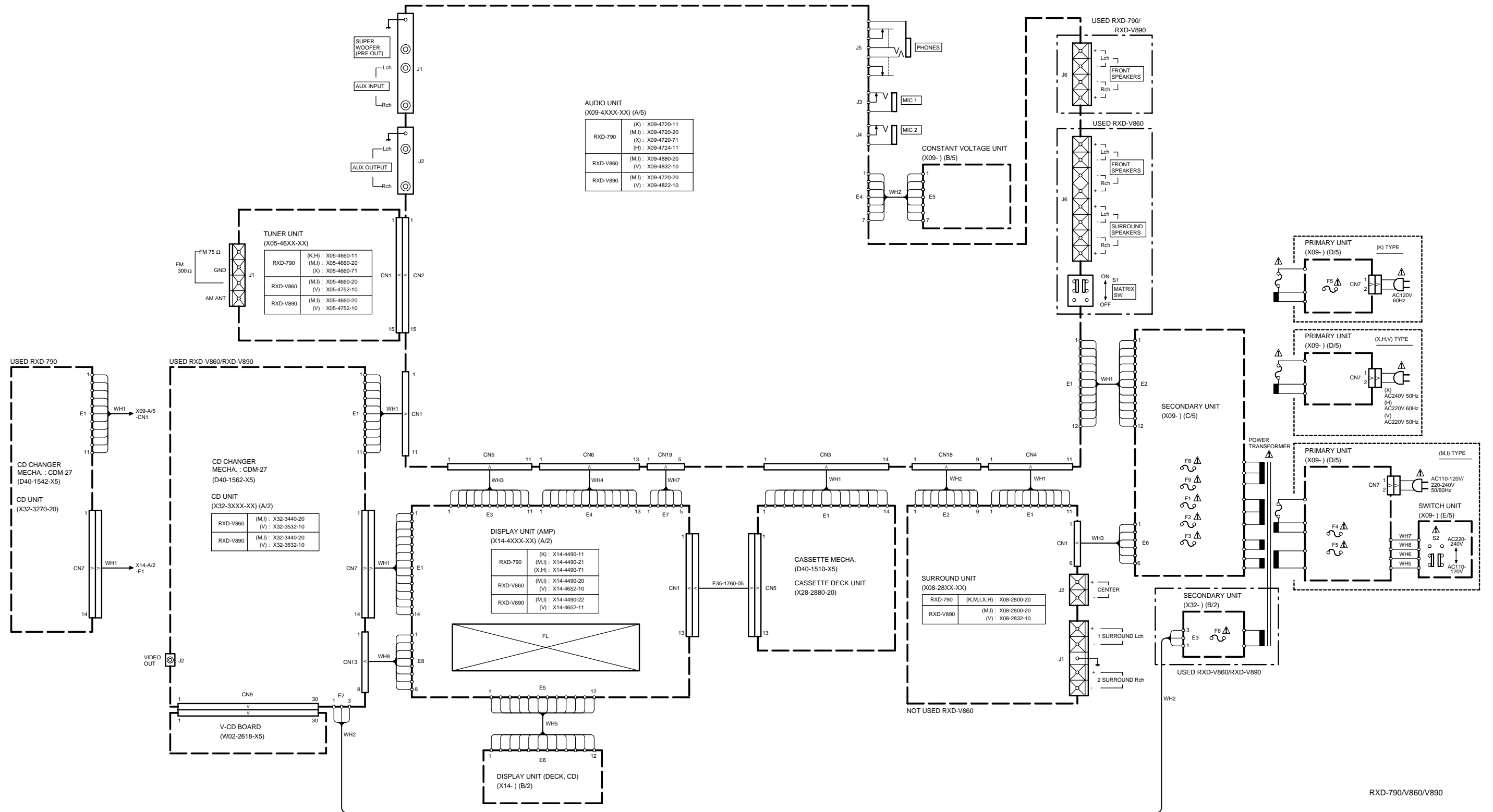
4. Cassette Deck adjustment

No	ITEM	INPUT SETTING	OUTPUT SETTING	DECK SETTING	ALIGNMENT POINT	ALIGN FOR	FIG.
Unless otherwise specified, set the respective switches as follows: TAPE : NORMAL DOLBY : OFF PLAY OUT : Lch (X28,CN6 ④pin), Rch (X28,CN6 ①pin) I. Cassette mechanism unit (Adjustment of the REC / PLAY head)							0dBs=0.775V
<1>	Demagnetization and cleaning	-	-	Power : OFF Demagnetization, cleaning, PLAY	Recording head, erase head, capstan pinch roller	Demagnetize the REC / PLAY head with the head eraser. Clean the REC / PLAY head, erase head, capstan and pinch roller using a cotton swab slightly damped with alcohol.	
<2>	Azimuth of the REC/PLAY head	TCC-153 MTT-114 10kHz, -10dB	(B)	PLAY	 FWD RVS	Adjust the output to maximum and adjust the azimuth adjustment screw for the Lissajours waveform pattern of the oscilloscope to become close to a 45° straight line.	
II. PC BOARD ADJUSTMENT							
<1>	TAPE SPEED(NORMAL)	TCC-110 MTT-111 SCC-1727 3kHz	(B)	PLAY	A DECK VR 5 B DECK VR 6	Adjust the tape speed so that 3kHz is obtained at the center of the tape.	
III. PC BOARD ADJUSTMENT							
<1>	PLAYBACK LEVEL	MTT-130 400Hz	(B)	PLAY	A DECK VR 7 (L) VR 8 (R) B DECK VR 1 (L) VR 2 (R)	Adjust the playback output to -2.0dBs	
<2>	BIAS CURRENT	(A) Adjust the AG for the output of the DECK to become 1kHz -30dBs. 400Hz/10kHz	(B)	REC ↕ PLAY	VR 3 (L) VR 4 (R)	Record 1kHz and 10kHz alternately, and adjust the bias current adjustment potentiometer for the playback levels to become the same.	



RXD-790/V860/V890 RXD-790/V860/V890

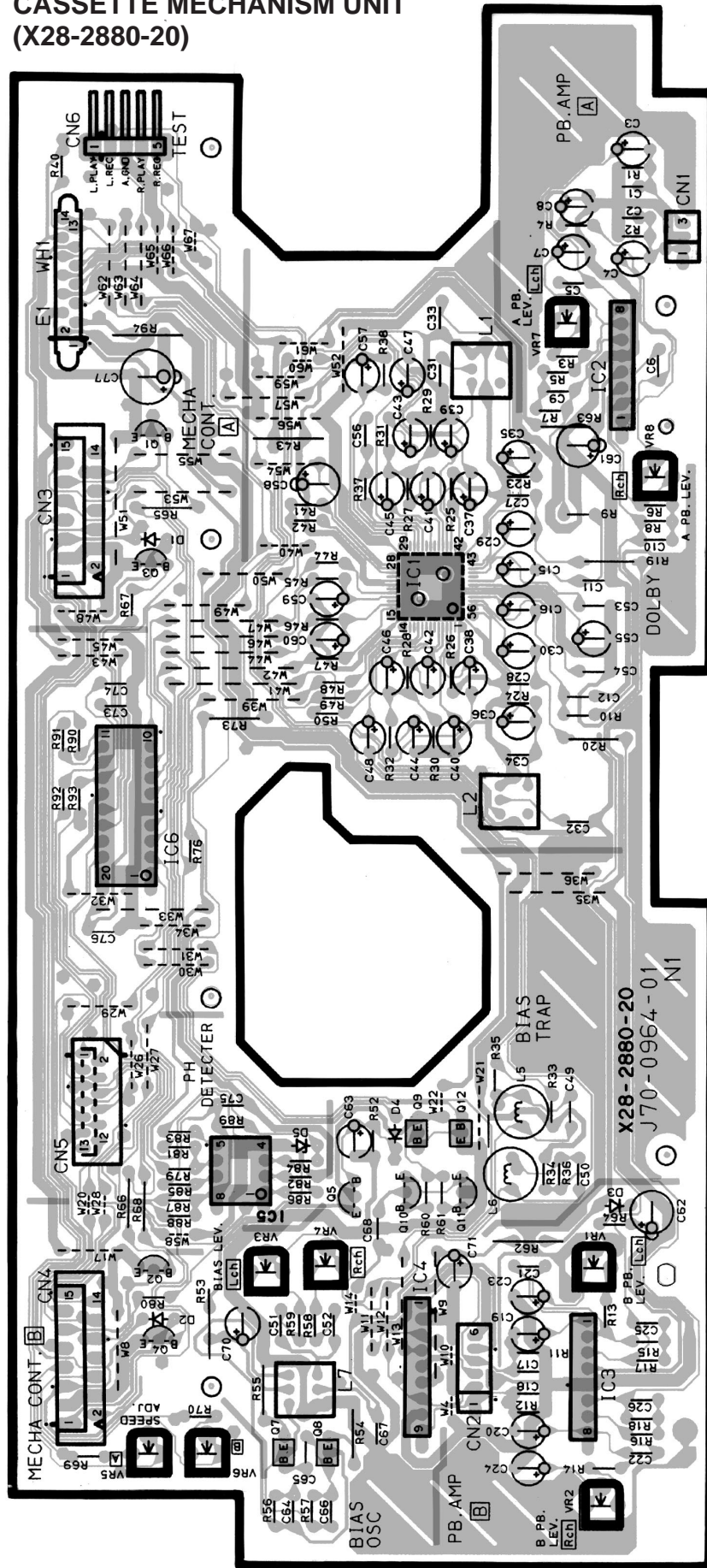
WIRING DIAGRAM



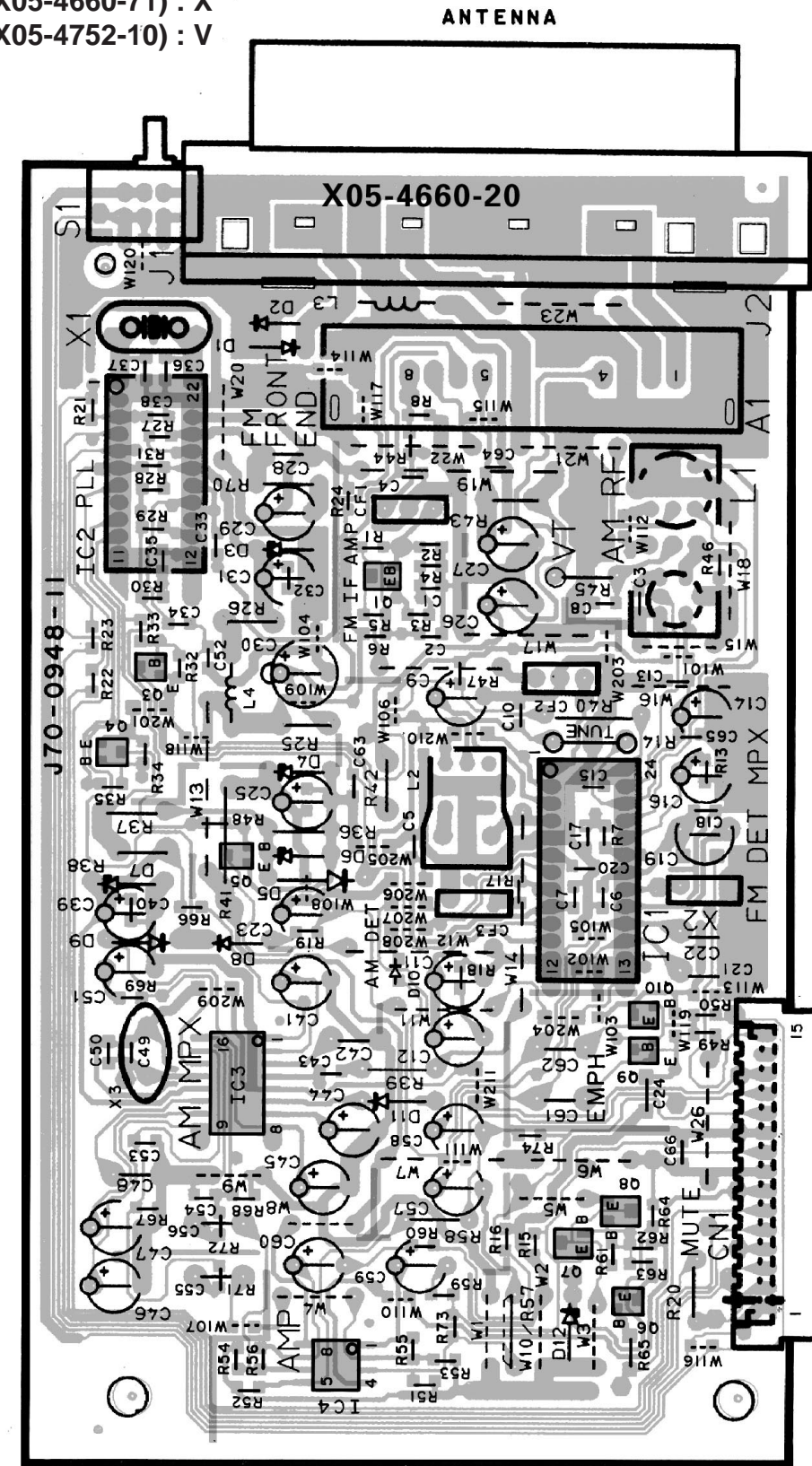
RXD-790/V860/V890

PC BOARD(Component side view)

CASSETTE MECHANISM UNIT (X28-2880-20)

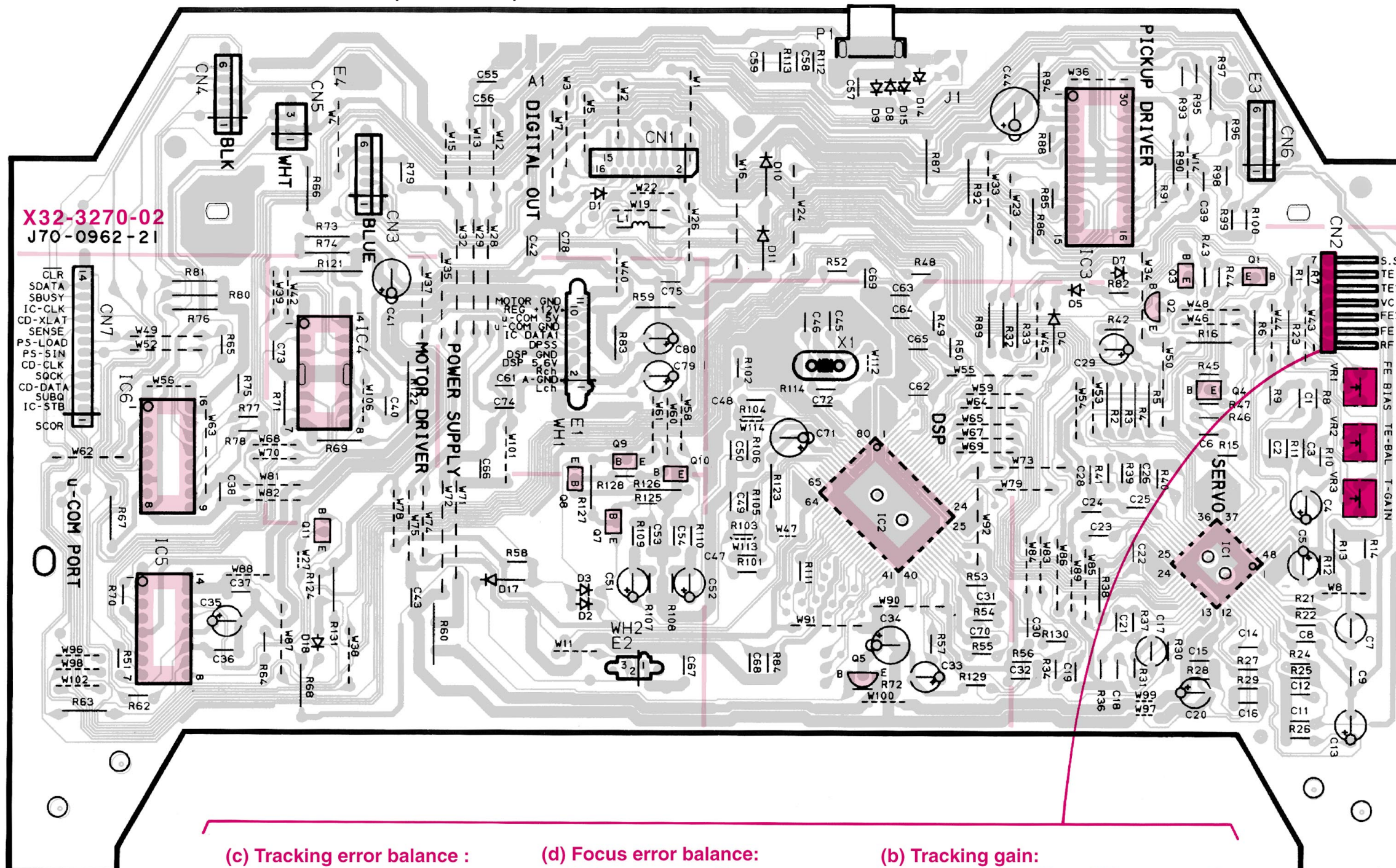


TUNER UNIT (X05-4660-11) : KH (X05-4660-20) : MI (X05-4660-71) : X (X05-4752-10) : V

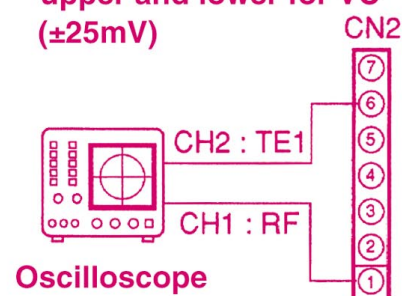


PC BOARD(Component side view)

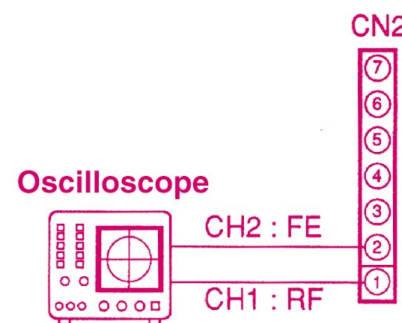
CD MECHANISM UNIT (X32-3270-20) : RXD-790



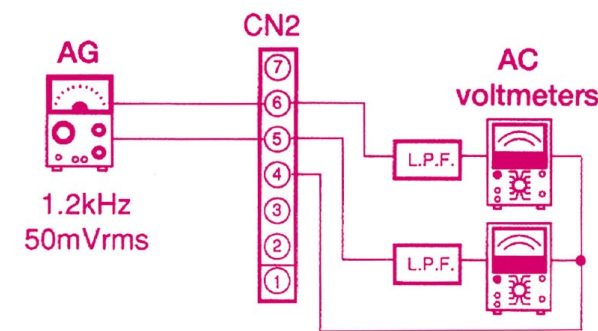
(c) Tracking error balance :
Symmetry between upper and lower for VC ($\pm 25\text{mV}$)



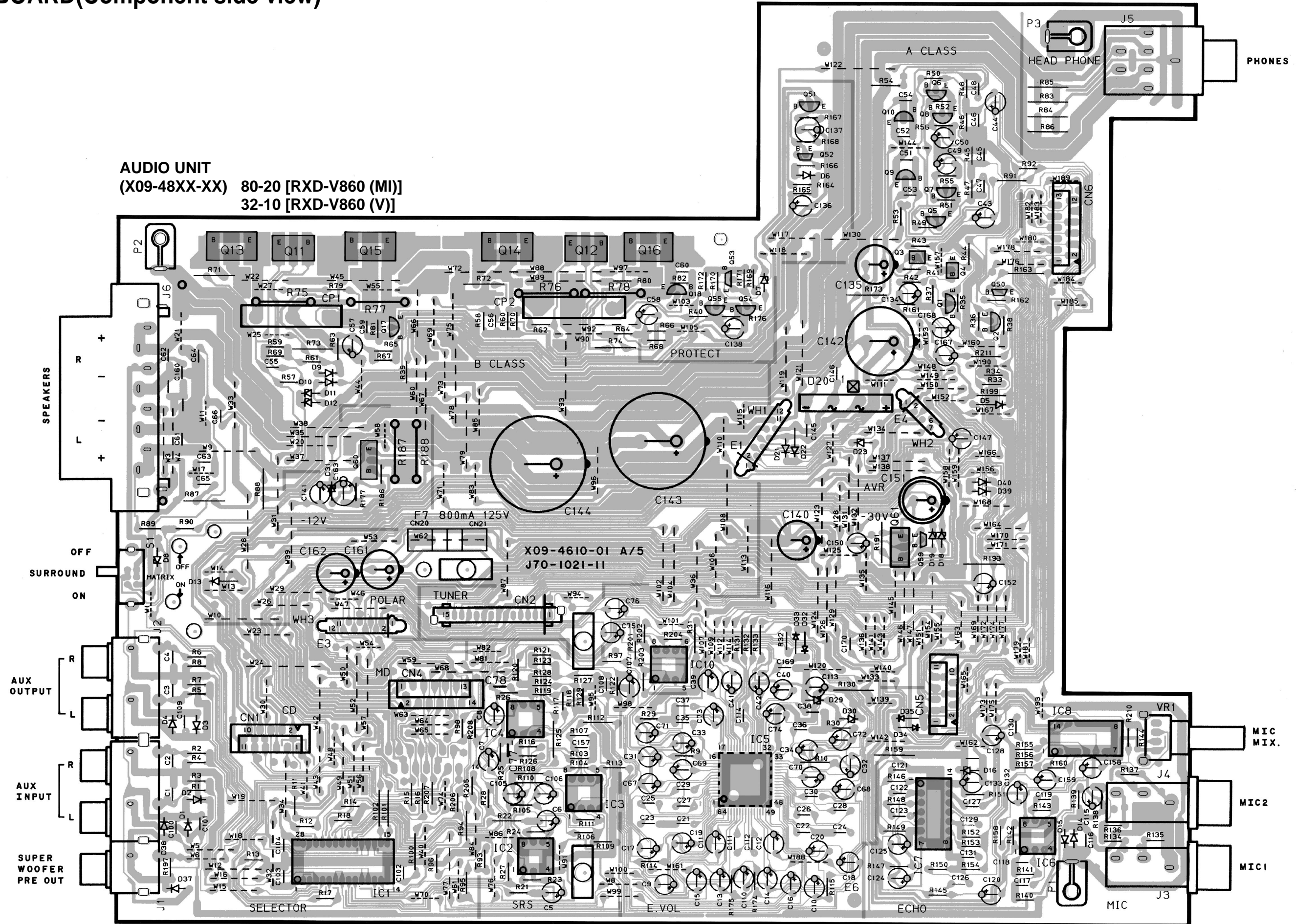
(d) Focus error balance:
Optimum eye pattern



(b) Tracking gain:
Two VTVMs should read the same value.



PC BOARD(Component side view)



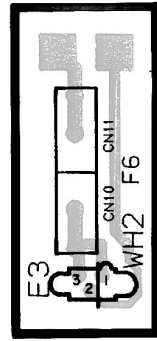
AUDIO UNIT
 (X09-48XX-XX) 80-20 [RXD-V860 (MI)]
 32-10 [RXD-V860 (V)]

X09-4610-01 A/5
 J70-1021-11

Refer to the schematic diagram for the value of resistors and capacitors.

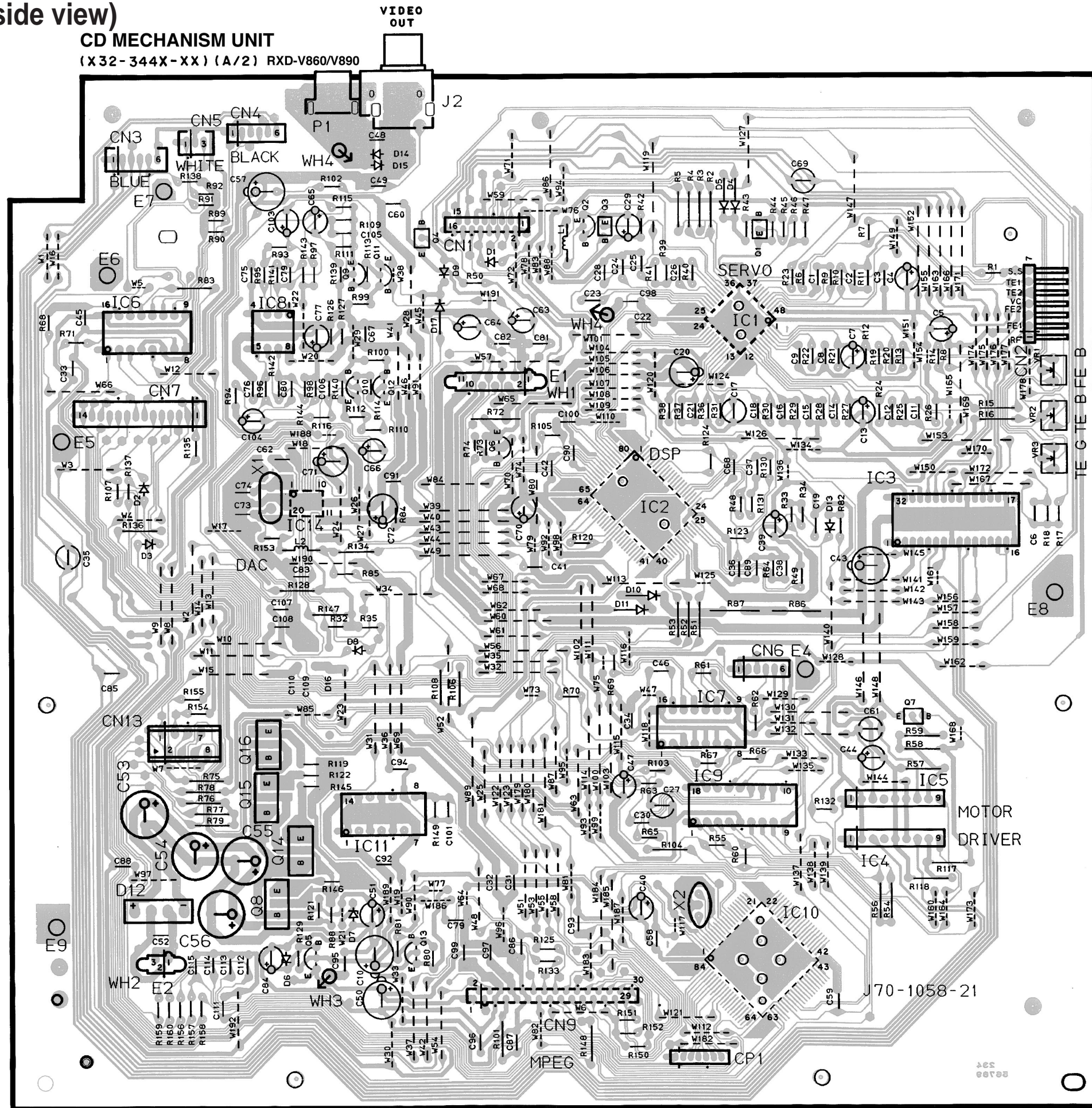
PC BOARD(Component side view)

(X32-)(B/2)



CD MECHANISM UNIT

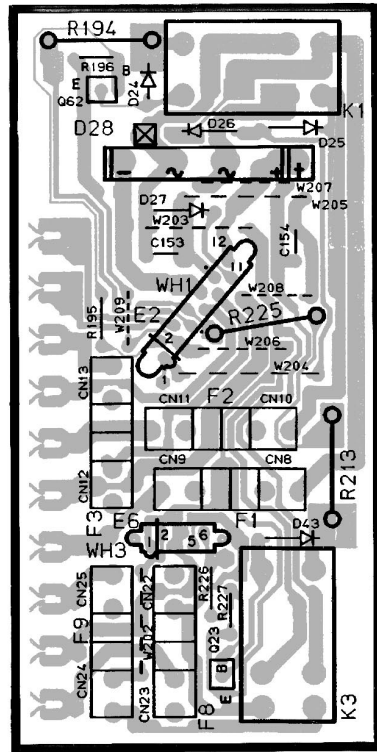
(X32-344X-XX)(A/2) RXD-V860/V890



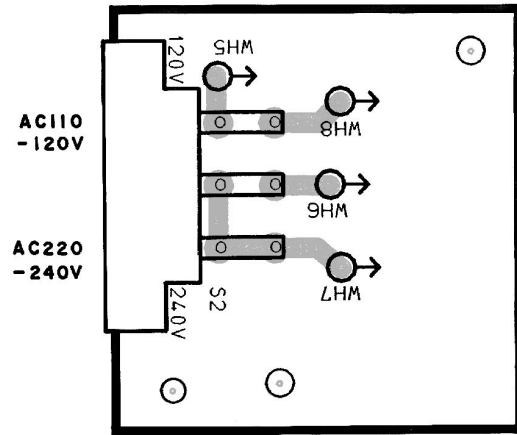
Refer to the schematic diagram for the value of resistors and capacitors.

PC BOARD(Component side view)

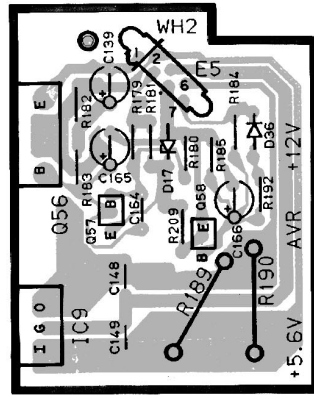
(X09-) (C/5)



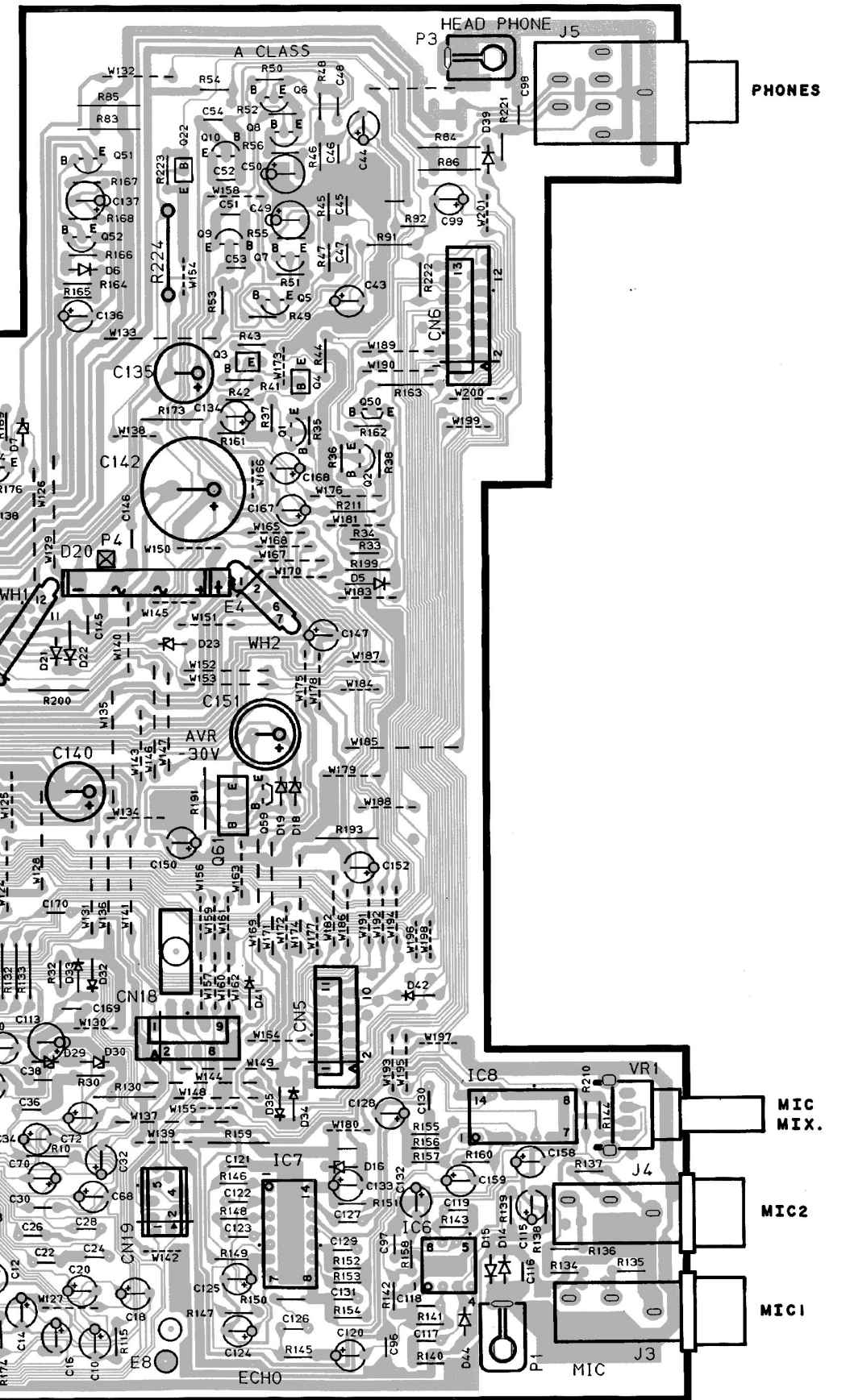
(X09-) (E/5)



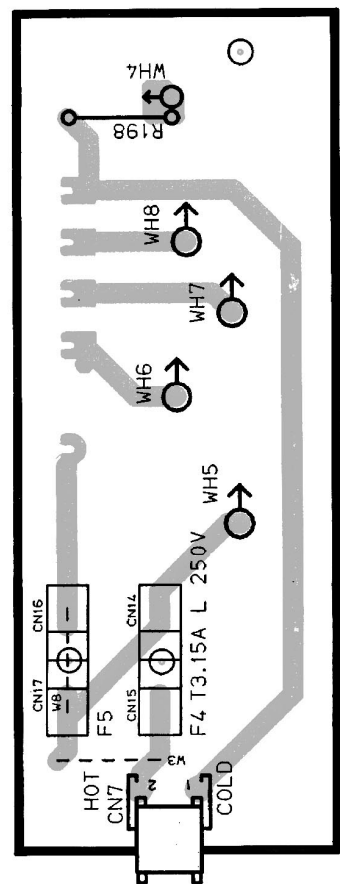
(X09-) (B/5)



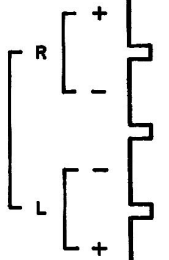
(X09- 472X- XX) (A/5) : RXD-790/V890



(X09-) (D/5)



FRONT SPEAKERS



AUX OUTPUT

AUX INPUT

SUPER WOOFER PRE OUT

SELECTOR

SRS

E. VOL

ECHO

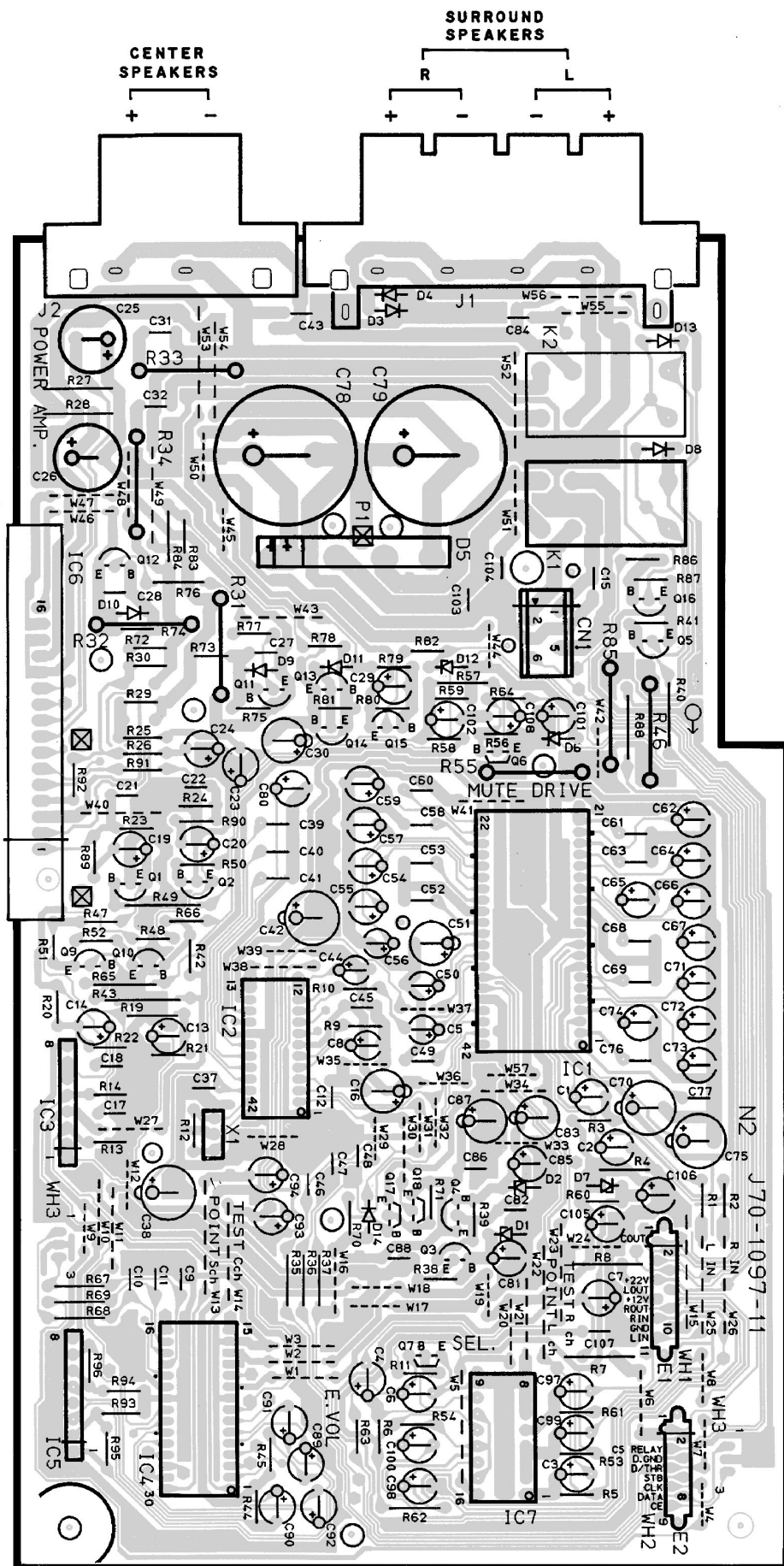
MIC

MIC MIX.

MIC2

MIC1

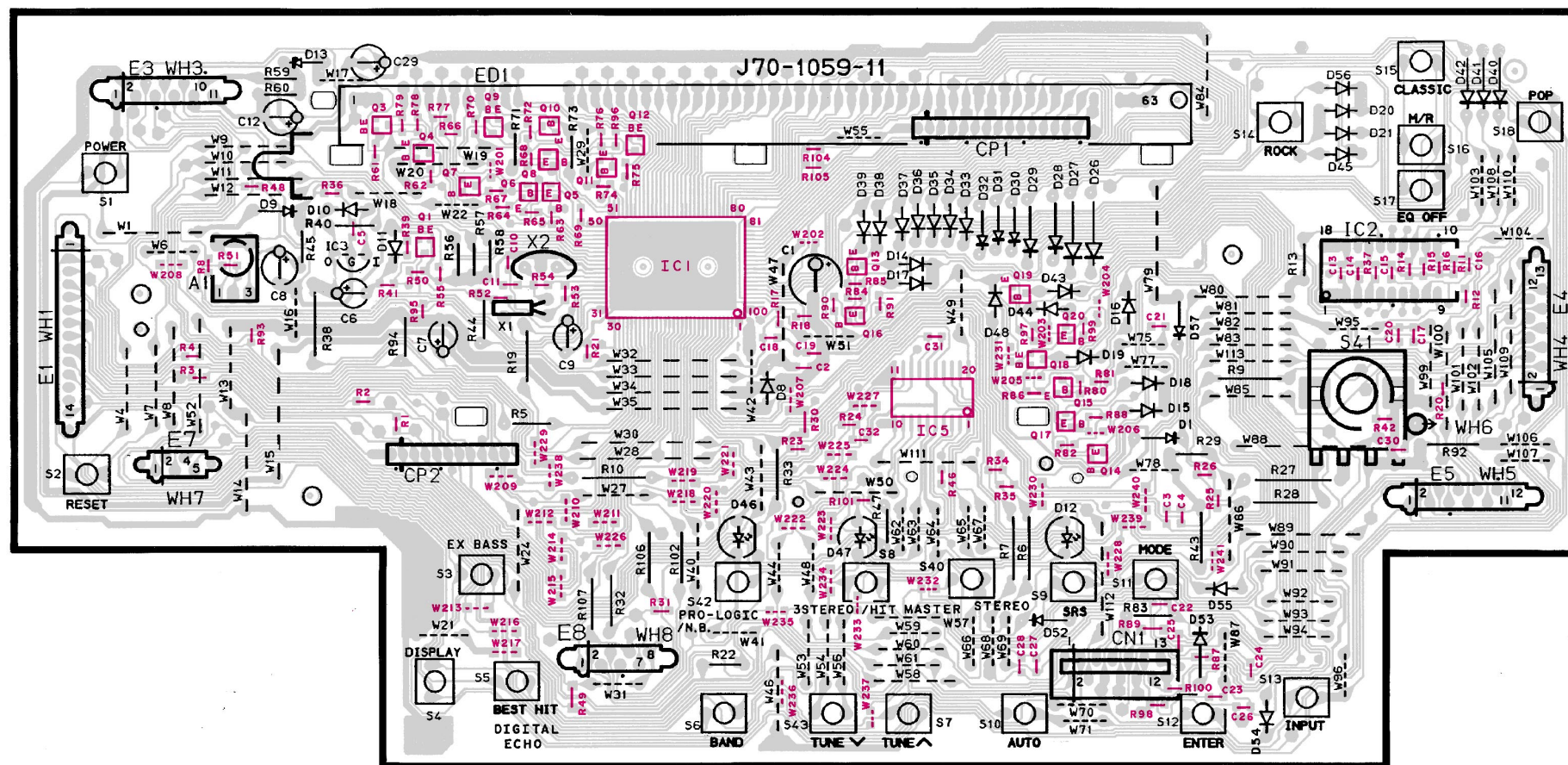
PC BOARD(Component side view)



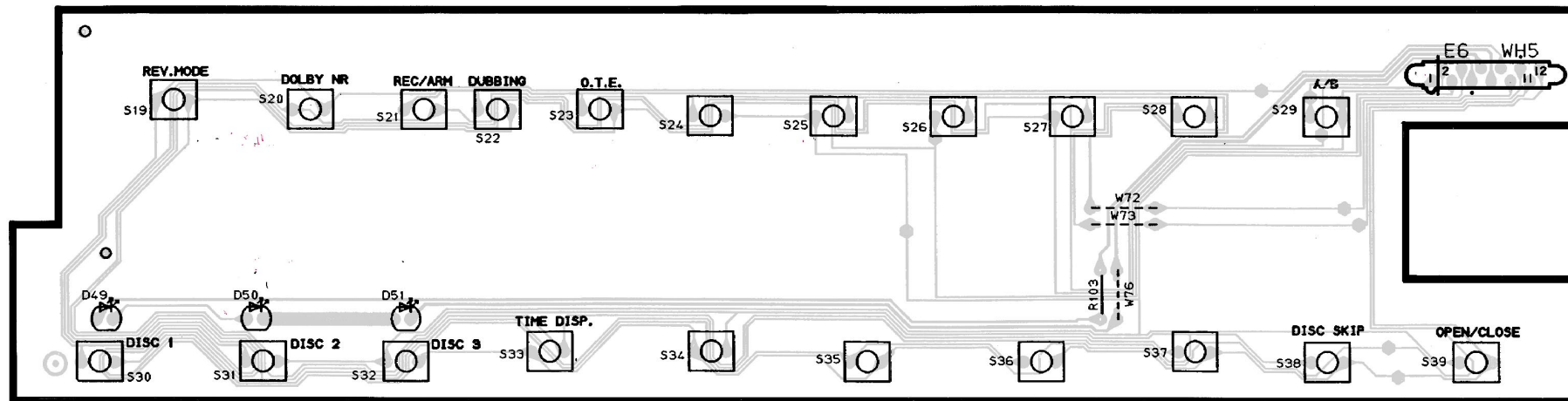
SURROUND UNIT (X08-280X-XX) : RXD-790/V890

Refer to the schematic diagram for the value of resistors and capacitors.

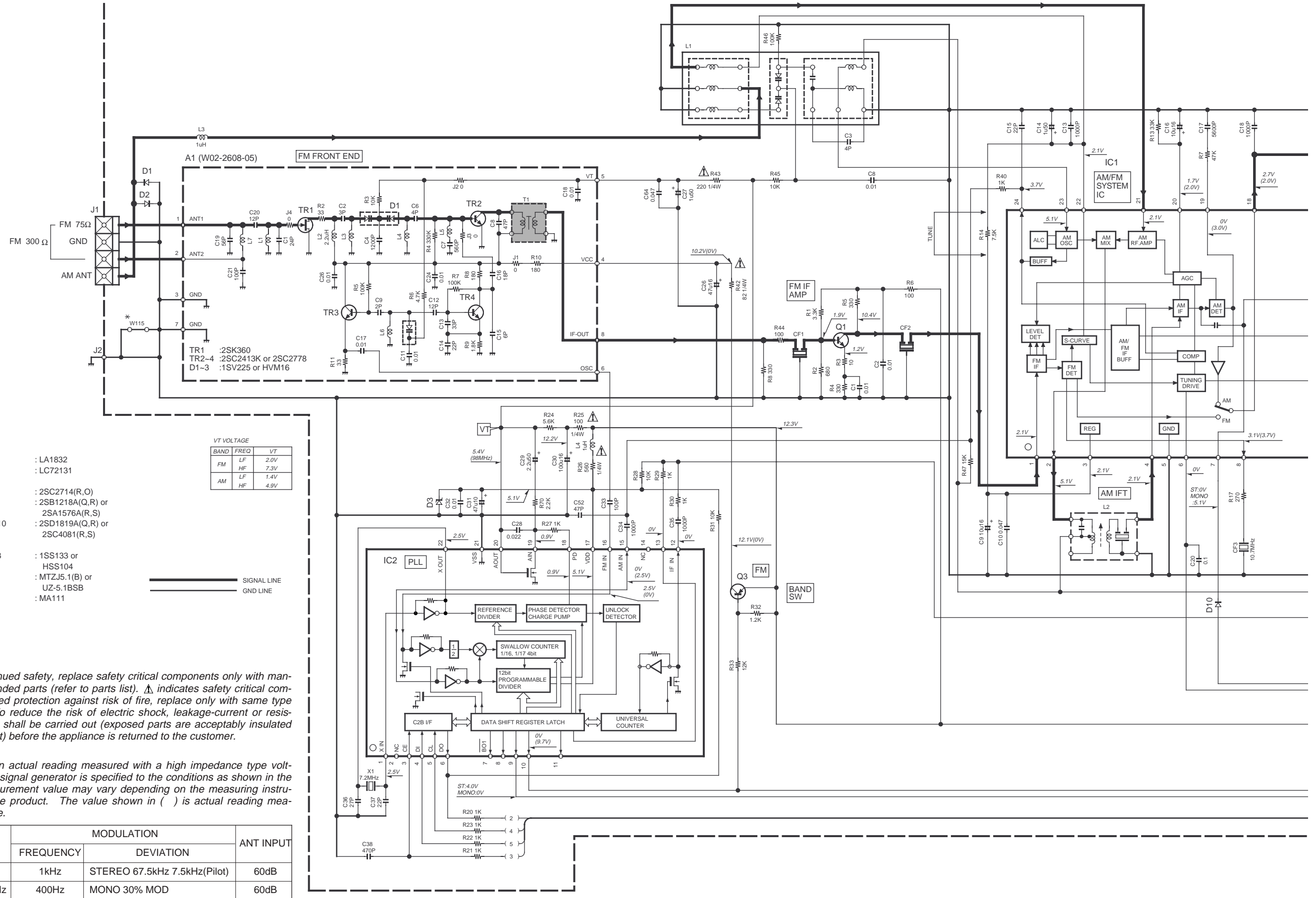
DISPLAY UNIT (X14-449X-XX) (A/2)



(X14-) (B/2)



(X05-4752-10) : V
(X05-466X-XX) M,I,X,K,H TYPE



- IC1 : LA1832
- IC2 : LC72131
- Q1 : 2SC2714(R,O)
- Q3 : 2SB1218A(Q,R) or 2SA1576A(R,S)
- Q5,9,10 : 2SD1819A(Q,R) or 2SC4081(R,S)
- D1,2,8 : 1SS133 or HSS104
- D3,4 : MTZJ5.1(B) or UZ-5.1BSB
- D10 : MA111

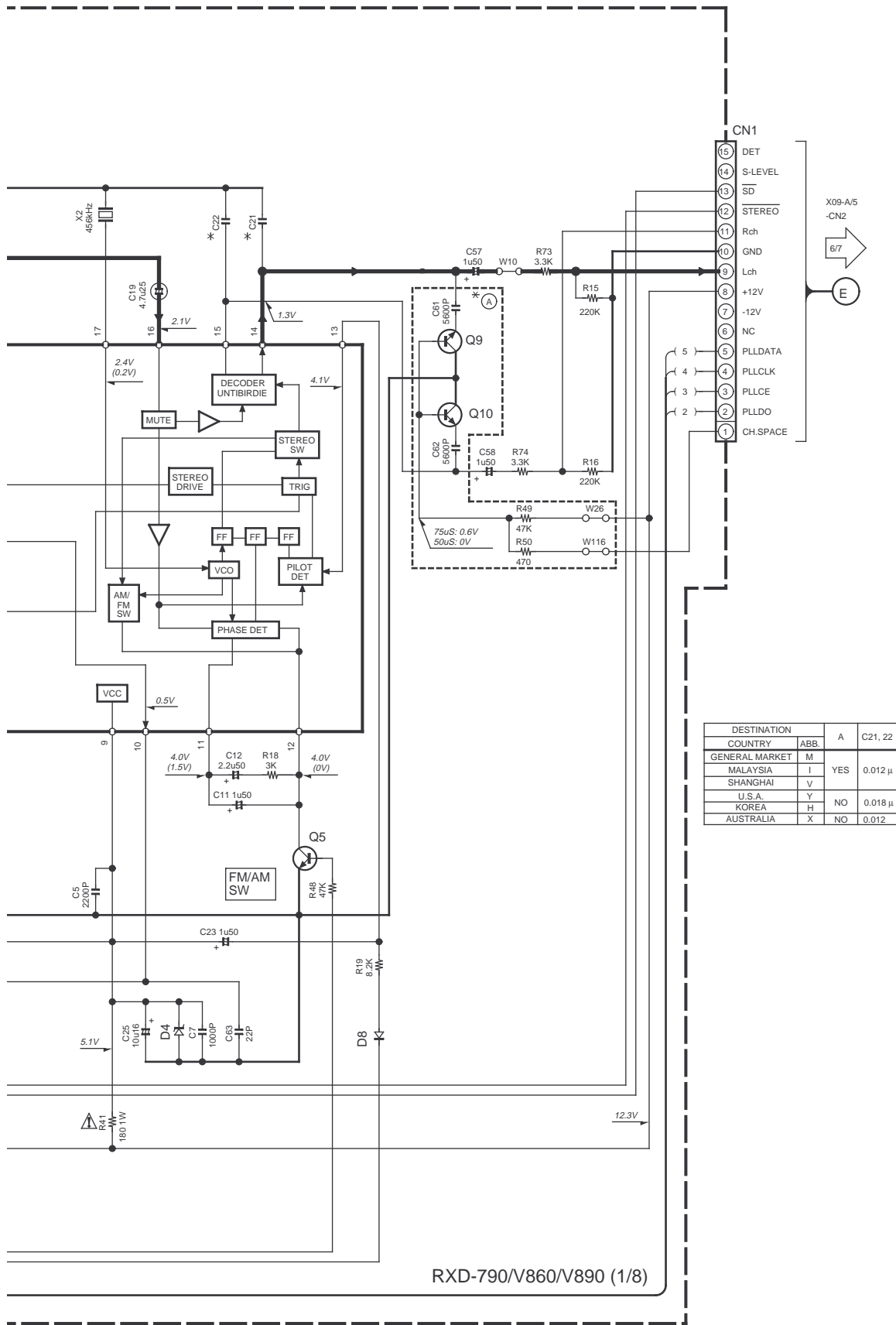
VT VOLTAGE		
BAND	FREQ	VT
FM	LF	2.0V
	HF	7.3V
AM	LF	1.4V
	HF	4.9V

— SIGNAL LINE
— GND LINE

CAUTION: For continued safety, replace safety critical components only with manufacturer's recommended parts (refer to parts list). Δ indicates safety critical components. For continued protection against risk of fire, replace only with same type and rating fuse(s). To reduce the risk of electric shock, leakage-current or resistance measurements shall be carried out (exposed parts are acceptably insulated from the supply circuit) before the appliance is returned to the customer.

The DC voltage is an actual reading measured with a high impedance type voltmeter as the AM/FM signal generator is specified to the conditions as shown in the list below. The measurement value may vary depending on the measuring instruments used or on the product. The value shown in () is actual reading measured in the AM made.

MODE	CARRIER	MODULATION		ANT INPUT
		FREQUENCY	DEVIATION	
FM	98MHz	1kHz	STEREO 67.5kHz 7.5kHz(Pilot)	60dB
AM	1000(999)kHz	400Hz	MONO 30% MOD	60dB



RXD-790/V860/V890 (1/8)

RXD-790/V860/V890

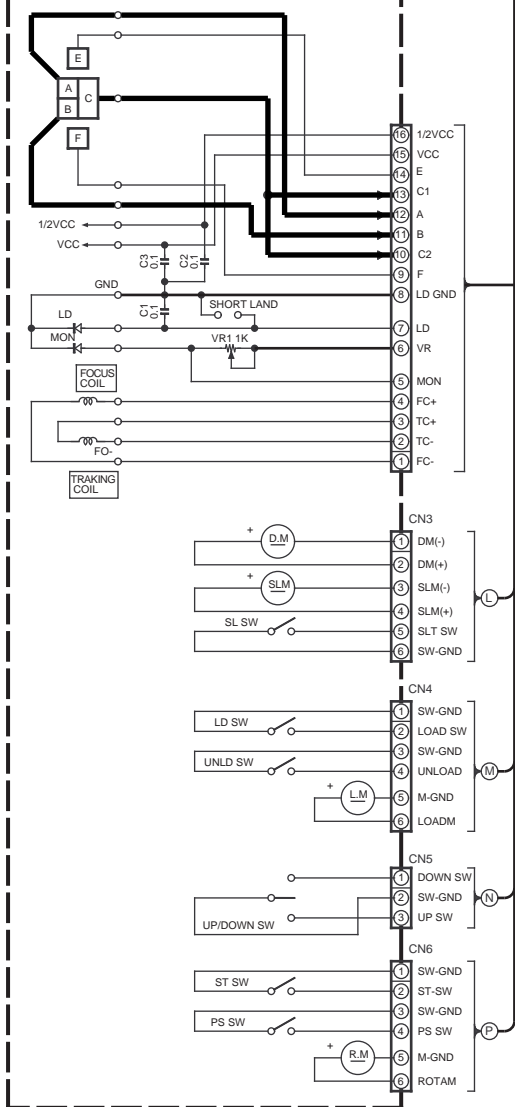
Y39-2600-20

KENWOOD

CD CHANGER MECHA. :CDM-27
(D40-1542-X5)

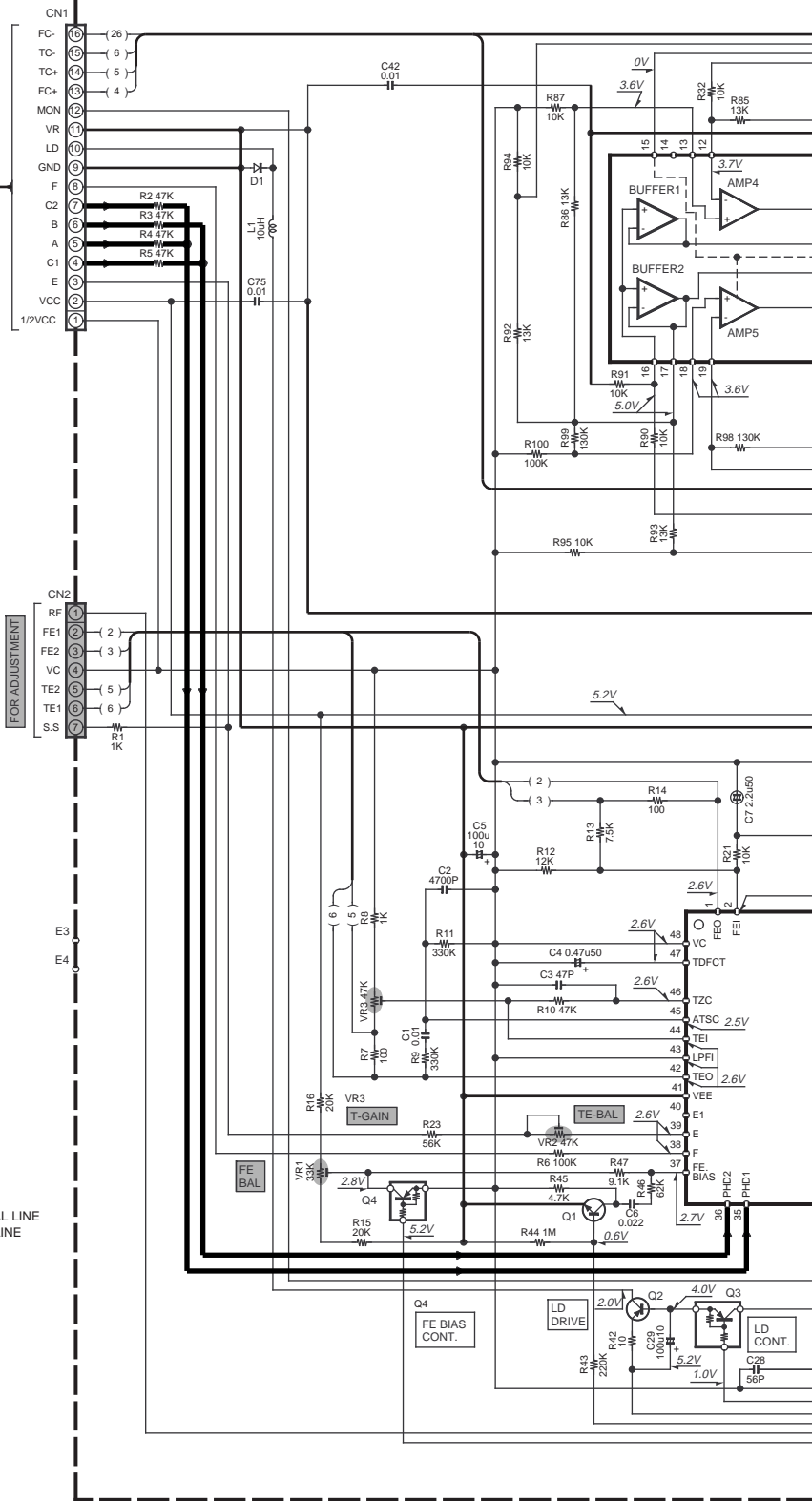
(X32-3270-20)

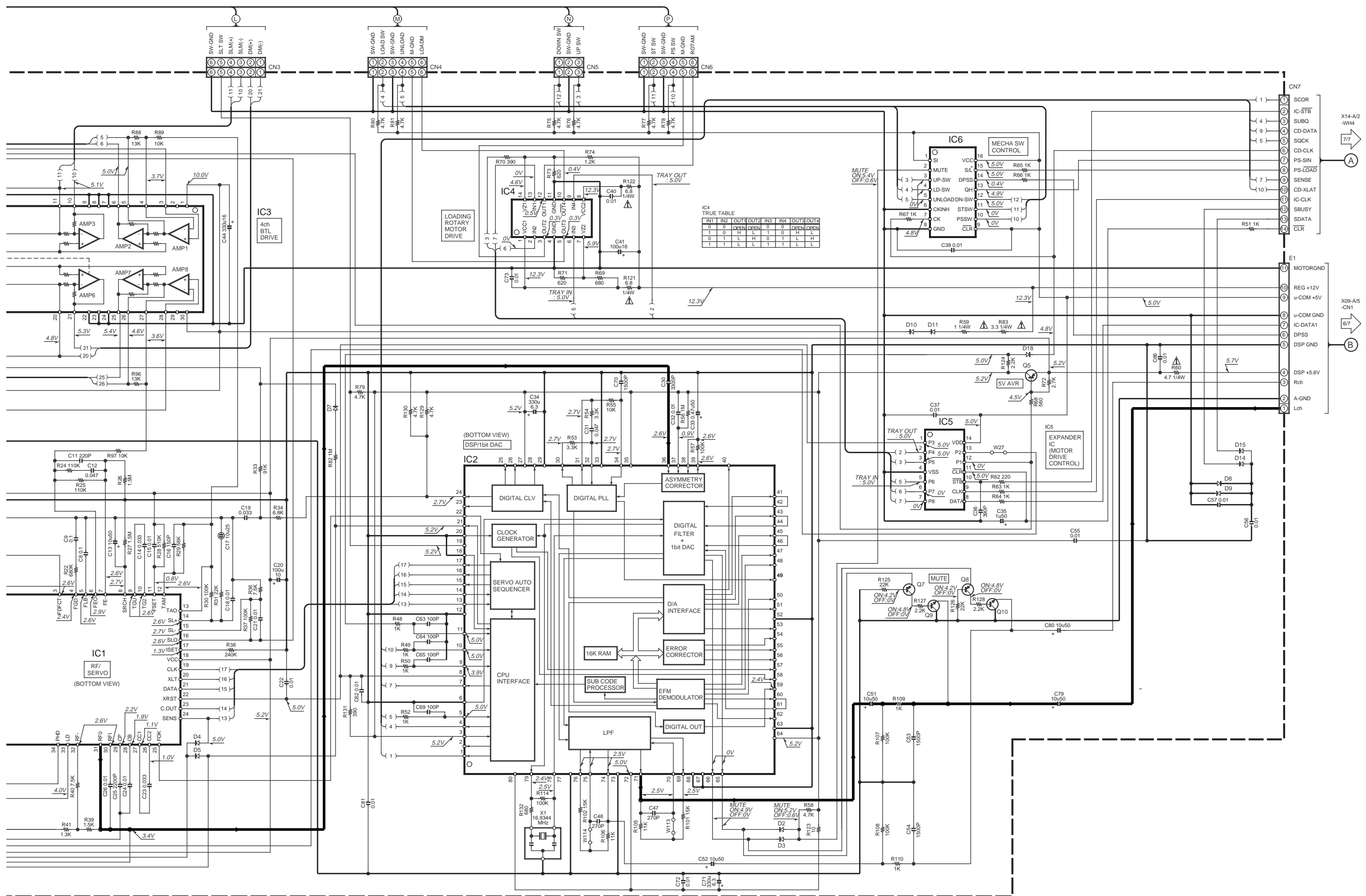
PICKUP ASSY:T25-0050-05



- IC1 : CXA1782BQx1
 - IC2 : CXD2509Q
 - IC3 : LA6537
 - IC4 : LB1648
 - IC5 : NJU3711D
 - IC6 : TC74HC166AP
- D1-5,7-9,17,18 : 1SS133 or HSS104
 - D10,11 : S5688B or 1SR139-400
 - D14,15 : RD5.6ES(B2) or HZS5.6N(B2)
- Q1 : 2SC2785(F,E) or 2SC1740S(Q,R)
 - Q2 : 2SA954(L,K)
 - Q3,4,11 : DTA124ESA or UN4112
 - Q5 : 2SA1286-T11
 - Q7,8 : 2SA1175(F,E) or 2SA933AS(Q,R)
 - Q9,10 : 2SC2878(B)

==== SIGNAL LINE
----- GND LINE



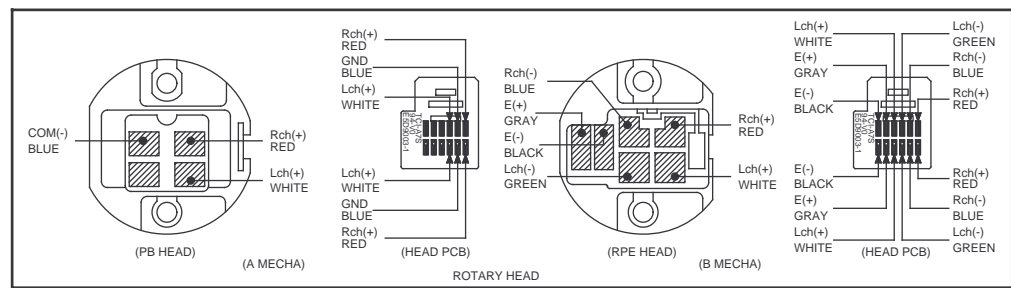


CAUTION: For continued safety, replace safety critical components only with manufacturer's recommended parts (refer to parts list). Δ indicates safety critical components. For continued protection against risk of fire, replace only with same type and rating fuse(s). To reduce the risk of electric shock, leakage-current or resistance measurements shall be carried out (exposed parts are acceptably insulated from the supply circuit) before the appliance is returned to the customer.

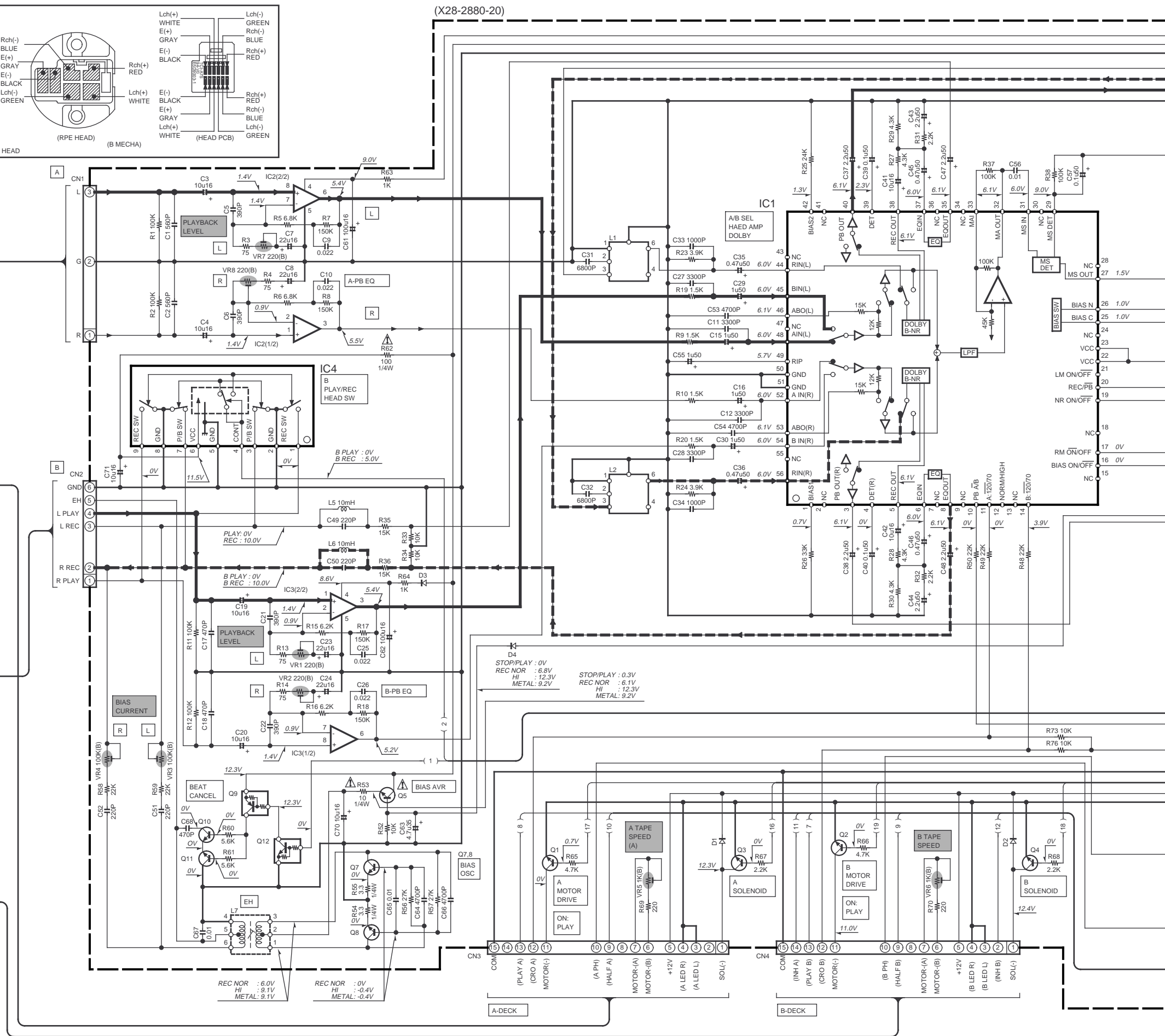
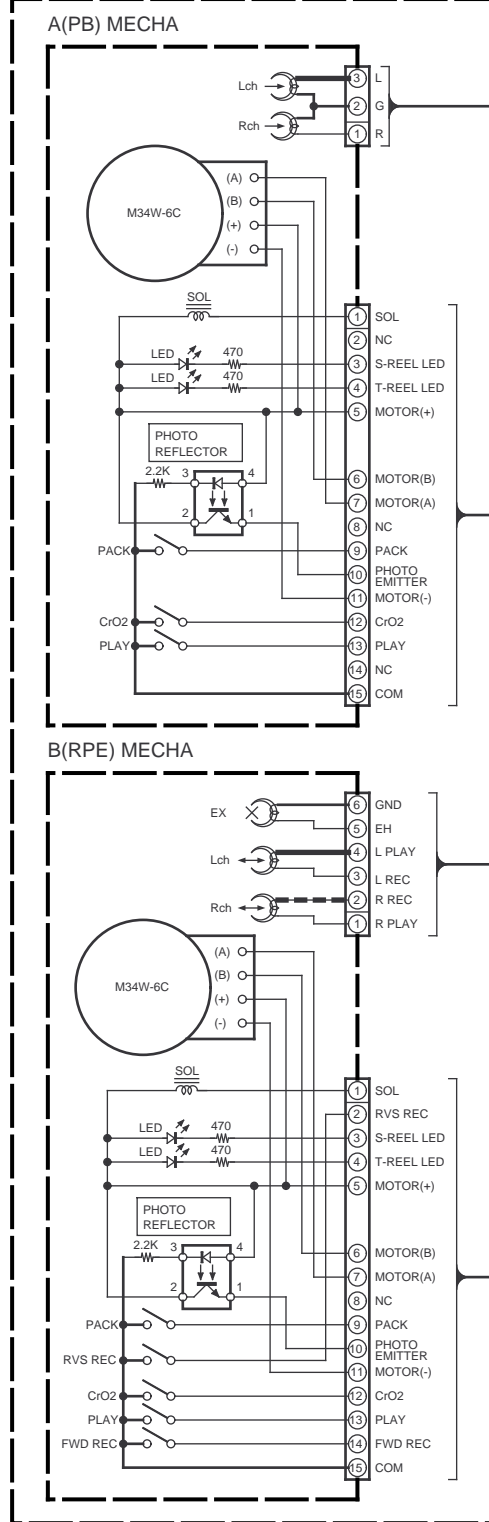
The DC voltage is an actual reading measured with a high impedance type voltmeter as the AM/FM signal generator is specified to the conditions as shown in the list below. The measurement value may vary depending on the measuring instruments used or on the product. The value shown in () is actual reading measured in the AM made.

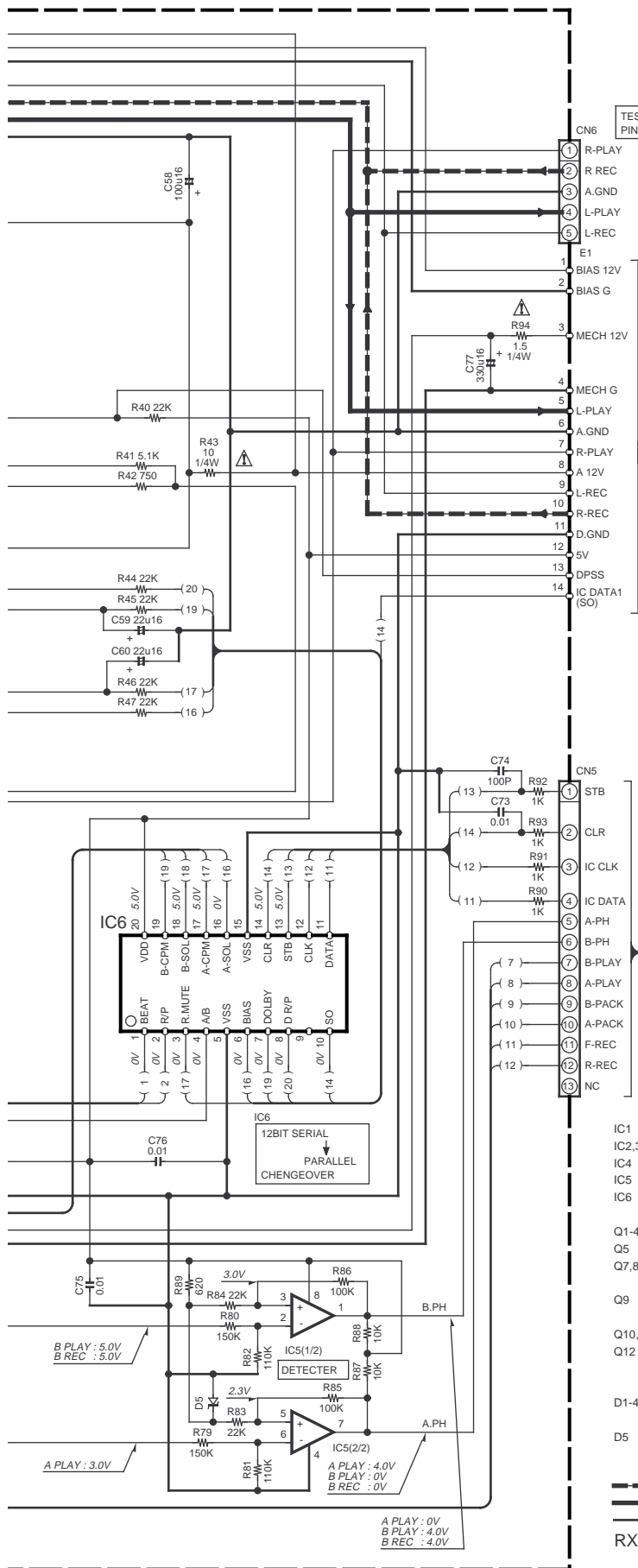
RXD-790/V860/V890 (2/8)

RXD-790/V860/V890



DECK MECHA (RVStype) D40-1510-05



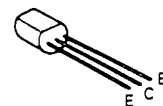


CAUTION: For continued safety, replace safety critical components only with manufacturer's recommended parts (refer to parts list). Δ indicates safety critical components. For continued protection against risk of fire, replace only with same type and rating fuse(s). To reduce the risk of electric shock, leakage-current or resistance measurements shall be carried out (exposed parts are acceptably insulated from the supply circuit) before the appliance is returned to the customer.

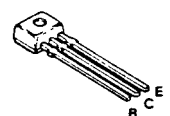
The DC voltage is an actual reading measured with a high impedance type voltmeter with a cassette loaded at playback mode. The measurement value may vary depending on the measuring instruments used or on the product. Bias circuit DC voltage is measured while in the record mode.

DOLBY and the \square symbol are trademarks of Dolby Laboratories Licensing Corporation. Noise reduction circuit made under license from Dolby Laboratories Licensing Corporation.

- 2SA1286-T11
- 2SA954
- 2SA992
- 2SC1845
- 2SC2003
- 2SC2878
- 2SC3246
- 2SC3940A
- 2SD863



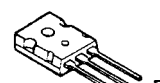
- 2SA1175
- 2SC2785



- 2SB1218A
- 2SC2714
- 2SC4081
- 2SD1819A



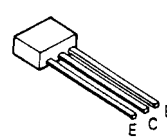
- 2SC4137F50



- 2SB1370
- 2SD2061



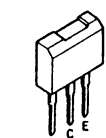
- UN4212



- 2SB1375
- 2SD2012



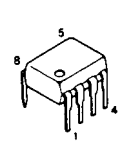
- 2SD1893




- 2SB1559
- 2SD2389



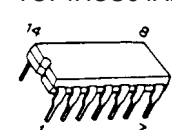
- NJM2100D
- NJM4565D-D



- DTA124ESA
- DTC124ESA
- UN4112
- 2SC1740S



- BU4066BC
- TC4066BP
- TC74HCU04AP



- IC1 : HA12209F
- IC2,3 : BA328
- IC4 : BA3126N
- IC5 : BA10393
- IC6 : NJU3714D

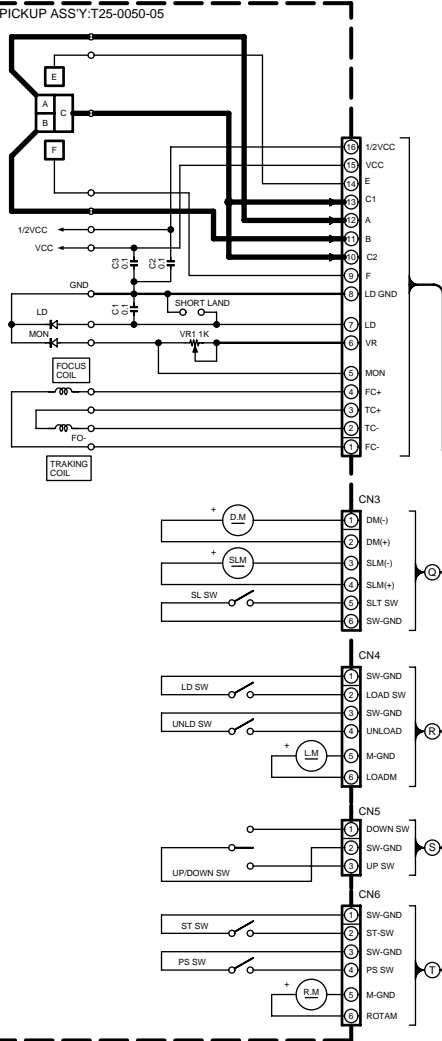
- Q1-4 : 2SC3246
- Q5 : 2SC2003(L,K)
- Q7,8 : 2SC2785(F,E) or 2SC1740S(Q,R)
- Q9 : DTA124ESA or UN4112
- Q10,11 : 2SC1845(F,E)
- Q12 : DTC124ESA or UN4212

- D1-4 : 1SS133 or HSS104
- D5 : UZ-2.7BSB or MTZJ2.7(B)


--- RECORDING LINE
 --- SIGNAL LINE
 --- GND LINE
 RXD-790/V860/V890 (3/8)

RXD-790/V860/V890

CD CHANGER MECHA.:CDM-27 (D40-1562-X5)

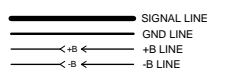
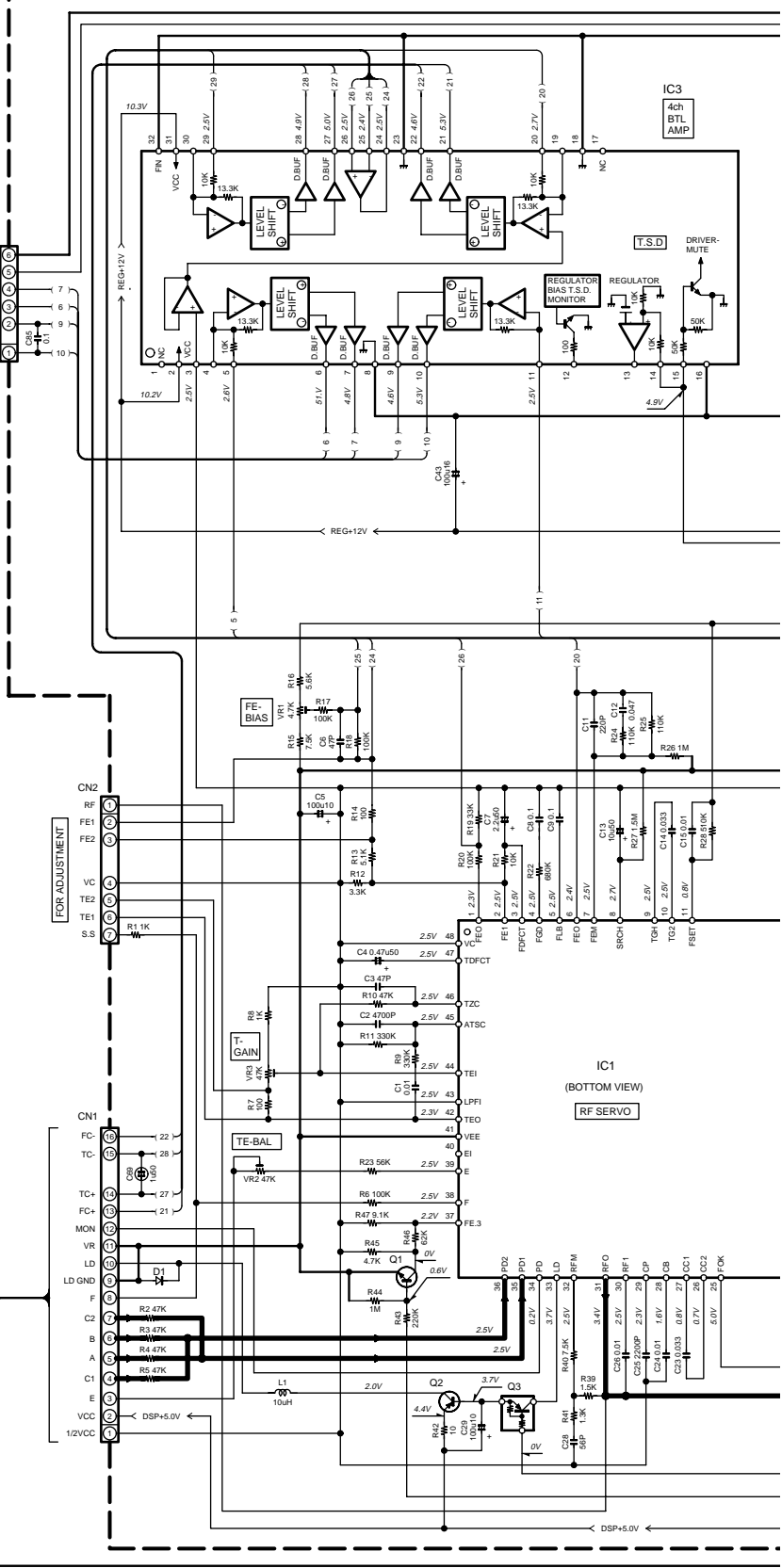


V-CD BOARD (W02-2618-X5)

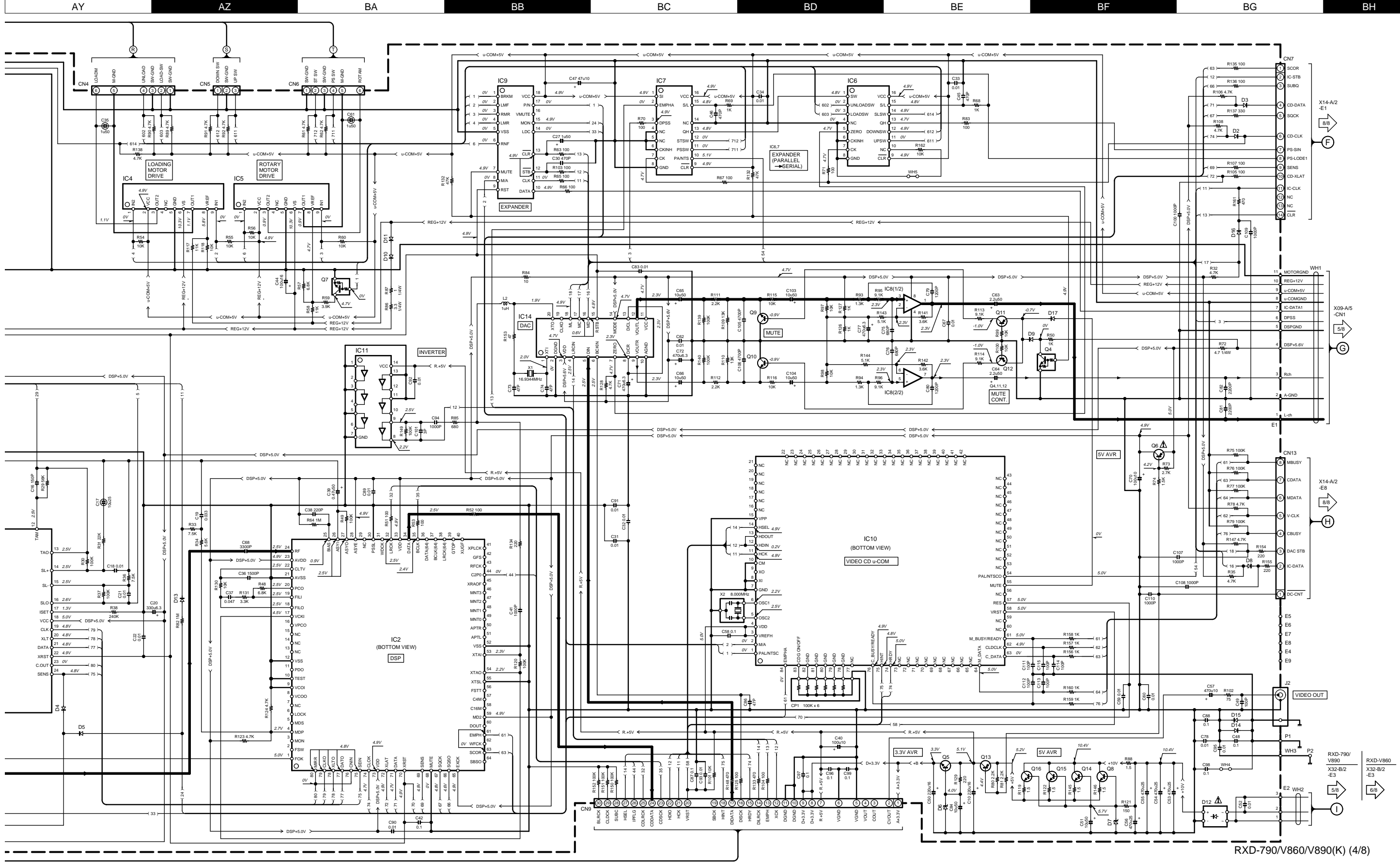


- IC1 : CXA1782BQ*2
- IC2 : CXD2500BQ
- IC3 : BA6196S
- IC4.5 : TA8409S
- IC6.7 : TC74HC166AP
- IC8 : NJM2100D
- IC9 : NJU3713D
- IC10 : MN1872423KEN
- IC11 : TC74HC04AP
- IC14 : PCM1717E
- D1-5,8,9,13-17 : 1SS133 or HSS104
- D6 : UZ-3.9BS or MTZJ3.9
- D7 : UZ-5.6BS or MTZJ5.6
- D10,11 : S5688B or 1SR139-400
- D12 : KBP02ML-6127
- Q1 : 2SC2785(F,E) or 2SC1740S(Q,R)
- Q2,6,11,12 : 2SA954(L,K)
- Q3 : UN4112 or DTA124ESA
- Q4.7 : UN4212 or DTC124ESA
- Q5 : 2SC3940A
- Q8,14-16 : 2SD2061(E,F)
- Q9,10 : 2SC2878(B)
- Q13 : 2SA1286-T11

CD UNIT (X32-3440-20) (A/2) : RXD-V860(M,I)/RXD-V890(M,I) (X32-3532-10) (A/2) : RXD-V860(V)/RXD-V890(V)



CAUTION: For continued safety, replace safety critical components only with manufacturer's recommended parts (refer to parts list). Δ indicates safety critical components. For continued protection against risk of fire, replace only with same type and rating fuse(s). To reduce the risk of electric shock, leakage-current or resistance measurements shall be carried out (exposed parts are acceptably insulated from the supply circuit) before the appliance is returned to the customer.



RXD-790/V860/V890(K) (4/8)

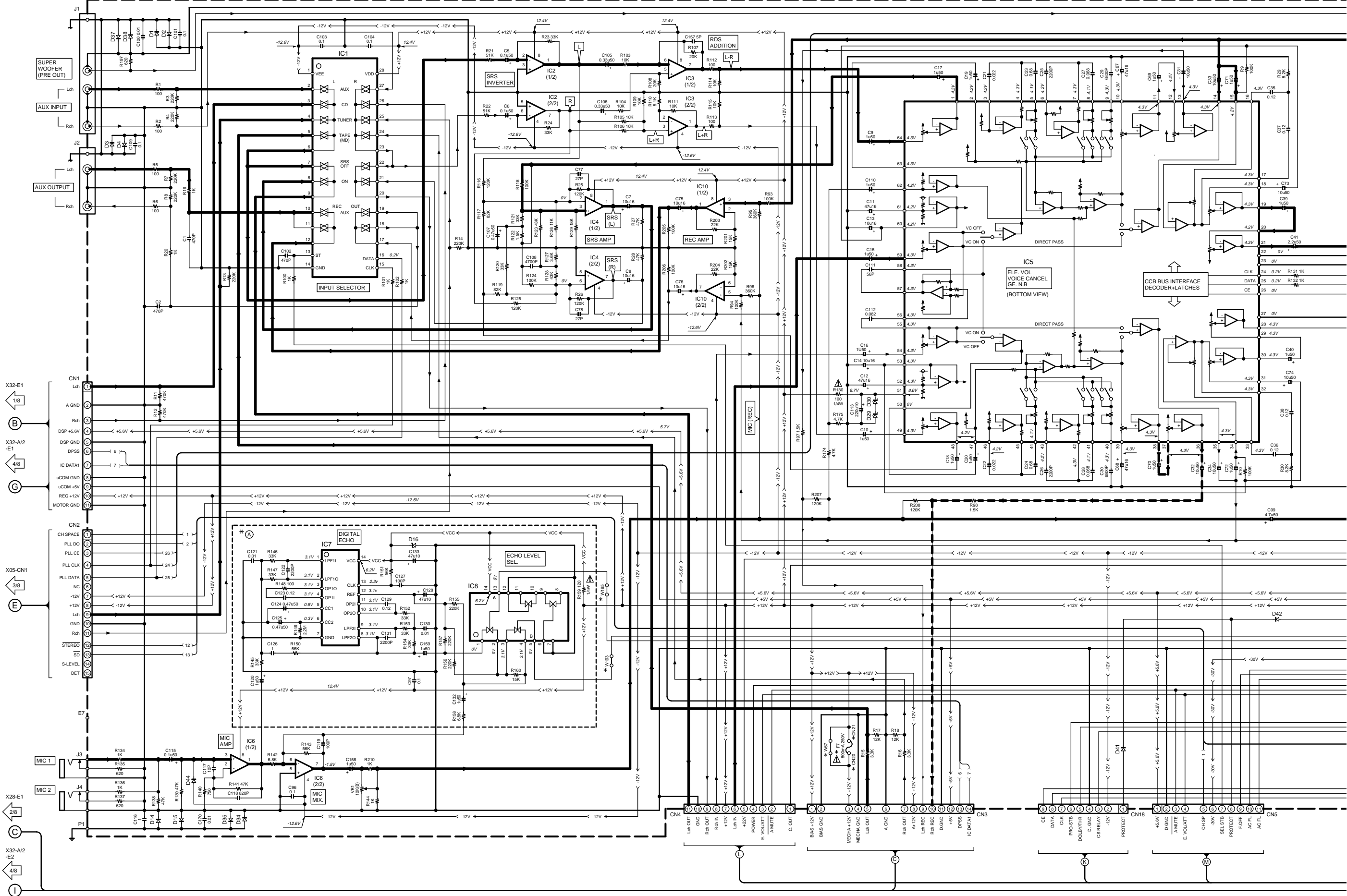
The DC voltage is an actual reading measured with a high impedance type voltmeter as the AM/FM signal generator is specified to the conditions as shown in the list below. The measurement value may vary depending on the measuring instruments used or on the product. The value shown in () is actual reading measured in the AM made.

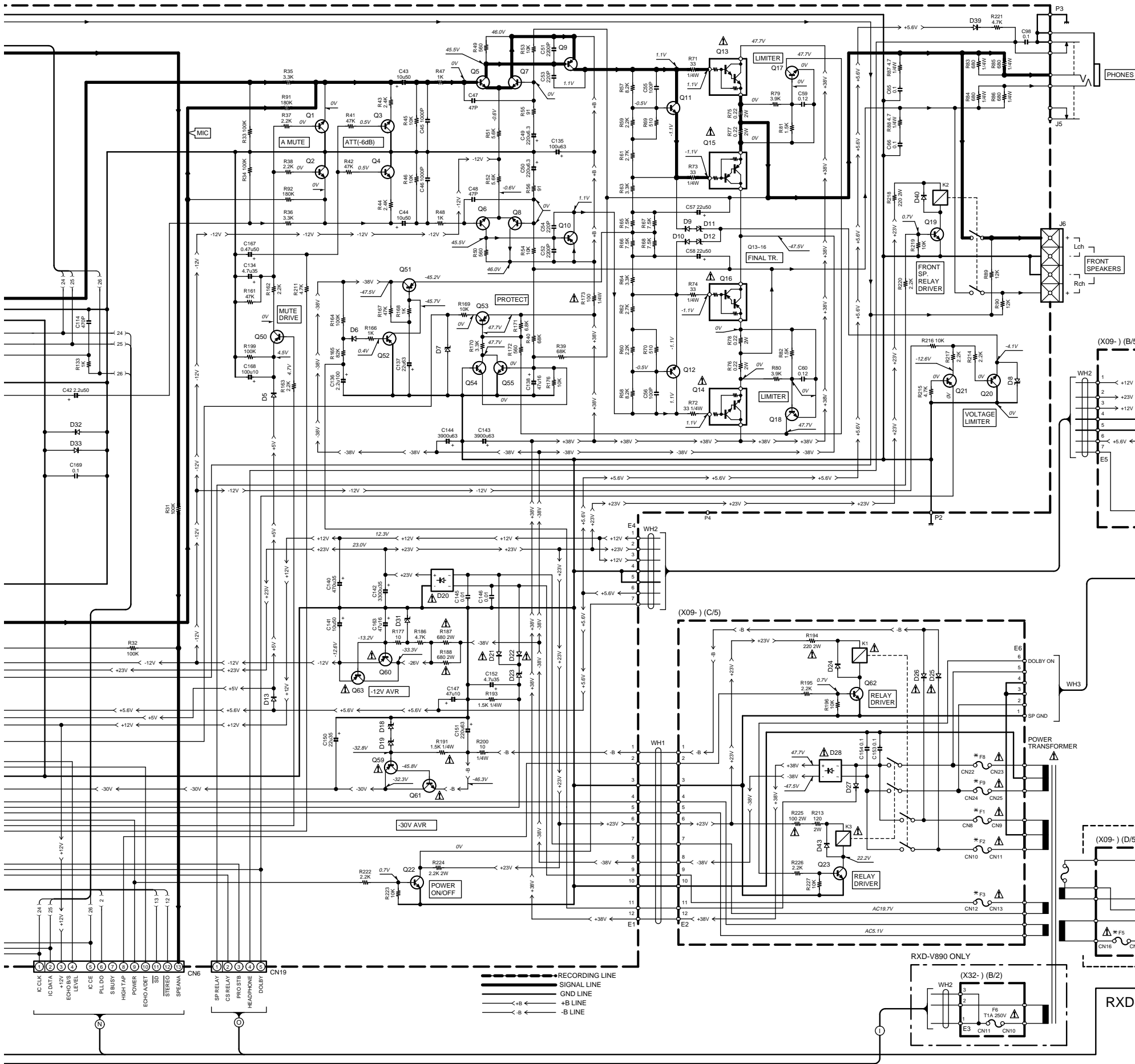
RXD-790/V860/V890

Y39-2600-20

KENWOOD

AUDIO UNIT
(X09-4720-XX) (A/5): RXD-790(M,I,X,H,K) /V890(M,I)
(X09-4822-10) (A/5): RXD-V890(V)





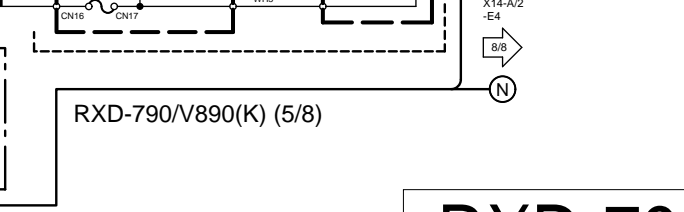
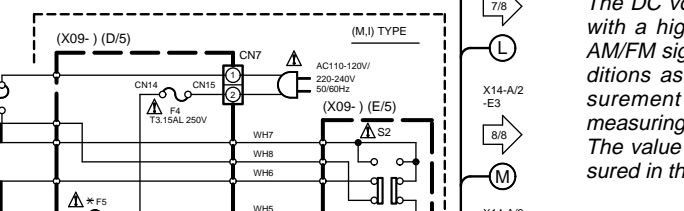
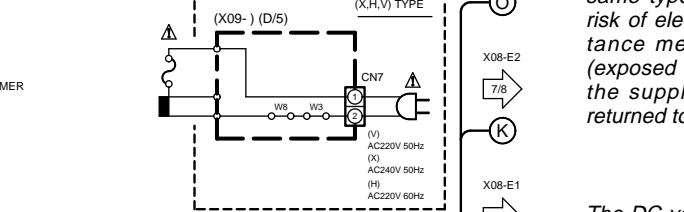
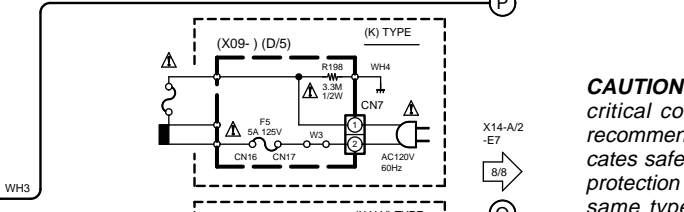
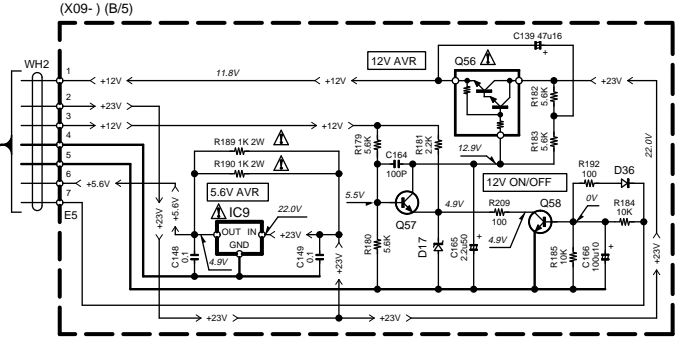
- D1-6,9,10,13,15-21,22, 24,32-44 : 1SS131 or HSS104A
 D7 : MTZJ5.1(B) or UZ-5.1BSB
 D8 : MTZJ11(B) or UZ-11BSB
 D11,12 : MTZJ24(B) or UZ-24BSB
 D16 : MTZJ6.2(B) or UZ-6.2BSB
 D17,23 : MTZJ5.6(B) or UZ-5.6BSB
 D18,19 : MTZJ16(B) or UZ-16BSB
 D20 : D5SBA20F03 or RBV-602LFA
 D25-27 : S5688B or 1SR139-400
 D28 : D3SBA20F03 or RBV-402LFA
 D29,30 : MTZJ4.7(B) or UZ-4.7BSB
 D31 : MTZJ13(B) or UZ-13BSB
- IC1 : NJU7313AL
 IC2-4,6,10 : NJM4565D-D
 IC5 : LC75393E
 IC7 : M65844P
 IC8 : BU4066BC or TC4066BP
 IC9 : TA78057S
- Q1,2 : 2SC2878(B)
 Q3,4,19,20,22,23,57,58,62 : 2SC1740S(Q,R) or 2SC2785(F,E)
 Q5-8,17,18,54,55 : 2SC2389S(S,E) or 2SC1845(F,E)
 Q9,10,51-53 : 2SA992(F,E)
 Q11,12 : 2SC4137F50(V,W)
 Q13,14 : 2SD2389
 Q15,16 : 2SB1559
 Q21,50,59 : 2SA933AS(Q,R) or 2SA1175(F,E)
 Q56 : 2SD1893
 Q60,63 : 2SB1370 or 2SB1375
 Q61 : 2SD2061 or 2SD2012

RXD-790 (X09-4720-XX)

DESTINATION	COUNTRY	ABB.	UNIT No.	F1,2	F3	F5	F7	F8,9	W67	W180,193,195	CN20,21
U.S.A.	K	0-11	NO	6A 125V	4A 125V	5A 125V	YES	8A 125V	NO	NO	YES
GENERAL MARKET	M	0-20	YES	T4AL 250V	T2.5AL 250V	T2AL 250V	NO	T4AL 250V	YES	YES	NO
MALAYSIA	I	0-20	YES	T4AL 250V	T2.5AL 250V	T2AL 250V	NO	T4AL 250V	YES	YES	NO
AUSTRALIA	X	0-71	NO	T4AL 250V	T2.5AL 250V	T2AL 250V	NO	T4AL 250V	YES	YES	NO
KOREA	H	4-11	NO	T4AL 250V	T2.5AL 250V	T2AL 250V	NO	T4AL 250V	YES	YES	NO

RXD-V890 (X09-4XXX-XX)

DESTINATION	COUNTRY	ABB.	UNIT No.	F1,2	F3	F5	F7	F8,9	W67,180,193,195	CN20,21
U.S.A.	K	0-11	NO	6A 125V	4A 125V	5A 125V	YES	8A 125V	NO	NO
GENERAL MARKET	M	0-20	YES	T4AL 250V	T2.5AL 250V	T2AL 250V	NO	T4AL 250V	YES	YES
MALAYSIA	I	0-20	YES	T4AL 250V	T2.5AL 250V	T2AL 250V	NO	T4AL 250V	YES	YES
AUSTRALIA	X	0-71	NO	T4AL 250V	T2.5AL 250V	T2AL 250V	NO	T4AL 250V	YES	YES
KOREA	H	4-11	NO	T4AL 250V	T2.5AL 250V	T2AL 250V	NO	T4AL 250V	YES	YES



CAUTION: For continued safety, replace safety critical components only with manufacturer's recommended parts (refer to parts list). Δ indicates safety critical components. For continued protection against risk of fire, replace only with same type and rating fuse(s). To reduce the risk of electric shock, leakage-current or resistance measurements shall be carried out (exposed parts are acceptably insulated from the supply circuit) before the appliance is returned to the customer.

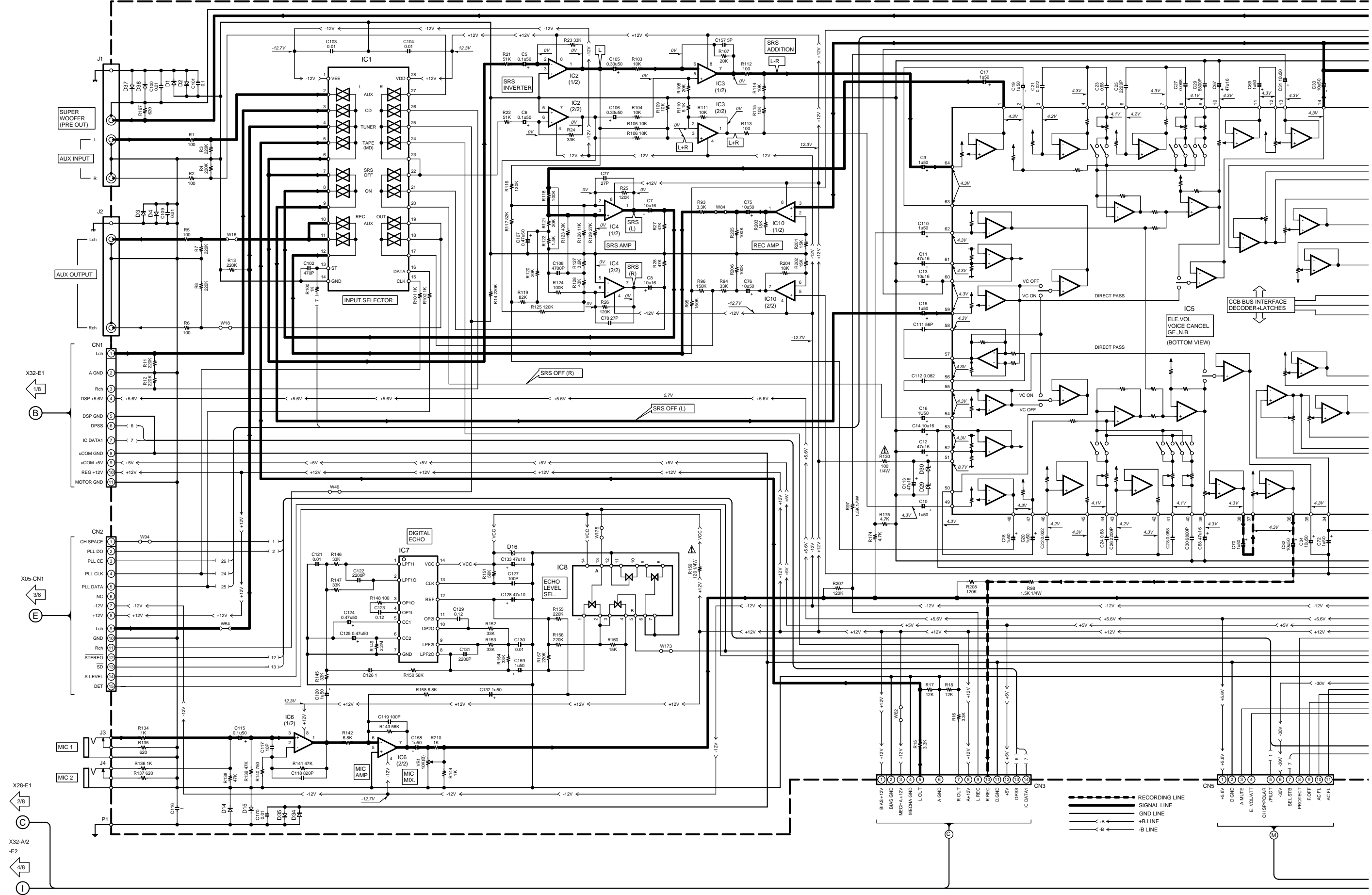
The DC voltage is an actual reading measured with a high impedance type voltmeter as the AM/FM signal generator is specified to the conditions as shown in the list below. The measurement value may vary depending on the measuring instruments used or on the product. The value shown in () is actual reading measured in the AM mode.

RXD-790/V860/V890

Y39-2600-20

KENWOOD

AUDIO UNIT
(X09-48XX-XX) (A/5): 80-20: RXD-V860(M,I) 32-10: RXD-V860(V)



- - - RECORDING LINE
 ——— SIGNAL LINE
 GND LINE
 ——— +B LINE
 ——— -B LINE

X28-E1
 2/8
 C
 X32-A/2
 -E2
 4/8
 L

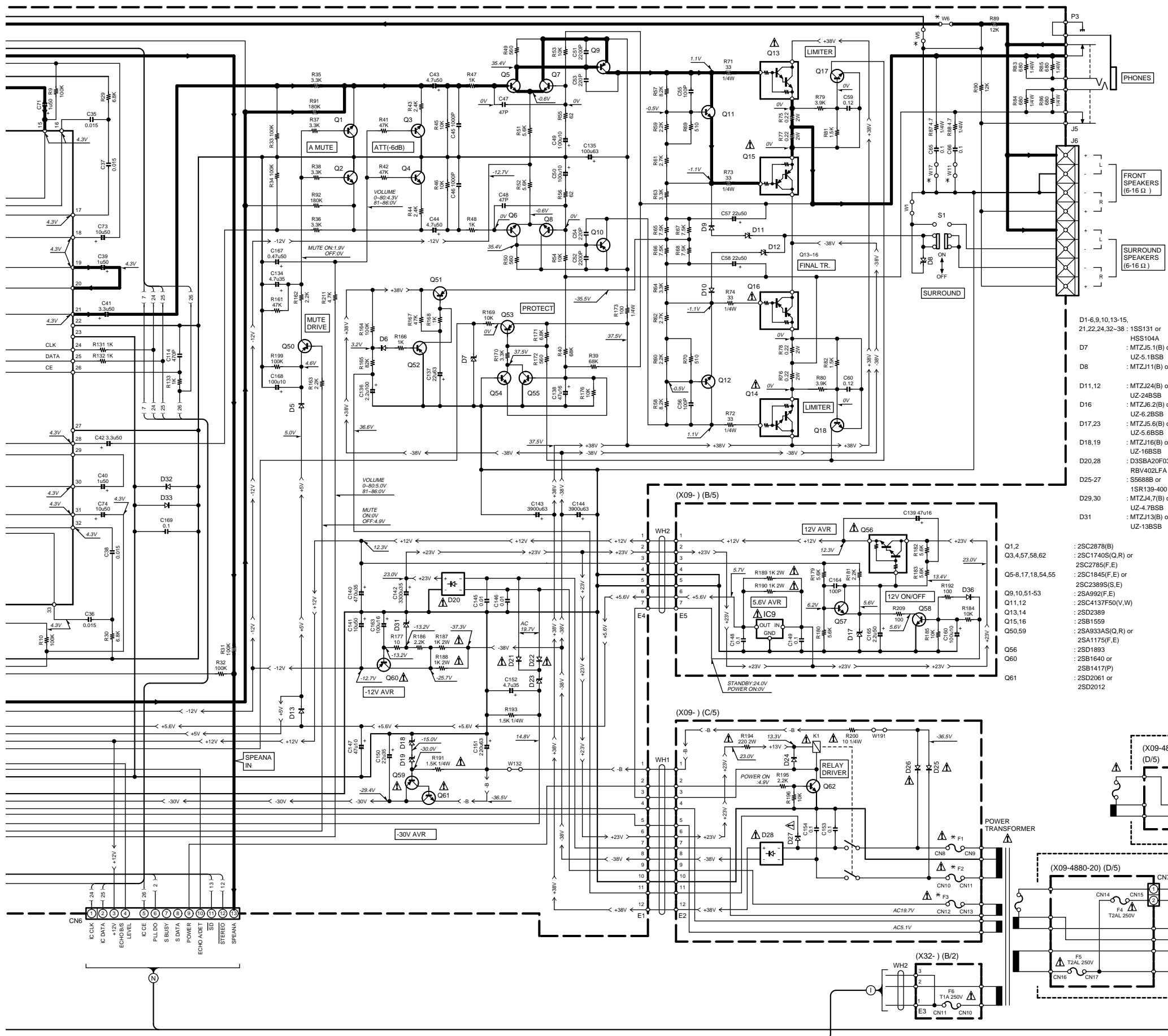
X32-E1
1/8
B

X05-CN1
3/8
E

CN3
 BIAS +12V
 BIAS GND
 MECHA +12V
 MECHA GND
 L OUT
 A GND
 R OUT
 A +12V
 L REC
 R REC
 D GND
 +6V
 +0V
 DPSS
 IC DATA1

CN5
 +5.6V
 D GND
 A MUTE
 E VOL/ATT
 CH SPK/AS
 /PROT
 SEL STB
 PROTECT
 F OFF
 AC FL
 AC FL

1
2
3
4
5
6
7



CAUTION: For continued safety, replace safety critical components only with manufacturer's recommended parts (refer to parts list). Δ indicates safety critical components. For continued protection against risk of fire, replace only with same type and rating fuse(s). To reduce the risk of electric shock, leakage-current or resistance measurements shall be carried out (exposed parts are acceptably insulated from the supply circuit) before the appliance is returned to the customer.

The DC voltage is an actual reading measured with a high impedance type voltmeter as the AM/FM signal generator is specified to the conditions as shown in the list below. The measurement value may vary depending on the measuring instruments used or on the product. The value shown in () is actual reading measured in the AM made.

- D1-6,9,10,13-15, 21,22,24,32-38 : 1SS131 or HSS104A
- D7 : MTZJ5.1(B) or UZ-5.1BSB
- D8 : MTZJ11(B) or UZ-11BSB
- D11,12 : MTZJ24(B) or UZ-24BSB
- D16 : MTZJ6.2(B) or UZ-6.2BSB
- D17,23 : MTZJ5.6(B) or UZ-5.6BSB
- D18,19 : MTZJ16(B) or UZ-16BSB
- D20,28 : D3SBA20F03 or RBV402LFA
- D25-27 : S5688B or 1SR139-400
- D29,30 : MTZJ4.7(B) or UZ-4.7BSB
- D31 : MTZJ13(B) or UZ-13BSB

- Q1,2 : 2SC2878(B)
- Q3,4,5,7,58,62 : 2SC1740S(Q,R) or 2SC2785(F,E)
- Q5-8,17,18,54,55 : 2SC1845(F,E) or 2SC2389S(E,E)
- Q9,10,51-53 : 2SA992(F,E)
- Q11,12 : 2SC4137F50(V,W)
- Q13,14 : 2SD2389
- Q15,16 : 2SB1559
- Q50,59 : 2SA933AS(Q,R) or 2SA1175(F,E)
- Q56 : 2SD1893
- Q60 : 2SB1640 or 2SB1417(P)
- Q61 : 2SD2061 or 2SD2012

- IC1 : NJU7313AL
- IC2-4,6,10 : NJM4566D-D
- IC5 : LC75393E
- IC7 : M65844P
- IC8 : BU4066BC
- IC9 : TA78057C

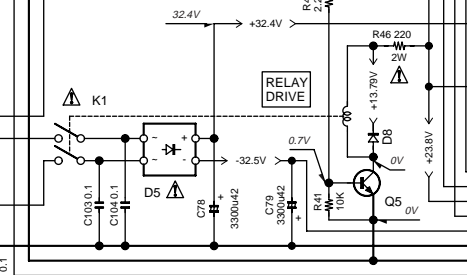
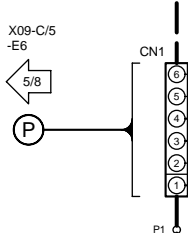
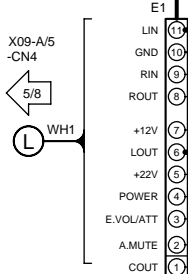
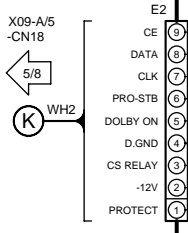
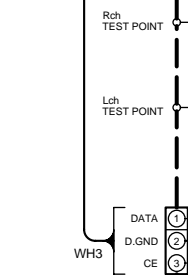
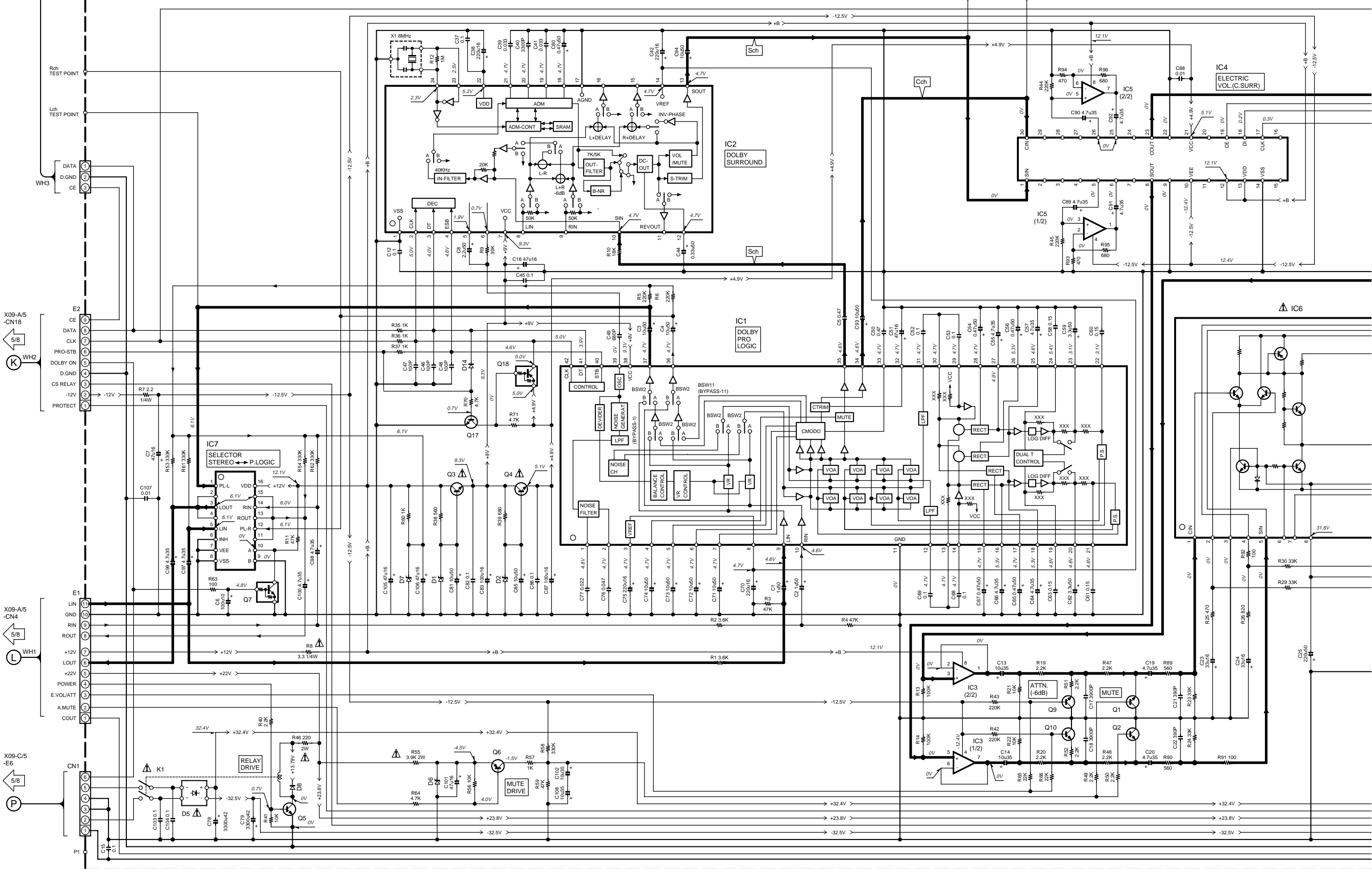
RXD-V860(M)(6/8)

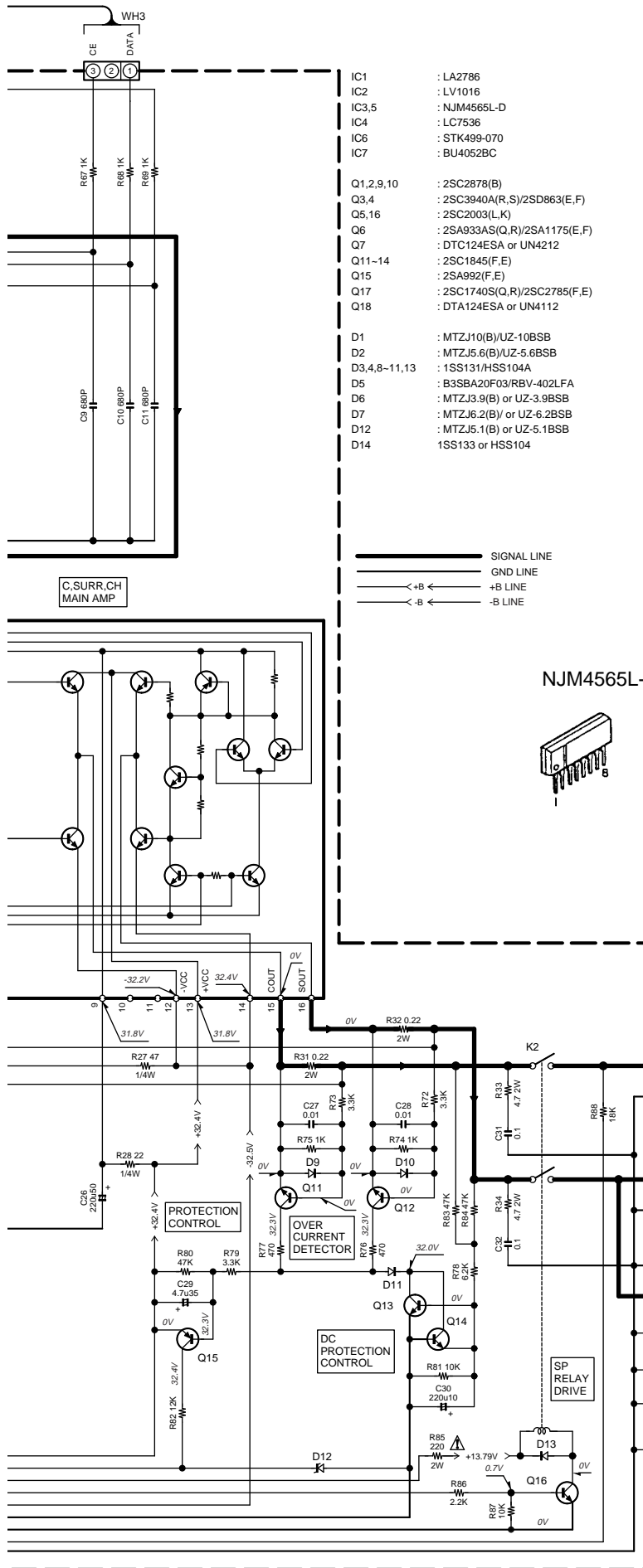
RXD-790/V860/V890

Y39-2600-20

KENWOOD

SURROUND UNIT
(XO8-28XX-XX) 00-20 : RXD-790(K,M,I,X,H)/RXD-V890(M,I)
32-10 : RXD-V890(V)



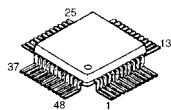


- IC1 : LA2786
- IC2 : LV1016
- IC3,5 : NJM4565L-D
- IC4 : LC7536
- IC6 : STK499-070
- IC7 : BU4052BC
- Q1,2,9,10 : 2SC2878(B)
- Q3,4 : 2SC3940A(R,S)/2SD863(E,F)
- Q5,16 : 2SC2003(L,K)
- Q6 : 2SA933AS(Q,R)/2SA1175(E,F)
- Q7 : DTC124ESA or UN4212
- Q11-14 : 2SC1845(F,E)
- Q15 : 2SA992(F,E)
- Q17 : 2SC1740S(Q,R)/2SC2785(F,E)
- Q18 : DTA124ESA or UN4112
- D1 : MTZJ10(B)/UZ-10BSB
- D2 : MTZJ5.6(B)/UZ-5.6BSB
- D3,4,8-11,13 : 1SS131/HSS104A
- D5 : B3SBA20F03/RBV-402LFA
- D6 : MTZJ3.9(B) or UZ-3.9BSB
- D7 : MTZJ6.2(B) or UZ-6.2BSB
- D12 : MTZJ5.1(B) or UZ-5.1BSB
- D14 : 1SS133 or HSS104

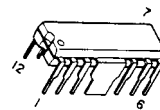
CAUTION: For continued safety, replace safety critical components only with manufacturer's recommended parts (refer to parts list). Δ indicates safety critical components. For continued protection against risk of fire, replace only with same type and rating fuse(s). To reduce the risk of electric shock, leakage-current or resistance measurements shall be carried out (exposed parts are acceptably insulated from the supply circuit) before the appliance is returned to the customer.

The DC voltage is an actual reading measured with a high impedance type voltmeter as the AM/FM signal generator is secured to the conditions as shown in the list below. The measurement value may vary depending on the measuring instruments used or on the product. The value shown in () is actual reading measured in the AM made.

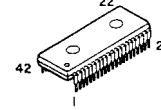
CXA1782BQ*1



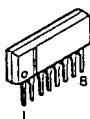
LB1648



LA2786



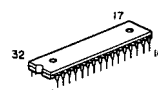
NJM4565L-D



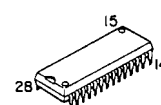
LA1832 LV1016



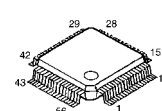
BA6198S



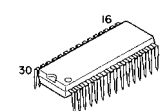
NJU7313AL



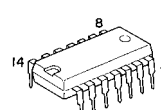
HA12209F



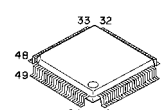
LA6537



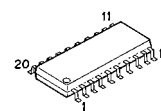
M65844P



LC75393E



PCM1717E



RXD-790/V890 (K) (7/8)

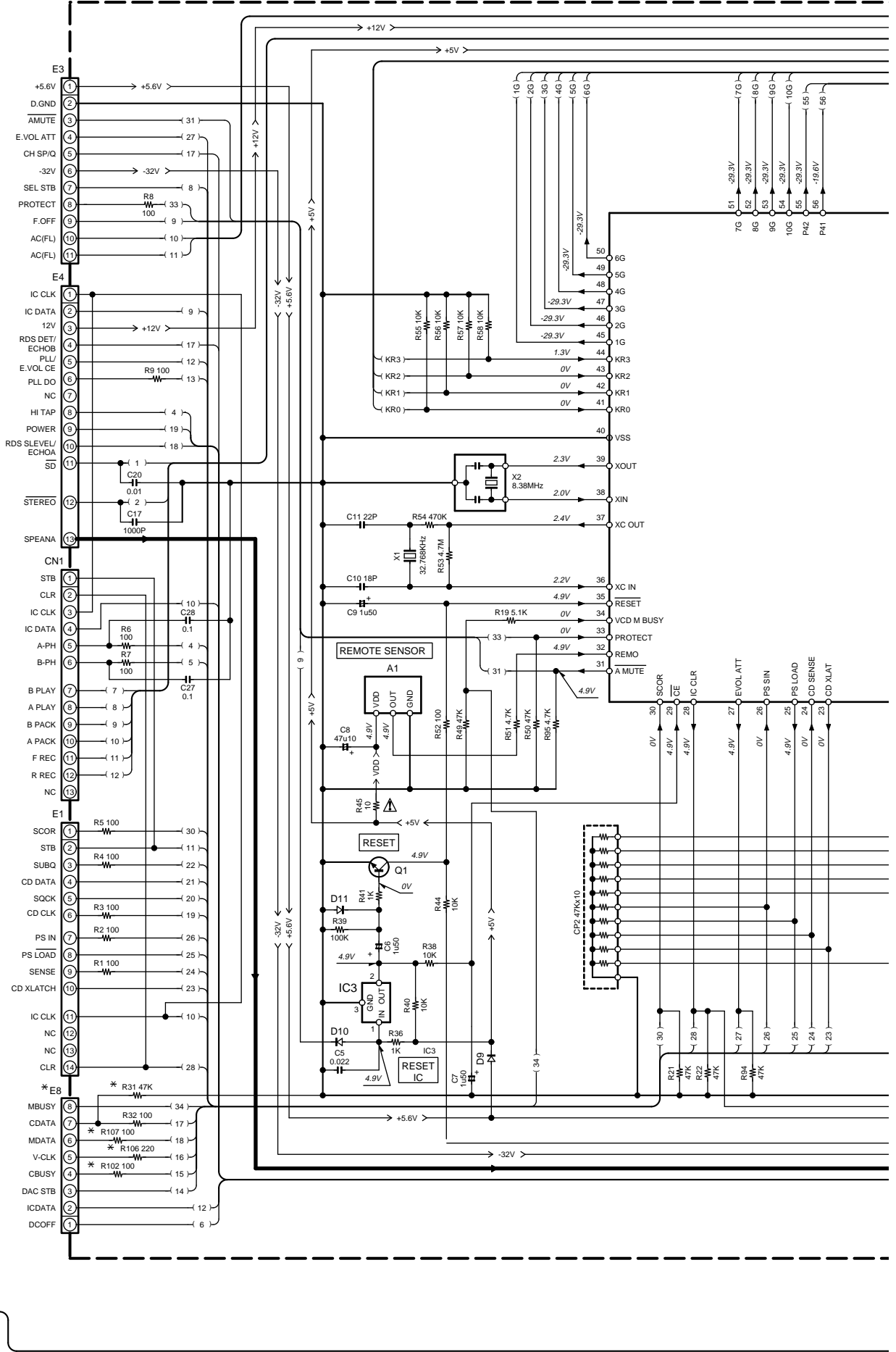
RXD-790/V860/V890

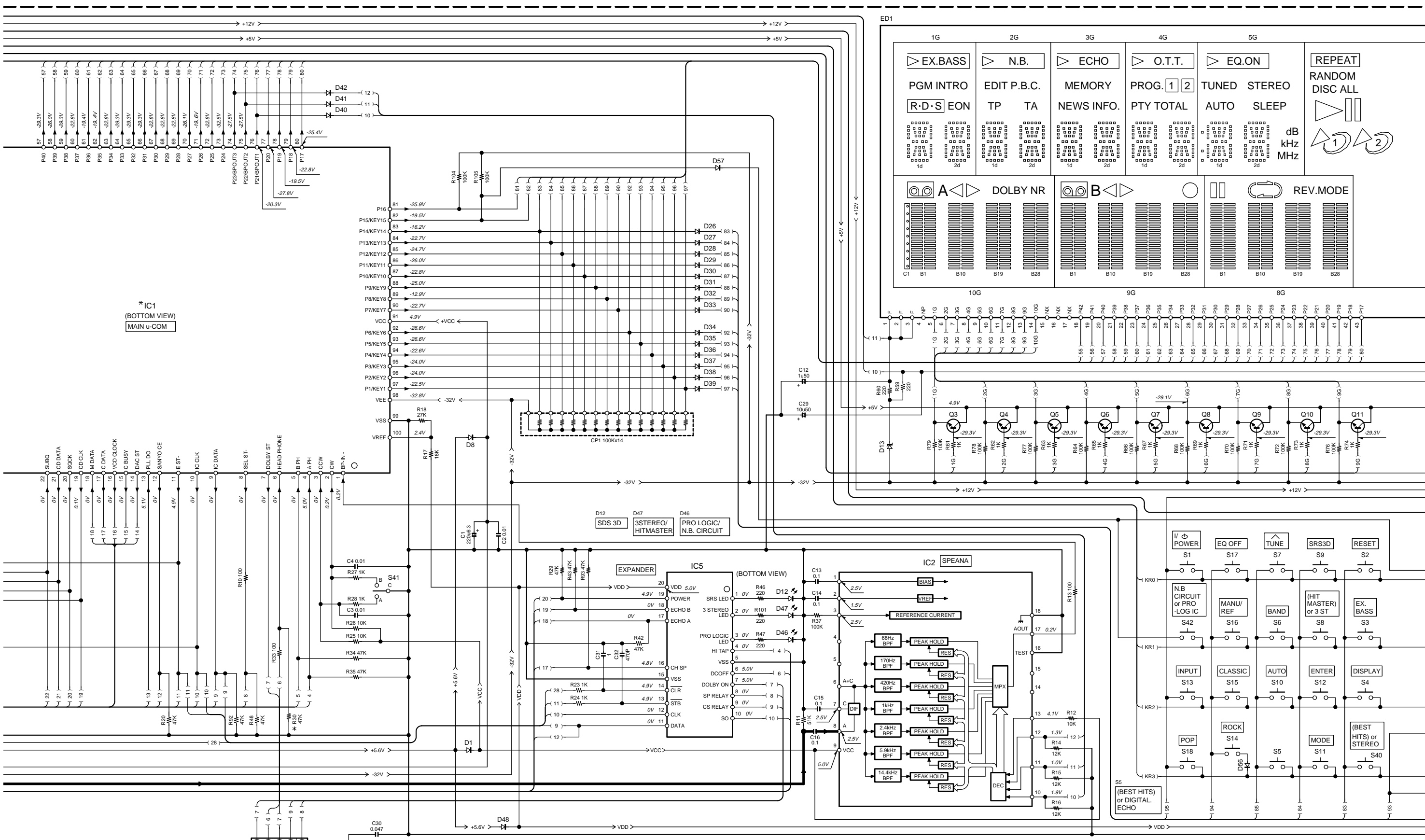
Y39-2600-20

KENWOOD

DISPLAY UNIT
 (X14-449X-XX) (A/2) : RXD-790/V860/V890
 (X14-465X-XX) (A/2) : RXD-V860/V890

- 1 RXD-V860 X09-A/5 -CN5 6/8
- 2 RXD-V860 X09-A/5 -CN6 5/8
- 3 X28-CN5 2/8
- 4 X32-CN7 1/8
- 5 X32-A/2 -CN7 4/8
- 6 X32-A/2 -CN13 4/8
- 7 X09-A/5 -CN19 5/8





*IC1
(BOTTOM VIEW)
MAIN u-COM

IC5 (BOTTOM VIEW)
EXPANDER

IC2 SPEANA

RXD-790 (X14-449X-XX)

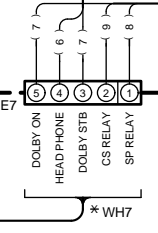
DESTINATION COUNTRY	ABB.	UNIT No.	D20, 21	D45	E7	E8	IC1	R30,102, 106,107	R31	WH7	WH8
GENERAL MARKET	M	0-21									
MALAYSIA	I	0-21									
AUSTRALIA	X	0-71	YES	YES	YES	NO	M38198MCA807FP	NO	YES	YES	NO
KOREA	H										
U.S.A.	K	0-11	NO								

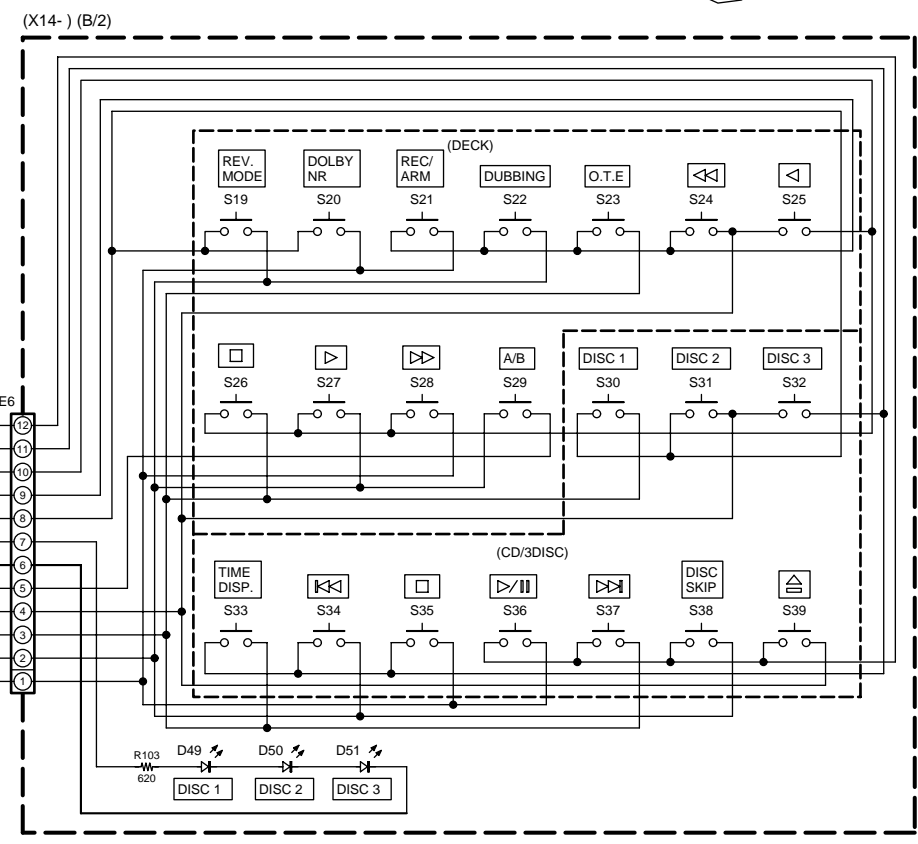
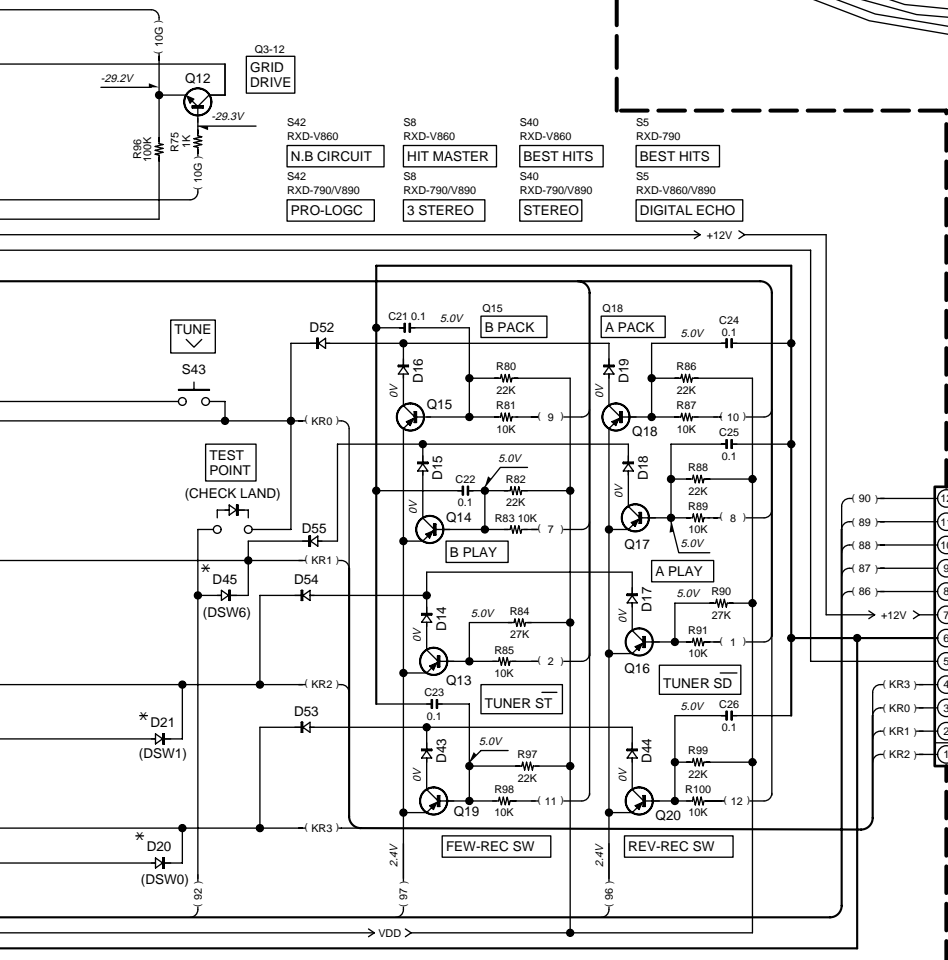
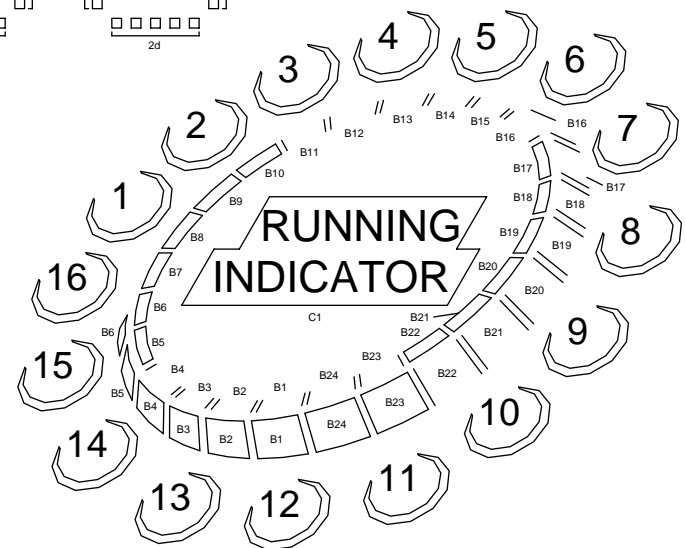
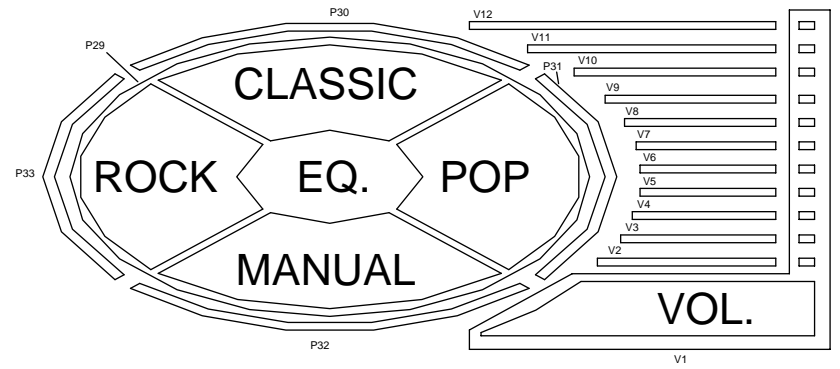
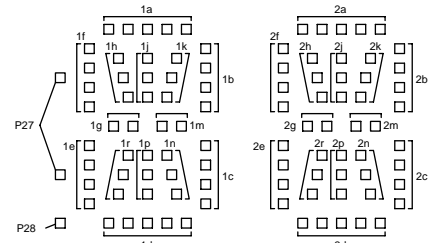
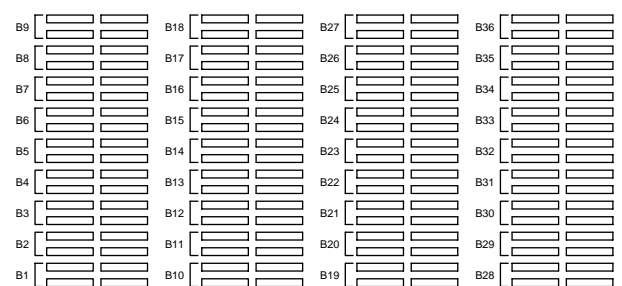
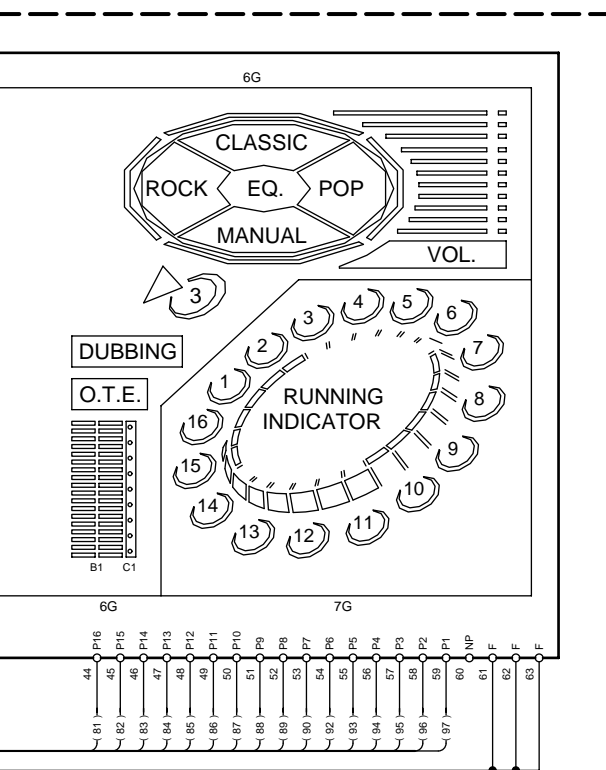
RXD-V860 (X14-4XXX-XX)

DESTINATION COUNTRY	ABB.	UNIT No.	D20, 21	D45	E7	E8	IC1	R30,102, 106,107	R31	WH7	WH8
GENERAL MARKET	M	490-20									
MALAYSIA	I	490-20	YES	NO	NO	YES	M38199MF069FP	YES	NO	NO	YES
SHANGHAI	V	652-10									

RXD-V890 (X14-4XXX-XX)

DESTINATION COUNTRY	ABB.	UNIT No.	D20, 21,45	E7, 8	IC1	R30, 31	R102, 106,107	WH7, 8
GENERAL MARKET	M	490-22						
MALAYSIA	I	490-22	YES	YES	M38199MF069FP	NO	YES	YES
SHANGHAI	V	652-11						





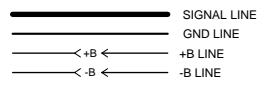
	1G	2G	3G	4G	5G	6G	7G	8G	9G	10G
P1	EON	TA	INFO	TOTAL	SLEEP	B3	B15	B3	B3	B3
P2	R.D.S	TP	NEWS	PTY	AUTO	ALL	B14	B12	B12	B12
P3	INTRO	P.B.C.	MEMORY	2	STEREO	DISC	B13	B21	B21	B21
P4	PGM	EDIT	-	1	TUNED	RANDOM	B12	B30	B30	B30
P5	-	-	-	PLOG.	-	B2	B11	B2	B2	B2
P6	EX.BASS	N.B.	ECHO	O.T.T.	EQ.ON	P32	B10	B11	B11	B11
P7	<	>	>	>	>	P33	B20	B20	B20	B20
P8	-	-	-	-	MHz	P30	B29	B29	B29	B29
P9	-	-	-	-	kHz	B1	B1	B1	B1	B1
P10	-	-	-	-	dB	P31	B10	B10	B10	B10
P11	-	-	-	-	-	P29	B19	B19	B19	B19
P12	-	-	-	-	-	REPEAT	B28	B28	B28	B28
P13	1a	1a	1a	1a	1a	C1	B9	-	-	C1
P14	1b	1b	1b	1b	1b	B16	B31	B31	B31	B31
P15	1k	1k	1k	1k	1k	B22	B22	B22	B22	B22
P16	1j	1j	1j	1j	1j	1 2 3 C1	B13	B13	B13	B13
P17	1h	1h	1h	1h	1h	B4	B17	B4	B4	B4
P18	1f	1f	1f	1f	1f	(1)	B32	B32	B32	B32
P19	1g	1g	1g	1g	1g	(2)	B8	B23	B23	B23
P20	1m	1m	1m	1m	1m	(3)	B14	B14	B14	B14
P21	1c	1c	1c	1c	1c	(1)	B5	B5	B5	B5
P22	1n	1n	1n	1n	1n	(1)	B18	B33	B33	B33
P23	1r	1r	1r	1r	1r	(2)	B7	B24	B24	B24
P24	1p	1p	1p	1p	1p	(3)	B15	B15	B15	B15
P25	1e	1e	1e	1e	1e	B6	B19	B6	B6	B6
P26	1d	1d	1d	1d	1d	V1	B20	B34	B34	B34
P27	-	-	-	-	-	P27 (.)	V2	B6	B25	B25
P28	-	-	-	-	-	P28 (.)	V3	B5	B16	B16
P29	2a	2a	2a	2a	2a	B7	B7	B7	B7	B7
P30	2b	2b	2b	2b	2b	V4	B4	B35	B35	B35
P31	2k	2k	2k	2k	2k	V5	B21	B26	B26	B26
P32	2j	2j	2j	2j	2j	DUBBING	B3	B17	B17	B17
P33	2h	2h	2h	2h	2h	B8	B2	B8	B8	B8
P34	2f	2f	2f	2f	2f	V12	B1	B36	B36	B36
P35	2g	2g	2g	2g	2g	V6	B22	B27	B27	B27
P36	2m	2m	2m	2m	2m	V11	B23	B18	B18	B18
P37	2c	2c	2c	2c	2c	B9	B24	B9	B9	B9
P38	2n	2n	2n	2n	2n	V7	REV MODE	B	B	B
P39	2r	2r	2r	2r	2r	V8	(1)	B	B	A
P40	2p	2p	2p	2p	2p	V9	(1)	<	<	<
P41	2e	2e	2e	2e	2e	V10	(1)	>	>	>
P42	2d	2d	2d	2d	2d	O.T.E.	(1)	(1)	(1)	(1)

CAUTION: For continued safety, replace safety critical components only with manufacturer's recommended parts (refer to parts list). Δ indicates safety critical components. For continued protection against risk of fire, replace only with same type and rating fuse(s). To reduce the risk of electric shock, leakage-current or resistance measurements shall be carried out (exposed parts are acceptably insulated from the supply circuit) before the appliance is returned to the customer.

The DC voltage is an actual reading measured with a high impedance type voltmeter as the AM/FM signal generator is specified to the conditions as shown in the list below. The measurement value may vary depending on the measuring instruments used or on the product. The value shown in () is actual reading measured in the AM made.

- IC1 : *
- IC2 : BA3834S
- IC3 : S-806D-Z
- IC5 : NUJ3714G
- Q1,3-12 : 2SC4081
- Q13-20 : 2SA1576A(R,S) or 2SB1218A(Q,R)

- D1,8-11,14-21,26-45,48,52-57 : 1SS131 or HSS104A
- D12,46,47 : B30-2494-05
- D13 : MTZJ6.8(B) or UZ-6.8BSB
- D49-51 : B30-2468-05
- ED1 : F2P10HMW6R
- A1 : W02-2561-05



RXD-790/V860/V890(K) (8/8)

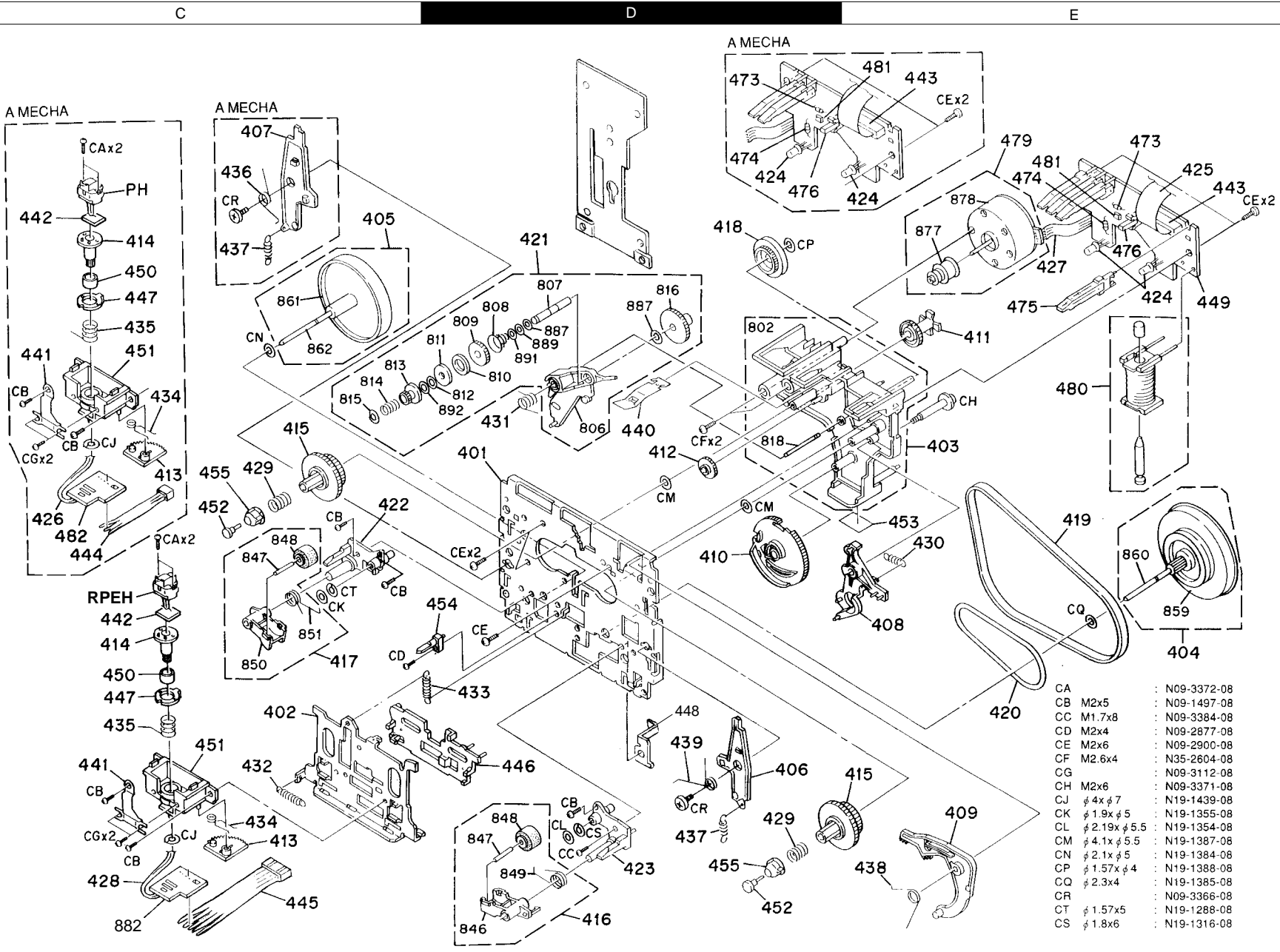
Y39-2600-20

RXD-790/V860/V890

KENWOOD

RXD-790/V/860/V/890

EXPLODED VIEW (CASSETTE DECK MECHANISM)



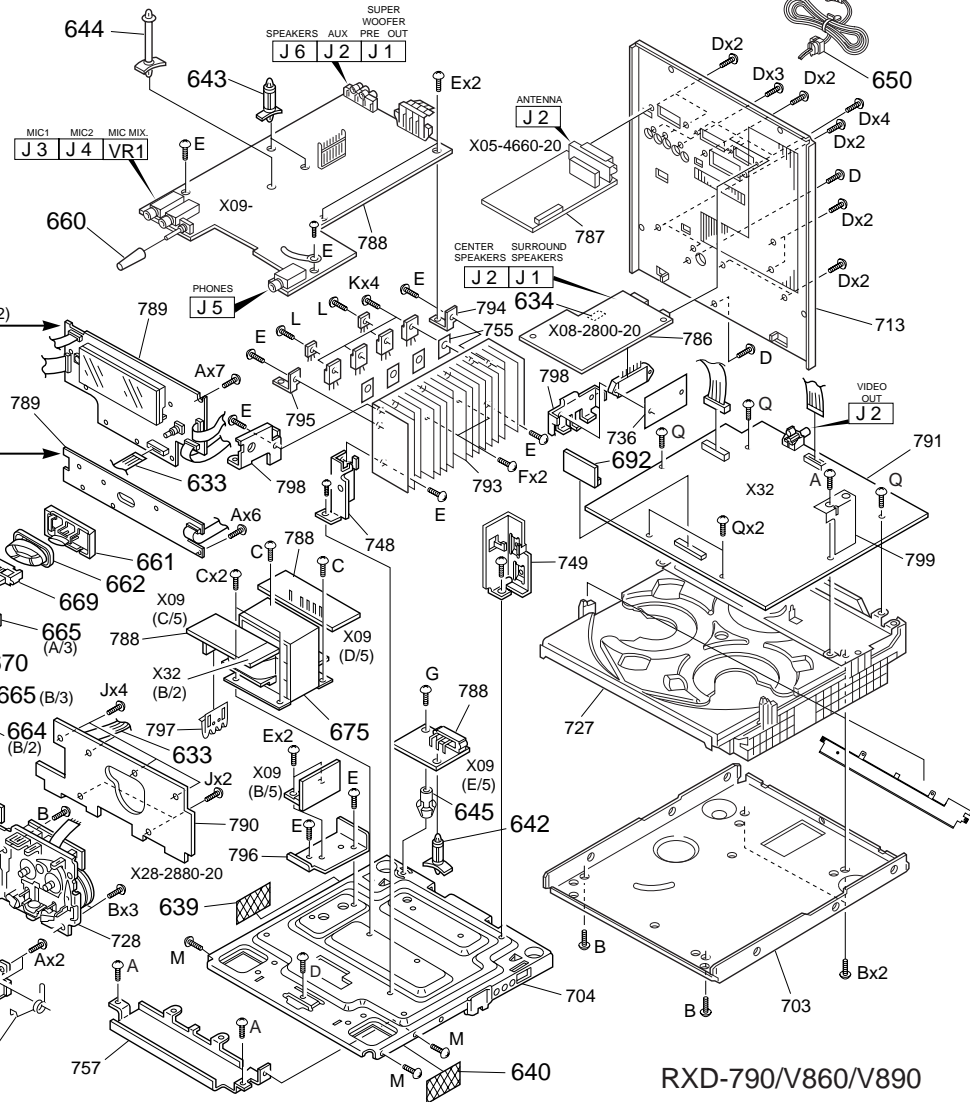
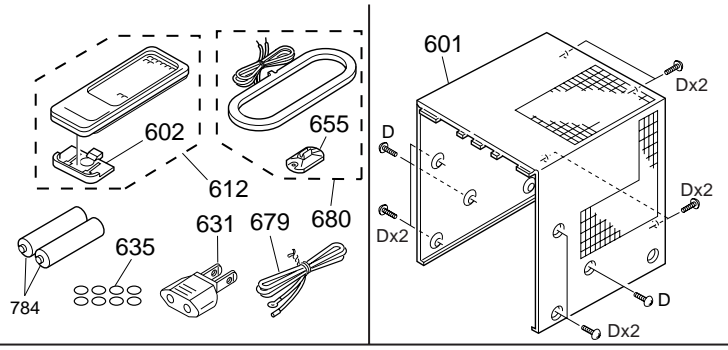
CA	:	N09-3372-08
CB	M2x5	N09-1497-08
CC	M1.7x8	N09-3384-08
CD	M2x4	N09-2877-08
CE	M2x6	N09-2900-08
CF	M2.6x4	N35-2604-08
CG		N09-3112-08
CH	M2x6	N09-3371-08
CJ	φ 4x φ 7	N19-1439-08
CK	φ 1.9x φ 5	N19-1355-08
CL	φ 2.19x φ 5.5	N19-1354-08
CM	φ 4.1x φ 5.5	N19-1387-08
CN	φ 2.1x φ 5	N19-1384-08
CP	φ 1.57x φ 4	N19-1388-08
CQ	φ 2.3x4	N19-1385-08
CR		N09-3366-08
CT	φ 1.57x5	N19-1288-08
CS	φ 1.8x6	N19-1316-08

Parts with exploded numbers larger than 700 are not supplied.

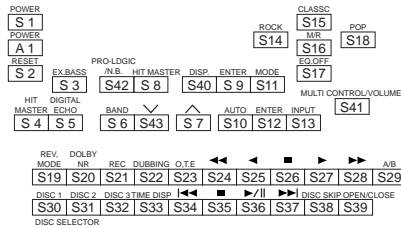
F

G

H



- A ø2.6x8 : N82-2608-46
- B ø3x8 : N82-3008-46
- C M4x6 : N86-4006-46
- D ø3x8(BLK) : N89-3008-45
- E ø3x8 : N89-3008-46
- F ø3x18 : N89-3018-46
- G ø3x30 : N89-3030-46
- J ø2x6 : N09-2900-08
- K ø3x14 : N09-2907-05
- L ø3x12 : N09-0333-05
- M ø3x8 : N09-1445-05
- P ø2.6x8 : N82-2608-45
- Q ø2.6x8 : N89-2608-46
- R ø3x6 : N89-3006-46
- S ø3x12 : N89-3012-46



RXD-790/V860/V890

EXPLODED VIEW (UNIT)

RXD-790/V860/V890

* New Parts
Parts without **Parts No.** are not supplied.
Les articles non mentionnés dans le **Parts No.** ne sont pas fournis.
Teile ohne **Parts No.** werden nicht geliefert.

①

Ref. No	Add-ress	New Parts	Parts No.	Description	Desti-nation	Re-marks
RXD-790/V860/V890						
601	1F	*	A01-3532-01	METALLIC CABINET		
602	1F		A09-0380-08	BATTERY COVER		
606	2F	*	A29-0879-12	PANEL (CD) RXD-V860/V890		2,3
606	2F	*	A29-0894-02	PANEL (CD) RXD-790		1
607	2F		A53-1963-12	CASSETTE HOLDER		
608	2F		A53-1964-12	CASSETTE HOLDER		
609	2F	*	A53-2019-12	CASSETTE LID		
610	2F	*	A53-2020-12	CASSETTE LID		
611	2F	*	A60-1243-11	PANEL RXD-V860	MI	2
611	2F	*	A60-1244-11	PANEL RXD-V860	V	2
611	2F	*	A60-1245-11	PANEL RXD-790		1
611	2F	*	A60-1246-11	PANEL RXD-V890	MI	3
611	2F	*	A60-1247-11	PANEL RXD-V890	V	3
612	1F	*	A70-1160-05	REMOTE CONTROL ASSY RXD-790		1
612	1F	*	A70-1161-05	REMOTE CONTROL ASSY RXD-V860		2
612	1F	*	A70-1162-05	REMOTE CONTROL ASSY RXD-V890		3
617	2F	*	B10-2390-02	FRONT GLASS RXD-V860		2
617	2F	*	B10-2391-02	FRONT GLASS RXD-790		1
617	2F	*	B10-2393-02	FRONT GLASS RXD-V890		3
618	2F		B10-2282-12	FRONT GLASS		
619	2F		B10-2283-12	FRONT GLASS		
620	2G	*	B19-1578-03	LIGHTING BOARD RXD-V860		2
620	2G	*	B19-1579-03	LIGHTING BOARD RXD-790/V890		1,3
621	2F		B19-1563-13	LIGHTING BOARD CD MAIN		
-	-		B46-0096-53	WARRANTY CARD	X	
-	-		B46-0328-03	WARRANTY CARD	K	
-	-		B46-0333-03	WARRANTY CARD	H	
-	-	*	B46-0392-03	WARRANTY CARD	V	
-	-		B58-0964-13	CAUTION CARD (UL)	K	
-	-	*	B58-0965-13	CAUTION CARD (T,XtypePL)	X	
-	-	*	B58-0966-13	CAUTION CARD (ELMtypepl)	MI	
-	-		B58-1537-13	CAUTION CARD	V	
-	-	*	B58-1546-03	CAUTION CARD	V	
-	-	*	B58-1569-04	CAUTION CARD		
-	-	*	B60-3445-00	INST MANUAL(ENG1)RXD-V860/V890	MI	2,3
-	-	*	B60-3446-00	INST MANUAL(ENG3)RXD-790	MIXK	1
-	-		B60-3447-00	INST MANUAL(FREN)RXD-790	K	1
-	-	*	B60-3448-00	INST MANUAL(SPAN)RXD-V860/V890	M	2,3
-	-	*	B60-3449-00	INST MANUAL(SPAN)RXD-790	MI	1
-	-	*	B60-3450-00	INST MANUAL(TAIW)RXD-V860/V890	MI	2,3
-	-	*	B60-3451-00	INST MANUAL(TAIW)RXD-790	MI	1
-	-		B60-3452-00	INST MANUAL(CHIN)RXD-V860/V890	V	2,3
-	-	*	B60-3453-00	INST MANUAL(TAIW)RXD-790	H	1
626	2F		D39-0326-05	DAMPER		
631	1F		E03-0115-05	AC PLUG ADAPTER	MI	
632	1H		E30-2592-15	AC POWER CORD	MI	
632	1H		E30-2650-05	AC POWER CORD	K	
632	1H		E30-2717-05	AC POWER CORD	X	
632	1H		E30-2824-15	AC POWER CORD	V	
632	1H		E30-2845-05	AC POWER CORD	H	
633	1G,2G		E35-1760-05	FLAT CABLE		
634	1H		G11-2067-04	CUSHION RXD-V890		3

L : Scandinavia K : USA P : Canada R : Mexico 1 : RXD-790 2 : RXD-V860
Y : PX(Far East, Hawaii) T : Europe E : Europe G : Germany 3 : RXD-V890
Y : AAFES(Europe) X : Australia M : Other Areas

△ indicates safety critical components.

* New Parts
Parts without **Parts No.** are not supplied.
Les articles non mentionnés dans le **Parts No.** ne sont pas fournis.
Teile ohne **Parts No.** werden nicht geliefert.

②

Ref. No	Add-ress	New Parts	Parts No.	Description	Desti-nation	Re-marks
634	1H	*	G11-2376-04	CUSHION RXD-790		1
635	1F		G11-2345-04	CUSHION		
637	2G		G01-4018-04	TORSION COIL SPRING		
638	2G		G01-4019-04	TORSION COIL SPRING		
639	2G		G10-0451-04	NON-WOVEN FABRIC		
640	2F		G10-0452-04	NON-WOVEN FABRIC		
-	-		H10-7248-12	POLYSTYRENE FOAMED FIXTURE		
-	-		H10-7249-22	POLYSTYRENE FOAMED FIXTURE		
-	-		H13-0086-04	CARTON BOARD		
-	-		H25-0632-24	PROTECTION BAG		
-	-		H25-1536-04	PROTECTION BAG	XKHV	
-	-		H25-1611-04	PROTECTION BAG	MI	
-	-	*	H50-2595-04	ITEM CARTON CASE RXD-V890	MI	3
-	-	*	H50-2596-14	ITEM CARTON CASE RXD-V890	V	3
-	-	*	H50-2597-04	ITEM CARTON CASE RXD-V860	MI	2
-	-	*	H50-2598-14	ITEM CARTON CASE RXD-V860	V	2
-	-		H50-2599-04	ITEM CARTON CASE RXD-790	XKH	1
-	-	*	H50-2600-04	ITEM CARTON CASE RXD-790	MI	1
642	2H		J19-3325-05	UNIT HOLDER	MI	
643	1G		J19-3329-05	UNIT HOLDER		
644	1H		J19-3385-05	UNIT HOLDER RXD-790/V890		2,3
645	2H		J19-3753-04	UNIT HOLDER	MI	
△ 650	1H		J42-0083-05	POWER CORD BUSHING		
651	2F		J52-0039-05	PUSH LATCH		
-	-		J61-0039-05	WIRE BAND RXD-790/V890		1,3
-	-		J61-0307-05	WIRE BAND		
659	2F	*	K29-6861-04	KNOB MULTI CONTROL		
660	1G	*	K29-6862-04	KNOB MIC VOLUME		
661	2G	*	K29-6863-03	KNOB MANUAL/REFERENCE		
662	2G	*	K29-6864-03	KNOB EQ		
663	2G	*	K29-6759-12	KNOB RECEIVER MAIN		
664	2G	*	K29-6865-02	KNOB CD MAIN		
665	2G	*	K29-6832-13	KNOB INP A/B SKIP		
667	2G	*	K29-6867-03	KNOB POWER	MIXHV	
667	2G	*	K29-6868-03	KNOB POWER K ONLY	K	
669	2G	*	K29-6762-12	KNOB RXD-V860		
669	2G	*	K29-6763-13	KNOB RXD-790/V890		1,3
670	2G	*	K29-6866-02	KNOB CASSETTE MAIN		
△ 675	2G	*	L07-2403-05	POWER TRANSFORM RXD-V860	MI	2
△ 675	2G	*	L07-2404-05	POWER TRANSFORM RXD-V860	V	2
△ 675	2G	*	L07-2405-05	POWER TRANSFORM RXD-790	MI	1
△ 675	2G	*	L07-2406-05	POWER TRANSFORMER -790	X	1
△ 675	2G	*	L07-2407-05	POWER TRANSFORMER -790	K	1
△ 675	2G	*	L07-2408-05	POWER TRANSFORM RXD-V890	MI	3
△ 675	2G	*	L07-2409-05	POWER TRANSFORM RXD-V890	V	3
△ 675	2G	*	L07-2410-05	POWER TRANSFORMER -790	H	1
679	1F		T90-0801-05	LEAD WIRE ANTENNA		
680	1F		T90-0820-05	LOOP ANTENNA		
692		*	W02-2618-05	ELECTRIC CIRCUIT RXD-V860/V890		2,3
TUNER UNIT (X05-466X-XX)						
C1	.2		CK73FB1H103K	CHIP C	0.010UF	
C3			CC73FCH1H040C	CHIP C	4.0PF	K

L : Scandinavia K : USA P : Canada R : Mexico 1 : RXD-790 2 : RXD-V860
Y : PX(Far East, Hawaii) T : Europe E : Europe G : Germany 3 : RXD-V890
Y : AAFES(Europe) X : Australia M : Other Areas

△ indicates safety critical components.

* New Parts
 Parts without **Parts No.** are not supplied.
 Les articles non mentionnes dans le **Parts No.** ne sont pas fournis.
 Teile ohne **Parts No.** werden nicht geliefert.



Ref. No	Add-ress	New Parts	Parts No.	Description	Desti-nation	Re-marks
C5			CK73FB1H222K	CHIP C 2200PF K		
C7			CK73FB1H102K	CHIP C 1000PF K		
C8			CK73FB1H103K	CHIP C 0.010UF K		
C9			CE04LW1C100M	ELECTRO 10UF 16WV		
C10			CK73FB1H473K	CHIP C 0.047UF K		
C11			CE04LW1H010M	ELECTRO 1.0UF 50WV		
C12			CE04LW1H2R2M	ELECTRO 2.2UF 50WV		
C13			CK73FB1H102K	CHIP C 1000PF K		
C14			CE04LW1H010M	ELECTRO 1.0UF 50WV		
C15			CC73FCH1H220J	CHIP C 22PF J		
C16			CE04LW1C100M	ELECTRO 10UF 16WV		
C17			CK73FB1H562K	CHIP C 5600PF K		
C18			CK73FB1H102K	CHIP C 1000PF K		
C19			CE04HW1E4R7M	NP-ELEC 4.7UF 25WV		
C20			CK73FB1E104K	CHIP C 0.10UF K		
C21 ,22			CQ93FMG1H123J	MYLAR 0.012UF J	MIXV	
C21 ,22			CQ93FMG1H183J	MYLAR 0.018UF J	KH	
C23			CE04LW1H010M	ELECTRO 1.0UF 50WV		
C25			CE04LW1C100M	ELECTRO 10UF 16WV		
C26			CE04LW1C470M	ELECTRO 47UF 16WV		
C27			CE04LW1H010M	ELECTRO 1.0UF 50WV		
C28			CQ93FMG1H223J	MYLAR 0.022UF J		
C29			CE04LW1H2R2M	ELECTRO 2.2UF 50WV		
C30			CE04LW1C101M	ELECTRO 100UF 16WV		
C31			CE04LW1A470M	ELECTRO 47UF 10WV		
C32			CK73FB1H103K	CHIP C 0.010UF K		
C33			CC73FSL1H101J	CHIP C 100PF J		
C34 ,35			CK73FB1H102K	CHIP C 1000PF K		
C36			CC73FCH1H270J	CHIP C 27PF J		
C37			CC73FCH1H220J	CHIP C 22PF J		
C38			CK73FB1H471K	CHIP C 470PF K		
C52			CC73FCH1H470J	CHIP C 47PF J		
C57 ,58			CE04LW1H010M	ELECTRO 1.0UF 50WV		
C61 ,62			CQ93FMG1H562J	MYLAR 5600PF J	MIV	
C63			CC73FCH1H220J	CHIP C 22PF J		
C64			CK73FB1H473K	CHIP C 0.047UF K		
CN1			E40-8052-05	SOCKET FOR PIN ASSY		
J1			E20-0476-05	LOCK TERMINAL BOARD(4P)		
J1			E70-0051-05	LOCK TERMINAL BOARD		
CF1 ,2			L72-0531-05	CERAMIC FILTER		
CF3			L72-0593-05	CERAMIC FILTER		
L1			L39-1348-05	COMBINATION COIL		
L2			L30-0911-05	AM IFT		
L3 ,4			L40-1091-17	SMALL FIXED INDUCTOR(1UH)		
X1			L77-1122-05	CRYSTAL RESONATOR(7.2MHZ)		
X2			L78-0637-05	RESONATOR (456KHZ)		
R1			RK73FB2A332J	CHIP R 3.3K J 1/10W		
R2			RK73FB2A681J	CHIP R 680 J 1/10W		
R3			RK73FB2A5R6J	CHIP R 5.6 J 1/10W		
R4 ,5			RK73FB2A331J	CHIP R 330 J 1/10W		
R6			RK73FB2A101J	CHIP R 100 J 1/10W		
R7			RK73FB2A473J	CHIP R 47K J 1/10W		
R8			RK73FB2A331J	CHIP R 330 J 1/10W		

L : Scandinavia K : USA P : Canada R : Mexico 1 : RXD-790 2 : RXD-V860
 Y : PX(Far East, Hawaii) T : Europe E : Europe G : Germany 3 : RXD-V890
 Y : AAFES(Europe) X : Australia M : Other Areas

⚠ indicates safety critical components.

* New Parts
 Parts without **Parts No.** are not supplied.
 Les articles non mentionnes dans le **Parts No.** ne sont pas fournis.
 Teile ohne **Parts No.** werden nicht geliefert.



Ref. No	Add-ress	New Parts	Parts No.	Description	Desti-nation	Re-marks
R13			RK73FB2A333J	CHIP R 33K J 1/10W		
R15 ,16			RK73FB2A224J	CHIP R 220K J 1/10W		
R17			RK73FB2A271J	CHIP R 270 J 1/10W		
R18			RK73FB2A302J	CHIP R 3.0K J 1/10W		
R19			RK73FB2A822J	CHIP R 8.2K J 1/10W		
R21 -23			RK73FB2A102J	CHIP R 1.0K J 1/10W		
R24			RK73FB2A562J	CHIP R 5.6K J 1/10W		
R25			RD14NB2E101J	RD 100 J 1/4W		
R26			RD14NB2E561J	RD 560 J 1/4W		
R27			RK73FB2A102J	CHIP R 1.0K J 1/10W		
R28			RK73FB2A103J	CHIP R 10K J 1/10W		
R29 ,30			RK73FB2A102J	CHIP R 1.0K J 1/10W		
R31			RK73FB2A103J	CHIP R 10K J 1/10W		
R32			RK73FB2A122J	CHIP R 1.2K J 1/10W		
R33			RK73FB2A123J	CHIP R 12K J 1/10W		
R41			RS14KB3A181J	FL-PROOF RS 180 J 1W		
R42			RD14NB2E820J	RD 82 J 1/4W		
R43			RD14NB2E221J	RD 220 J 1/4W		
R44			RK73FB2A101J	CHIP R 100 J 1/10W		
R46			RK73FB2A104J	CHIP R 100K J 1/10W		
R47			RK73FB2A153J	CHIP R 15K J 1/10W		
R48			RK73FB2A473J	CHIP R 47K J 1/10W	XKH	
R48 ,49			RK73FB2A473J	CHIP R 47K J 1/10W	MIV	
R50			RK73FB2A471J	CHIP R 470 J 1/10W	MIV	
R73 ,74			RK73FB2A332J	CHIP R 3.3K J 1/10W		
W101-106			R92-0670-05	CHIP R 0 OHM		
W108,109			R92-0670-05	CHIP R 0 OHM	XKH	
W111-114			R92-0670-05	CHIP R 0 OHM	MIV	
W111-119			R92-0670-05	CHIP R 0 OHM	XKH	
W117,118			R92-0670-05	CHIP R 0 OHM		
W203-208			R92-0679-05	CHIP R 0 OHM		
W210,211			R92-0679-05	CHIP R 0 OHM		
D1 ,2			HSS104	DIODE		
D1 ,2			1SS133	DIODE		
D3 ,4			MTZJ5.1(B)	ZENER DIODE		
D3 ,4			UZ-5.1BSB	ZENER DIODE		
D8			HSS104	DIODE		
D8			1SS133	DIODE		
D10			MA111	DIODE		
IC1			LA1832	ANALOGUE IC		
IC2			LC72131	MOS-IC		
Q1			2SC2714(R,O)	TRANSISTOR		
Q3			2SA1576A(R,S)	TRANSISTOR		
Q3			2SB1218A(Q,R)	TRANSISTOR		
Q5			2SC4081(R,S)	TRANSISTOR		
Q5			2SD1819A(Q,R)	TRANSISTOR		
Q9 ,10			2SC4081(R,S)	TRANSISTOR	MIV	
Q9 ,10			2SD1819A(Q,R)	TRANSISTOR	MIV	
A1			W02-2608-05	FM FRONT-END ASSY		
SURROUND UNIT (X08-28XX-XX) : RXD-790/V890						
C1 ,2			CE04LW1H010M	ELECTRO 1.0UF 50WV		

L : Scandinavia K : USA P : Canada R : Mexico 1 : RXD-790 2 : RXD-V860
 Y : PX(Far East, Hawaii) T : Europe E : Europe G : Germany 3 : RXD-V890
 Y : AAFES(Europe) X : Australia M : Other Areas

⚠ indicates safety critical components.

PARTS LIST

RXD-790/V860/V890

* New Parts
Parts without **Parts No.** are not supplied.
Les articles non mentionnés dans le **Parts No.** ne sont pas fournis.
Teile ohne **Parts No.** werden nicht geliefert.

5

Ref. No	Add-ress	New Parts	Parts No.	Description	Desti-nation	Re-marks
C3 ,4			CE04LW1H100M	ELECTRO 10UF 50WV		
C5			C90-3757-05	ALUMINUM ELECTROLYTIC C.		
C6			CE04LW1A101M	ELECTRO 100UF 10WV		
C7			CE04LW1C470M	ELECTRO 47UF 16WV		
C8		*	C90-3758-05	ALUMINUM ELECTROLYTIC C.		
C9 -11			CC45FSL1H681J	CERAMIC 680PF J		
C12			CF92FV1H104J	MF-C 0.10UF J		
C13 ,14		*	C90-3300-05	ELECTRO 10UF 35WV		
C15			CQ93FMG1H104J	MYLAR 0.10UF J		
C16		*	C90-3759-05	ALUMINUM ELECTROLYTIC C.		
C17 ,18			CQ93FMG1H392J	MYLAR 3900PF J		
C19 ,20		*	C90-3299-05	ELECTRO 4.7UF 35WV		
C21 ,22			CK45FB1H391K	CERAMIC 390PF K		
C23 ,24		*	C90-3279-05	ELECTRO 3.3UF 16WV		
C25			CE04LW1H221M	ELECTRO 220UF 50WV		
C26		*	C90-3324-05	ALUMINUM ELECTROLYTIC C.		
C27 ,28			CQ93FMG1H103J	MYLAR 0.010UF J		
C29		*	C90-3299-05	ELECTRO 4.7UF 35WV		
C30		*	C90-3271-05	ELECTRO 220UF 10WV		
C31 ,32			CQ93FMG1H104J	MYLAR 0.10UF J		
C37			CQ93FMG1H104J	MYLAR 0.10UF J		
C38		*	C90-3282-05	ELECTRO 220UF 16WV		
C39			CQ93FMG1H333J	MYLAR 0.033UF J		
C40			CQ93FMG1H332J	MYLAR 3300PF J		
C41			CQ93FMG1H333J	MYLAR 0.033UF J		
C42		*	C90-3282-05	ELECTRO 220UF 16WV		
C43			CK45FB1H681K	CERAMIC 680PF K		
C44		*	C90-3756-05	ALUMINUM ELECTROLYTIC C.		
C45			CF92FV1H104J	MF-C 0.10UF J		
C46 -48			CC45FSL1H101J	CERAMIC 100PF J		
C49			CQ93FMG1H681J	MYLAR 680PF J		
C50		*	C90-3757-05	ALUMINUM ELECTROLYTIC C.		
C51		*	C90-3759-05	ALUMINUM ELECTROLYTIC C.		
C52			CF92FV1H104J	MF-C 0.10UF J		
C53			CQ93FMG1H104J	MYLAR 0.10UF J		
C54		*	C90-3314-05	ELECTRO 0.47UF 50WV		
C55		*	C90-3299-05	ELECTRO 4.7UF 35WV		
C56		*	C90-3757-05	ALUMINUM ELECTROLYTIC C.		
C57		*	C90-3299-05	ELECTRO 4.7UF 35WV		
C58			CF92FV1H154J	MF-C 0.15UF J		
C59		*	C90-3317-05	ELECTRO 3.3UF 50WV		
C60 ,61			CF92FV1H154J	MF-C 0.15UF J		
C62		*	C90-3317-05	ELECTRO 3.3UF 50WV		
C63			CF92FV1H154J	MF-C 0.15UF J		
C64		*	C90-3299-05	ELECTRO 4.7UF 35WV		
C65		*	C90-3314-05	ELECTRO 0.47UF 50WV		
C66		*	C90-3299-05	ELECTRO 4.7UF 35WV		
C67			CE04LW1HR47M	ELECTRO 0.47UF 50WV		
C68 ,69			CQ93FMG1H104J	MYLAR 0.10UF J		
C70			CE04LW1C221M	ELECTRO 220UF 16WV		
C71 -74			CE04LW1H100M	ELECTRO 10UF 50WV		
C75			CE04LW1C221M	ELECTRO 220UF 16WV		
C76			CQ93FMG1H473J	MYLAR 0.047UF J		
C77			CQ93FMG1H223J	MYLAR 0.022UF J		
C78 ,79		*	C90-3746-05	ALUMINUM ELECTROLYTIC C.		

L : Scandinavia K : USA P : Canada R : Mexico 1 : RXD-790 2 : RXD-V860
Y : PX(Far East, Hawaii) T : Europe E : Europe G : Germany 3 : RXD-V890
Y : AAFES(Europe) X : Australia M : Other Areas

△ indicates safety critical components.

* New Parts
Parts without **Parts No.** are not supplied.
Les articles non mentionnés dans le **Parts No.** ne sont pas fournis.
Teile ohne **Parts No.** werden nicht geliefert.

5

Ref. No	Add-ress	New Parts	Parts No.	Description	Desti-nation	Re-marks
C80		*	C90-3314-05	ELECTRO 0.47UF 50WV		
C81			CE04LW1H100M	ELECTRO 10UF 50WV		
C82			CQ93FMG1H104J	MYLAR 0.10UF J		
C83			CE04LW1C101M	ELECTRO 100UF 16WV		
C84			CK45FF1H103Z	CERAMIC 0.010UF Z		
C85			CE04LW1H100M	ELECTRO 10UF 50WV		
C86			CQ93FMG1H104J	MYLAR 0.10UF J		
C87			CE04LW1C101M	ELECTRO 100UF 16WV		
C88			CQ93FMG1H103J	MYLAR 0.010UF J		
C89 -92			CE04LW1V47M	ELECTRO 4.7UF 35WV		
C93 ,94		*	C90-3319-05	ALUMINUM ELECTROLYTIC C.		
C97 -100			CE04LW1V47M	ELECTRO 4.7UF 35WV		
C101		*	C90-3280-05	ALUMINUM ELECTROLYTIC C.		
C102		*	C90-3300-05	ELECTRO 10UF 35WV		
C103,104		*	C91-1567-05	MP-C 0.1UF J		
C105,106			CE04LW1C470M	ELECTRO 47UF 16WV		
C107			CK45FF1H103Z	CERAMIC 0.010UF Z		
C108		*	C90-3300-05	ELECTRO 10UF 35WV		
CN1			E40-4296-05	FLAT CABLE CONNECTOR		
J1			E70-0057-05	LOCK TERMINAL BOARD		
J2			E70-0054-05	LOCK TERMINAL BOARD		
-			J61-0307-05	WIRE BAND		
X1			L78-0290-05	RESONATOR (8MHZ)		
R7			RD14NB2E2R2J	RD 2.2 J 1/4W		
R8			RD14NB2E3R3J	RD 3.3 J 1/4W		
R27			RD14NB2E470J	RD 47 J 1/4W		
R28			RD14NB2E220J	RD 22 J 1/4W		
R31 ,32			RS14KB3DR22J	FL-PROOF RS 0.22 J 2W		
R33 ,34			RS14KB3D4R7J	FL-PROOF RS 4.7 J 2W		
R46		△	RS14KB3D221J	FL-PROOF RS 220 J 2W		
R55		△	RS14KB3D392J	FL-PROOF RS 3.9K J 2W		
R85		△	RS14KB3D221J	FL-PROOF RS 220 J 2W		
R86		△	RD14BB2C222J	RD 2.2K J 1/6W		
K1		△	S76-0060-05	MAGNETIC RELAY		
K2			S76-0062-05	MAGNETIC RELAY		
D1			MTZJ10(B)	ZENER DIODE		
D1			UZ-10BSB	ZENER DIODE		
D2			MTZJ5.6(B)	ZENER DIODE		
D2			UZ-5.6BSB	ZENER DIODE		
D3 ,4			HSS104A	DIODE		
D3 ,4		△	1SS131	DIODE		
D5		△	D3SBA20F03	DIODE		
D5			RBV-402LFA	DIODE		
D6			MTZJ3.9(B)	ZENER DIODE		
D6			UZ-3.9BSB	ZENER DIODE		
D7			MTZJ6.2(B)	ZENER DIODE		
D7			UZ-6.2BSB	ZENER DIODE		
D8 -11			HSS104A	DIODE		
D8 -11			1SS131	DIODE		
D12			MTZJ5.1(B)	ZENER DIODE		
D12			UZ-5.1BSB	ZENER DIODE		
D13			HSS104A	DIODE		

L : Scandinavia K : USA P : Canada R : Mexico 1 : RXD-790 2 : RXD-V860
Y : PX(Far East, Hawaii) T : Europe E : Europe G : Germany 3 : RXD-V890
Y : AAFES(Europe) X : Australia M : Other Areas

△ indicates safety critical components.

PARTS LIST

RXD-790/V860/V890

* New Parts

Parts without **Parts No.** are not supplied.
Les articles non mentionnés dans le **Parts No.** ne sont pas fournis.
Teile ohne **Parts No.** werden nicht geliefert.



Ref. No	Add-ress	New Parts	Parts No.	Description	Desti-nation	Re-marks
D13			1SS131	DIODE		
D14			HSS104	DIODE		
D14			1SS133	DIODE		
IC1			LA2786	ANALOGUE IC		
IC2			LV1016	DI BI-POLAR IC		
IC3			NJM4565L-D	ANALOGUE IC		
IC4			LC7536	ANALOGUE IC		
IC5			NJM4565L-D	ANALOGUE IC		
IC6			STK499-070	HYBRID IC		
IC7			BU4052BC	MOS-IC		
Q1 ,2			2SC2878(B)	TRANSISTOR		
Q3 ,4			2SC3940A(R,S)	TRANSISTOR		
Q3 ,4			2SD863(E,F)	TRANSISTOR		
Q5			2SC2003(L,K)	TRANSISTOR		
Q6			2SA1175(F,E)	TRANSISTOR		
Q6			2SA933AS(Q,R)	TRANSISTOR		
Q7			DTC124ESA	DIGITAL TRANSISTOR		
Q7			UN4212	DIGITAL TRANSISTOR		
Q9 ,10			2SC2878(B)	TRANSISTOR		
Q11 -14			2SC1845(F,E)	TRANSISTOR		
Q15			2SA992(F,E)	TRANSISTOR		
Q16			2SC2003(L,K)	TRANSISTOR		
Q17			2SC1740S(Q,R)	TRANSISTOR		
Q17			2SC2785(F,E)	TRANSISTOR		
Q18			DTA124ESA	DIGITAL TRANSISTOR		
Q18			UN4112	DIGITAL TRANSISTOR		
AUDIO UNIT (X09-472X-XX) : RXD-790/V890						
C1 ,2			CK45FB1H471K	CERAMIC 470PF K		
C5 ,6			CE04LW1H0R1M	ELECTRO 0.1UF 50WV		
C7			CE04LW1C100M	ELECTRO 10UF 16WV		
C8			C90-3225-05	ELECTRO 10UF 16WV		
C9 ,10			CE04LW1H010M	ELECTRO 1.0UF 50WV		
C11 ,12			CE04LW1C470M	ELECTRO 47UF 16WV		
C13 ,14			CE04LW1C100M	ELECTRO 10UF 16WV		
C15 -20			CE04LW1H010M	ELECTRO 1.0UF 50WV		
C21 ,22			CK45FF1H223Z	CERAMIC 0.022UF Z		
C23 ,24			C91-1560-05	METALIZED POLYESTER FILM C.		
C25 ,26			CK45FB1H222K	CERAMIC 2200PF K		
C27 ,28			CQ93FMG1H683J	MYLAR 0.068UF J		
C29 ,30			CQ93FMG1H682J	MYLAR 6800PF J		
C31 -34			CE04LW1H100M	ELECTRO 10UF 50WV		
C35 -38			CF92FV1H124J	MF-C 0.12UF J		
C39 ,40			CE04LW1H010M	ELECTRO 1.0UF 50WV		
C41 ,42			CE04LW1H2R2M	ELECTRO 2.2UF 50WV		
C43 ,44			CE04LW1H100M	ELECTRO 10UF 50WV		
C45 ,46			CK45FB1H102K	CERAMIC 1000PF K		
C47 ,48			CC45FSL1H470J	CERAMIC 47PF J		
C49 ,50			CE04LW0J221M	ELECTRO 220UF 6.3WV		
C51 ,52			CK45FB1H222K	CERAMIC 2200PF K		
C53 ,54			CC45FSL1H221J	CERAMIC 220PF J		
C55 ,56			CC45FSL1H101J	CERAMIC 100PF J		
C57 ,58			C90-3320-05	ALUMINUM ELECTROLYTIC C.		
C59 ,60			C91-1551-05	METALIZED POLYESTER FILM C.		
C65 ,66			CQ93FMG1H104J	MYLAR 0.10UF J		

L : Scandinavia K : USA P : Canada R : Mexico 1 : RXD-790 2 : RXD-V860
Y : PX(Far East, Hawaii) T : Europe E : Europe G : Germany 3 : RXD-V890
Y : AAFES(Europe) X : Australia M : Other Areas

⚠ indicates safety critical components.

* New Parts

Parts without **Parts No.** are not supplied.
Les articles non mentionnés dans le **Parts No.** ne sont pas fournis.
Teile ohne **Parts No.** werden nicht geliefert.



Ref. No	Add-ress	New Parts	Parts No.	Description	Desti-nation	Re-marks
C67 ,68			CE04LW1C470M	ELECTRO 47UF 16WV		
C69 -72			CE04LW1H010M	ELECTRO 1.0UF 50WV		
C73 ,74			CE04LW1H100M	ELECTRO 10UF 50WV		
C75 ,76			C90-3225-05	ELECTRO 10UF 16WV		
C77 ,78			CC45FSL1H270J	CERAMIC 27PF J		
C96 -98			CQ93FMG1H104J	MYLAR 0.10UF J		
C99			CE04LW1H4R7M	ELECTRO 4.7UF 50WV		
C100			CK45FF1H103Z	CERAMIC 0.010UF Z		
C101			CQ93FMG1H104J	MYLAR 0.10UF J		
C102			CK45FB1H471KM	CERAMIC 470PF K		
C103,104			CQ93FMG1H104J	MYLAR 0.10UF J		
C105,106			CE04LW1HR33M	ELECTRO 0.33UF 50WV		
C107			CE04LW1HR47M	ELECTRO 0.47UF 50WV		
C108			CK45FF1H472Z	CERAMIC 4700PF Z		
C109			CK45FF1H103Z	CERAMIC 0.010UF Z		
C110			CE04LW1H010M	ELECTRO 1.0UF 50WV		
C111			CC45FSL1H560J	CERAMIC 56PF J		
C112			CQ93FMG1H823J	MYLAR 0.082UF J		
C113			CE04LW1A221M	ELECTRO 220UF 10WV		
C114			CK45FB1H471K	CERAMIC 470PF K		
C115			CE04LW1H0R1M	ELECTRO 0.1UF 50WV		
C116			C91-1549-05	MF-C 1.0UF 50WV		
C117			CC45FSL1H100DM	CERAMIC 10PF D		
C118			CK45FB1H821K	CERAMIC 820PF K		
C119			CC45FSL1H101J	CERAMIC 100PF J		
C120			CE04LW1H010M	ELECTRO 1.0UF 50WV	MIV	
C121			CK45FF1H103Z	CERAMIC 0.010UF Z	MIV	
C122			CK45FB1H222K	CERAMIC 2200PF K	MIV	
C123			C91-1551-05	METALIZED POLYESTER FILM C.	MIV	
C124,125			CE04LW1HR47M	ELECTRO 0.47UF 50WV	MIV	
C126			C91-1549-05	MF-C 1.0UF 50WV	MIV	
C127			CC45FSL1H101J	CERAMIC 100PF J	MIV	
C128			CE04LW1A470M	ELECTRO 47UF 10WV	MIV	
C129			C91-1551-05	METALIZED POLYESTER FILM C.	MIV	
C130			CK45FF1H103Z	CERAMIC 0.010UF Z	MIV	
C131			CK45FB1H222K	CERAMIC 2200PF K	MIV	
C132			CE04LW1H010M	ELECTRO 1.0UF 50WV	MIV	
C133			C90-3714-05	ALUMINUM ELECTROLYTIC C.	MIV	
C134			C90-3715-05	ELECTRO 4.7UF 35WV		
C135			CE04LW1J101M	ELECTRO 100UF 63WV		
C136			CE04KW2A2R2M	ELECTRO 2.2UF 100WV		
C137			C90-3694-05	ALUMINUM ELECTROLYTIC C.		
C138			C90-3649-05	ELECTRO 47UF 16WV		
C139			CE04LW1C470M	ELECTRO 47UF 16WV		
C140			CE04LW1V471M	ELECTRO 470UF 35WV		
C141			C90-3684-05	ALUMINUM ELECTROLYTIC C.		
C142			CE04LW1V332M	ELECTRO 3300UF 35WV		
C143,144			C90-3745-05	ALUMINUM ELECTROLYTIC C.		
C145,146			CK45FF1H103Z	CERAMIC 0.010UF Z		
C147			C90-3714-05	ALUMINUM ELECTROLYTIC C.		
C148,149			CQ93FMG1H104J	MYLAR 0.10UF J		
C150			C90-3716-05	ELECTRO 22UF 35WV		
C151			CE04LW1J221M	ELECTRO 220UF 63WV		
C152			C90-3715-05	ELECTRO 4.7UF 35WV		
C153,154			C91-1567-05	MP-C 0.1UF J		

L : Scandinavia K : USA P : Canada R : Mexico 1 : RXD-790 2 : RXD-V860
Y : PX(Far East, Hawaii) T : Europe E : Europe G : Germany 3 : RXD-V890
Y : AAFES(Europe) X : Australia M : Other Areas

⚠ indicates safety critical components.

PARTS LIST

RXD-790/V860/V890

* New Parts
Parts without **Parts No.** are not supplied.
Les articles non mentionnés dans le **Parts No.** ne sont pas fournis.
Teile ohne **Parts No.** werden nicht geliefert.

9

Ref. No	Add-ress	New Parts	Parts No.	Description	Desti-nation	Re-marks
C157			CC45FSL1H050C	CERAMIC 5.0PF C		
C158			CE04LW1H010M	ELECTRO 1.0UF 50WV	XKH	
C158,159			CE04LW1H010M	ELECTRO 1.0UF 50WV	MIV	
C163			C90-3280-05	ALUMINUM ELECTROLYTIC C.		
C164			CC45FSL1H101J	CERAMIC 100PF J		
C165			CE04LW1H2R2M	ELECTRO 2.2UF 50WV		
C166			CE04LW1A101M	ELECTRO 100UF 10WV		
C167			CE04LW1HR47M	ELECTRO 0.47UF 50WV		
C168			CE04LW1A101M	ELECTRO 100UF 10WV		
C169			CQ93FMG1H104J	MYLAR 0.10UF J		
C170			CK45FF1H103Z	CERAMIC 0.010UF Z		
CN1			E40-4808-05	PIN ASSY		
CN2			E40-8053-05	PIN ASSY		
CN3			E40-4608-05	PIN ASSY		
CN4 ,5			E40-4808-05	PIN ASSY		
CN6			E40-4607-05	PIN ASSY		
CN7			E40-4632-05	PIN ASSY		
CN18			E40-4807-05	PIN ASSY		
CN19			E40-4295-05	FLAT CABLE CONNECTOR		
J1			E63-1001-05	PHONO JACK		
J2			E63-0200-05	PHONO JACK		
J3 ,4			E11-0336-05	PHONE JACK		
J5			E11-0280-05	PHONE JACK		
J6			E70-0057-05	LOCK TERMINAL BOARD		
Δ F1 ,2			F05-4025-05	FUSE (SEMKO) (250V T4A L)	MIX	
Δ F1 ,2			F05-6029-05	FUSE (UL) (125V 6A)	K	
Δ F1 ,2			F50-0112-05	FUSE (5X20)	V	
Δ F1 ,2			F50-0117-05	FUSE (5X20)	H	
Δ F3			F05-2525-05	FUSE (SEMKO) (250V T2.5AL)	MIX	
Δ F3			F50-0073-05	FUSE(5X20)	K	
Δ F3			F50-0080-05	FUSE (5X20)	V	
Δ F3			F50-0116-05	FUSE(5X20)	H	
Δ F4			F05-3121-05	FUSE (SEMKO) (250V T3.15AL)	MI	
Δ F5			F06-2021-05	FUSE (SEMKO) (250V T2AL)	MI	
Δ F5			F50-0074-05	FUSE(5X20)	K	
Δ F7			F50-0062-05	FUSE(5X20)	K	
Δ F8 ,9			F05-4025-05	FUSE (SEMKO) (250V T4A L)	MIX	
Δ F8 ,9			F50-0077-05	FUSE(5X20)	K	
Δ F8 ,9			F50-0112-05	FUSE(5X20)	V	
Δ F8 ,9			F50-0117-05	FUSE(5X20)	H	
CN8 -13			J13-0075-05	FUSE CLIP	XKH	
CN8 -17			J13-0075-05	FUSE CLIP	MI	
CN16,17			J13-0075-05	FUSE CLIP	K	
CN20-25			J13-0075-05	FUSE CLIP	K	
CN22-25			J13-0075-05	FUSE CLIP	MIXHV	
E7 ,8			J11-0809-05	WIRE CLAMPER		
R71 -74			RD14NB2E330J	RD 33 J 1/4W		
R75 -78			RS14KB3DR22J	FL-PROOF RS 0.22 J 2W		
R83 -86			RD14NB2E681J	RD 680 J 1/4W		
R87 ,88			RD14NB2E4R7J	RD 4.7 J 1/4W		
R130			RD14NB2E101J	RD 100 J 1/4W		
Δ R159			RD14NB2E121J	RD 120 J 1/4W	MIV	
Δ R173			RD14NB2E101J	RD 100 J 1/4W		
Δ R187,188			RS14KB3D681J	FL-PROOF RS 680 J 2W		

L : Scandinavia K : USA P : Canada R : Mexico 1 : RXD-790 2 : RXD-V860
Y : PX(Far East, Hawaii) T : Europe E : Europe G : Germany 3 : RXD-V890
Y : AAFES(Europe) X : Australia M : Other Areas

Δ indicates safety critical components.

* New Parts
Parts without **Parts No.** are not supplied.
Les articles non mentionnés dans le **Parts No.** ne sont pas fournis.
Teile ohne **Parts No.** werden nicht geliefert.

10

Ref. No	Add-ress	New Parts	Parts No.	Description	Desti-nation	Re-marks
Δ R189,190			RS14KB3D102J	FL-PROOF RS 1.0K J 2W		
R191			RD14NB2E152J	RD 1.5K J 1/4W		
R193			RD14NB2E152J	RD 1.5K J 1/4W		
R194			RS14KB3D221J	FL-PROOF RS 220 J 2W		
R198			R92-1844-05	CARBON 3.3M J 1/2W	K	
R200			RD14NB2E100J	RD 10 J 1/4W		
R213			RS14KB3D121J	FL-PROOF RS 120 J 2W		
R218			RS14KB3D221J	FL-PROOF RS 220 J 2W		
Δ R224			RS14KB3D222J	FL-PROOF RS 2.2K J 2W		
Δ R225			RS14KB3D101J	FL-PROOF RS 100 J 2W		
VR1			R31-0083-05	VARIABLE RESISTOR		
Δ K1			S76-0060-05	MAGNETIC RELAY		
K2			S76-0062-05	MAGNETIC RELAY		
Δ K3			S76-0060-05	MAGNETIC RELAY		
Δ S2			S62-0001-05	SLIDE SWITCH	MI	
D1 -6			HSS104A	DIODE		
D1 -6			1SS131	DIODE		
D7			MTZJ5.1(B)	ZENER DIODE		
D7			UZ-5.1BSB	ZENER DIODE		
D8			MTZJ11(B)	ZENER DIODE		
D8			UZ-11BSB	ZENER DIODE		
D9 ,10			HSS104A	DIODE		
D9 ,10			1SS131	DIODE		
D11 ,12			MTZJ24(B)	ZENER DIODE		
D11 ,12			UZ-24BS	ZENER DIODE		
D13 -15			HSS104A	DIODE		
D13 -15			1SS131	DIODE		
D16			MTZJ6.2(B)	ZENER DIODE		
D16			UZ-6.2BSB	ZENER DIODE		
D17			MTZJ5.6(B)	ZENER DIODE		
D17			UZ-5.6BSB	ZENER DIODE		
D18 ,19			MTZJ16(B)	ZENER DIODE		
D18 ,19			UZ-16BSB	ZENER DIODE		
Δ D20			D5SBA20F03	DIODE		
Δ D20			RBV-602LFA	DIODE		
Δ D21 ,22			HSS104A	DIODE		
Δ D21 ,22			1SS131	DIODE		
D23			MTZJ5.6(B)	ZENER DIODE		
D23			UZ-5.6BSB	ZENER DIODE		
D24			HSS104A	DIODE		
D24			1SS131	DIODE		
Δ D25 -27			S5688B	DIODE		
Δ D25 -27			1SR139-400	DIODE		
Δ D28			D3SBA20F03	DIODE		
Δ D28			RBV-402LFA	DIODE		
D29 ,30			MTZJ4.7(B)	ZENER DIODE		
D29 ,30			UZ-4.7BSB	ZENER DIODE		
D31			MTZJ13(B)	ZENER DIODE		
D31			UZ-13BSB	ZENER DIODE		
D32 -44			HSS104A	DIODE		
D32 -44			1SS131	DIODE		
IC1			NJU7313AL	ANALOGUE IC		
IC2 -4			NJM4565D-D	IC(OP AMP X2)		
IC5			LC75393E	ANALOGUE IC		
IC6			NJM4565D-D	IC(OP AMP X2)		

L : Scandinavia K : USA P : Canada R : Mexico 1 : RXD-790 2 : RXD-V860
Y : PX(Far East, Hawaii) T : Europe E : Europe G : Germany 3 : RXD-V890
Y : AAFES(Europe) X : Australia M : Other Areas

Δ indicates safety critical components.

RXD-790/V860/V890
PARTS LIST

* New Parts

Parts without **Parts No.** are not supplied.
Les articles non mentionnés dans le **Parts No.** ne sont pas fournis.
Teile ohne **Parts No.** werden nicht geliefert.



Ref. No	Add-ress	New Parts	Parts No.	Description	Desti-nation	Re-marks
IC7			M65844P	DI BI-POLAR IC	MI	
IC8			BU4066BC	ANALOGUE IC	MI	
IC8			TC4066BP	IC(ANALOG/ DIGITAL SW)	MI	
IC9			TA78057S	IC(VOLTAGE REGULATOR/+5.75V)		
IC10			NJM4565D-D	IC(OP AMP X2)		
Q1 ,2			2SC2878(B)	TRANSISTOR		
Q3 ,4			2SC1740S(Q,R)	TRANSISTOR		
Q3 ,4			2SC2785(F,E)	TRANSISTOR		
Q5 -8			2SC1845(F,E)	TRANSISTOR		
Q5 -8			2SC2389S(S,E)	TRANSISTOR		
Q9 ,10			2SA992(F,E)	TRANSISTOR		
Q11 ,12			2SC4137F50(V,W)	TRANSISTOR		
Q13 ,14			2SD2389	TRANSISTOR		
Q15 ,16			2SB1559	TRANSISTOR		
Q17 ,18			2SC1845(F,E)	TRANSISTOR		
Q17 ,18			2SC2389S(S,E)	TRANSISTOR		
Q19 ,20			2SC1740S(Q,R)	TRANSISTOR		
Q19 ,20			2SC2785(F,E)	TRANSISTOR		
Q21			2SA1175(F,E)	TRANSISTOR		
Q21			2SA933AS(Q,R)	TRANSISTOR		
Q22 ,23			2SC1740S(Q,R)	TRANSISTOR		
Q22 ,23			2SC2785(F,E)	TRANSISTOR		
Q50			2SA1175(F,E)	TRANSISTOR		
Q50			2SA933AS(Q,R)	TRANSISTOR		
Q51 -53			2SA992(F,E)	TRANSISTOR		
Q54 ,55			2SC1845(F,E)	TRANSISTOR		
Q54 ,55			2SC2389S(S,E)	TRANSISTOR		
Q56			2SD1893	TRANSISTOR		
Q57 ,58			2SC1740S(Q,R)	TRANSISTOR		
Q57 ,58			2SC2785(F,E)	TRANSISTOR		
Q59			2SA1175(F,E)	TRANSISTOR		
Q59			2SA933AS(Q,R)	TRANSISTOR		
Q60			2SB1370	TRANSISTOR		
Q60			2SB1375	TRANSISTOR		
Q61			2SD2012	TRANSISTOR		
Q61			2SD2061	TRANSISTOR		
Q62			2SC1740S(Q,R)	TRANSISTOR		
Q62			2SC2785(F,E)	TRANSISTOR		
Q63			2SB1370	TRANSISTOR		
Q63			2SB1375	TRANSISTOR		
AUDIO UNIT (X09-48XX-XX) : RXD-V860						
C5 ,6			CE04LW1H0R1M	ELECTRO	0.1UF	50WV
C7 ,8			CE04LW1C100M	ELECTRO	10UF	16WV
C9 ,10			CE04LW1H010M	ELECTRO	1.0UF	50WV
C11 ,12			CE04LW1C470M	ELECTRO	47UF	16WV
C13 ,14			CE04LW1C100M	ELECTRO	10UF	16WV
C15 -20			CE04LW1H010M	ELECTRO	1.0UF	50WV
C21 ,22			CK45FF1H223Z	CERAMIC	0.022UF	Z
C23 ,24			C91-1560-05	METALIZED POLYESTER FILM C.		
C25 ,26			CK45FB1H222K	CERAMIC	2200PF	K
C27 ,28			CQ93FMG1H683J	MYLAR	0.068UF	J
C29 ,30			CK45FB1H682K	CERAMIC	6800PF	K
C31 -34			CE04LW1H100M	ELECTRO	10UF	50WV
C35 -38			CF92FV1H154J	MF-C	0.15UF	J
C39 ,40			CE04LW1H010M	ELECTRO	1.0UF	50WV

L : Scandinavia K : USA P : Canada R : Mexico 1 : RXD-790 2 : RXD-V860
Y : PX(Far East, Hawaii) T : Europe E : Europe G : Germany 3 : RXD-V890
Y : AAFES(Europe) X : Australia M : Other Areas

△ indicates safety critical components.

* New Parts

Parts without **Parts No.** are not supplied.
Les articles non mentionnés dans le **Parts No.** ne sont pas fournis.
Teile ohne **Parts No.** werden nicht geliefert.



Ref. No	Add-ress	New Parts	Parts No.	Description	Desti-nation	Re-marks
C41 ,42			CE04LW1H3R3M	ELECTRO	3.3UF	50WV
C43 ,44			CE04LW1H4R7M	ELECTRO	4.7UF	50WV
C45 ,46			CK45FB1H102K	CERAMIC	1000PF	K
C47 ,48			CC45FSL1H470J	CERAMIC	47PF	J
C49 ,50			CE04LW1A101M	ELECTRO	100UF	10WV
C51 ,52			CK45FB1H222K	CERAMIC	2200PF	K
C53 ,54			CC45FSL1H221J	CERAMIC	220PF	J
C55 ,56			CC45FSL1H101J	CERAMIC	100PF	J
C57 ,58			CE04LW1H220M	ELECTRO	22UF	50WV
C59 ,60			C91-1551-05	METALIZED POLYESTER FILM C.		
C65 ,66			CQ93FMG1H104J	MYLAR	0.10UF	J
C67 ,68			CE04LW1C470M	ELECTRO	47UF	16WV
C69 -72			CE04LW1H010M	ELECTRO	1.0UF	50WV
C73 -76			CE04LW1H100M	ELECTRO	10UF	50WV
C77 ,78			CC45FSL1H270J	CERAMIC	27PF	J
C79 ,80			CC45FSL1H331J	CERAMIC	330PF	J
C100			CK45FF1H103Z	CERAMIC	0.010UF	Z
C101			CQ93FMG1H104J	MYLAR	0.10UF	J
C102			CK45FB1H471K	CERAMIC	470PF	K
C103,104			CK45FF1H103Z	CERAMIC	0.010UF	Z
C105,106			CE04LW1HR33M	ELECTRO	0.33UF	50WV
C107			CE04LW1HR47M	ELECTRO	0.47UF	50WV
C108			CK45FF1H472Z	CERAMIC	4700PF	Z
C109			CK45FF1H103Z	CERAMIC	0.010UF	Z
C110			CE04LW1H010M	ELECTRO	1.0UF	50WV
C111			CC45FSL1H560J	CERAMIC	56PF	J
C112			CQ93FMG1H823J	MYLAR	0.082UF	J
C113			CE04LW1C470M	ELECTRO	47UF	16WV
C114			CK45FB1H471K	CERAMIC	470PF	K
C115			CE04LW1H0R1M	ELECTRO	0.1UF	50WV
C116			C91-1549-05	MF-C	1.0UF	50WV
C117			CC45FSL1H100D	CERAMIC	10PF	D
C118			CK45FB1H821K	CERAMIC	820PF	K
C119			CC45FSL1H101J	CERAMIC	100PF	J
C120			CE04LW1H010M	ELECTRO	1.0UF	50WV
C121			CK45FF1H103Z	CERAMIC	0.010UF	Z
C122			CK45FB1H222K	CERAMIC	2200PF	K
C123			C91-1551-05	METALIZED POLYESTER FILM C.		
C124 ,125			CE04LW1HR47M	ELECTRO	0.47UF	50WV
C126			C91-1549-05	MF-C	1.0UF	50WV
C127			CC45FSL1H101J	CERAMIC	100PF	J
C128			CE04LW1A470M	ELECTRO	47UF	10WV
C129			C91-1551-05	METALIZED POLYESTER FILM C.		
C130			CK45FF1H103Z	CERAMIC	0.010UF	Z
C131			CK45FB1H222K	CERAMIC	2200PF	K
C132			CE04LW1H010M	ELECTRO	1.0UF	50WV
C133			CE04LW1A470M	ELECTRO	47UF	10WV
C134			CE04LW1V4R7M	ELECTRO	4.7UF	35WV
C135			CE04LW1J101M	ELECTRO	100UF	63WV
C136			CE04KW2A2R2M	ELECTRO	2.2UF	100WV
C137			CE04LW1J220M	ELECTRO	22UF	63WV
C138,139			CE04LW1C470M	ELECTRO	47UF	16WV
C140			CE04LW1V471M	ELECTRO	470UF	35WV
C141			CE04LW1H100M	ELECTRO	10UF	50WV
C142			CE04LW1V332M	ELECTRO	3300UF	35WV

L : Scandinavia K : USA P : Canada R : Mexico 1 : RXD-790 2 : RXD-V860
Y : PX(Far East, Hawaii) T : Europe E : Europe G : Germany 3 : RXD-V890
Y : AAFES(Europe) X : Australia M : Other Areas

△ indicates safety critical components.

PARTS LIST

RXD-790/V860/V890

* New Parts

Parts without **Parts No.** are not supplied.
 Les articles non mentionnés dans le **Parts No.** ne sont pas fournis.
 Teile ohne **Parts No.** werden nicht geliefert.

13

Ref. No	Add-ress	New Parts	Parts No.	Description	Desti-nation	Re-marks
C143,144			C90-3727-05	ELECTRO 3900UF 63WV		
C145,146			CK45FF1H103Z	CERAMIC 0.010UF Z		
C147			CE04LW1A470M	ELECTRO 47UF 10WV		
C148,149			CQ93FMG1H104J	MYLAR 0.10UF J		
C150			CE04LW1V220M	ELECTRO 22UF 35WV		
C151			CE04LW1J221M	ELECTRO 220UF 63WV		
C152			CE04LW1V4R7M	ELECTRO 4.7UF 35WV		
C153,154			C91-1567-05	MP-C 0.1UF J		
C157			CC45FSL1H050C	CERAMIC 5.0PF C		
C158,159			CE04LW1H010M	ELECTRO 1.0UF 50WV		
C163			CE04LW1C101M	ELECTRO 100UF 16WV		
C164			CC45FSL1H101J	CERAMIC 100PF J		
C165			CE04LW1H2R2M	ELECTRO 2.2UF 50WV		
C166			CE04LW1A101M	ELECTRO 100UF 10WV		
C167			CE04LW1HR47M	ELECTRO 0.47UF 50WV		
C168			CE04LW1A101M	ELECTRO 100UF 10WV		
C169			CQ93FMG1H104J	MYLAR 0.10UF J		
C170			CK45FF1H103Z	CERAMIC 0.010UF Z		
CN1			E40-4808-05	PIN ASSY		
CN2			E40-8053-05	PIN ASSY		
CN3			E40-4608-05	PIN ASSY		
CN5			E40-4808-05	PIN ASSY		
CN6			E40-4607-05	PIN ASSY		
CN7			E40-4632-05	PIN ASSY		
J1			E63-1001-05	PHONO JACK		
J2			E63-0200-05	PHONO JACK		
J3, 4			E11-0336-05	PHONE JACK		
J5			E11-0280-05	PHONE JACK		
J6			E70-0048-05	LOCK TERMINAL BOARD		
J6			E70-0056-05	LOCK TERMINAL BOARD		
Δ F1, 2			F05-4025-05	FUSE (SEMKO) (250V T4AL)	MI	
Δ F1, 2			F50-0112-05	FUSE(5X20)		
Δ F3			F50-0080-05	FUSE(5X20)		
Δ F3			F05-2525-05	FUSE(SEMKO) (250V T2.5AL)	MI	
Δ F4, 5			F06-2021-05	FUSE(SEMKO) (250V T2AL)	MI	
CN8 -13			J13-0075-05	FUSE CLIP		
E6			J11-0809-05	WIRE CLAMPER		
R71 -74			RD14NB2E330J	RD 33 J 1/4W		
R75 -78			RS14KB3DR22J	FL-PROOF RS 0.22 J 2W		
R83 -86			RD14NB2E681J	RD 680 J 1/4W		
R87, 88			RD14NB2E4R7J	RD 4.7 J 1/4W		
Δ R130			RD14NB2E101J	RD 100 J 1/4W		
Δ R159			RD14NB2E121J	RD 120 J 1/4W		
R173			RD14NB2E101J	RD 100 J 1/4W		
Δ R187-190			RS14KB3D102J	FL-PROOF RS 1.0K J 2W		
R191			RD14NB2E152J	RD 1.5K J 1/4W		
R193			RD14NB2E152J	RD 1.5K J 1/4W		
Δ R194			RS14KB3D221J	FL-PROOF RS 220 J 2W		
Δ R200			RD14NB2E100J	RD 10 J 1/4W		
VR1			R31-0083-05	VARIABLE RESISTOR		
Δ K1			S76-0060-05	MAGNETIC RELAY		
S1			S62-0055-05	SLIDE SWITCH		
D1 -6			HSS104A	DIODE		

L : Scandinavia K : USA P : Canada R : Mexico 1 : RXD-790 2 : RXD-V860
 Y : PX(Far East, Hawaii) T : Europe E : Europe G : Germany 3 : RXD-V890
 Y : AAFES(Europe) X : Australia M : Other Areas

Δ indicates safety critical components.

* New Parts

Parts without **Parts No.** are not supplied.
 Les articles non mentionnés dans le **Parts No.** ne sont pas fournis.
 Teile ohne **Parts No.** werden nicht geliefert.

14

Ref. No	Add-ress	New Parts	Parts No.	Description	Desti-nation	Re-marks
D1 -6			1SS131	DIODE		
D7			MTZJ5.1(B)	ZENER DIODE		
D7			UZ-5.1BSB	ZENER DIODE		
D8			MTZJ11(B)	ZENER DIODE		
D8			UZ-11BSB	ZENER DIODE		
D9, 10			HSS104A	DIODE		
D9, 10			1SS131	DIODE		
D11, 12			MTZJ24(B)	ZENER DIODE		
D11, 12			UZ-24BS	ZENER DIODE		
D13 -15			HSS104A	DIODE		
D13 -15			1SS131	DIODE		
D16			MTZJ6.2(B)	ZENER DIODE		
D16			UZ-6.2BSB	ZENER DIODE		
D17			MTZJ5.6(B)	ZENER DIODE		
D17			UZ-5.6BSB	ZENER DIODE		
D18, 19			MTZJ16(B)	ZENER DIODE		
D18, 19			UZ-16BSB	ZENER DIODE		
Δ D20			D3SBA20F03	DIODE		
Δ D20			RBV-402LFA	DIODE		
Δ D21, 22			HSS104A	DIODE		
Δ D21, 22			1SS131	DIODE		
D23			MTZJ5.6(B)	ZENER DIODE		
D23			UZ-5.6BSB	ZENER DIODE		
D24			HSS104A	DIODE		
D24			1SS131	DIODE		
Δ D25 -27			S5688B	DIODE		
Δ D25 -27			1SR139-400	DIODE		
Δ D28			D3SBA20F03	DIODE		
Δ D28			RBV-402LFA	DIODE		
Δ D29, 30			MTZJ4.7(B)	ZENER DIODE		
D29, 30			UZ-4.7BSB	ZENER DIODE		
D31			MTZJ13(B)	ZENER DIODE		
D31			UZ-13BSB	ZENER DIODE		
D32 -38			HSS104A	DIODE		
D32 -38			1SS131	DIODE		
IC1			NJU7313AL	ANALOGUE IC		
IC2 -4			NJM4565D-D	IC(OP AMP X2)		
IC5			LC75393E	ANALOGUE IC		
IC6			NJM4565D-D	IC(OP AMP X2)		
IC7			M65844P	DI BI-POLAR IC		
IC8			BU4066BC	ANALOGUE IC		
IC8			TC4066BP	IC(ANALOG/ DIGITAL SW)		
IC9			TA78057S	IC(VOLTAGE REGULATOR/+5.75V)		
IC10			NJM4565D-D	IC(OP AMP X2)		
Q1, 2			2SC2878(B)	TRANSISTOR		
Q3, 4			2SC1740S(Q,R)	TRANSISTOR		
Q3, 4			2SC2785(F,E)	TRANSISTOR		
Q5 -8			2SC1845(F,E)	TRANSISTOR		
Q5 -8			2SC2389S(S,E)	TRANSISTOR		
Q9, 10			2SA992(F,E)	TRANSISTOR		
Q11, 12			2SC4137F50(V,W)	TRANSISTOR		
Q13, 14			2SD2389	TRANSISTOR		
Q15, 16			2SB1559	TRANSISTOR		
Q17, 18			2SC1845(F,E)	TRANSISTOR		
Q17, 18			2SC2389S(S,E)	TRANSISTOR		

L : Scandinavia K : USA P : Canada R : Mexico 1 : RXD-790 2 : RXD-V860
 Y : PX(Far East, Hawaii) T : Europe E : Europe G : Germany 3 : RXD-V890
 Y : AAFES(Europe) X : Australia M : Other Areas

Δ indicates safety critical components.

PARTS LIST

RXD-790/V860/V890

* New Parts

Parts without **Parts No.** are not supplied.
Les articles non mentionnés dans le **Parts No.** ne sont pas fournis.
Teile ohne **Parts No.** werden nicht geliefert.



Ref. No	Add-ress	New Parts	Parts No.	Description	Desti-nation	Re-marks
Q50			2SA1175(F,E)	TRANSISTOR		
Q50			2SA933AS(Q,R)	TRANSISTOR		
Q51 -53			2SA992(F,E)	TRANSISTOR		
Q54 ,55			2SC1845(F,E)	TRANSISTOR		
Q54 ,55			2SC2389S(S,E)	TRANSISTOR		
Δ Q56			2SD1893	TRANSISTOR		
Q57 ,58			2SC1740S(Q,R)	TRANSISTOR		
Q57 ,58			2SC2785(F,E)	TRANSISTOR		
Δ Q59			2SA1175(F,E)	TRANSISTOR		
Δ Q59			2SA933AS(Q,R)	TRANSISTOR		
Δ Q60			2SB1417(P)	TRANSISTOR		
Δ Q60			2SB1640	TRANSISTOR		
Δ Q61			2SD2012	TRANSISTOR		
Δ Q61			2SD2061	TRANSISTOR		
Q62			2SC1740S(Q,R)	TRANSISTOR		
Q62			2SC2785(F,E)	TRANSISTOR		
DISPLAY UNIT (X14-449X-XX)						
D12			B30-2494-05	LED(GRN)		
D46 ,47			B30-2494-05	LED(GRN)		
D49 -51			B30-2468-05	LED		
C1			C90-3215-05	ELECTRO	220UF	6.3WV
C2 -4			CK73FB1H103K	CHIP C	0.010UF	K
C5			CK73FB1H223K	CHIP C	0.022UF	K
C6 ,7			C90-3253-05	ELECTRO	1.0UF	50WV
C8			CE04LW1A470M	ELECTRO	47UF	10WV
C9			C90-3253-05	ELECTRO	1.0UF	50WV
C10			CC73FCH1H180J	CHIP C	18PF	J
C11			CC73FCH1H220J	CHIP C	22PF	J
C12			CE04LW1H010M	ELECTRO	1.0UF	50WV
C13 -16			CK73FB1E104K	CHIP C	0.10UF	K
C17			CK73FB1H102K	CHIP C	1000PF	K
C18 ,19			CK73FF1C105Z	CHIP C	1.0UF	Z
C20			CK73FB1H103K	CHIP C	0.010UF	K
C21 -28			CK73FB1E104K	CHIP C	0.10UF	K
C29			CE04LW1H100M	ELECTRO	10UF	50WV
C30			CK73FB1H473K	CHIP C	0.047UF	K
C31			CK73FF1C105Z	CHIP C	1.0UF	Z
C32			CK73FB1H471K	CHIP C	470PF	K
CN1			E40-4900-05	FLAT CABLE CONNECTOR		
X1			L77-2173-05	CRYSTAL RESONATOR(32.768KHZ)		
X2			L78-0605-05	RESONATOR (8.38MHZ)		
CP1			R90-0864-05	MULTI-COMP	100KX14	
CP2			R90-0908-05	MULTI-COMP	47KX10	
R1 -4			RK73FB2A101J	CHIP R	100	J 1/10W
R8			RK73FB2A101J	CHIP R	100	J 1/10W
R11			RK73FB2A513J	CHIP R	51K	J 1/10W
R12			RK73FB2A103J	CHIP R	10K	J 1/10W
R14 -16			RK73FB2A123J	CHIP R	12K	J 1/10W
R17			RK73FB2A183J	CHIP R	18K	J 1/10W
R18			RK73FB2A273J	CHIP R	27K	J 1/10W
R20 ,21			RK73FB2A473J	CHIP R	47K	J 1/10W
R23 ,24			RK73FB2A102J	CHIP R	1.0K	J 1/10W

L : Scandinavia K : USA P : Canada R : Mexico 1 : RXD-790 2 : RXD-V860
Y : PX(Far East, Hawaii) T : Europe E : Europe G : Germany 3 : RXD-V890
Y : AAFES(Europe) X : Australia M : Other Areas

Δ indicates safety critical components.

* New Parts

Parts without **Parts No.** are not supplied.
Les articles non mentionnés dans le **Parts No.** ne sont pas fournis.
Teile ohne **Parts No.** werden nicht geliefert.



Ref. No	Add-ress	New Parts	Parts No.	Description	Desti-nation	Re-marks
R25 ,26			RK73FB2A103J	CHIP R	10K	J 1/10W
R30			RK73EB2B473J	CHIP R	47K	J 1/8W
R31			RK73FB2A473J	CHIP R	47K	J 1/10W
R34 ,35			RK73FB2A473J	CHIP R	47K	J 1/10W
R36			RK73FB2A102J	CHIP R	1.0K	J 1/10W
R37			RK73FB2A104J	CHIP R	100K	J 1/10W
R39			RK73FB2A104J	CHIP R	100K	J 1/10W
R41			RK73FB2A102J	CHIP R	1.0K	J 1/10W
R42			RK73FB2A473J	CHIP R	47K	J 1/10W
R46			RK73FB2A221J	CHIP R	220	J 1/10W
R48			RK73FB2A473J	CHIP R	47K	J 1/10W
R49			RK73EB2B473J	CHIP R	47K	J 1/8W
R50			RK73FB2A473J	CHIP R	47K	J 1/10W
R51			RK73FB2A472J	CHIP R	4.7K	J 1/10W
R52			RK73FB2A101J	CHIP R	100	J 1/10W
R53			RK73FB2A475K	CHIP R	4.7M	K 1/10W
R54			RK73FB2A474J	CHIP R	470K	J 1/10W
R55			RK73FB2A103J	CHIP R	10K	J 1/10W
R61 -63			RK73FB2A102J	CHIP R	1.0K	J 1/10W
R64			RK73FB2A104J	CHIP R	100K	J 1/10W
R65			RK73FB2A102J	CHIP R	1.0K	J 1/10W
R66			RK73FB2A104J	CHIP R	100K	J 1/10W
R67			RK73FB2A102J	CHIP R	1.0K	J 1/10W
R68			RK73FB2A104J	CHIP R	100K	J 1/10W
R69			RK73FB2A102J	CHIP R	1.0K	J 1/10W
R70			RK73FB2A104J	CHIP R	100K	J 1/10W
R72			RK73FB2A104J	CHIP R	100K	J 1/10W
R74 ,75			RK73FB2A102J	CHIP R	1.0K	J 1/10W
R76 -79			RK73FB2A104J	CHIP R	100K	J 1/10W
R80			RK73FB2A223J	CHIP R	22K	J 1/10W
R81			RK73FB2A103J	CHIP R	10K	J 1/10W
R82			RK73FB2A223J	CHIP R	22K	J 1/10W
R84			RK73FB2A273J	CHIP R	27K	J 1/10W
R85			RK73FB2A103J	CHIP R	10K	J 1/10W
R86			RK73FB2A223J	CHIP R	22K	J 1/10W
R87			RK73FB2A103J	CHIP R	10K	J 1/10W
R88			RK73FB2A223J	CHIP R	22K	J 1/10W
R89			RK73EB2B103J	CHIP R	10K	J 1/8W
R90			RK73FB2A273J	CHIP R	27K	J 1/10W
R91			RK73FB2A103J	CHIP R	10K	J 1/10W
R93			RK73FB2A473J	CHIP R	47K	J 1/10W
R95			RK73FB2A472J	CHIP R	4.7K	J 1/10W
R96			RK73FB2A104J	CHIP R	100K	J 1/10W
R97			RK73FB2A223J	CHIP R	22K	J 1/10W
R98			RK73FB2A103J	CHIP R	10K	J 1/10W
R99			RK73FB2A223J	CHIP R	22K	J 1/10W
R100			RK73FB2A103J	CHIP R	10K	J 1/10W
R101			RK73FB2A221J	CHIP R	220	J 1/10W
R104,105			RK73FB2A104J	CHIP R	100K	J 1/10W
W201-206			R92-0670-05	CHIP R	0 OHM	
W207-230			R92-0679-05	CHIP R	0 OHM	
W231-233			R92-0670-05	CHIP R	0 OHM	
W234			R92-0679-05	CHIP R	0 OHM	
W236			R92-0679-05	CHIP R	0 OHM	
W237			R92-0670-05	CHIP R	0 OHM	

L : Scandinavia K : USA P : Canada R : Mexico 1 : RXD-790 2 : RXD-V860
Y : PX(Far East, Hawaii) T : Europe E : Europe G : Germany 3 : RXD-V890
Y : AAFES(Europe) X : Australia M : Other Areas

Δ indicates safety critical components.

PARTS LIST

RXD-790/V860/V890

* New Parts
Parts without **Parts No.** are not supplied.
Les articles non mentionnés dans le **Parts No.** ne sont pas fournis.
Teile ohne **Parts No.** werden nicht geliefert.

17

Ref. No	Add-ress	New Parts	Parts No.	Description	Desti-nation	Re-marks
W238-240 W241			R92-0679-05 R92-0670-05	CHIP R 0 OHM CHIP R 0 OHM		
S1 -40 S42 ,43			S70-0031-05 S70-0031-05	TACT SWITCH TACT SWITCH		
S41			T99-0559-05	ROTARY ENCODER		
D1 D1 D8 -11 D8 -11 D13			HSS104A 1SS131 HSS104A 1SS131 MTZJ6.8(B)	DIODE DIODE DIODE DIODE ZENER DIODE		
D13 D14 -19 D14 -19 D14 -21 D14 -21			UZ-6.8BSB HSS104A 1SS131 HSS104A 1SS131	ZENER DIODE DIODE DIODE DIODE DIODE	K K MIXH MIXH	
D26 -44 D26 -44 D45 D45 D48			HSS104A 1SS131 HSS104A 1SS131 HSS104A	DIODE DIODE DIODE DIODE DIODE		13 13
D48 D52 -57 D52 -57 ED1 IC1			1SS131 HSS104A 1SS131 FIP10HMMW6R M38198MCA807FP	DIODE DIODE DIODE INDICATOR TUBE MI-COM IC		1
IC1 IC2 IC3 IC5 Q1			M38199MF069FP BA3834S S-806D-Z NJU3714G 2SC4081	MI-COM IC ANALOGUE IC ANALOGUE IC MOS-IC TRANSISTOR		23
Q3 -12 Q13 -20 Q13 -20			2SC4081 2SA1576A(R,S) 2SB1218A(Q,R)	TRANSISTOR TRANSISTOR TRANSISTOR		
A1			W02-2561-05	ELECTRIC CIRCUIT MODULE		
CASSETTE MECHA UNIT (X28-2880-20)						
C1 ,2 C3 ,4 C5 ,6 C7 ,8 C9 ,10			CK45FB1H561K CE04LW1C100M CK45FB1H391K CE04LW1C220M CQ93FMG1H223J	CERAMIC 560PF K ELECTRO 10UF 16WV CERAMIC 390PF K ELECTRO 22UF 16WV MYLAR 0.022UF J		
C11 ,12 C15 ,16 C17 ,18 C19 ,20 C21 ,22			CK45FB1H332K CE04LW1H010M CK45FB1H471K CE04LW1C100M CK45FB1H391K	CERAMIC 3300PF K ELECTRO 1.0UF 50WV CERAMIC 470PF K ELECTRO 10UF 16WV CERAMIC 390PF K		
C23 ,24 C25 ,26 C27 ,28			CE04LW1C220M CQ93FMG1H223J CK45FB1H332K	ELECTRO 22UF 16WV MYLAR 0.022UF J CERAMIC 3300PF K		
C29 ,30 C31 ,32 C33 ,34 C35 ,36			CE04LW1H010M CK45FB1H682K CK45FB1H102K CE04LW1HR47M	ELECTRO 1.0UF 50WV CERAMIC 6800PF K CERAMIC 1000PF K ELECTRO 0.47UF 50WV		

L : Scandinavia K : USA P : Canada R : Mexico 1 : RXD-790 2 : RXD-V860
Y : PX(Far East, Hawaii) T : Europe E : Europe G : Germany 3 : RXD-V890
Y : AAFES(Europe) X : Australia M : Other Areas

△ indicates safety critical components.

* New Parts
Parts without **Parts No.** are not supplied.
Les articles non mentionnés dans le **Parts No.** ne sont pas fournis.
Teile ohne **Parts No.** werden nicht geliefert.

18

Ref. No	Add-ress	New Parts	Parts No.	Description	Desti-nation	Re-marks
C37 ,38 C39 ,40 C41 ,42 C43 ,44 C45 ,46			CE04LW1H2R2M CE04LW1HR1M CE04LW1C100M CE04LW1H2R2M CE04LW1HR47M	ELECTRO 2.2UF 50WV ELECTRO 0.1UF 50WV ELECTRO 10UF 16WV ELECTRO 2.2UF 50WV ELECTRO 0.47UF 50WV		
C47 ,48 C49 -52 C53 ,54 C55 C56			CE04LW1H2R2M CC45FSL1H221J CQ93FMG1H472J CE04LW1H010M CQ93FMG1H103J	ELECTRO 2.2UF 50WV CERAMIC 220PF J MYLAR 4700PF J ELECTRO 1.0UF 50WV MYLAR 0.010UF J		
C57 C58 C59 ,60 C61 ,62 C63			CE04LW1H0R1M CE04LW1C101M CE04LW1C220M CE04LW1C101M CE04LW1V4R7M	ELECTRO 0.1UF 50WV ELECTRO 100UF 16WV ELECTRO 22UF 16WV ELECTRO 100UF 16WV ELECTRO 4.7UF 35WV		
C64 C65 C66 C67 C68			CQ93FMG1H472J CQ93FMG1H103J CQ93FMG1H472J CQ93HP2A103J CK45FB2H471K	MYLAR 4700PF J MYLAR 0.010UF J MYLAR 4700PF J MYLAR 0.010UF J CERAMIC 470PF K		
C70 ,71 C73 C74 C75 ,76 C77			CE04LW1C100M CK45FF1H103Z CC45FSL1H101J CK45FF1H103Z CE04LW1C331M	ELECTRO 10UF 16WV CERAMIC 0.010UF Z CERAMIC 100PF J CERAMIC 0.010UF Z ELECTRO 330UF 16WV		
CN1 CN2 CN3 ,4 CN5 CN6			E40-3247-05 E40-3250-05 E40-4609-05 E40-4900-05 E40-4977-05	PIN ASSY PIN ASSY PIN ASSY FLAT CABLE CONNECTOR PIN ASSY		
L1 ,2 L5 ,6 L7			L79-1242-05 L40-1035-29 L32-0592-05	LC FILTER SMALL FIXED INDUCTOR(10MH, J) BIAS OSCILLATING COIL		
R43 R53 R62 R94 VR1 ,2			RD14NB2E100J RD14NB2E100J RD14NB2E101J RD14NB2E1R5J R12-0605-05	RD 10 J 1/4W RD 10 J 1/4W RD 100 J 1/4W RD 1.5 J 1/4W TRIMMING POT.(220)		
VR3 ,4 VR5 ,6 VR7 ,8			R12-5651-05 R12-1616-05 R12-0605-05	TRIMMING POT.(100K) TRIMMING POT.(1K) TRIMMING POT.(220)		
D1 -4 D1 -4 D5 D5 IC1			HSS104 1SS133 MTZJ2.7(B) UZ-2.7BSB HA12209F	DIODE DIODE ZENER DIODE ZENER DIODE ANALOGUE IC		
IC2 ,3 IC4 IC5 IC6			BA328 BA3126N BA10393 NJU3714D	IC ANALOGUE IC ANALOGUE IC MOS-IC		
Q1 -4 Q5 Q7 ,8 Q7 ,8 Q9			2SC3246 2SC2003(L,K) 2SC1740S(Q,R) 2SC2785(F,E) DTA124ESA	TRANSISTOR TRANSISTOR TRANSISTOR TRANSISTOR DIGITAL TRANSISTOR		

L : Scandinavia K : USA P : Canada R : Mexico 1 : RXD-790 2 : RXD-V860
Y : PX(Far East, Hawaii) T : Europe E : Europe G : Germany 3 : RXD-V890
Y : AAFES(Europe) X : Australia M : Other Areas

△ indicates safety critical components.

* New Parts

Parts without **Parts No.** are not supplied.
Les articles non mentionnés dans le **Parts No.** ne sont pas fournis.
Teile ohne **Parts No.** werden nicht geliefert.

19

Ref. No	Add-ress	New Parts	Parts No.	Description	Desti-nation	Re-marks
Q9			UN4112	DIGITAL TRANSISTOR		
Q10 ,11			2SC1845(F,E)	TRANSISTOR		
Q12			DTC124ESA	DIGITAL TRANSISTOR		
Q12			UN4212	DIGITAL TRANSISTOR		
CD MECHANISM UNIT (X32-3270-20) : RXD-790						
C1			CQ93FMG1H103J	MYLAR 0.010UF J		
C2			CQ93FMG1H472J	MYLAR 4700PF J		
C3			CC45FSL1H470J	CERAMIC 47PF J		
C4			CE04LW1HR47M	ELECTRO 0.47UF 50WV		
C5			CE04LW1A101M	ELECTRO 100UF 10WV		
C6			CQ93FMG1H223J	MYLAR 0.022UF J		
C7			CE04HW1H2R2M	NP-ELEC 2.2UF 50WV		
C8 ,9			CQ93FMG1H104J	MYLAR 0.10UF J		
C11			CC45FSL1H221J	CERAMIC 220PF J		
C12			CK45FF1H473Z	CERAMIC 0.047UF Z		
C13			CE04LW1H100M	ELECTRO 10UF 50WV		
C14			CQ93FMG1H333J	MYLAR 0.033UF J		
C15			CQ93FMG1H103J	MYLAR 0.010UF J		
C16			CC45FSL1H151J	CERAMIC 150PF J		
C17			CE04HW1E100M	NP-ELEC 10UF 25WV		
C18			CQ93FMG1H103J	MYLAR 0.010UF J		
C19			CQ93FMG1H333J	MYLAR 0.033UF J		
C20			CE04LW1A101M	ELECTRO 100UF 10WV		
C21 ,22			CK45FF1H103Z	CERAMIC 0.010UF Z		
C23			CQ93FMG1H333J	MYLAR 0.033UF J		
C24			CQ93FMG1H103J	MYLAR 0.010UF J		
C25			CQ93FMG1H222J	MYLAR 2200PF J		
C26			CQ93FMG1H103J	MYLAR 0.010UF J		
C28			CC45FSL1H560J	CERAMIC 56PF J		
C29			CE04LW1A101M	ELECTRO 100UF 10WV		
C30			CQ93FMG1H332J	MYLAR 3300PF J		
C31			CK45FF1H473Z	CERAMIC 0.047UF Z		
C32			CK45FF1H103Z	CERAMIC 0.010UF Z		
C33			CE04LW1HR47M	ELECTRO 0.47UF 50WV		
C34			CE04LW0J331M	ELECTRO 330UF 6.3WV		
C35			CE04LW1H010M	ELECTRO 1.0UF 50WV		
C36			CK45FB1H391K	CERAMIC 390PF K		
C37 ,38			CK45FF1H103Z	CERAMIC 0.010UF Z		
C40			CK45FF1H103Z	CERAMIC 0.010UF Z		
C41			CE04LW1C101M	ELECTRO 100UF 16WV		
C42			CK45FF1H103Z	CERAMIC 0.010UF Z		
C44			CE04LW1C331M	ELECTRO 330UF 16WV		
C47 ,48			CC45FSL1H271J	CERAMIC 270PF J		
C51 ,52			CE04LW1H100M	ELECTRO 10UF 50WV		
C53 ,54			CQ93FMG1H152J	MYLAR 1500PF J		
C55 -57			CK45FF1H103Z	CERAMIC 0.010UF Z		
C62			CK45FF1H103Z	CERAMIC 0.010UF Z		
C63 -65			CC45FSL1H101J	CERAMIC 100PF J		
C66			CK45FF1H103Z	CERAMIC 0.010UF Z		
C69			CC45FSL1H101J	CERAMIC 100PF J		
C70			CK45FB1H152K	CERAMIC 1500PF K		
C71			CE04LW0J331M	ELECTRO 330UF 6.3WV		
C72 ,73			CK45FF1H103Z	CERAMIC 0.010UF Z		
C75			CK45FF1H103Z	CERAMIC 0.010UF Z		
C79 ,80			CE04LW1H100M	ELECTRO 10UF 50WV		

L : Scandinavia K : USA P : Canada R : Mexico 1 : RXD-790 2 : RXD-V860
Y : PX(Far East, Hawaii) T : Europe E : Europe G : Germany 3 : RXD-V890
Y : AAFES(Europe) X : Australia M : Other Areas

⚠ indicates safety critical components.

* New Parts

Parts without **Parts No.** are not supplied.
Les articles non mentionnés dans le **Parts No.** ne sont pas fournis.
Teile ohne **Parts No.** werden nicht geliefert.

20

Ref. No	Add-ress	New Parts	Parts No.	Description	Desti-nation	Re-marks
C81			CK45FF1H103Z	CERAMIC 0.010UF Z		
CN1			E40-8037-05	FLAT CABLE CONNECTOR		
CN2			E40-4979-05	PIN ASSY		
CN3			E40-4377-05	PIN ASSY		
CN4			E40-4763-05	PIN ASSY		
CN5			E40-3247-05	PIN ASSY		
CN6			E40-4762-05	PIN ASSY		
CN7			E40-3258-05	PIN ASSY		
E3 ,4			J11-0098-05	WIRE CLAMPER		
L1			L40-1001-17	SMALL FIXED INDUCTOR(10UH,K)		
X1			L78-0299-05	RESONATOR (16.93M)		
R59			RD14NB2E1R0J	RD 1 J 1/4W		
R60			RD14NB2E4R7J	RD 4.7 J 1/4W		
R83			RD14NB2E3R3J	RD 3.3 J 1/4W		
R121,122			RD14NB2E6R8J	RD 6.8 J 1/4W		
VR1			R12-3102-05	TRIMMING POT.		
VR2 ,3			R12-3103-05	TRIMMING POT.(47K)		
D1 -5			HSS104	DIODE		
D1 -5			1SS133	DIODE		
D7 -9			HSS104	DIODE		
D7 -9			1SS133	DIODE		
D10 ,11			S5688B	DIODE		
D10 ,11			1SR139-400	DIODE		
D14 ,15			HZS5.6N(B2)	ZENER DIODE		
D14 ,15			RD5.6ES(B2)	ZENER DIODE		
D17 ,18			HSS104	DIODE		
D17 ,18			1SS133	DIODE		
IC1			CXA1782CQ	ANALOGUE IC		
IC1			CXA1782BQ*1	ANALOGUE IC		
IC2			CXD2509Q	MOS-IC		
IC3			LA6537	ANALOGUE IC		
IC4			LB1648	ANALOGUE IC		
IC5			NJU3711D	MOS-IC		
IC6			TC74HC166AP	IC(8BIT SHIFT REGISTER)		
Q1			2SC1740S(Q,R)	TRANSISTOR		
Q1			2SC2785(F,E)	TRANSISTOR		
Q2			2SA954(L,K)	TRANSISTOR		
Q3 ,4			DTA124ESA	DIGITAL TRANSISTOR		
Q3 ,4			UN4112	DIGITAL TRANSISTOR		
Q5			2SA1286-T11	TRANSISTOR		
Q7 ,8			2SA1175(F,E)	TRANSISTOR		
Q7 ,8			2SA933AS(Q,R)	TRANSISTOR		
Q9 ,10			2SC2878(B)	TRANSISTOR		
CD MECHANISM UNIT (X32-344X-XX) RXD-V860/V890						
C1			CQ93FMG1H103J	MYLAR 0.010UF J		
C2			CQ93FMG1H472J	MYLAR 4700PF J		
C3			CC45FCH1H470J	CERAMIC 47PF J		
C4			CE04LW1HR47M	ELECTRO 0.47UF 50WV		
C5			CE04LW1A101M	ELECTRO 100UF 10WV		
C6			CC45FCH1H470J	CERAMIC 47PF J		
C7			CE04LW1H2R2M	ELECTRO 2.2UF 50WV		

L : Scandinavia K : USA P : Canada R : Mexico 1 : RXD-790 2 : RXD-V860
Y : PX(Far East, Hawaii) T : Europe E : Europe G : Germany 3 : RXD-V890
Y : AAFES(Europe) X : Australia M : Other Areas

⚠ indicates safety critical components.

PARTS LIST

RXD-790/V860/V890

* New Parts
Parts without **Parts No.** are not supplied.
Les articles non mentionnés dans le **Parts No.** ne sont pas fournis.
Teile ohne **Parts No.** werden nicht geliefert.

21

Ref. No	Add-ress	New Parts	Parts No.	Description	Desti-nation	Re-marks
C8 ,9			CQ93FMG1H104J	MYLAR 0.10UF J		
C10			CE04LW1C221M	ELECTRO 220UF 16WV		
C11			CC45FSL1H221J	CERAMIC 220PF J		
C12			CQ93FMG1H473J	MYLAR 0.047UF J		
C13			CE04LW1H100M	ELECTRO 10UF 50WV		
C14			CQ93FMG1H333J	MYLAR 0.033UF J		
C15			CQ93FMG1H103J	MYLAR 0.010UF J		
C16			CC45FSL1H151J	CERAMIC 150PF J		
C17			CE04HW1E100M	NP-ELEC 10UF 25WV		
C18			CQ93FMG1H103J	MYLAR 0.010UF J		
C19			CQ93FMG1H333J	MYLAR 0.033UF J		
C20			CE04LW0J331M	ELECTRO 330UF 6.3WV		
C21			CQ93FMG1H103J	MYLAR 0.010UF J		
C22			CK45FF1H103Z	CERAMIC 0.010UF Z		
C23			CQ93FMG1H333J	MYLAR 0.033UF J		
C24			CQ93FMG1H103J	MYLAR 0.010UF J		
C25			CQ93FMG1H222J	MYLAR 2200PF J		
C26			CQ93FMG1H103J	MYLAR 0.010UF J		
C27			CE04HW1H010M	NP-ELEC 1.0UF 50WV		
C28			CC45FSL1H560J	CERAMIC 56PF J		
C29			CE04LW1A101M	ELECTRO 100UF 10WV		
C30			CK45FB1H471K	CERAMIC 470PF K		
C31 -34			CK45FF1H103Z	CERAMIC 0.010UF Z		
C35			CE04HW1H010M	NP-ELEC 1.0UF 50WV		
C36			CQ93FMG1H152J	MYLAR 1500PF J		
C37			CQ93FMG1H473J	MYLAR 0.047UF J		
C38			CC45FSL1H221J	CERAMIC 220PF J		
C39			CE04LW1HR47M	ELECTRO 0.47UF 50WV		
C40			CE04LW1A101M	ELECTRO 100UF 10WV		
C41			CQ93FMG1H102J	MYLAR 1000PF J		
C42			CQ93FMG1H104J	MYLAR 0.10UF J		
C43			CE04EW1C471M	ELECTRO 470UF 16WV		
C44			CE04LW1C101M	ELECTRO 100UF 16WV		
C45 ,46			CK45FB1H471K	CERAMIC 470PF K		
C47			CE04LW1A470M	ELECTRO 47UF 10WV		
C48			CQ93FMG1H104J	MYLAR 0.10UF J		
C49			CC45FSL1H101J	CERAMIC 100PF J		
C50			CE04LW1C221M	ELECTRO 220UF 16WV		
C51			CE04LW1H100M	ELECTRO 10UF 50WV		
C52			CK45FF1H103Z	CERAMIC 0.010UF Z		
C53 -56			CE04LW1E471M	ELECTRO 470UF 25WV		
C57			CE04LW1A471M	ELECTRO 470UF 10WV		
C58			CQ93FMG1H104J	MYLAR 0.10UF J		
C59 ,60			CK45FF1H103Z	CERAMIC 0.010UF Z		
C61			CE04HW1H010M	NP-ELEC 1.0UF 50WV		
C62			CQ93FMG1H103J	MYLAR 0.010UF J		
C63 ,64			CE04LW1H2R2M	ELECTRO 2.2UF 50WV		
C65 ,66			CE04LW1H100M	ELECTRO 10UF 50WV		
C67			CQ93FMG1H103J	MYLAR 0.010UF J		
C68			CQ93FMG1H332J	MYLAR 3300PF J		
C69			CE04HW1H010M	NP-ELEC 1.0UF 50WV		
C70			CE04LW1A101M	ELECTRO 100UF 10WV		
C71 ,72			CE04LW0J471M	ELECTRO 470UF 6.3WV		
C73 ,74			CC45FCH1H470J	CERAMIC 47PF J		
C75 ,76			CQ93FMG1H681J	MYLAR 680PF J		

L : Scandinavia K : USA P : Canada R : Mexico 1 : RXD-790 2 : RXD-V860
Y : PX(Far East, Hawaii) T : Europe E : Europe G : Germany 3 : RXD-V890
Y : AAFES(Europe) X : Australia M : Other Areas

△ indicates safety critical components.

* New Parts
Parts without **Parts No.** are not supplied.
Les articles non mentionnés dans le **Parts No.** ne sont pas fournis.
Teile ohne **Parts No.** werden nicht geliefert.

22

Ref. No	Add-ress	New Parts	Parts No.	Description	Desti-nation	Re-marks
C77			CE04LW0J471M	ELECTRO 470UF 6.3WV		
C78			CK45FF1H103Z	CERAMIC 0.010UF Z		
C79 ,80			CQ93FMG1H122J	MYLAR 1200PF J		
C81 ,82			CQ93FMG1H681J	MYLAR 680PF J		
C83			CK45FF1H103Z	CERAMIC 0.010UF Z		
C84			CE04LW1H100M	ELECTRO 10UF 50WV		
C85			CQ93FMG1H104J	MYLAR 0.10UF J		
C86			CC45FSL1H470J	CERAMIC 47PF J		
C87 ,88			CQ93FMG1H104J	MYLAR 0.10UF J		
C89 -93			CK45FF1H103Z	CERAMIC 0.010UF Z		
C94			CQ93FMG1H102J	MYLAR 1000PF J		
C95			CK45FF1H103Z	CERAMIC 0.010UF Z		
C96 -99			CQ93FMG1H104J	MYLAR 0.10UF J		
C100			CK45FB1H102K	CERAMIC 1000PF K		
C101			CC45FSL1H030C	CERAMIC 3.0PF C		
C103,104			CE04LW1H100M	ELECTRO 10UF 50WV		
C105,106			CQ93FMG1H472J	MYLAR 4700PF J		
C107-110			CK45FB1H102K	CERAMIC 1000PF K		
C111-115			CC45FSL1H101J	CERAMIC 100PF J		
C118			CE04LW0J331M	ELECTRO 330UF 6.3WV		
C119			CE04LW1C221M	ELECTRO 220UF 16WV		
CN1			E40-8037-05	FLAT CABLE CONNECTOR		
CN2			E40-4979-05	PIN ASSY		
CN3			E40-4377-05	PIN ASSY		
CN4			E40-4763-05	PIN ASSY		
CN5			E40-3247-05	PIN ASSY		
CN6			E40-4762-05	PIN ASSY		
CN7			E40-3258-05	PIN ASSY		
CN9			E40-8142-05	SOCKET FOR PIN ASSY		
CN13			E40-8105-05	PIN ASSY		
J2			E63-0130-05	PHONO JACK		
△ F6			F06-1022-05	FUSE (SEMKO) (250V T1AL)		
CN10,11			J13-0075-05	FUSE CLIP		
E4 -9			J11-0098-05	WIRE CLAMPER		
L1			L40-1001-17	SMALL FIXED INDUCTOR(10UH,K)		
L2			L40-1091-17	SMALL FIXED INDUCTOR		
X1			L77-2190-05	CRYSTAL RESONATOR(16.9344MHZ)		
X2			L78-0290-05	RESONATOR (8MHZ)		
CP1			R90-0500-05	MULTI-COMP 100KX6 J 1/4W		
R72			RD14NB2E4R7J	RD 4.7 J 1/4W		
R86			RD14NB2E3R3J	RD 3.3 J 1/4W		
R87			RD14NB2E1R0J	RD 1 J 1/4W		
VR1			R12-1073-05	TRIMMING POT.(4.7K)		
VR2 ,3			R12-3103-05	TRIMMING POT.(47K)		
D1 -5			HSS104	DIODE		
D1 -5			1SS133	DIODE		
D6			MTZJ3.9	ZENER DIODE		
D6			UZ-3.9BS	ZENER DIODE		
D7			MTZJ5.6	ZENER DIODE		
D7			UZ-5.6BS	ZENER DIODE		
D8 ,9			HSS104	DIODE		
D8 ,9			1SS133	DIODE		
D10 ,11			S5688B	DIODE		
D10 ,11			1SR139-400	DIODE		

L : Scandinavia K : USA P : Canada R : Mexico 1 : RXD-790 2 : RXD-V860
Y : PX(Far East, Hawaii) T : Europe E : Europe G : Germany 3 : RXD-V890
Y : AAFES(Europe) X : Australia M : Other Areas

△ indicates safety critical components.

* New Parts

Parts without **Parts No.** are not supplied.
Les articles non mentionnés dans le **Parts No.** ne sont pas fournis.
Teile ohne **Parts No.** werden nicht geliefert.

23

Ref. No	Add-ress	New Parts	Parts No.	Description	Desti-nation	Re-marks
D12			KBP02ML-6127	DIODE		
D13-17			HSS104	DIODE		
D13-17			1SS133	DIODE		
IC1			CXA1782BQ*2	ANALOGUE IC		
IC2			CXD2500BQ	IC(DIGITAL SIGNAL PROCESSOR)		
IC3			BA6198S	ANALOGUE IC		
IC4_5			TA8409S	MOS-IC		
IC6_7			TC74HC166AP	IC(8BIT SHIFT REGISTER)		
IC8			NJM2100D	ANALOGUE IC		
IC9			NJU3713D	MOS-IC		
IC10			MN1872423KEN	MI-COM IC		
IC11			TC74HCU04AP	MOS-IC		
IC14			PCM1717E	MOS-IC		
Q1			2SC1740S(Q,R)	TRANSISTOR		
Q1			2SC2785(F,E)	TRANSISTOR		
Q2			2SA954(L,K)	TRANSISTOR		
Q3			DTA124ESA	DIGITAL TRANSISTOR		
Q3			UN4112	DIGITAL TRANSISTOR		
Q4			DTC124ESA	DIGITAL TRANSISTOR		
Q4			UN4212	DIGITAL TRANSISTOR		
Q5			2SC3940A	TRANSISTOR		
Q6			2SA954(L,K)	TRANSISTOR		
Q7			DTC124ESA	DIGITAL TRANSISTOR		
Q7			UN4212	DIGITAL TRANSISTOR		
Q8			2SD2061(E,F)	TRANSISTOR		
Q9_10			2SC2878(B)	TRANSISTOR		
Q11_12			2SA954(L,K)	TRANSISTOR		
Q13			2SA1286-T11	TRANSISTOR		
Q14-16			2SD2061(E,F)	TRANSISTOR		
CD MECHANISM (D40-1544-08)						
101	3B		A10-3119-08	CHASSIS (MAIN)		
102	3A		A15-0089-08	FRAME (MD-B)		
105	2A		D10-3538-08	SLIDER (LIFT)		
108	2A		D10-3638-08	LEVER (BRAKE)		
109	2B		D10-3496-08	FRICTION ARM ASSY		
110	2A		D10-3659-04	FEED SHAFT		
113	1A		D13-1599-08	GEAR (IDLER)		
114	2B		D13-1600-08	GEAR (LOAD)		
115	2B		D13-1601-08	GEAR (CENTER)		
117	3A		D13-1603-08	CAM GEAR(UP/DOWN)		
118	1A		D13-1604-08	GEAR (HELICAL)		
119	2A		D13-1765-03	GEAR		
120	2B,3B		D14-0361-08	ROLLER (TRAY)		
122	2B		D15-0366-08	PULLEY (LOAD)		
123	2B		D16-0363-08	DRIVE BELT		
125	2B		D21-1762-08	SHAFT (PULLEY)		
126	2A		D13-1763-04	GEAR (MIDDLE)		
132	2B		E35-0811-08	3P WIRE		
133	3B		E35-1184-08	6P WIRE		
134	2A		E35-1185-08	6P FLAT WIRE		
135	3A		E35-1186-08	6P WIRE (TU-D)		
136	3A		E35-1187-08	16P FLAT CABLE CONNECTOR		
137	3A		E40-3264-05	CONNECTOR		
140	1A		F07-0773-08	COVER (TRAY)		

L : Scandinavia K : USA P : Canada R : Mexico 1 : RXD-790 2 : RXD-V860
Y : PX(Far East, Hawaii) T : Europe E : Europe G : Germany 3 : RXD-V890
Y : AAFES(Europe) X : Australia M : Other Areas

△ indicates safety critical components.

* New Parts

Parts without **Parts No.** are not supplied.
Les articles non mentionnés dans le **Parts No.** ne sont pas fournis.
Teile ohne **Parts No.** werden nicht geliefert.

24

Ref. No	Add-ress	New Parts	Parts No.	Description	Desti-nation	Re-marks
142	1B		F07-0770-08	COVER		
143	1B		N19-1435-05	FLAT WASHER		
145	3A		G01-3806-18	SPRING (MD-G)		
146	3A		G01-3807-18	SPRING (MD-H)		
148	3A		G01-3663-08	SPRING (CAM)		
149	2B		G01-3664-08	SPRING (LOCK)		
150	2A		G01-3931-08	SPRING (BRAKE)		
151	2A		G01-3768-08	SPRING (LEFT)		
152	1A,1B		G16-0821-04	SHEET (TRAY)		
153	3B		G16-0856-08	FILAMENT TAPE		
155	2A		J02-1133-08	INSULATOR		
156	2B		J11-0813-08	CLAMPER		
157	1B		J19-3758-08	BRACKET (CLAMP)		
158	2B		J19-3660-08	BRACKET (GEAR)		
159	2B,3B		J19-3661-08	BRACKET (TRAY)		
160	3A		J61-0081-05	SK BINDER SKB-100		
161	1A		J99-0541-08	TRAY (SLIDE)		
162	1A		J99-0542-08	TRAY (ROTARY)		
163	2A		J90-0844-03	GUIDE (RAIL)		
141	2A		N19-1441-08	WASHER		
L			N09-2658-08	SCREW		
M			N09-3053-08	SCREW		
N			N09-3107-08	SCREW		
P			N09-3140-08	SCREW		
Q			N09-3141-08	SCREW		
165	2B		S33-2061-05	LEVER SWITCH		
166	1A,2A		S64-0015-08	LEVER SWITCH JPS1220-0201		
167	3A		S74-0065-05	LEAF SWITCH		
171	1B		T99-0544-05	MAGNET		
DM	3A		A11-1114-08	T T CHASSIS ASSY		
FM	3A		T42-0872-08	FEED MOTOR ASSY		
LM	3B		T42-0682-08	MOTOR PULLEY ASSY		
PU	3A		T25-0050-05	PICKUP (KCP1H)		
RTM	2B		T42-0683-08	MOTOR WORM ASSY		
CASSETTE MECHANISM (D40-1545-08)						
401	1D		A10-3340-08	CHASSIS		
402	2C		A10-3350-08	HEAD CHASSIS		
403	1E		A11-1119-08	MECHA BASE ASSY		
424	1D,1E		B30-2409-08	LED		
404	2E		D01-0201-08	FLYWHEEL ASSY (R)		
405	1C		D01-0202-08	FLYWHEEL ASSY (L)		
406	2D		D10-3711-08	INTER LOCK ARM (BR)B		
407	1C		D10-3712-08	INTER LOCK ARM (BL)A		
408	2E		D10-3717-08	TRIGGER ARM		
409	2E		D10-3718-18	BRAKE ARM		
410	2D		D13-1809-08	CAM GEAR		
411	1E		D13-1810-08	IDLER GEAR (REM)		
412	1D		D13-1811-08	IDLER GEAR		
413	1C,2C		D13-1813-08	RETURN GEAR		
414	1C,2C		D13-1814-08	ROTATOR		
415	1C,2E		D13-1812-08	REEL GEAR		
416	2D		D14-0387-08	PINCH ASSY (R)		
417	2C0		D14-0388-08	PINCH ASSY (L)		

L : Scandinavia K : USA P : Canada R : Mexico 1 : RXD-790 2 : RXD-V860
Y : PX(Far East, Hawaii) T : Europe E : Europe G : Germany 3 : RXD-V890
Y : AAFES(Europe) X : Australia M : Other Areas

△ indicates safety critical components.

PARTS LIST

RXD-790/V860/V890

* New Parts
Parts without **Parts No.** are not supplied.
Les articles non mentionnés dans le **Parts No.** ne sont pas fournis.
Teile ohne **Parts No.** werden nicht geliefert.

25

Ref. No	Add-ress	New Parts	Parts No.	Description	Desti-nation	Re-marks
418	1D		D15-0400-08	PULLEY GEAR		
419	2E		D16-0716-08	DRIVE BELT		
420	2E		D16-0717-08	CLUTCH BELT (W)		
421	1D		D19-0306-08	CLUTCH ASSY		
422	2C		D23-0329-08	HOUSING ASSY (L)		
423	2D		D23-0330-08	HOUSING ASSY (R)		
455	1C,2D		D19-0270-08	REEL CAP (A)		
425	1E		E35-0986-08	15P FLAT RIBBON WIRE		
426	2E		E35-1817-08	HEAD WIRE (PB)		
427	1E		E35-1818-08	MOTOR WIRE		
428	2C		E35-1820-08	HEAD WIRE (RP)		
429	1C,2D		G01-3709-08	B.T SPRING		
430	2E		G01-3990-08	TRIGGER ARM SP		
431	1D		G01-3991-08	CLUTCH ARM SP		
432	2C		G01-3992-08	HERD RETURN SP		
433	2D		G01-3993-08	HERD CHASSIS SP		
434	1C,2C		G01-3994-08	RETURN GEAR SP		
435	1C,2C		G01-3995-08	EARTH SP		
436	1C		G01-3996-08	INTER LOCK SP (BL)		
437	1C,2D		G01-3997-08	INTER LOCK SP (C)		
438	2E		G01-3998-08	BRAKE ARM SP		
439	2D		G01-3999-08	INTER LOCK SP (BR)		
440	1D		G02-0913-08	PACK SP		
441	1C,2C		G02-1623-08	AZIMUTH PLATE		
442	1C,2C		G11-2100-08	HEAD WIRE CLAMP		
443	1E		J19-3652-08	CABLE HOLDER		
444	2C		J19-5827-08	CONNECTOR (3P) S3B-PH		
445	2C		J19-5828-08	CONNECTOR S6B-PH		
446	2D		J21-6473-08	H/D RETURN PLATE		
447	1C,2C		J21-6474-08	HEAD PLATE		
448	2D		J21-6500-08	BKT (B)		
449	1E		J26-0063-08	MECHA PCB (CHL)		
450	1C,2C		J31-0877-08	ROTATOR COLLAR		
451	1C,2C		J39-0200-08	HEAD BASE		
452	1C,2D		J42-0183-08	REEL BUSH		
453	2E		J69-0086-08	FILAMENT TAPE		
454	2D		J90-0849-08	CASSETTE GUIDE		
CA			N09-3372-08	HEAD SCREW		
CB			N09-1497-08	TAP TITE SCREW 2X5		
CC			N09-3384-08	TAPPING SCREW 1.7X8		
CD			N09-2877-08	TAPTITE SCREW 2X4		
CE			N09-2900-08	BIND TAPPING SCREW 2X6		
CF			N35-2604-08	BINDING SCREW 2.6X4		
CG			N09-3112-08	AZIMUTH SCREW		
CH			N09-3371-08	SCREW (CAM)		
CJ			N19-1439-08	POLY MASHER 4X7X.04CUT		
CK			N19-1355-08	NYLON WASHER 1.9X5X0.5		
CL			N19-1354-08	NYLON WASHER 2.19X5.5X0.5		
CM			N19-1387-08	TEFLON WASHER 4.1X5.5X0.25		
CN			N19-1384-08	POLY WASHER 2.1X5X0.25		
CP			N19-1388-08	POLY WASHER 1.57X4X0.5CUT		
CQ			N19-1385-08	POLEY WASHER 2.3X4X0.25		
CR			N09-3366-08	SCREW (INTER LOCK)		
CS			N19-1316-08	POLY WASHER 1.8X6X0.5CUT		

L : Scandinavia K : USA P : Canada R : Mexico 1 : RXD-790 2 : RXD-V860
Y : PX(Far East, Hawaii) T : Europe E : Europe G : Germany 3 : RXD-V890
Y : AAFES(Europe) X : Australia M : Other Areas

△ indicates safety critical components.

* New Parts
Parts without **Parts No.** are not supplied.
Les articles non mentionnés dans le **Parts No.** ne sont pas fournis.
Teile ohne **Parts No.** werden nicht geliefert.

26

Ref. No	Add-ress	New Parts	Parts No.	Description	Desti-nation	Re-marks
CT			N19-1288-08	POLY WASHER 1.57X5X0.5CUT		
473	1D,1E		RD14BB2C222J	RD 2.2K J 1/6W		
474	1E		RD14BB2C471J	RD 470 J 1/6W		
475	1E		S74-0033-08	REC SWITCH		
476	1E		S74-0042-08	PLAY SWITCH		
479	1E		T42-0884-08	MOTOR ASSY		
480	1E		T94-0239-08	SOLENOID ASSY		
481	1E		T95-0154-08	PHOTO INTERRUPTER		
PH	1C		T31-0074-08	POTATION HEAD		
RPEH	2C		T31-0075-08	ROTATION HEAD (RP) KC9142		

L : Scandinavia K : USA P : Canada R : Mexico 1 : RXD-790 2 : RXD-V860
Y : PX(Far East, Hawaii) T : Europe E : Europe G : Germany 3 : RXD-V890
Y : AAFES(Europe) X : Australia M : Other Areas

△ indicates safety critical components.

RXD-790/V860/V890

SPECIFICATIONS

RXD-790 (En)

Main unit

[Amplifier section]

Effective output power during STEREO operation
[Except for U.S.A. and Canada]

1 kHz, 10 % T.H.D., at 6 Ω.....100 W + 100 W

Rated output power during STEREO operation

[For U.S.A. and Canada]

70 watts per channel minimum RMS, both channels driven, at 6 Ω from 40 Hz to 14 kHz with no more than 0.9 % total harmonic distortion. (FTC)

[For other countries]

1 kHz, 1 % T.H.D., at 6 Ω.....80 W + 80 W

Effective output power during SURROUND operation

FRONT (1kHz, 10 % T.H.D. at 6 Ω).....50 W + 50 W

CENTER (1kHz, 10 % T.H.D. at 8 Ω).....50 W

SURROUND (1kHz, 10 % T.H.D. at 8 Ω).....50 W

Rated output power during SURROUND operation

FRONT (1 kHz, 1 % T.H.D. at 6 Ω).....38 W + 38 W

CENTER (1 kHz, 1 % T.H.D. at 8 Ω).....30 W

SURROUND (1kHz, 1 % T.H.D. at 8 Ω).....30 W

Input sensitivity / Impedance

AUX.....300 mV / 47 kΩ

MIC.....2.4 mV / 22 kΩ

Output level / Impedance

AUX.....1.2 V / 1.1 kΩ

SUPER WOOFER PRE OUT.....2 V / 1 kΩ

Signal to noise ratio

AUX.....85 dB (IHF'66)

[FM Tuner section]

Tuning frequency range.....87.5 MHz ~ 108 MHz

[AM Tuner section]

Tuning frequency range (for U.S.A. and Canada)

10 kHz step.....530 kHz ~ 1,700 kHz

Tuning frequency range (except for U.S.A. and Canada)

9 kHz step.....531 kHz ~ 1,602 kHz

10 kHz step.....530 kHz ~ 1,610 kHz

[Cassette deck section]

Track.....4-track, 2-channel stereo

Recording system.....AC bias system
(Frequency : 105 kHz)

Heads

A deck Playback head.....1

B deck Playback / recording head.....1

Erasing head.....1

Motors.....2

Fast winding time.....Approx. 110 seconds
(C-60 tape)

[CD player section]

Laser.....Semiconductor laser

Playing rotation.....200 rpm ~ 500 rpm (CLV)

Wow & Flutter.....Unmeasurable Limit

General

Power consumption

For U.S.A. and Canada.....200 W

For other countries.....220 W

Dimensions.....W : 270 mm (10-5/8")

H : 330 mm (13")

D : 357 mm (14-1/16")

Weight (net).....10.0 kg (22.5 lb)



1. KENWOOD follows a policy of continuous advancements in development. For this reason specifications may be changed without notice.
2. Sufficient performance may not be exhibited at extremely cold locations (where water freezes.).

RXD-790/V860/V890

SPECIFICATIONS

RXD-V890/V860 (En)

Main unit

[Amplifier section]

Effective output power during STEREO operation	
1 kHz, 10 % T.H.D., at 6 Ω	100 W + 100 W
Rated output power during STEREO operation	
1 kHz, 1 % T.H.D., at 6 Ω	80 W + 80 W
Effective output power during SURROUND operation (RXD-V890)	
FRONT (1kHz, 10 % T.H.D. at 6 Ω)	50 W + 50 W
CENTER (1kHz, 10 % T.H.D. at 8 Ω)	50 W
SURROUND (1kHz, 10 % T.H.D. at 8 Ω)	50 W
Rated output power during SURROUND operation (RXD-V890)	
FRONT (1 kHz, 1 % T.H.D. at 6 Ω)	38 W + 38 W
CENTER (1 kHz, 1 % T.H.D. at 8 Ω)	30 W
SURROUND (1kHz, 1 % T.H.D. at 8 Ω)	30 W
Input sensitivity / Impedance (RXD-V890)	
AUX	300 mV / 47 kΩ
MIC	2.4 mV / 22 kΩ
Input sensitivity (RXD-V860)	
AUX	200 mV / 47 kΩ
MIC	1.6 mV / 22 kΩ
Output level / Impedance	
AUX	1.2 V / 1.1 kΩ
SUPER WOOFER PRE OUT	2 V / 1 kΩ
Signal to noise ratio	
AUX	85 dB (IHF'66)

[FM Tuner section]

Tuning frequency range 87.5 MHz ~ 108 MHz

[AM Tuner section]

Tuning frequency range	
9 kHz step	531 kHz ~ 1,602 kHz
10 kHz step	530 kHz ~ 1,610 kHz

[Cassette deck section]

Track	4-track, 2-channel stereo
Recording system	AC bias system (Frequency : 105 kHz)
Heads	
A deck Playback head	1
B deck Playback / recording head	1
Erasing head	1
Motors	2
Fast winding time	Approx. 110 seconds (C-60 tape)

[VIDEO CD player section]

Laser	Semiconductor laser
Playing rotation	200 rpm ~ 500 rpm (CLV)
Wow & Flutter	Unmeasurable Limit
Video output format	NTSC / PAL
Composite video output level	1 Vp-p (75 Ω, negative sync)
Compression format	MPEG1

General

Power consumption	220 W
Dimensions	W : 270 mm H : 330 mm D : 357 mm
Weight (net)	
RXD-V890	10.8 kg
RXD-V860	10.0 kg



1. KENWOOD follows a policy of continuous advancements in development. For this reason specifications may be changed without notice.
2. Sufficient performance may not be exhibited at extremely cold locations (where water freezes.).

Note:

Component and circuit are subject to modification to insure best operation under differing local conditions. This manual is based on Europe (E) standard, and provides information on regional circuit modification through use of alternate schematic diagrams, and information on regional component variations through use of parts list.

KENWOOD CORPORATION

14-6, Dogenzaka 1-chome, Shibuya-ku, Tokyo, 150 Japan

KENWOOD SERVICE CORPORATION

P.O BOX 22745, 2201 East Dominguez St., Long Beach, CA 90801-5745, U.S.A.

KENWOOD ELECTRONICS CANADA INC.

6070 Kestrel Road, Mississauga, Ontario, Canada L5T 1S8

KENWOOD ELECTRONICS LATIN AMERICA S.A.

P.O BOX 55-2791, Piso 6 plaza Chase, Cl. 47 y Aquilino de la Guardia Panama, Republic de Panama

KENWOOD ELECTRONICS U.K. LIMITED

KENWOOD House, Dwight Road, Watford, Herts., WD1 8EB., United Kingdom

KENWOOD ELECTRONICS BENELUX N.V.

Meachelsesteenweg 418, B-1930 Zaventem, Belgium

KENWOOD ELECTRONICS DEUTSCHLAND GMBH

Rembrücker Str. 15, 63150 Heusenstamm, Germany

KENWOOD ELECTRONICS FRANCE S.A.

13 Boulevard Ney, 75018 Paris, France

KENWOOD ELECTRONICS ITALIA S.p.A.

Via G. Sirtori, 7/9 20129, Milano, Italy

KENWOOD IBÉRICA S.A.

Bolivia, 239-08020 Barcelona, Spain

KENWOOD ELECTRONICS AUSTRALIA PTY. LTD.

(A.C.N. 001499 074)
P.O Box 504, 8 Figtree Drive, Australia Centre, Homebush, N.S.W. 2140, Australia

KENWOOD & LEE ELECTRONICS, LTD.

Unit 3712-3724, Level 37, Tower 1, Metroplaza, 223 Hing Fong Road, Kwai Fong N.T., Hong Kong

KENWOOD ELECTRONICS GULF FZE

P.O.Box 61318, Jebel Ali, Dubai, U.A.E.

KENWOOD ELECTRONICS SINGAPORE PTE LTD.

No. 1 Genting Lane #02-02, KENWOOD Building, Singapore, 349544

KENWOOD ELECTRONICS (MALAYSIA) SDN BHD.

#4.01 Level 4, Wisma Academy Lot 4A, Jalan 19/1 46300 Petaling Jaya Selangor Darul Ehsan Malaysia