

KRF-V4530D

KRF-V5030D/V5030DE/V5030D-S

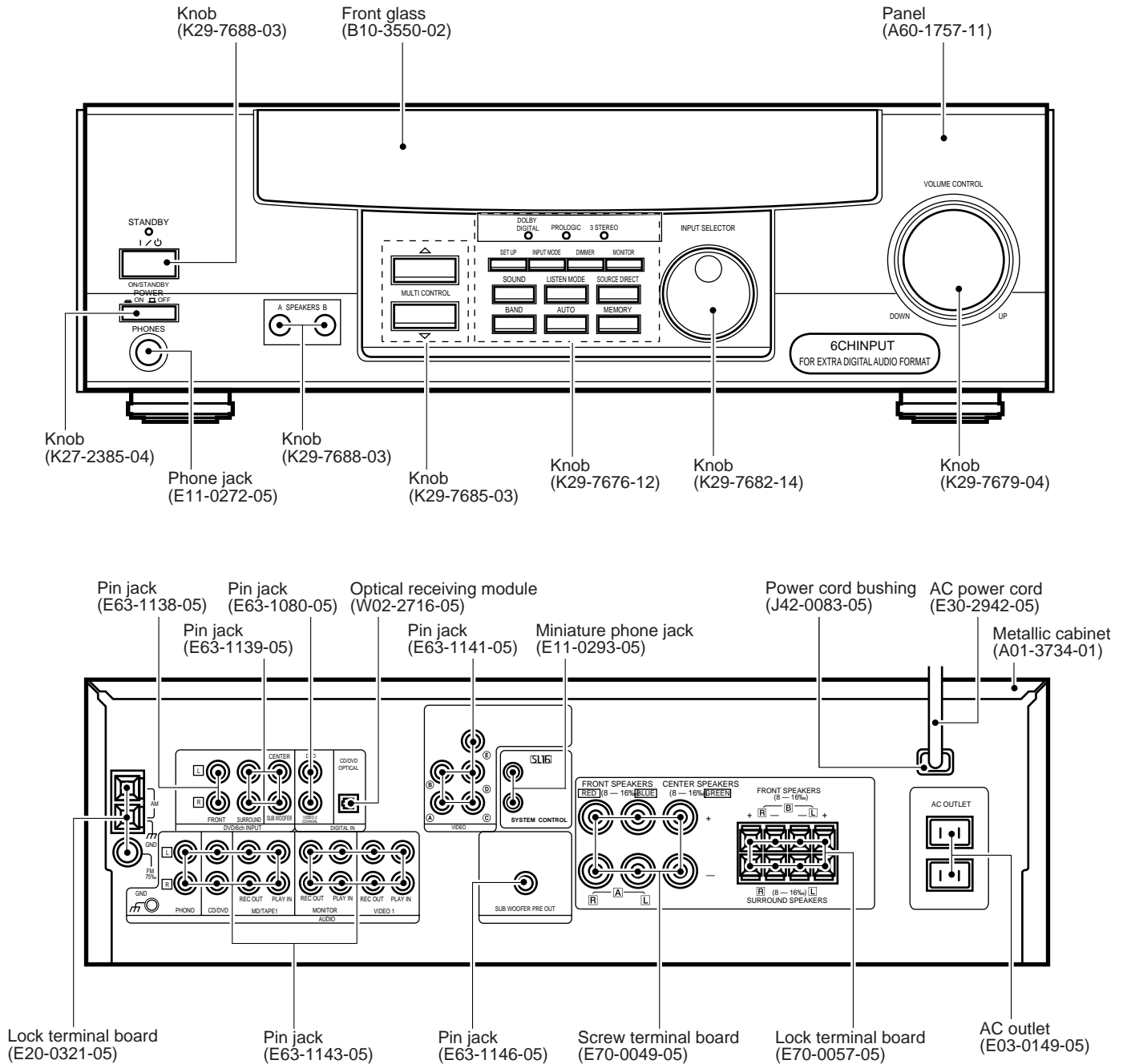
KRF-V6030D/V6030DE/V6030D-S

VR-405/406/414

SERVICE MANUAL

© 2000-1/B51-5597-00 (K/K) 3493

Note: On circuit description, please refer to KRF-V7030D service manual(B51-5598-00).



Illust. is KRF-V6030D-S(M).



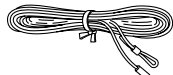
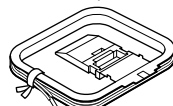
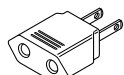
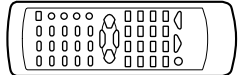
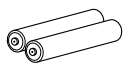
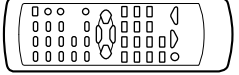
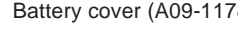
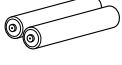
# KRF-V4530D/V5030D/V6030D/VR-405/406/414

## CONTENTS / ACCESSORIES / CAUTIONS

### Contents

CONTENTS / ACCESSORIES / CAUTIONS.....	2	PC BOARD .....	10
CONTROLS .....	3	SCHEMATIC DIAGRAM .....	17
BLOCK DIAGRAM .....	5	EXPLODED VIEW .....	33
CIRCUIT DESCRIPTION .....	6	PARTS LIST.....	34
ADJUSTMENT .....	8	SPECIFICATIONS .....	46

### Accessories

<p>FM indoor antenna (1) (T90-0836-05)</p> 	<p>AM loop antenna (1) (T90-0852-05)</p> 	<p>*AC plug adaptor (1) (E03-0115-05)</p>  <p>*Use to adapt the plug on the power cord to the shape of the wall outlet. (Accessory only for regions where use is necessary.)</p>
<p>For VR-406 and KRF-V6030D</p> <p>Remote control unit (1) (A70-1330-05): RC-R0609 (A70-1331-05): RC-R0610(E type)</p> 	<p>Batteries (R6/AA) (2)</p> 	<p>For VR-405, VR-414, KRF-V5030D, and KRF-V4530D</p> <p>Remote control unit (1) (A70-1328-05): RC-R0509 (A70-1329-05): RC-R0510(E,T type)</p> 
<p>Battery cover (A09-1178-08)</p> 		<p>Battery cover (A09-1178-08)</p> 

### Caution

Copy from instruction manual.

The manual covers the VR-407, VR-406, VR-405, VR-414, KRF-V7030D, KRF-V6030D, KRF-V5030D, and KRF-V4530D. Items such as functions, number of jacks, and remote control details differ somewhat between these models. To confirm the functions available on the model you have purchased, refer to the table below.

Model name	Remote Control	Terminal		
		Speaker out	VIDEO 3 jacks	Front input
VR-407 KRF-V7030D	RC-R0609	2 systems (A, B)	Equipped	Equipped
VR-406 KRF-V6030D	RC-R0609	2 systems (A, B)	Not equipped	Not equipped
VR-405/414 KRF-V5030D/ V4530D	RC-R0509	1 system	Not equipped	Not equipped

This manual is divided into four sections, Preparations, Operations, Other, and Remote Control.

**Remote Control (Separate booklet) (VR-407/VR-406/KRF-V7030D/KRF-V6030D only)**  
Includes the "Quick Start Guide," which shows you how to operate other components using the remote control, as well as a detailed explanation of all remote control operations. Once you have registered your components with the proper setup codes, you'll be able to operate both this receiver and your other AV components (TV, VCR, DVD player, LD player, CD player, etc.) using the remote control supplied with this receiver.

#### VIDEO 2/MONITOR jacks (for VR-406/405/414/KRF-V6030D/V5030D/V4530D)

The receiver's VIDEO 2/MONITOR jacks can be used in two different ways. Make the appropriate setting for the component connected to the jack when the receiver is turned on.

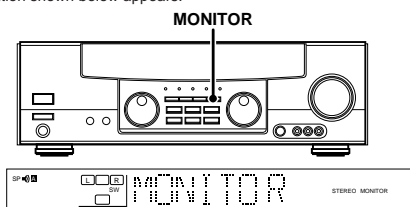
##### Use as a VIDEO 2 jack

You can connect a video deck or the like to these jacks and perform video playback and recording. The initial factory setting is "VIDEO 2".

##### Use as a MONITOR jack

You can connect a cassette deck or the like to these jacks and make use of the deck's monitoring function during recording. Alternately, you can connect a graphic equalizer to these jacks to apply compensation to the music signal.

To use the VIDEO 2/MONITOR jacks as MONITOR jacks, hold down the MONITOR key of the main unit for more than two seconds so that the indication shown below appears.



- At the same time the setting is switched to "MONITOR," the audio input source switches to tuner and the video input source switches to VIDEO 1.
- To switch the setting back to "VIDEO 2," once again hold down the MONITOR key for two seconds or more.

#### Memory back up function

Please note that the following items will be deleted from the unit's memory if the power cord is disconnected from the AC outlet for approximately 3 days.

- Power mode.
- Input selector settings.
- Device preset.
- Picture output.
- Speaker ON/OFF
- Volume level.
- BASS, TREBLE, INPUT level.
- Subwoofer ON/OFF.
- Dimmer level.
- Monitor ON/OFF.
- MD/TAPE settings.
- 6CH/2CH input setting.
- Listen mode setting.
- Speaker settings.
- Input mode setting.
- Midnight mode setting.
- Broadcast band.
- Frequency setting.
- Preset stations.
- Tuning mode.

#### Resetting the Microcomputer

If the microcomputer may malfunction (unit cannot be operated, or shows an erroneous display) if the power cord is unplugged while the power is ON, or due to some other external factor. If this happens, execute the following procedure to reset the microcomputer and return the unit to its normal operating condition.

- Please note that resetting the microcomputer will clear the contents of the memory and returns the unit to the state it was in when it left the factory.

#### For U.S.A. and Canada

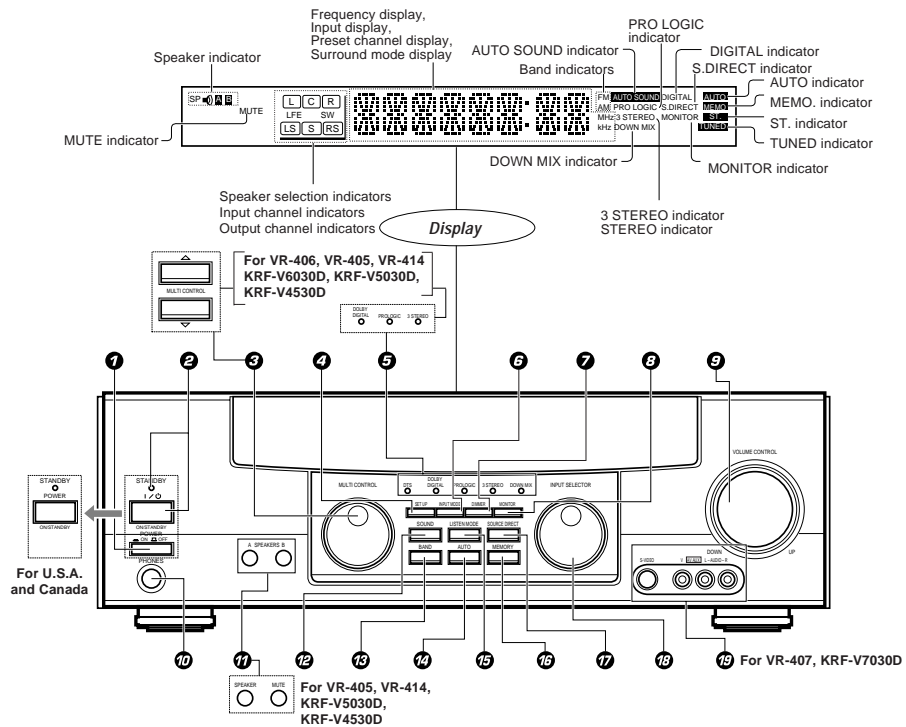
Unplug the power cord from the wall outlet, then plug it back in while holding down the POWER key.

#### For other countries

With the power cord plugged in, turn the POWER key OFF. Then, while holding down the ON/STANDBY key, press POWER.

#### Model vs PCB

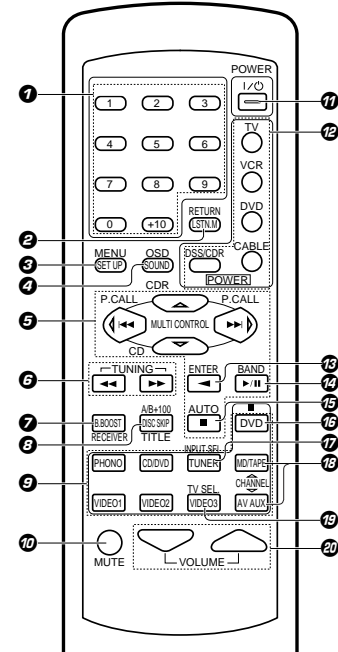
MODEL	ABB	POWER SUPPLY	POWER AMP	PREAMP	DISPLAY
KRF-V4530D	E4	-	X07-3142-71	X08-3010-11	X14-7122-72
KRF-V5030D	E1	-	X07-3142-71	X08-3010-11	X14-7122-72
KRF-V5030D	T5	-	X07-3140-51	X08-3010-11	X14-7122-72
KRF-V5030D	Y5	X00-3000-20	X07-3142-91	X08-3010-11	X14-7120-22
KRF-V5030D-S	E3	-	X07-3142-71	X08-3010-11	X14-7122-72
KRF-V5030D-S	I5	X00-3000-20	X07-3140-21	X08-3010-11	X14-7120-22
KRF-V5030D-S	M5	X00-3000-20	X07-3140-21	X08-3010-21	X14-7120-22
KRF-V5030D-S	X5	-	X07-3140-71	X08-3010-11	X14-7120-72
KRF-V5030DE	E2	-	X07-3142-71	X08-3010-11	X14-7122-72
VR-405	K5	-	X07-3140-10	X08-3010-10	X14-7120-11
VR-405	P5	-	X07-3140-10	X08-3010-10	X14-7120-11
VR-414	K4	-	X07-3140-11	X08-3010-10	X14-7120-11
VR-414	P4	-	X07-3140-11	X08-3010-10	X14-7120-11
KRF-V6030D	E6	-	X07-3132-72	X08-3010-10	X14-7122-71
KRF-V6030D-S	I6	X00-3000-20	X07-3130-22	X08-3010-10	X14-7120-21
KRF-V6030D-S	M6	X00-3000-20	X07-3130-22	X08-3010-21	X14-7120-21
KRF-V6030D-S	X6	-	X07-3130-72	X08-3010-10	X14-7120-71
KRF-V6030DE	E7	-	X07-3132-72	X08-3010-10	X14-7122-71
VR-406	K6	-	X07-3130-11	X08-3010-10	X14-7120-10
VR-406	P6	-	X07-3130-11	X08-3010-10	X14-7120-10



- ❶ **POWER key**  
(Except for U.S.A. and Canada)  
Use to turn the main power ON/OFF.
- ❷ **POWER key**  
(For U.S.A. and Canada)  
Use to turn the power ON/OFF.  
**STANDBY indicator**  
**ON/STANDBY (I/O) key**  
(Except for U.S.A. and Canada)  
Use to switch the power ON/STANDBY when the POWER is turned ON.  
**STANDBY indicator**
- ❸ **MULTI CONTROL knob**  
(For VR-407/KRF-V7030D)  
Used to make a variety of settings.
- ❹ **MULTI CONTROL keys**  
(For VR-406/405/414/KRF-V6030D/V5030D/V4530D)  
Used to make a variety of settings.
- ❺ **SET UP key**  
Use to select the surround sound settings.
- ❻ **Surround indicators**
  - **DTS indicator**  
(For VR-407/KRF-V7030D)  
Lights when the receiver is in the DTS mode.
  - **DOLBY DIGITAL indicator**  
Lights when the receiver is in the Dolby Digital mode.
  - **PROLOGIC indicator**  
Lights when the receiver is in the PROLOGIC mode.
  - **3 STEREO indicator**  
Lights when the receiver is in the 3 STEREO mode.
  - **DOWN MIX indicator**  
(For VR-407/KRF-V7030D)  
Lights when the receiver is in the DOWN MIX mode.
- ❼ **INPUT MODE key**  
Use to switch between the digital and analog inputs.
- ❽ **DIMMER key**  
Use to adjust the brightness of the display.  
Use to select the REC MODE.
- ❾ **MONITOR key**  
Use to monitor the source that is connected to the MONITOR jack.
- ❿ **VOLUME CONTROL knob**
- ⓫ **PHONES jack**  
Use for headphone listening.
- ⓬ **SPEAKERS A/B keys**  
(For VR-407/406/KRF-V7030D/V6030D)  
Use to turn the A/B speakers ON/OFF.
- ⓭ **SPEAKER key**  
(For VR-405/414/KRF-V5030D/V4530D)  
Use to turn the speaker ON/OFF.
- ⓮ **MUTE key**  
(For VR-405/414/KRF-V5030D/V4530D)  
Use to temporarily mute the sound.
- ⓯ **SOUND key**  
Use to adjust the sound quality and ambience effects.
- ⓰ **BAND key**  
Use to select the broadcast band.
- ⓱ **AUTO key**  
Use to select the auto tuning mode.
- ⓲ **LISTEN MODE key**  
Use to select the listening mode.
- ⓳ **MEMORY key**  
Use to store radio stations in the preset memory.
- ⓴ **SOURCE DIRECT key**  
Use to pass the source material direct to the amplifier.
- ⓵ **INPUT SELECTOR knob**  
Use to select the input sources.
- ⓶ **AUX IN S VIDEO/VIDEO/AUDIO L/R jacks**  
(For VR-407/KRF-V7030D)

**Standby mode**  
While the standby indicator of the unit is lit, a small amount of current is flowing into the unit's internal circuitry to back up the memory. This condition is referred to as the standby mode of the unit. While the unit is in the standby mode, it can be turned ON from the remote control unit.

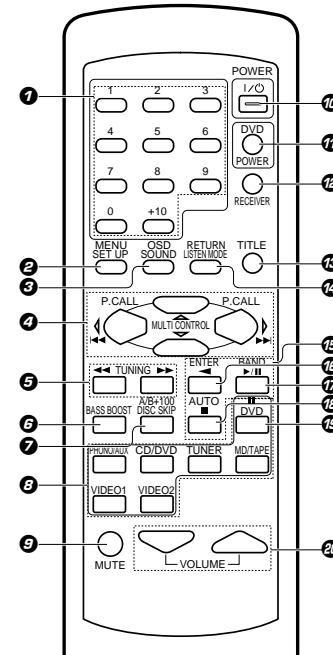
## Remote control unit (RC-R0609) (VR-407/406/KRF-V7030D/V6030D)



- ❶ **Numeric keys**  
Provide functions identical to those of the original remote control supplied with the component you are controlling.
- ❷ **LSTN.M key**  
Use to select the listening mode.  
**RETURN key**  
Use to operate other components.
- ❸ **SET UP key**  
Use to select the surround sound settings.  
**MENU key**  
Use to operate other components.
- ❹ **SOUND key**  
Use to adjust the sound quality and ambience effects.  
**OSD key**  
Use to operate other components.
- ❺ **MULTI CONTROL keys**  
Used to make a variety of settings.  
Use to operate other components.  
**P.CALL <J>- keys**  
If tuner is selected as the input source, these keys function as P.CALL keys.  
**<L>-<R> keys**  
If CD or MD is selected as the input source, these keys function as search keys.
- ❻ **TUNING <L>-<R> keys**  
Use to operate the tuner or selected component.
- ❼ **B. BOOST key**  
Use to select the maximum adjustment setting for the low frequency range.  
**RECEIVER key**  
Use to return to the operation of the receiver.
- ❽ **DISC SKIP key**  
If CD is selected as the input source, this key functions as the multi-CD player disc skip key.  
**A/B key**  
If TAPE is selected as the input source, this (A and B) of a double cassette deck.  
**+100 key**  
Use to select the disc number with the multi-CD player.  
**TITLE key**  
Use to operate other components.
- ❾ **INPUT SELECTOR keys (DVD, PHONO, CD/DVD, TUNER, MD/TAPE, VIDEO1, VIDEO2, VIDEO3, AV AUX)**  
Selects the inputs and sets the remote control to operate the component registered at the respective input.
- ⓫ **MUTE key**  
Use to temporarily mute the sound.
- ⓬ **POWER key**  
Use to turn the receiver on and off.
- ⓭ **POWER key (TV, VCR, DVD, DSS/CDR, CABLE)**  
Use to turn the other components on and off.
- ⓮ **ENTER key**  
Use to operate other components.  
**<L> key**  
If tape is selected as the input source, this key functions as the play key for side B of the cassette (the side facing away from the front of the deck).
- ⓯ **BAND key**  
Use to select the broadcast band.  
**>|| key**  
If CD is selected as the input source, this key functions as the play/pause key.  
If MD is selected as the input source, this key functions as the play key.
- ⓰ **AUTO key**  
Use to select the auto tuning mode.  
**■ key**  
If CD or MD is selected as the input source, this key functions as the stop key.
- ⓱ **II key**  
Use to operate other components.
- ⓲ **INPUT SEL. key**  
Use to operate other components.
- ⓳ **CHANNEL Δ▽ keys**  
Use to select the channel.
- ⓴ **TV SEL. key**  
Use to operate other components.
- ⓵ **VOLUME keys**  
Use to adjust the receiver volume.

# KRF-V4530D/V5030D/V6030D/VR-405/406/414 CONTROLS

Remote control unit (RC-R0509) (VR-405/414/KRF-V5030D/V4530D)



❶ **Numeric keys**

If CD or MD is selected as the input source, these keys function as numeric keys. If tuner is selected as the input source, these keys are used to call up station presets.

❷ **SET UP key**

Use to select the surround sound settings.

**MENU key**

Use to operate other components.

❸ **SOUND key**

Use to adjust the sound quality and ambience effects.

**OSD key**

Use to operate other components.

❹ **MULTI CONTROL keys**

Used to make a variety of settings.

**P.CALL  $\leftarrow/\rightarrow$  keys**

If tuner is selected as the input source, these keys function as P.CALL keys.

**$\leftarrow/\rightarrow$  keys**

If CD or MD is selected as the input source, these keys function as search keys.

❺ **TUNING  $\leftarrow/\rightarrow$  keys**

If tuner is selected as the input source, these keys function as tuning keys.

❻ **BASS BOOST key**

Use to select the maximum adjustment setting for the low frequency range.

❼ **DISC SKIP key**

If CD is selected as the input source, this key functions as the multi-CD player disc skip key.

**A/B key**

If TAPE is selected as the input source, this (A and B) of a double cassette deck.

**+100 key**

Use to select the disc number with the multi-CD player.

❽ **INPUT SELECTOR keys (DVD, PHONO/AUX, CD/DVD, TUNER, MD/TAPE, VIDEO1, VIDEO2)**

Selects the inputs and sets the remote control to operate the component registered at the respective input.

❾ **MUTE key**

Use to temporarily mute the sound.

❿ **POWER key**

Use to turn the receiver on and off.

⓫ **DVD key**

Used to operate DVD player.

For details, refer to the instruction manual of your DVD player.

⓬ **RECEIVER key**

Use to return to the operation of the receiver.

⓭ **TITLE key**

Use to operate other components.

⓮ **LISTEN MODE key**

Use to select the listening mode.

**RETURN key**

Use to operate other components.

⓯ **Component operation keys**

Use these keys to operate other components with system control connections to the receiver.

**$\blacktriangleleft$  key**

If tape is selected as the input source, this key functions as the play key for side B of the cassette (the side facing away from the front of the deck).

**$\blacktriangleright$   $\parallel$  key**

If CD is selected as the input source, this key functions as the play/pause key.

If MD is selected as the input source, this key functions as the play key.

**$\blacksquare$  key**

If CD or MD is selected as the input source, this key functions as the stop key.

⓰ **ENTER key**

Use to operate other components.

⓱ **BAND key**

If tuner is selected as the input source, this key functions as the band selector key.

⓲ **AUTO key**

If tuner is selected as the input source, this key functions as the AUTO key.

⓳  **$\parallel$  key**

Use to operate other components.

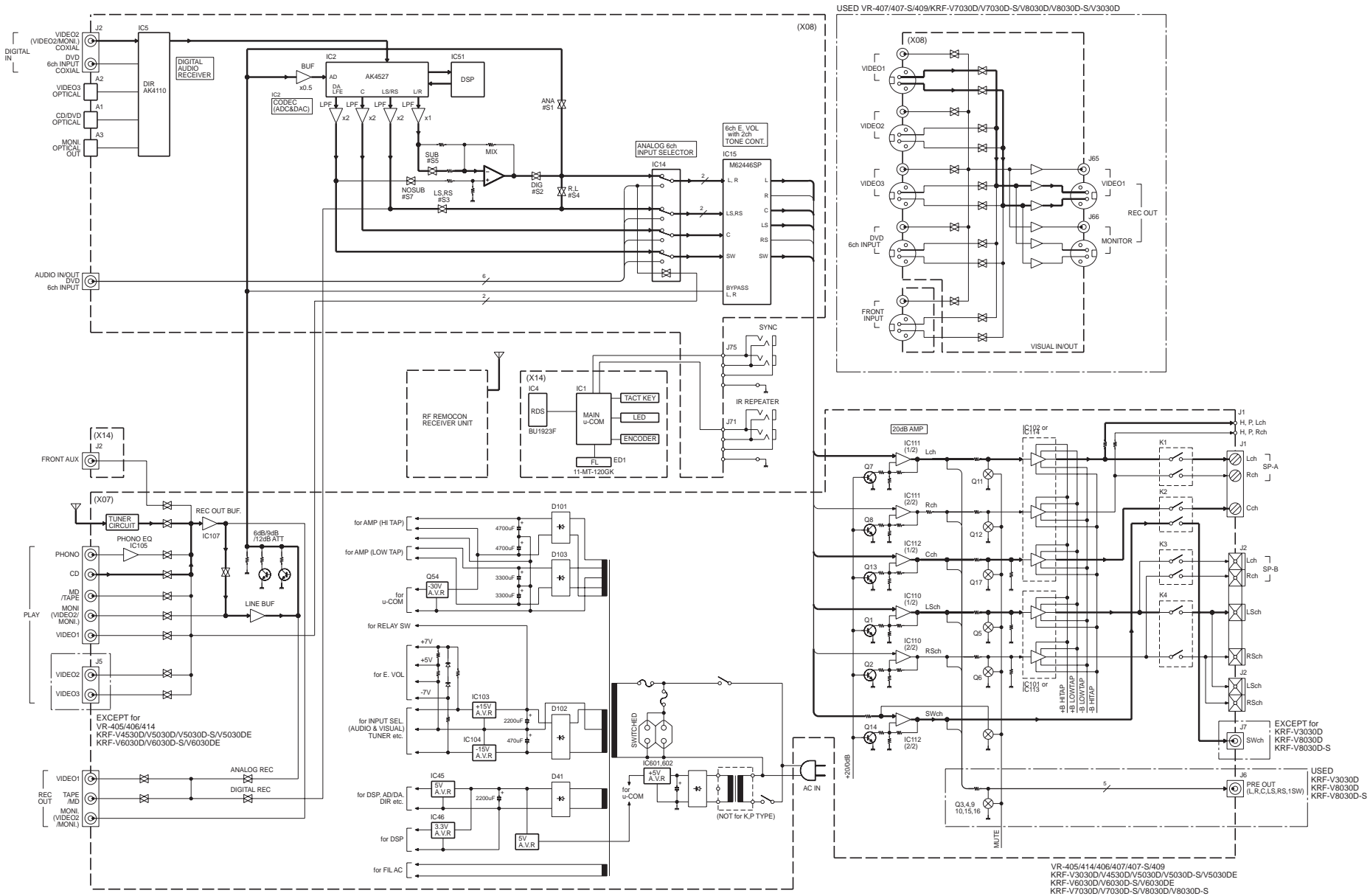
⓴ **VOLUME keys**

Use to adjust the receiver volume.

## CONTROLS

KRF-V4530D/V5030D/V6030D/VR-405/406/414

# KRF-V4530D/V5030D/V6030D/VR-405/406/414 BLOCK DIAGRAM



# KRF-V4530D/V5030D/V6030D/VR-405/406/414

## CIRCUIT DESCRIPTION

### Pin description of microprocessor : X14,IC1(MN101C35DRA)

Pin No.	Pin Name	I/O	Description
1	S. DATA	I/O	Serial data signal.
2	S.BUS	I/O	Serial busy signal.
3	SEL. ST1	O	Strobe output to input selector ( IC106).
4	SEL/VOL/PLL DT	O	Data output to selector,volume and PLL IC.
5	SEL/VOL/PLL CLK	O	Clock output to selector,volume and PLL IC.
6	SEL. ST2	O	Strobe 2 output to input selector ( IC109).
7	PLL. CE	O	PLL chip enable.
8	Vdd (+5v)	-	Power supply.
9	OSC OUT	O	8MHz clock output.
10	OSC IN	I	8MHz clock input.
11	Vss	-	Connected to ground.
12	X IN	-	Connected to ground.
13	X OUT	-	No used.
14	MMCD	-	Connected to ground.
15	Vref-	-	Connected to ground.
16,17	KEY2,KEY1	I	Input terminal of key1 and key2.
18	MODEL TYPE	I	Discrimination port of models.
19	TH. SENS	I	No used.
20	PROTECT	I	Detection port of protection signal 1.
21	PROTECT2	I	Detection port of protection signal 2.
22	S.LEVEL/CH SPACE	I	RDS S level and channel space changeover.
23	PLL DO	I	RDS PLL data signal input.
24	Vref+	-	Reference voltage of AD converter..
25	CE	I	Chip enable.
26	RESET	I	Reset signal input.
27	T. MUTE	O	Muting signal output to tuner.
28	RF ST	O	CE signal output of RF receiver IC.
29	RF DT	O	Data signal output of RF receiver IC.
30	RF CLK	O	Clock signal output of RF receiver IC.
31	VOL.ST	O	Latch output of electric volume.
32	DSP INTREQ	I/O	Detection port of DSP INTREQ.
33	DTS DET	I	Detection port of DTS data.
34	REMOCON	I	Remote control signal input.
35	DIR ERR	I	Detection port of DIR error signal.
36	DZF	I	Detection port of CODEC zero input.
37	RDS.CLK	I	RDS clock input.
38	RDS.DAT/CE2	I	RDS data input./u-COM chip enable 2.
39	DSP/DIR/CORDEC CDIN	O	Serial data output.
40	DSP/DIR/CDOUT	I	Serial data input.
41	DSP/DIR/CORDEC CCLK	O	Clock output to IC2, IC5 and IC51on X08.
42	DSP CS	O	DSP chip select.
43	DSP PD	O	DSP power down.
44	DIR CODEC CS	O	CODEC chip select.
45	DIR CODEC PD	O	DIR CODEC power down.
46	NO USE	-	No used.
47-57	1G-11G	O	FL grid control(1G-11G).
58-74	P1-P17	O	FL segment control(P1-P17).
75	PACK CONT.	O	Power pack control.
76	LIMMITER	O	Control port of A class power supply.
77	REAR RE	O	Relay control terminal of surround speaker.
78	CENTER RE	O	Relay control terminal of center speaker.
79	FB RE	O	Relay control terminal of front B speaker.
80	FA RE	O	Relay control terminal of front A speaker.

# KRF-V4530D/V5030D/V6030D/VR-405/406/414

## CIRCUIT DESCRIPTION

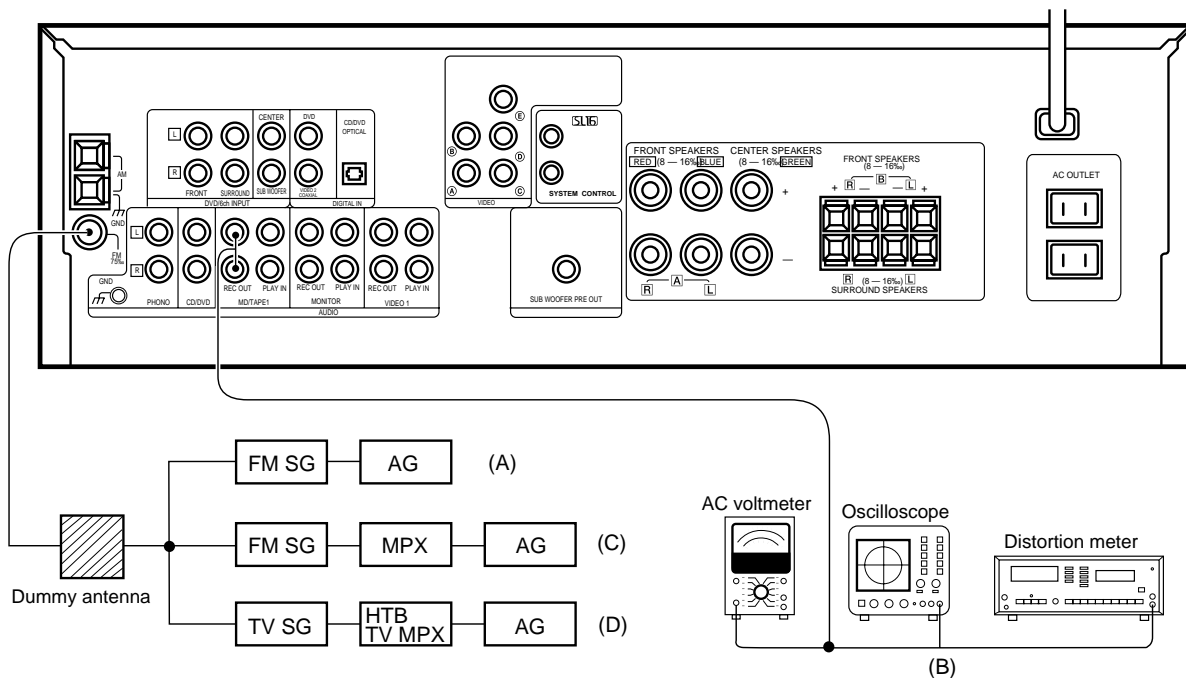
Pin No.	Pin Name	I/O	Description
81	POWER RE	O	Power relay control.
82	CS5. 1(DOWN MIX)LED	O	Control terminal of CS5.1(DOWN MIX) LED.
83	3 STEREO LED	O	Control terminal of 3 STEREO LED.
84	DTS LED	O	Control terminal of DTS LED.
85	DOLBY DIGITAL LED	O	Control terminal of DOLBY DIGITAL LED.
86	PROLOGIC LED	O	Control terminal of PROLOGIC LED.
87	STANDBY LED	O	Control terminal of STANDBY LED.
88	PRE OUT MUTE	O	Muting control terminal of pre out.
89	20dB ATT	O	20dB attenuation(volume) control terminal.
90	A.MUTE	O	Audio muting signal output.
91	ABOOT	O	EPROM CS.
92	MULTI. ENC CW	I	Multi cont. encoder signal input(clockwise).
93	MULTI. ENC CCW	I	Multi cont. encoder signal input(counterclockwise).
94	SEL. ENC CW	I	Selector encoder signal input(clockwise).
95	SEL. ENC CCW	I	Selector encoder signal input(counterclockwise).
96	VOL. ENC CW	I	Volume encoder signal input(clockwise).
97	VOL. ENC CCW	I	Volume encoder signal input(counterclockwise).
98	STEREO	I	Stereo (tuner) signal input.
99	SD	I	Tuner (SD)detector input.
100	Vpp(-30V)	-	FL power supply(-35V).

# KRF-V4530D/V5030D/V6030D/VR-405/406/414

## ADJUSTMENT

No.	ITEM	INPUT SETTINGS	OUTPUT SETTINGS	RECEIVER SETTINGS	ALIGNMENT POINTS	ALIGN FOR	FIG.
<b>FM SECTION : EXCEPT E,T type      SELECTOR : FM</b>							
1	DISCRIMINATOR (K,P only)	(A) 98.0MHz 1kHz, ±75kHz dev. 70dBf (ANT. input)	Connect a DC voltmeter between CN4 ① and CN4 ② (X07)	98.0MHz	L4 (X07)	0V	
2	TUNING LEVEL	(A) 98.0MHz MONO 1kHz, ±75kHz dev. 29.2dBf (ANT. input)	(B)	MONO 98.0MHz	VR1 (X07)	Adjust VR1 and stop at the point where ED1 (TUNED) goes on.	
<b>FM SECTION : E,T type only      SELECTOR : FM      ※ Adjust NO.1 and NO.2 repeat.</b>							
1	DISCRIMINATOR	(A) 98.0MHz 1kHz, ±40kHz dev. 70dBf (ANT. input)	Connect a DC voltmeter between CN4 ① and CN4 ② (X07)	MONO 98.0MHz	L4 (X07)	0V	
2	DISTORTION (MONO)	(A) 98.0MHz 1kHz, ±40kHz dev. MONO 70dBf (ANT. input)	(B)	MONO 98.0MHz	L5 (X07)	Minimum distortion	
3	DISTORTION (STEREO)	(C) 98.0MHz 1kHz, ±40kHz dev. Selector : L or R Pilot : ±6kHz dev. 70dBf (ANT. input)	(B)	AUTO 98.0MHz	IFT (FRONT END : A1)	Minimum distortion (L or R)	
4	TUNING LEVEL	(A) 98.0MHz MONO 1kHz, ±40kHz dev. 29.2dBf (ANT. input)	(B)	MONO 98.0MHz	VR1 (X07)	Adjust VR1 and stop at the point where ED1 (TUNED) goes on.	

## SYSTEM CONNECTIONS





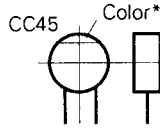
# KRF-V4530D/V5030D/V6030D/VR-405/406/414

## PARTS DESCRIPTIONS

### CAPACITORS

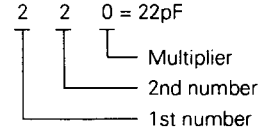
CC 45 TH 1H 220 J  
 1 2 3 4 5 6

- 1 = Type ... ceramic, electrolytic, etc.
- 2 = Shape ... round, square, ect.
- 3 = Temp. coefficient
- 4 = Voltage rating
- 5 = Value
- 6 = Tolerance



#### • Capacitor value

- 010 = 1pF
- 100 = 10pF
- 101 = 100pF
- 102 = 1000pF = 0.001μF
- 103 = 0.01μF



#### • Temperature coefficient

1st Word	C	L	P	R	S	T	U
Color*	Black	Red	Orange	Yellow	Green	Blue	Violet
ppm/°C	0	-80	-150	-220	-330	-470	-750

2nd Word	G	H	J	K	L
ppm/°C	±30	±60	±120	±250	±500

Example : CC45TH = -470 ± 60ppm/°C

#### • Tolerance (More than 10pF)

Code	C	D	G	J	K	M	X	Z	P	No code
(%)	±0.25	±0.5	±2	±5	±10	±20	+40 -20	+80 -20	+100 -0	More than 10μF -10 ~ +50 Less than 4.7μF -10 ~ +75

#### (Less than 10pF)

Code	B	C	D	F	G
(pF)	±0.1	±0.25	±0.5	±1	±2

#### • Voltage rating

2nd word \ 1st word	A	B	C	D	E	F	G	H	J	K	V
0	1.0	1.25	1.6	2.0	2.5	3.15	4.0	5.0	6.3	8.0	-
1	10	12.5	16	20	25	31.5	40	50	63	80	35
2	100	125	160	200	250	315	400	500	630	800	-
3	1000	1250	1600	2000	2500	3150	4000	5000	6300	8000	-

#### • Chip capacitors

(EX) C C 7 3 F S L 1 H 0 0 0 J  
 1 2 3 4 5 6 7

(Chip) (CH, RH, UJ, SL)

(EX) C K 7 3 F F 1 H 0 0 0 Z  
 1 2 3 4 5 6 7

(Chip) (B, F)

Refer to the table above.

- 1 = Type
- 2 = Shape
- 3 = Dimension
- 4 = Temp. coefficient
- 5 = Voltage rating
- 6 = Value
- 7 = Tolerance

#### Dimension (Chip capacitors)

Dimension code	L	W	T
Empty	5.6 ± 0.5	5.0 ± 0.5	Less than 2.0
A	4.5 ± 0.5	3.2 ± 0.4	Less than 2.0
B	4.5 ± 0.5	2.0 ± 0.3	Less than 2.0
C	4.5 ± 0.5	1.25 ± 0.2	Less than 1.25
D	3.2 ± 0.4	2.5 ± 0.3	Less than 1.5
E	3.2 ± 0.2	1.6 ± 0.2	Less than 1.25
F	2.0 ± 0.3	1.25 ± 0.2	Less than 1.25
G	1.6 ± 0.2	0.8 ± 0.2	Less than 1.0

### RESISTORS

#### • Chip resistor (Carbon)

(EX) R K 7 3 E B 2 B 0 0 0 J  
 1 2 3 4 5 6 7

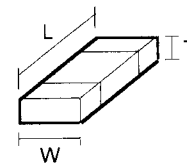
(Chip) (B, F)

#### • Carbon resistor (Normal type)

(EX) R D 1 4 B B 2 C 0 0 0 J  
 1 2 3 4 5 6 7

- 1 = Type
- 2 = Shape
- 3 = Dimension
- 4 = Temp. coefficient
- 5 = Rating wattage
- 6 = Value
- 7 = Tolerance

#### Dimension



#### Dimension (Chip resistor)

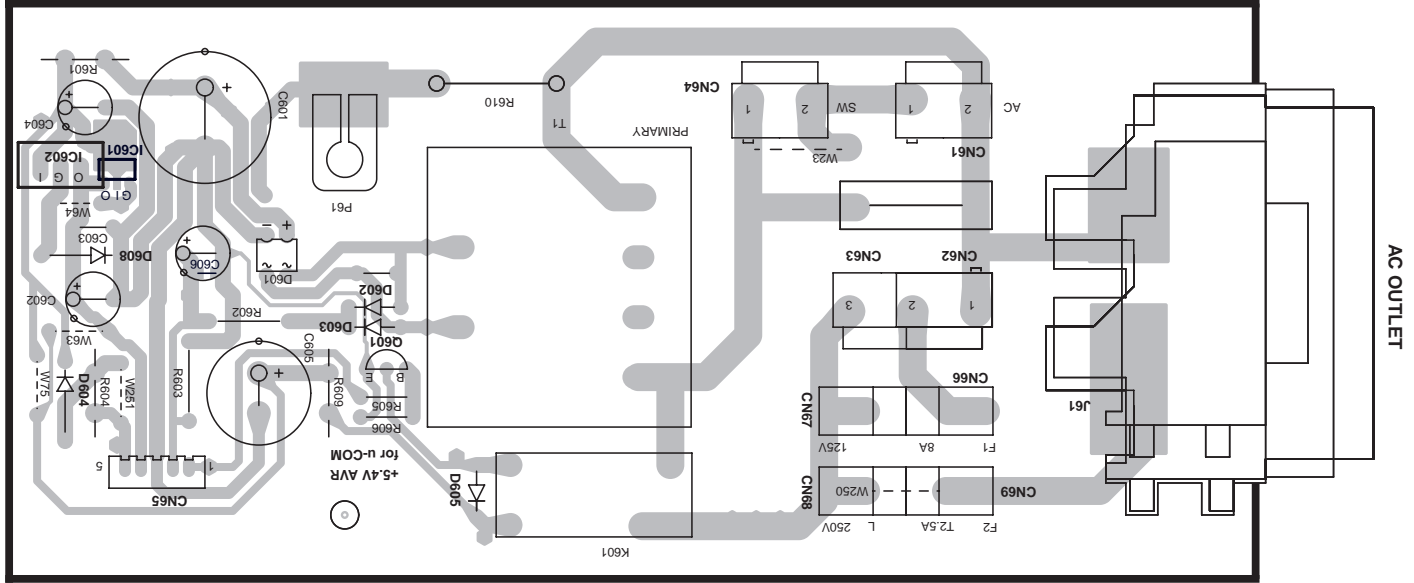
Dimension code	L	W	T
E	3.2 ± 0.2	1.6 ± 0.2	1.0
F	2.0 ± 0.3	1.25 ± 0.2	1.0
G	1.6 ± 0.2	0.8 ± 0.2	0.5 ± 0.1

#### Rating wattage

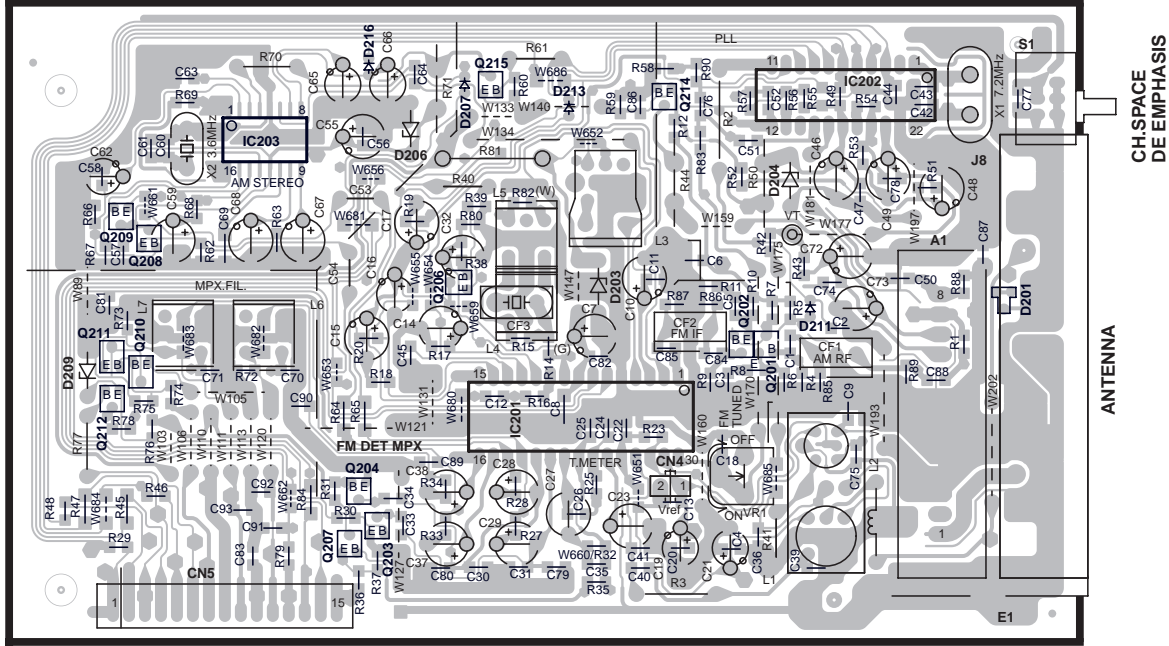
Code	Wattage	Code	Wattage	Code	Wattage
1J	1/16W	2C	1/6W	3A	1W
2A	1/10W	2E	1/4W	3D	2W
2B	1/8W	2H	1/2W		

# PC BOARD (Component side view)

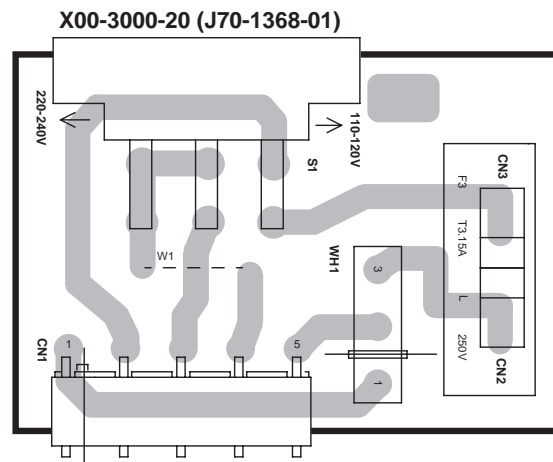
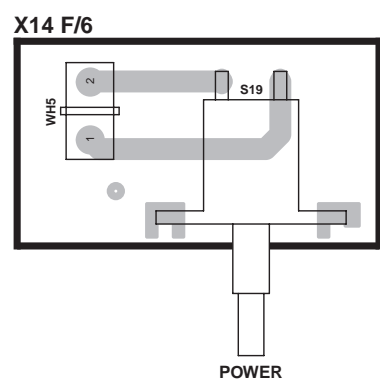
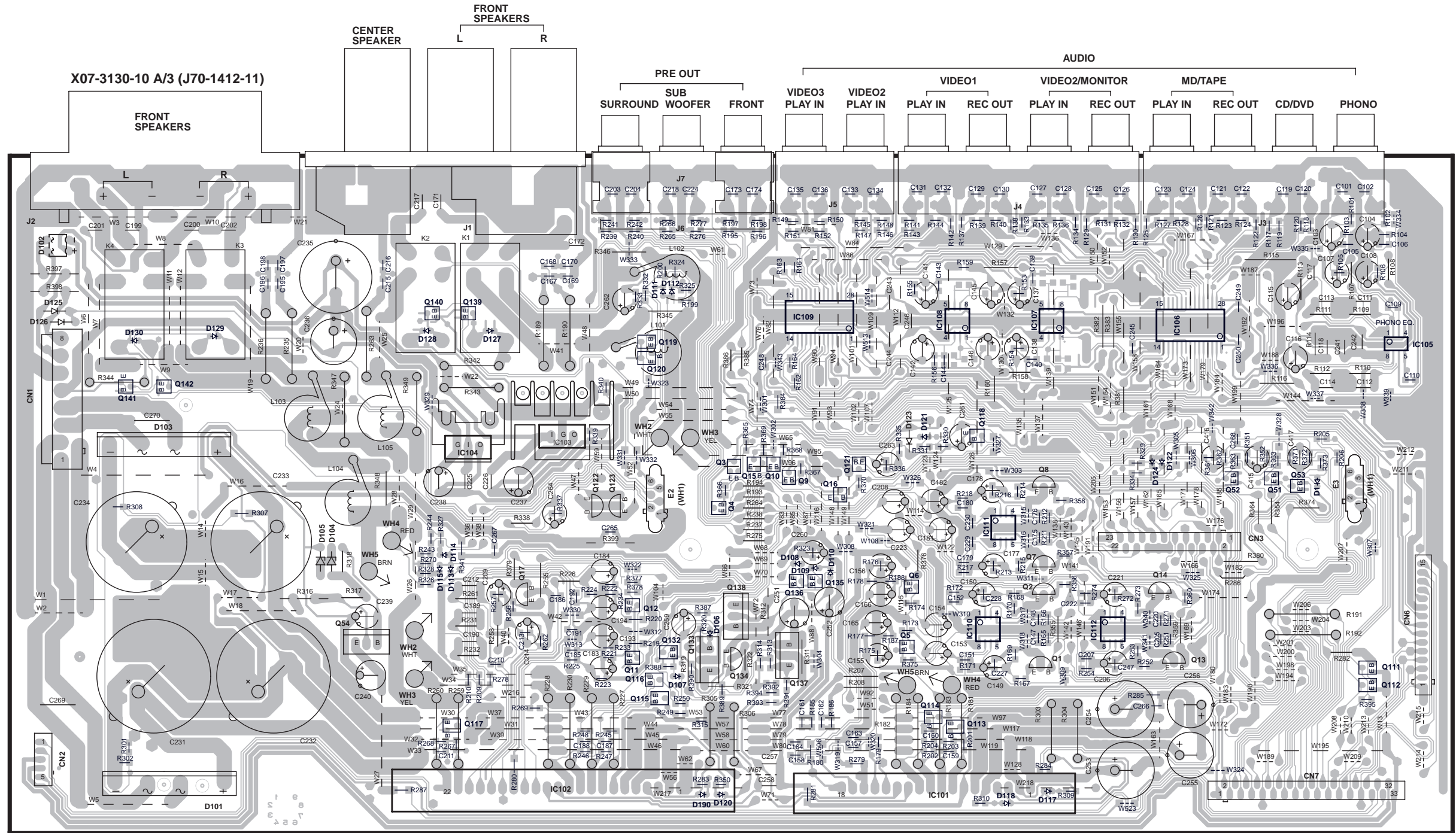
X07-3130-10/X07-3140-10 C/3 (J70-1412-11)/(J70-1370-11)



X07 B/3

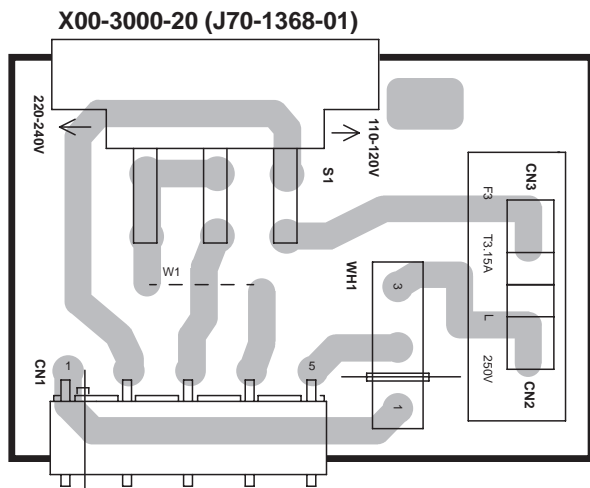
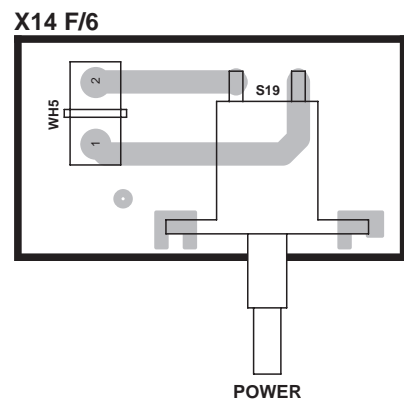
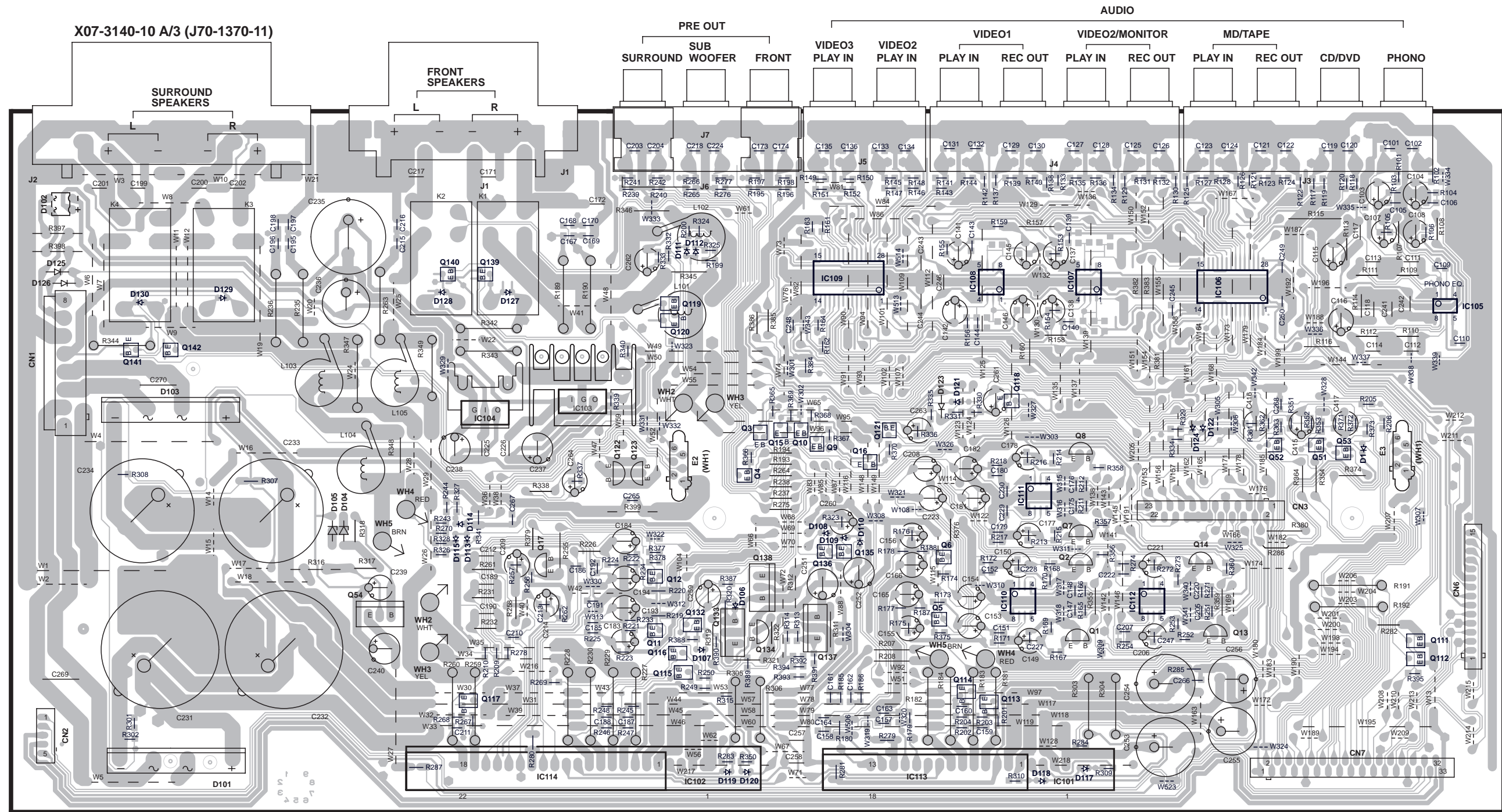


# PC BOARD (Component side view)

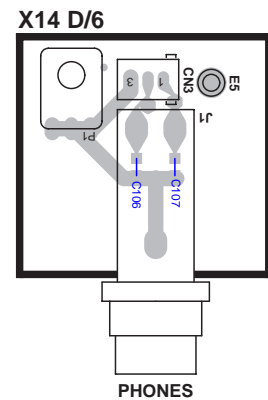
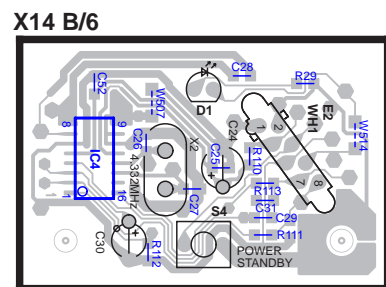
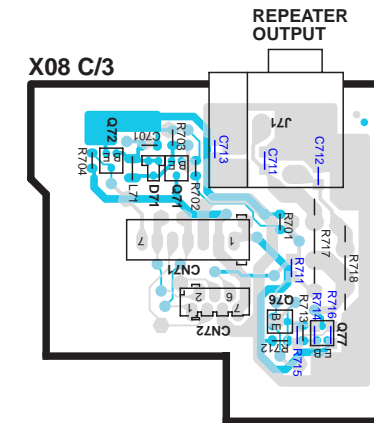
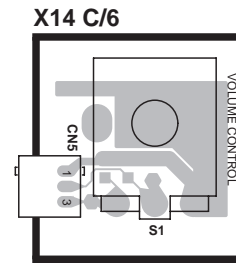
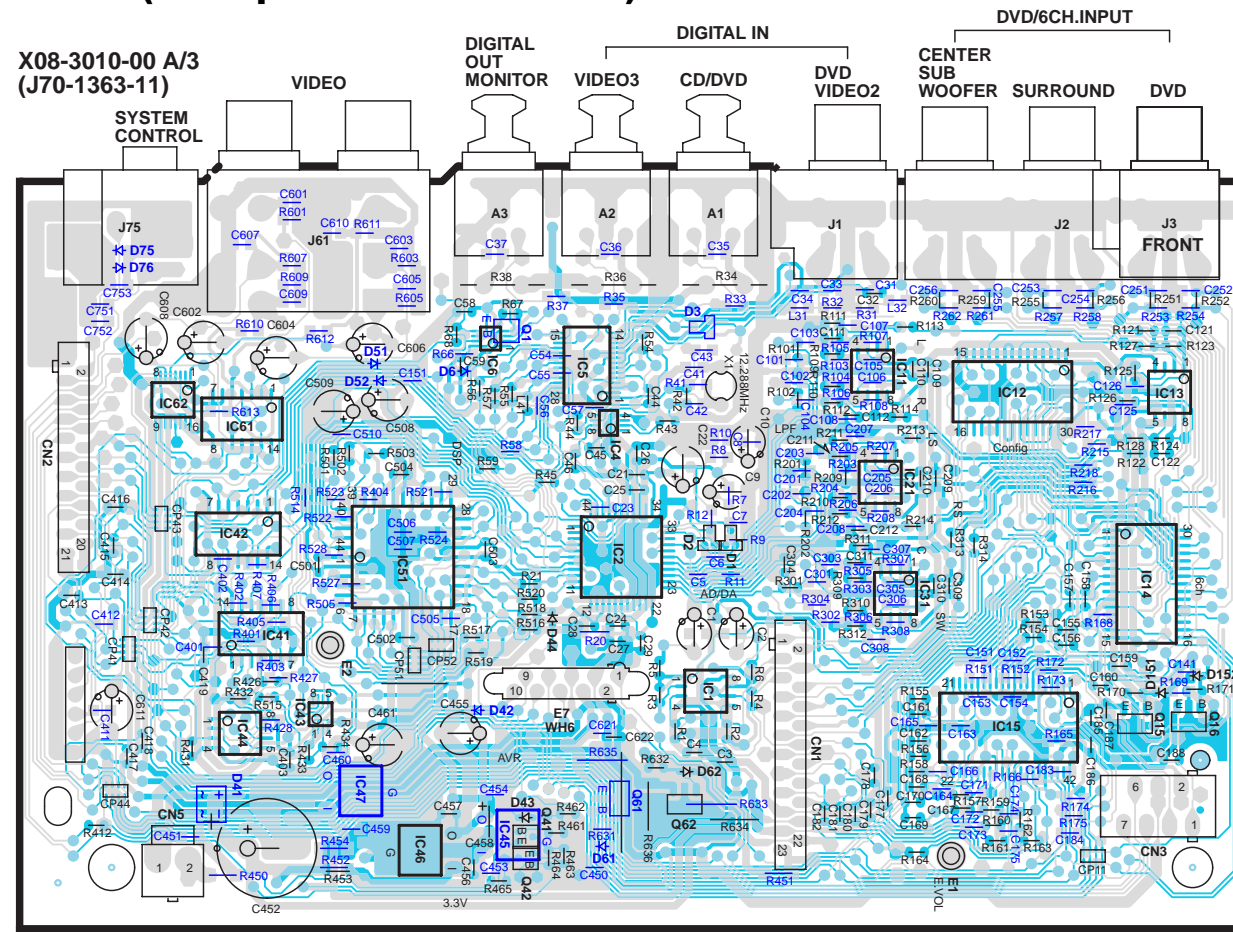


Refer to the schematic diagram for the value of resistors and capacitors.

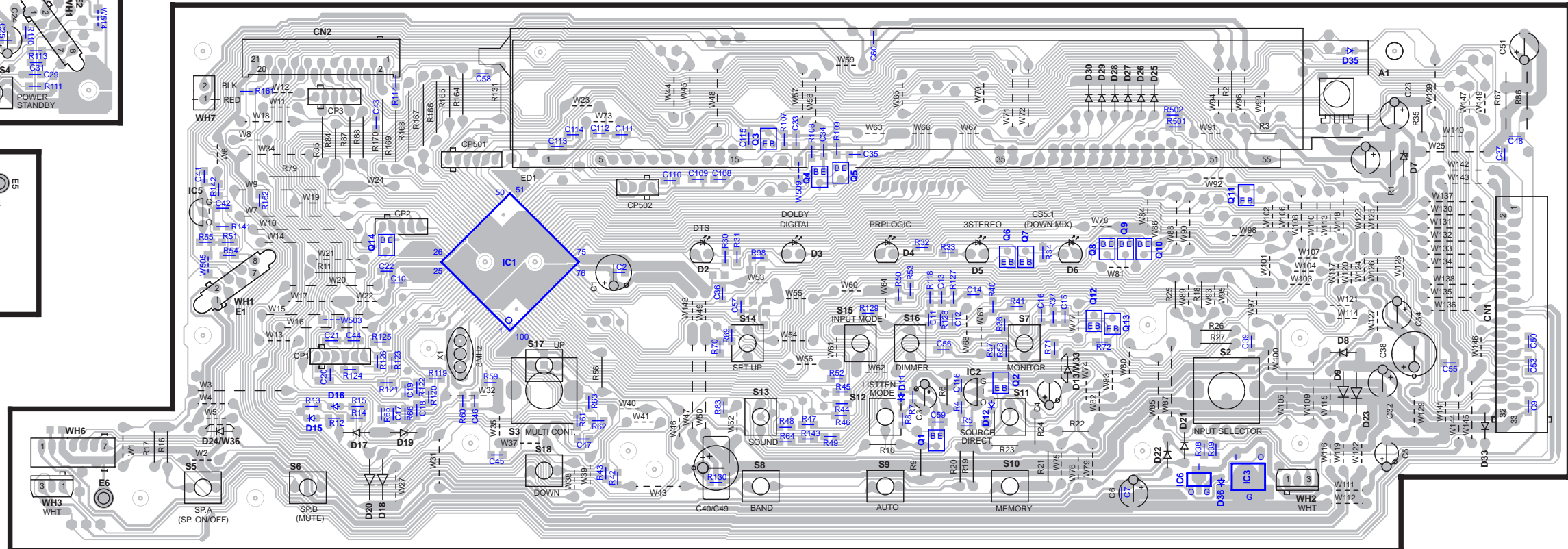
# PC BOARD (Component side view)



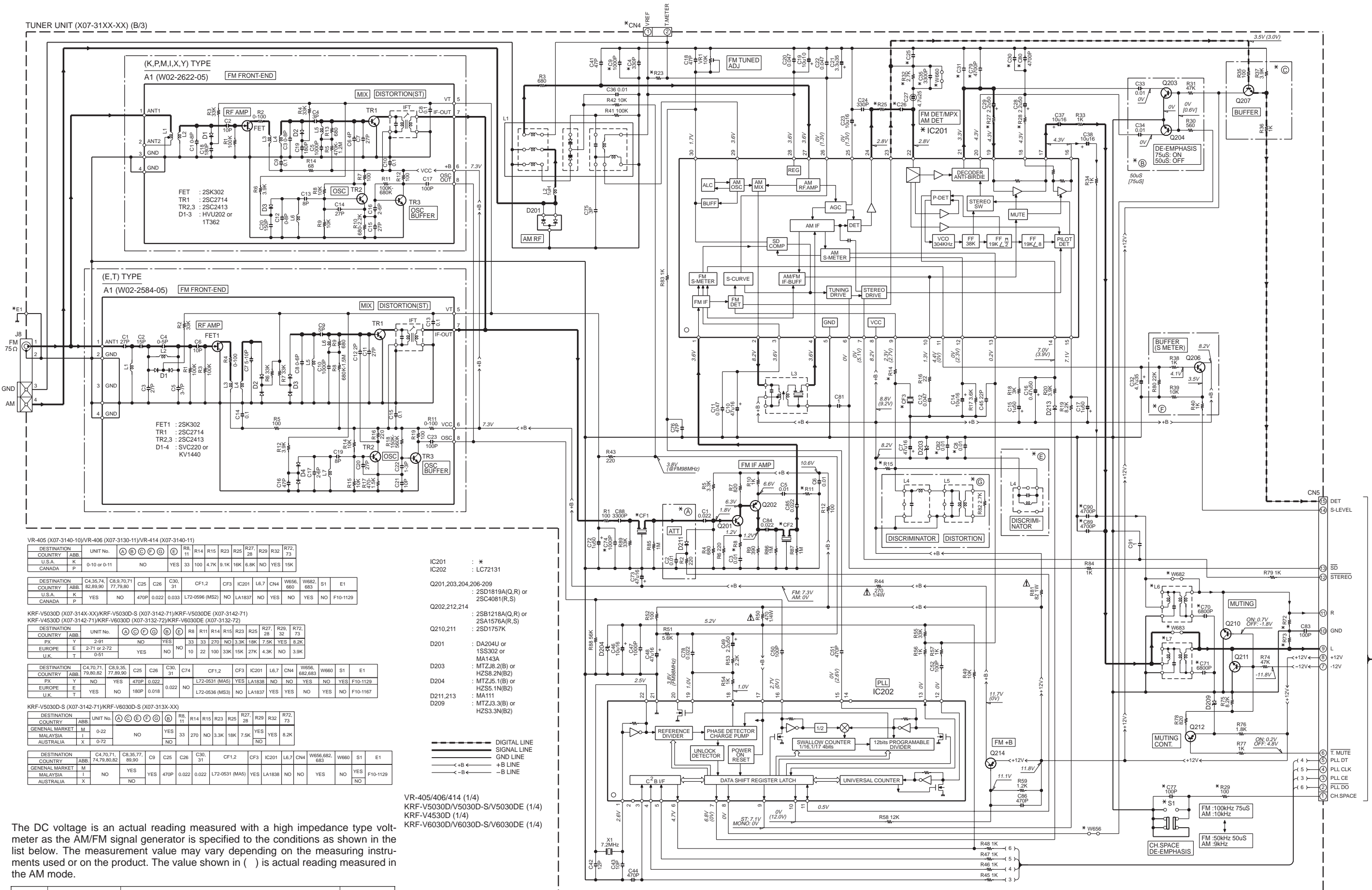
# PC BOARD (Component side view)



**X14-7120-10 A/6 (J70-1409-11)**



TUNER UNIT (X07-31XX-XX) (B/3)



VR-405 (X07-3140-10)/VR-406 (X07-3130-11)/VR-414 (X07-3140-11)																					
DESTINATION	COUNTRY	UNIT No.	(A)	(B)	(C)	(D)	(E)	(F)	(G)	(H)	(I)	R8, 11	R14	R15	R23	R25	R27, 28	R29	R32	R72, 73	
U.S.A.	K	0-10 or 0-11	NO	YES	YES	YES	YES	YES	YES	YES	YES	NO	NO	NO	NO	NO	NO	NO	NO	NO	NO
CANADA	P											NO	NO	NO	NO	NO	NO	NO	NO	NO	NO

KRF-V5030D (X07-314X-XX)/KRF-V5030D-S (X07-3142-71)/KRF-V5030DE (X07-3142-71)																					
DESTINATION	COUNTRY	UNIT No.	(A)	(B)	(C)	(D)	(E)	(F)	(G)	(H)	(I)	R8	R11	R14	R15	R23	R25	R27, 28	R29	R32	R72, 73
U.S.A.	K	2-91	NO	NO	NO	NO	NO	NO	NO	NO	NO	NO	NO	NO	NO	NO	NO	NO	NO	NO	NO
EUROPE	E	2-71 or 2-72	YES	NO	NO	NO	NO	NO	NO	NO	NO	NO	NO	NO	NO	NO	NO	NO	NO	NO	NO
U.K.	T	0-51	NO	NO	NO	NO	NO	NO	NO	NO	NO	NO	NO	NO	NO	NO	NO	NO	NO	NO	NO

KRF-V5030D-S (X07-3142-71)/KRF-V6030D-S (X07-313X-XX)																					
DESTINATION	COUNTRY	UNIT No.	(A)	(B)	(C)	(D)	(E)	(F)	(G)	(H)	(I)	R8, 11	R14	R15	R23	R25	R27, 28	R29	R32	R72, 73	
U.S.A.	K	79,80,82	NO	NO	NO	NO	NO	NO	NO	NO	NO	NO	NO	NO	NO	NO	NO	NO	NO	NO	NO
EUROPE	E	79,80,82	YES	NO	NO	NO	NO	NO	NO	NO	NO	NO	NO	NO	NO	NO	NO	NO	NO	NO	NO
U.K.	T	0-51	NO	NO	NO	NO	NO	NO	NO	NO	NO	NO	NO	NO	NO	NO	NO	NO	NO	NO	NO

KRF-V5030D-S (X07-3142-71)/KRF-V6030D-S (X07-313X-XX)																					
DESTINATION	COUNTRY	UNIT No.	(A)	(B)	(C)	(D)	(E)	(F)	(G)	(H)	(I)	R8, 11	R14	R15	R23	R25	R27, 28	R29	R32	R72, 73	
U.S.A.	K	74,79,80,82	NO	NO	NO	NO	NO	NO	NO	NO	NO	NO	NO	NO	NO	NO	NO	NO	NO	NO	NO
EUROPE	E	74,79,80,82	YES	NO	NO	NO	NO	NO	NO	NO	NO	NO	NO	NO	NO	NO	NO	NO	NO	NO	NO
U.K.	T	0-51	NO	NO	NO	NO	NO	NO	NO	NO	NO	NO	NO	NO	NO	NO	NO	NO	NO	NO	NO

The DC voltage is an actual reading measured with a high impedance type voltmeter as the AM/FM signal generator is specified to the conditions as shown in the list below. The measurement value may vary depending on the measuring instruments used or on the product. The value shown in ( ) is actual reading measured in the AM mode.

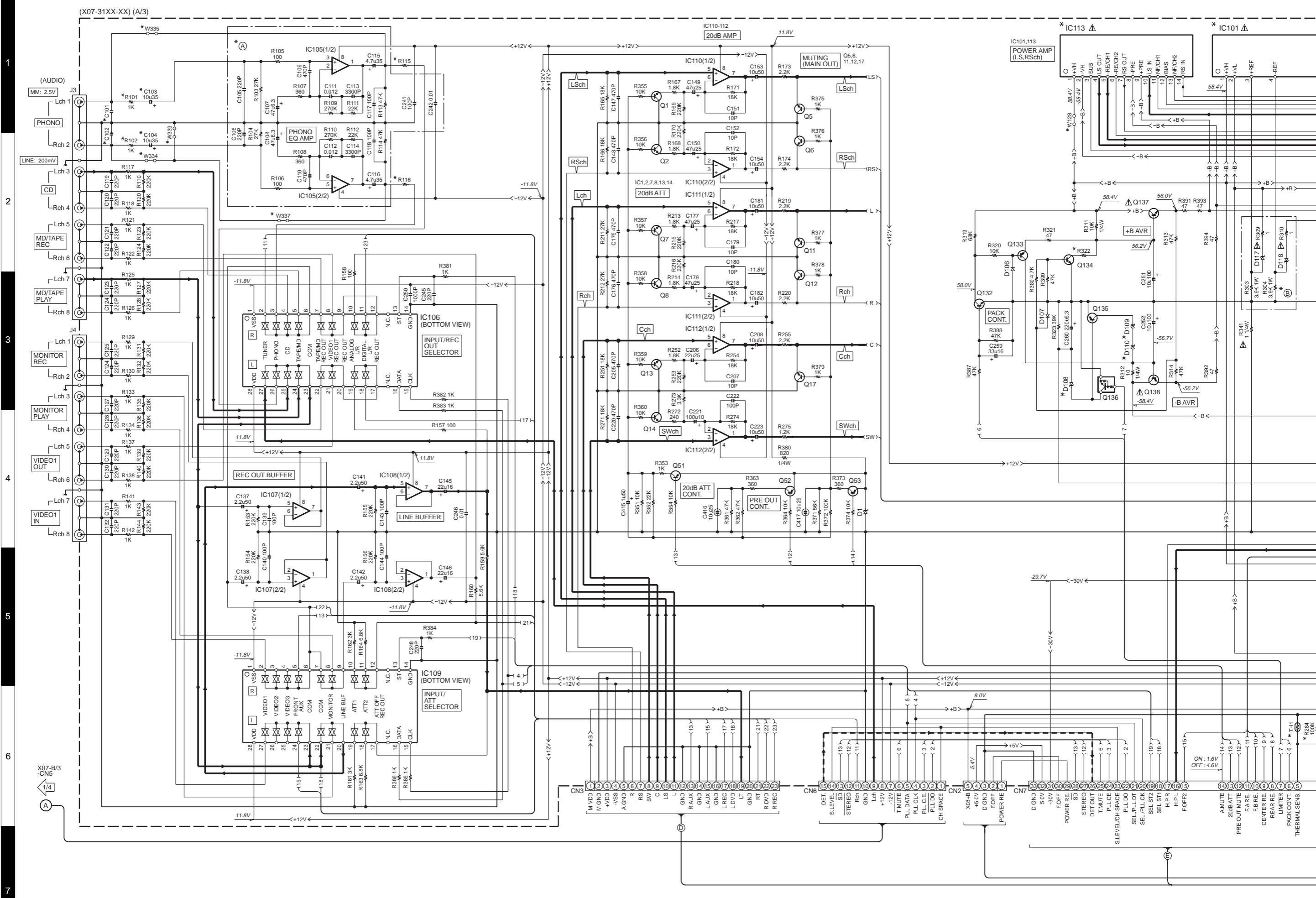
MODE	CARRIER	MODULATION		ANT INPUT
		FREQUENCY	DEVIATION	
FM	98MHz	1kHz	STEREO 67.5kHz 7.5kHz(Pilot)	60dB
AM	1000(999)kHz	400Hz	MONO 30% MOD	60dB

**CAUTION:** For continued safety, replace safety critical components only with manufacturer's recommended parts (refer to parts list).  $\Delta$  indicates safety critical components. For continued protection against risk of fire, replace only with same type and rating fuse(s). To reduce the risk of electric shock, leakage-current or resistance measurements shall be carried out (exposed parts are acceptably insulated from the supply circuit) before the appliance is returned to the customer.

KRF-V4530D/V5030D/V6030D/VR-405/406/414

Y05-4050-10

**KENWOOD**



2

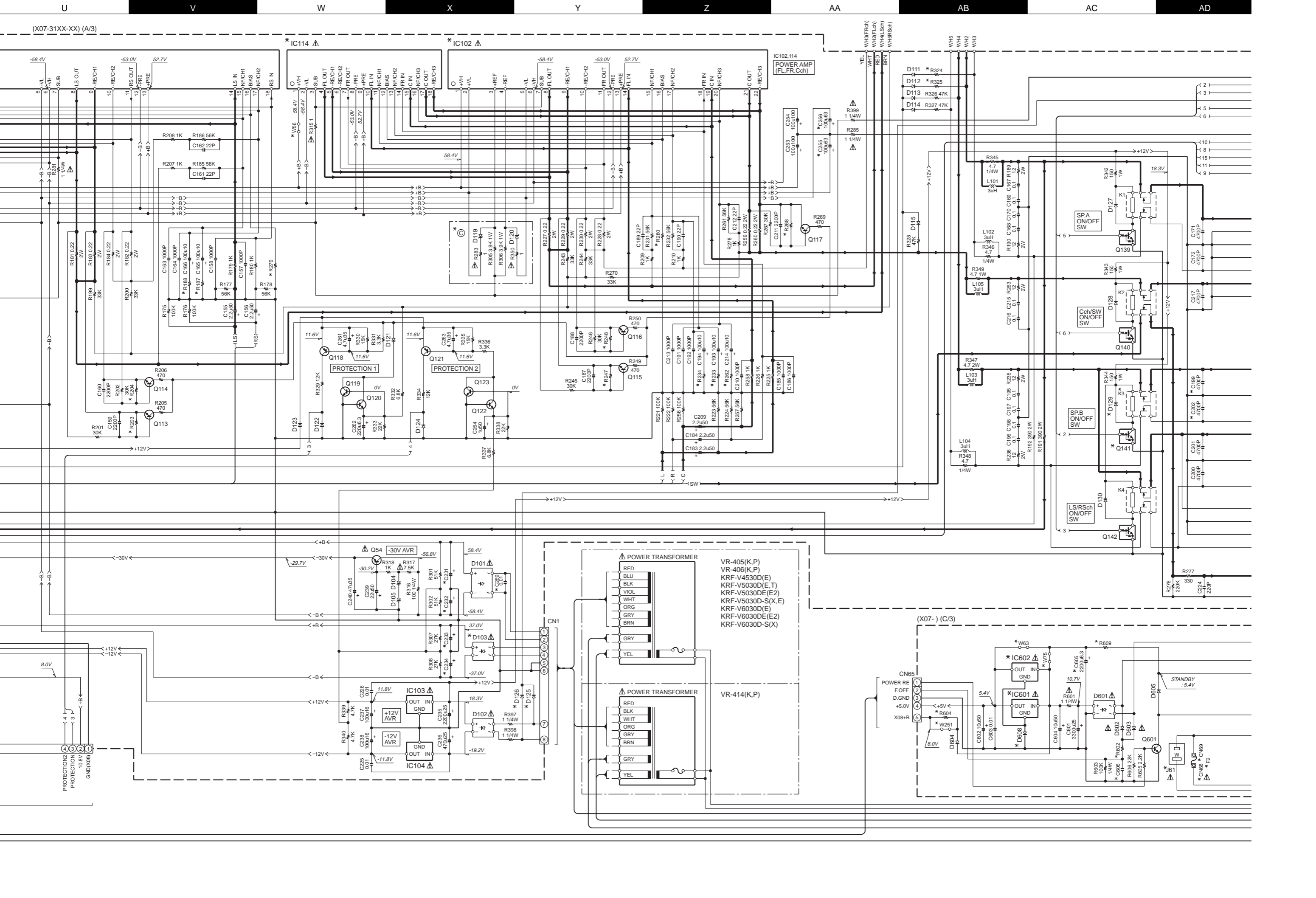
3

4

5

6

7



\* IC114

\* IC102

IC102, 114  
POWER AMP  
(FL, FR, Cch)

PROTECTION 1

PROTECTION 2

POWER TRANSFORMER

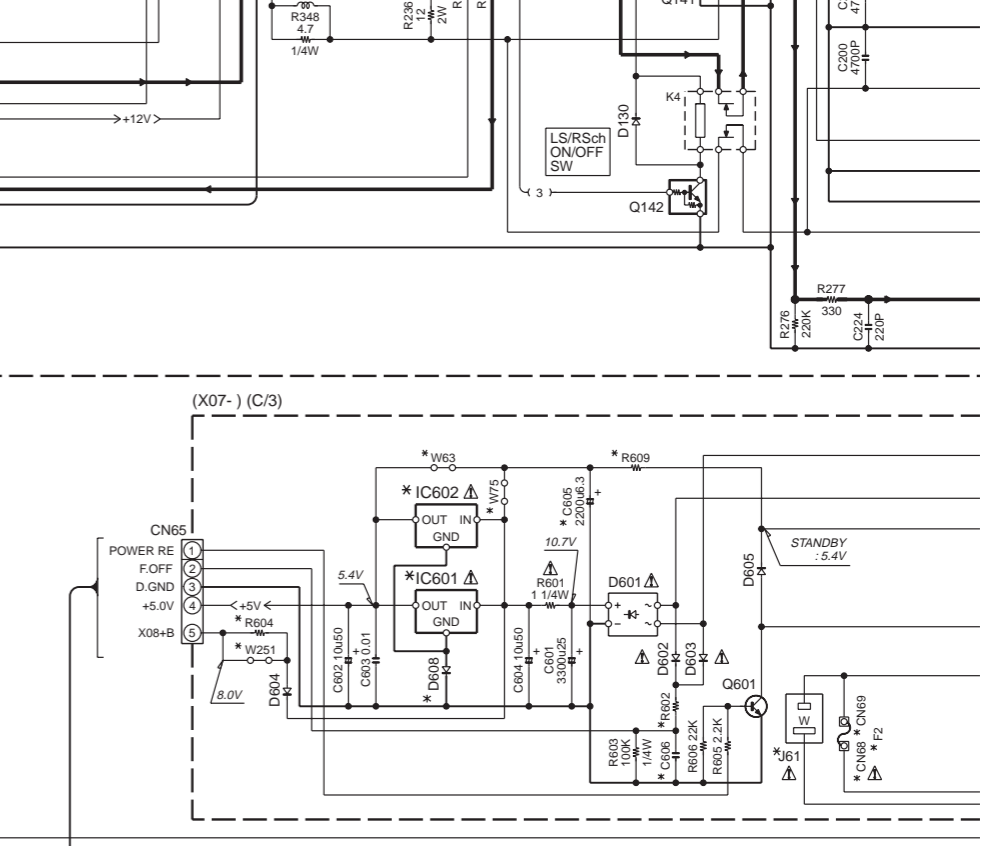
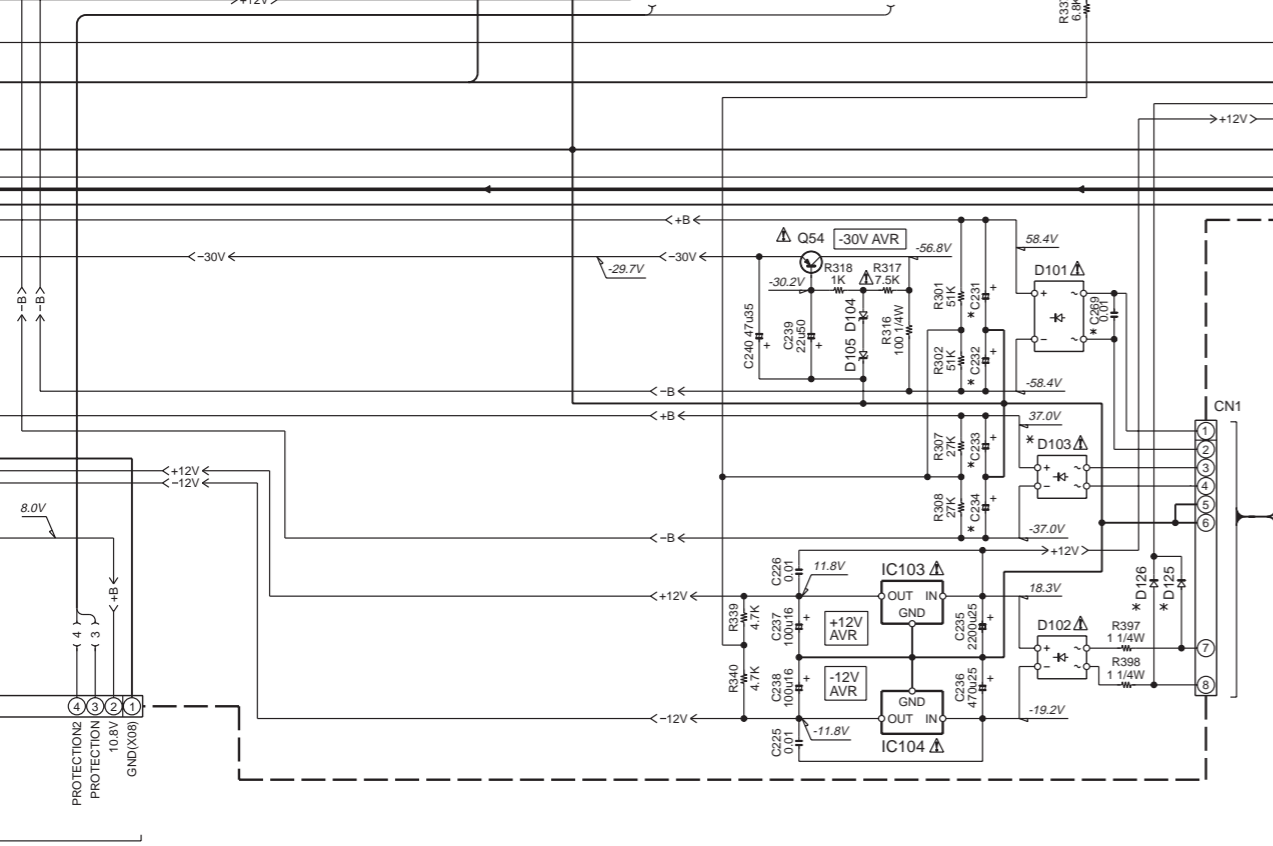
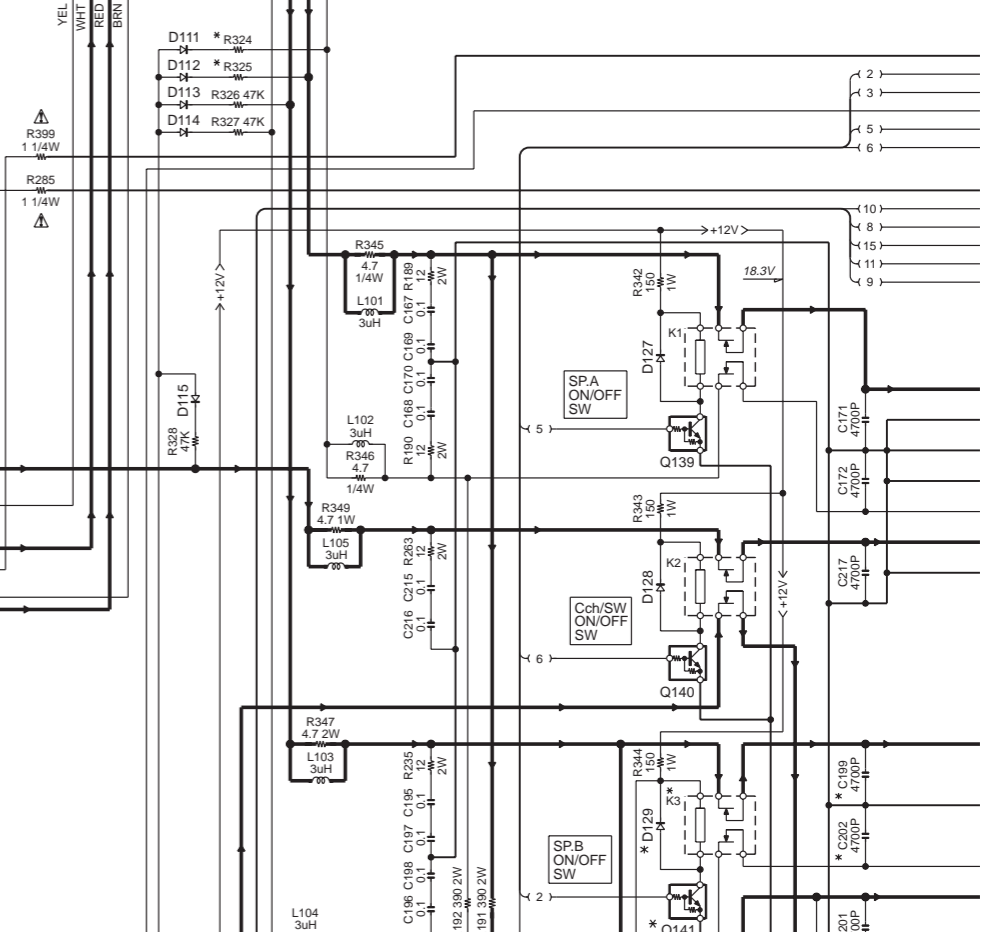
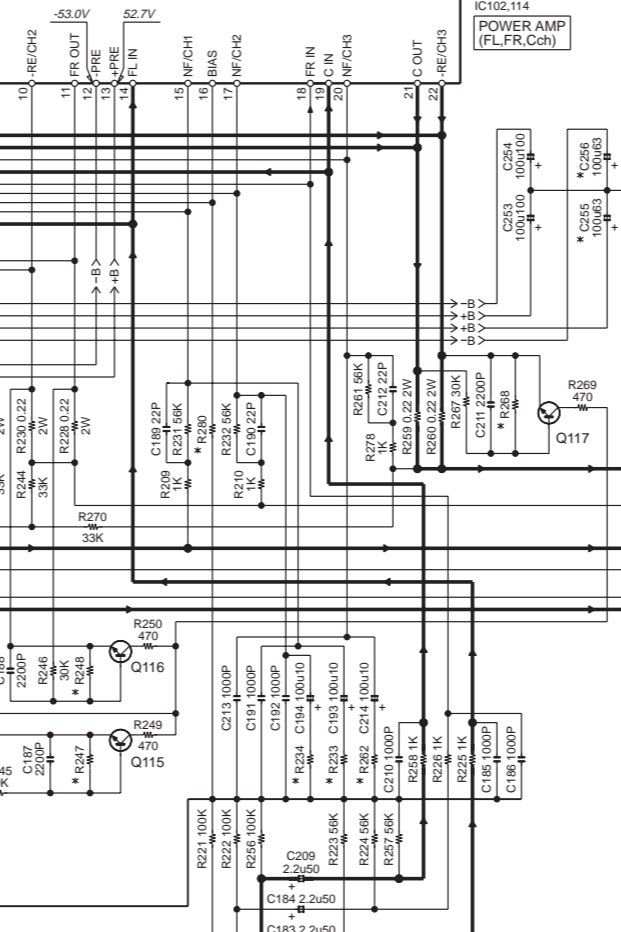
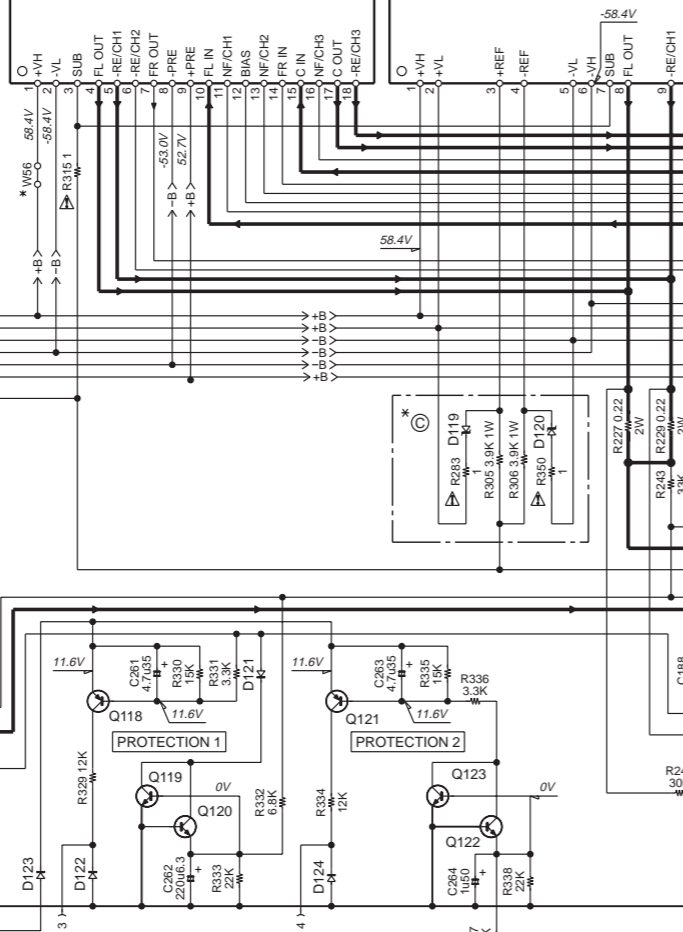
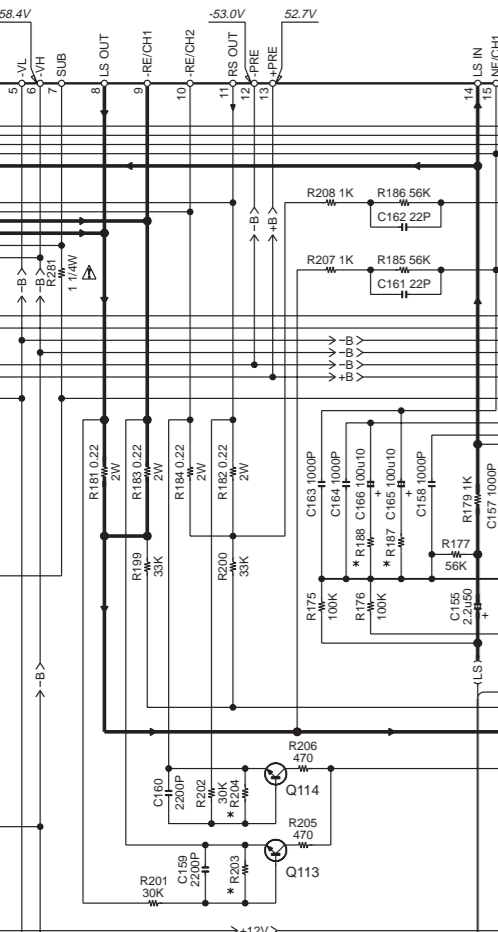
- VR-405(K,P)
- VR-406(K,P)
- KRF-V4530D(E)
- KRF-V5030D(E,T)
- KRF-V5030DE(E2)
- KRF-V5030D-S(X,E)
- KRF-V6030D(E)
- KRF-V6030DE(E2)
- KRF-V6030D-S(X)

POWER TRANSFORMER

VR-414(K,P)

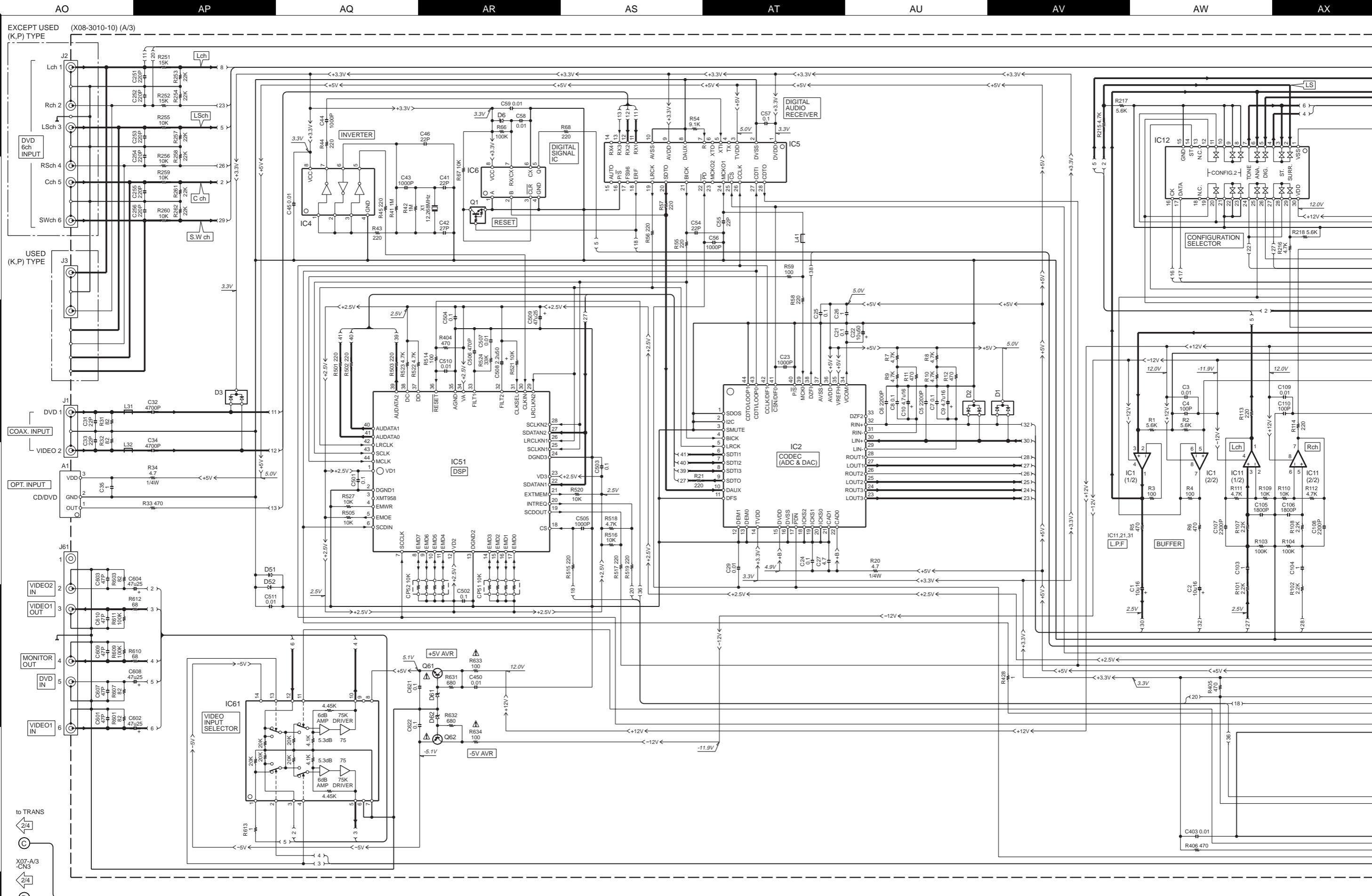
(X07-) (C/3)

STANDBY : 5.4V



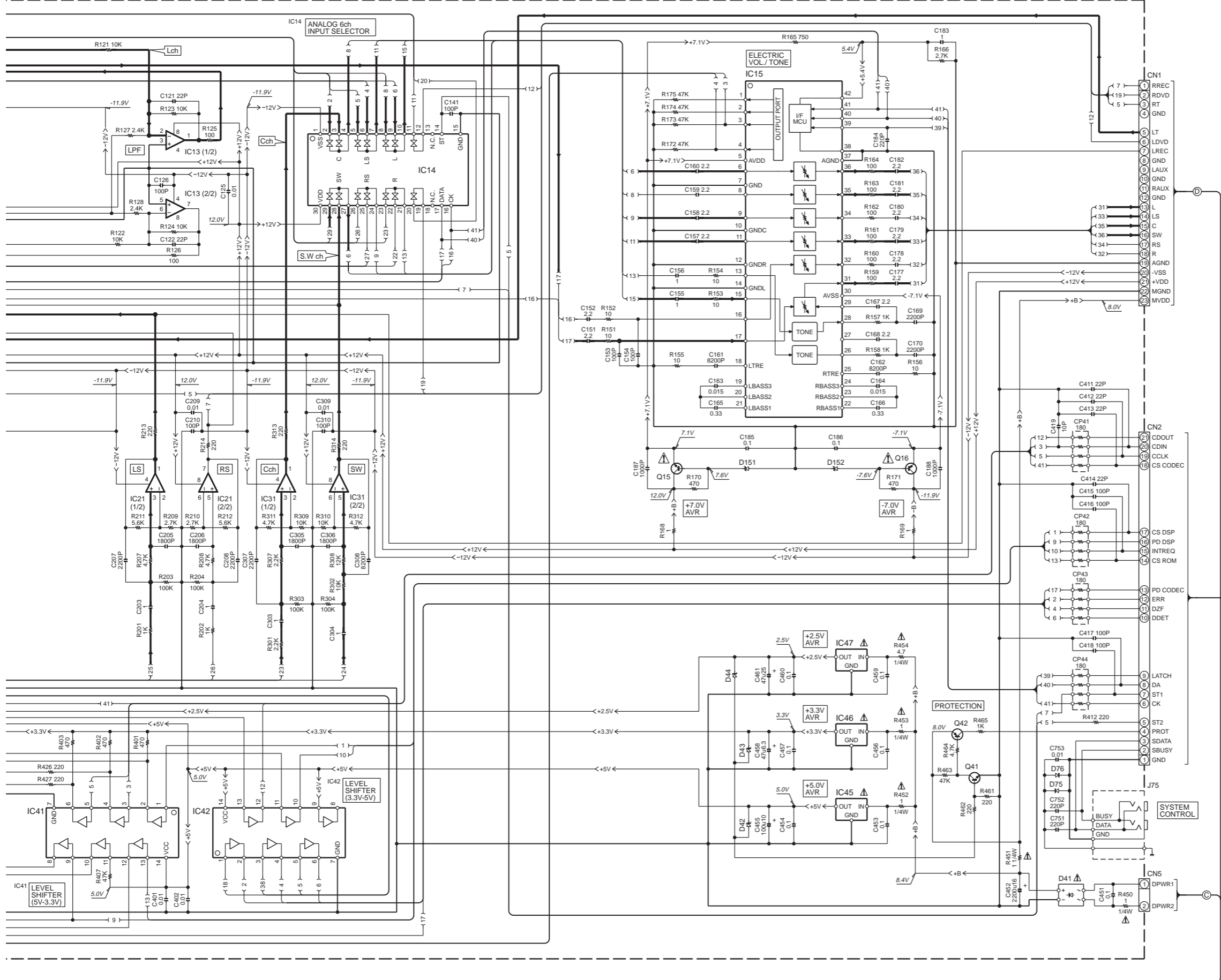






DOLBY and the double-D symbol are trademarks of Dolby Laboratories Licensing Corporation. Noise reduction circuit made under license from Dolby Laboratories Licensing Corporation.

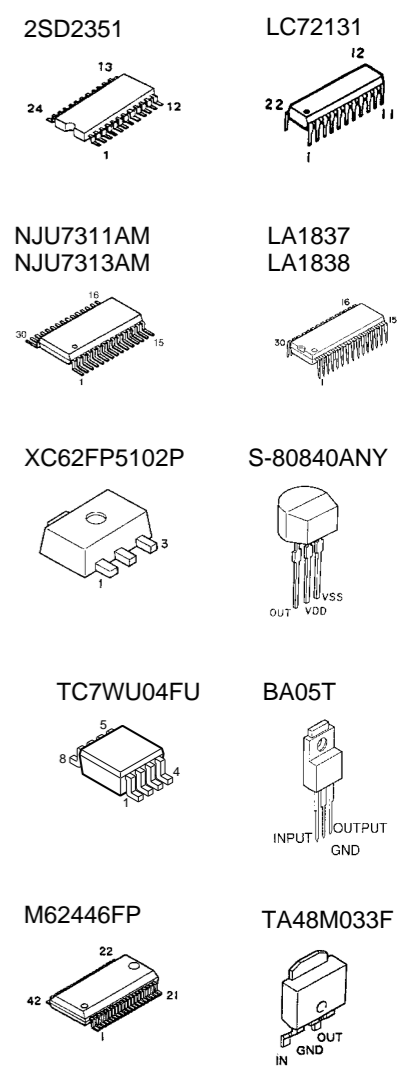
(X08-3010-10) (A/3)



- IC1,11,13,21,31 : NJM4565MD
- IC2 : AK4527-V0
- IC4 : TC7WU04FU
- IC5 : AK4110-VF
- IC6 : TC7WH123FU
- IC12,14 : NJM7311AM
- IC15 : M62446FP
- IC41 : TC74HC07AF
- IC42 : TC74HCT7007AF
- IC45 : TA48M05F
- IC46 : TA48M033F
- IC47 : TA48M025F
- IC51 : CS493253-CLR or CS493263-CLR
- IC61 : NJM2279M
  
- Q1 : DTC124EUA or UN5212
- Q15,61 : 2SD1664(Q,R) or 2SD1963(R,S)-G
- Q16,62 : 2SB1132(Q,R) or 2SB1308(Q,R)-G
- Q41 : 2SC4081(R,S) or 2SD1819A(Q,R)
- Q42 : 2SA1576A(Q,R) or 2SB1218A(Q,R)
  
- D1,3 : 1SS301 or DAN202U or MA142WK
- D2 : 1SS300 or DAP202U or MA142WA
- D6,75,76 : MA111
- D41 : S1ZB20(4072)
- D42,43,61,62 : UDZ5.6B
- D44 : UDZ3.9B
- D151,152 : UDZ7.5B

**CAUTION:** For continued safety, replace safety critical components only with manufacturer's recommended parts (refer to parts list). ⚠ indicates safety critical components. For continued protection against risk of fire, replace only with same type and rating fuse(s). To reduce the risk of electric shock, leakage-current or resistance measurements shall be carried out (exposed parts are acceptably insulated from the supply circuit) before the appliance is returned to the customer.

The DC voltage is an actual reading measured with a high impedance type voltmeter with a cassette loaded at playback mode. The measurement value may vary depending on the measuring instruments used or on the product. Bias circuit DC voltage is measured while in the record mode.

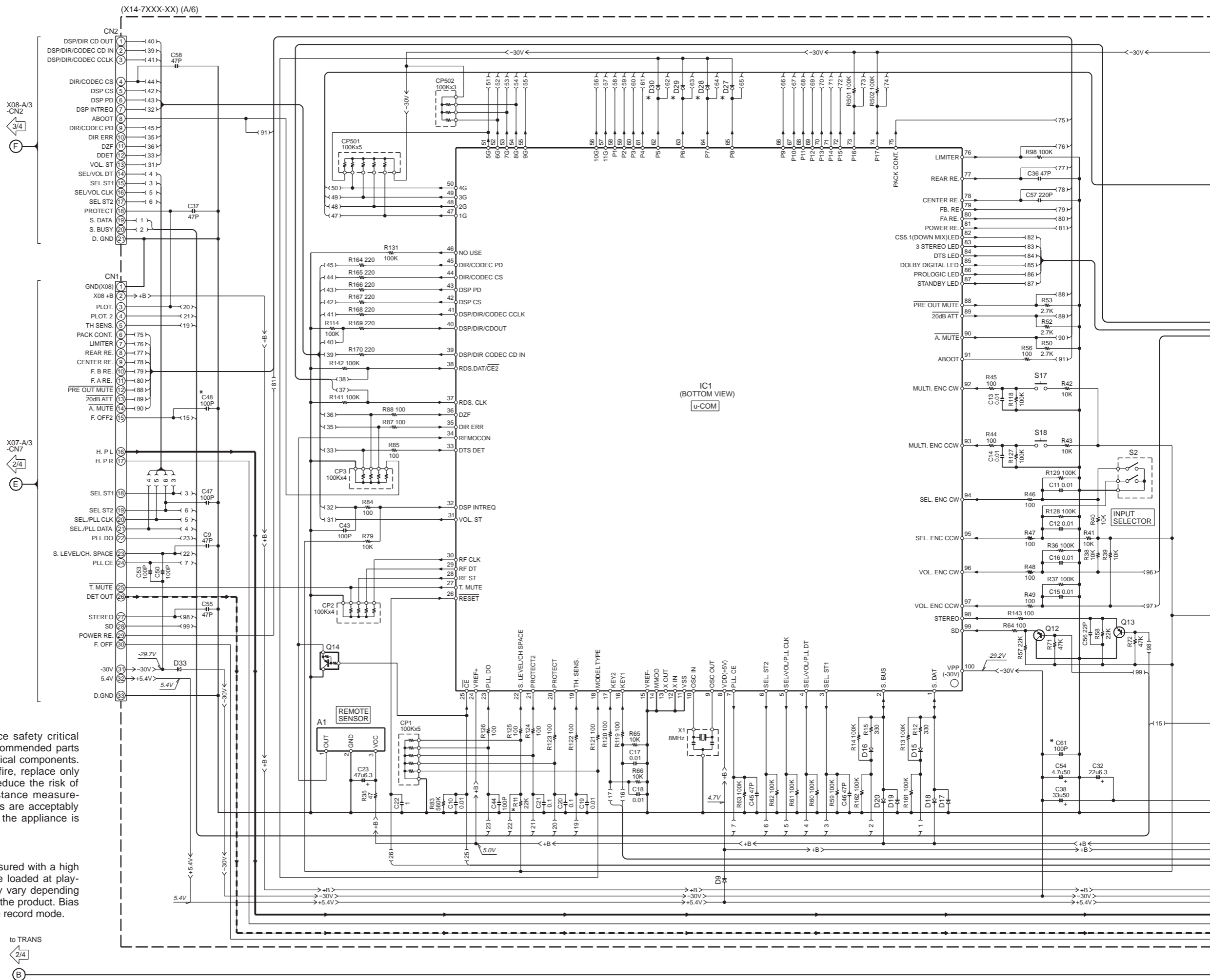


VR-405/406/414 (3/4)  
 KRF-V5030D/V5030D-S/V5030DE (3/4)  
 KRF-V4530D (3/4)  
 KRF-V6030D/V6030D-S/V6030DE (3/4)

# KRF-V4530D/V5030D/V6030D/VR-405/406/414

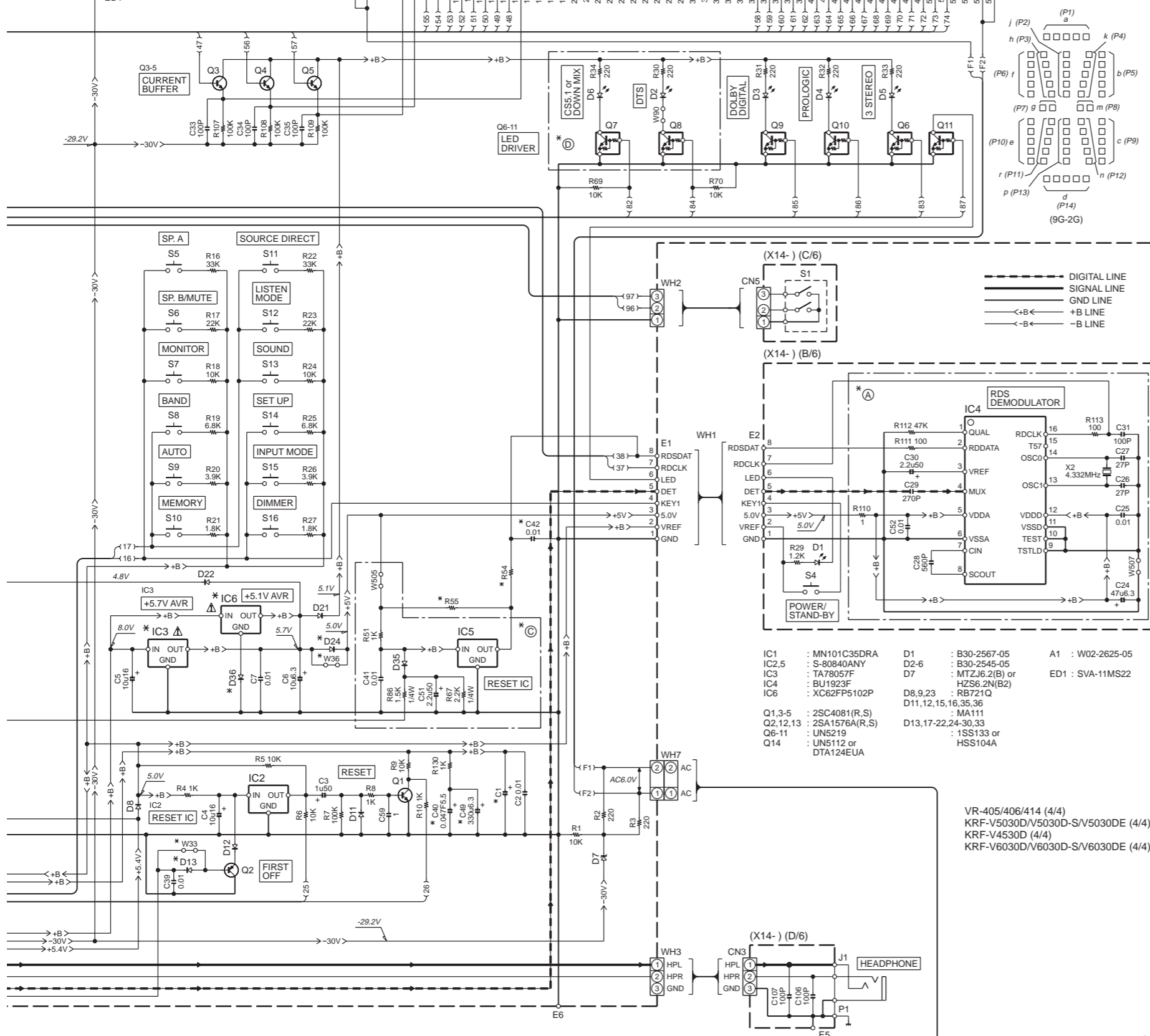
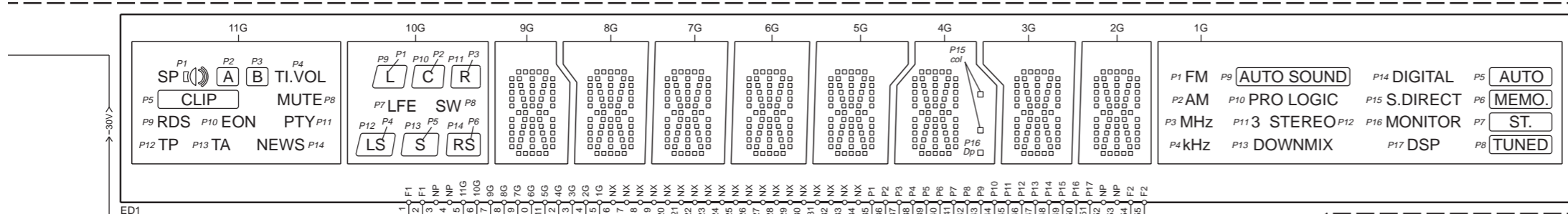
Y05-4050-10

**KENWOOD**



**CAUTION:** For continued safety, replace safety critical components only with manufacturer's recommended parts (refer to parts list).  $\Delta$  indicates safety critical components. For continued protection against risk of fire, replace only with same type and rating fuse(s). To reduce the risk of electric shock, leakage-current or resistance measurements shall be carried out (exposed parts are acceptably insulated from the supply circuit) before the appliance is returned to the customer.

The DC voltage is an actual reading measured with a high impedance type voltmeter with a cassette loaded at playback mode. The measurement value may vary depending on the measuring instruments used or on the product. Bias circuit DC voltage is measured while in the record mode.



VR-406 (X14-7120-10)

DESTINATION	COUNTRY	ABB.	UNIT No.	(A)	(B)	(C)	(D)	C1	C40,41,42,48,51,61	C49
U.S.A.	K		0-10					330u6.3	NO	YES
CANADA	P									

DESTINATION	COUNTRY	ABB.	D13,27	D24,28-30,35,36	IC3	IC5,6	R11,51,67,68	R54,55	R69,70	W33,36,505
U.S.A.	K		YES	NO	YES	NO	NO	NO	YES	NO
CANADA	P									

KRF-V6030D (X14-7122-71) : KRF-V6030DE (X14-7122-71)

DESTINATION	COUNTRY	ABB.	UNIT No.	(A)	(B)	(C)	(D)	C1	C40,61	C41,42,48,49,51
EUROPE	E		2-71	YES	NO	NO	NO	100u10	YES	NO

DESTINATION	COUNTRY	ABB.	D13,29	D24,27,28,30	IC3	IC5,6	R11,51,67,68	R54,55	R69,70	W33	W36,505
EUROPE	E		NO	YES	YES	NO	NO	NO	YES	YES	NO

KRF-V6030D-S (X14-712X-XX)

DESTINATION	COUNTRY	ABB.	UNIT No.	(A)	(B)	(C)	(D)	C1	C40,42	C41,48,51	C49	C61
GENERAL MARKET	M		0-21					100u10	YES	YES	NO	NO
MALAYSIA	I			NO	NO	NO	NO					
AUSTRALIA	X		0-71									

DESTINATION	COUNTRY	ABB.	D13,30	D24	D27,28	D29	D35,36	IC3	IC5,6	R11,51,67,68	R54,55	R69,70	W33,505	W36
GENERAL MARKET	M		NO	NO	YES	NO	NO	YES	NO	YES	YES	10K	YES	YES
MALAYSIA	I		NO	YES	NO	NO	NO	NO	NO	NO	NO	4.7K	YES	NO
AUSTRALIA	X		YES	YES	YES	NO	YES	NO	NO	NO	NO	NO	NO	NO

VR-405/414 (X14-7120-11)

DESTINATION	COUNTRY	ABB.	UNIT No.	(A)	(B)	(C)	(D)	C1	C40,41,42,48,51,61	C49
U.S.A.	K		0-11					330u6.3	NO	YES
CANADA	P									

DESTINATION	COUNTRY	ABB.	D13	D24,27-30,35,36	IC3	IC5,6	R11,51,67,68	R54,55	R69,70	W33,36,505
U.S.A.	K		YES	NO	YES	NO	NO	NO	NO	YES
CANADA	P									

KRF-V5030D-S (X14-712X-XX) : KRF-V4530D, KRF-V5030D (X14-712X-XX)

DESTINATION	COUNTRY	ABB.	UNIT No.	(A)	(B)	(C)	(D)	C1	C40	C41,48,51	C42	C49	C61
GENERAL MARKET	M		0-22	NO	NO	YES	NO	100u10	YES	YES	NO	NO	NO
MALAYSIA	I			NO	NO	NO	NO						
AUSTRALIA	X		0-72										
EUROPE	E		2-72	YES	NO	NO	NO	YES	NO	NO	NO	YES	NO

DESTINATION	COUNTRY	ABB.	D13,27	D24	D28	D29	D30	D35,36	IC3	IC5,6	R11,51,67,68	R54,55	R69,70	W33	W36	W505
GENERAL MARKET	M		NO	NO	YES	NO	NO	NO	YES	NO	YES	YES	10K	YES	YES	YES
MALAYSIA	I		NO	YES	NO	NO	NO	NO	NO	NO	NO	NO	4.7K	YES	YES	NO
AUSTRALIA	X		YES	YES	YES	NO	YES	NO	YES	NO	NO	NO	NO	NO	NO	NO
EUROPE	E															

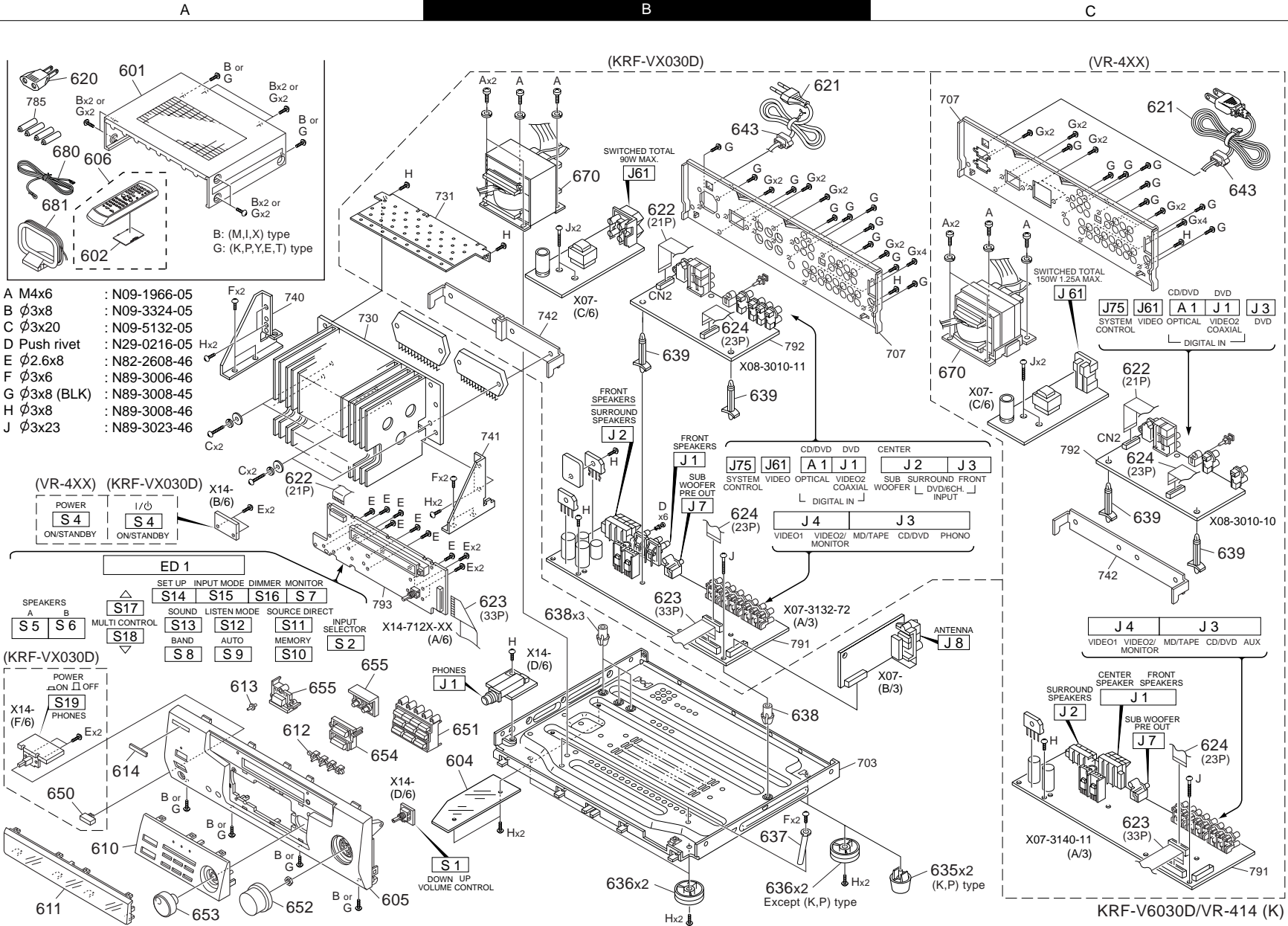
KRF-V5030D (X14-712X-XX)

DESTINATION	COUNTRY	ABB.	UNIT No.	(A)	(B)	(C)	(D)	C1	C40	C41,42,48,51	C49	C61
PX	Y		0-22	NO	NO	YES	NO	100u10	YES	YES	NO	NO
U.K.	T		2-72	YES	NO	NO	NO					

DESTINATION	COUNTRY	ABB.	D13,27-29	D24,30	D28	D35,36	IC3	IC5,6	R11,51,67,68	R30,34	R54,55	R69,70	W33	W36,505
PX	Y		NO	YES	YES	NO	YES	NO	YES	NO	NO	NO	YES	YES
U.K.	T		NO	YES	YES	NO	YES	NO	NO	NO	NO	NO	YES	NO

- IC1 : MN101C35DRA
- IC2,5 : S-80840ANY
- IC3 : TA78057F
- IC4 : BU1923F
- IC6 : XC62FP5102P
- D1 : B30-2567-05
- D2-6 : B30-2545-05
- D7 : MTZJ6.2(B) or HZS6.2N(B2)
- D8,9,23 : RB71Q
- D11,12,15,16,35,36 : MA111
- D13,17-22,24-30,33 : 1SS133 or HSS104A
- A1 : W02-2625-05
- ED1 : SVA-11MS22
- Q1,3-5 : 2SC4081(R,S)
- Q2,12,13 : 2SA1576A(R,S)
- Q6-11 : UN5219
- Q14 : UN5112 or DTA124EUA

VR-405/406/414 (4/4)  
 KRF-V5030D/V5030D-S/V5030DE (4/4)  
 KRF-V4530D (4/4)  
 KRF-V6030D/V6030D-S/V6030DE (4/4)



EXPLODED VIEW (UNIT)

KRF-V4530D/V5030D/V6030D/VR-405/406/414

\* New Parts  
 Parts without **Parts No.** are not supplied.  
 Les articles non mentionnes dans le **Parts No.** ne sont pas fournis.  
 Teile ohne **Parts No.** werden nicht geliefert.

①

Ref. No	Add-ress	New Parts	Parts No.	Description	Desti-nation	Re-marks
<b>KRF-V6030D/VR-406 (Y05-4020-10)</b>						
601	1A	*	A01-3733-01	METALLIC CABINET	KPE	
601	1A	*	A01-3734-01	METALLIC CABINET	MIX	
602	1A	*	A09-1178-08	BATTERY COVER		
604	2B	*	A46-0309-04	REAR COVER		
605	2A	*	A60-1740-11	PANEL	KP	
605	2A	*	A60-1757-11	PANEL	MIX	
605	2A	*	A60-1758-11	PANEL	E	
606	1A	*	A70-1330-05	REMOTE CONTROL(RC-R0609)	KPMIX	
606	1A	*	A70-1331-05	REMOTE CONTROL(RC-R0610)	E	
610	2A	*	B07-2477-02	ESCUTCHEON	KPE	
610	2A	*	B07-2478-02	ESCUTCHEON	MIX	
611	2A	*	B10-3549-02	FRONT GLASS	KP	
611	2A	*	B10-3550-02	FRONT GLASS	MIX	
611	2A	*	B10-3551-02	FRONT GLASS	E	
612	2A	*	B12-0384-04	INDICATOR		
613	2A	*	B12-0385-04	INDICATOR		
614	2A	*	B43-0314-04	KENWOOD BADGE		
-	-	-	B46-0096-53	WARRANTY CARD	X	
-	-	-	B46-0310-03	WARRANTY CARD	E	
-	-	-	B46-0328-03	WARRANTY CARD	K	
-	-	-	B46-0346-00	QUESTIONNAIRE CARD	K	
-	-	-	B46-0347-03	WARRANTY CARD	P	
-	-	-	B58-0964-13	CAUTION CARD (UL)	K	
-	-	-	B58-0965-13	CAUTION CARD (PL)	X	
-	-	-	B58-0966-13	CAUTION CARD (PL)	MIE6	
-	-	-	B58-0967-03	CAUTION CARD (PL)	P	
-	-	-	B58-1607-03	CAUTION CARD	E7	
-	-	*	B60-4598-00	INSTRUCTION MANUAL(EN)	KPMIX	
-	-	*	B60-4599-00	INSTRUCTION MANUAL(FR)	P	
-	-	*	B60-4600-00	INSTRUCTION MANUAL(TC)	MI	
-	-	*	B60-4602-00	INSTRUCTION MANUAL(EN)	E7	
-	-	*	B60-4603-00	INSTRUCTION MANUAL(ES)	ME6	
-	-	*	B60-4604-00	INSTRUCTION MANUAL(FR/GE)	E6	
-	-	*	B60-4605-00	INSTRUCTION MANUAL(IT/NE)	E6	
-	-	*	B60-4606-00	INSTRUCTION MANUAL(RU/PL)	E7	
-	-	*	B60-4607-00	INSTRUCTION MANUAL(CZ/HU)	E7	
-	-	*	B60-4617-00	INSTRUCTION MANUAL(EN(R))	KPMIX	
-	-	*	B60-4618-00	INSTRUCTION MANUAL(FR(R))	P	
-	-	*	B60-4619-00	INSTRUCTION MANUAL(ES(R))	M	
-	-	*	B60-4620-00	INSTRUCTION MANUAL(TC(R))	MI	
-	-	*	B60-4622-00	INSTRUCTION MANUAL(5-L(R))	E6	
-	-	*	B60-4623-00	INSTRUCTION MANUAL(5-L(R))	E7	
Δ 620	1A	*	E03-0115-05	AC PLUG ADAPTER	MI	
Δ 621	1B	*	E30-2717-05	AC POWER CORD	X	
Δ 621	1B	*	E30-2941-05	AC POWER CORD	KP	
Δ 621	1B	*	E30-2942-05	AC POWER CORD	MIE	
622	1A,1B	*	E35-2455-05	FLAT CABLE (21P)		
623	2B	*	E35-2456-05	FLAT CABLE (33P)		
624	1B,2B	*	E35-2480-05	FLAT CABLE (23P)		
-	-	*	G10-0536-04	NON-WOVEN FABRIC		
-	-	*	G11-2416-04	CUSHION		

L : Scandinavia K : USA P : Canada R : Mexico C : China I : Malaysia  
 Y : PX(Far East,Hawaii) T : England E : Europe G : Germany V : China(Shanghai)  
 Y : AAFES(Europe) X : Australia Q : Russia H : Korea M : Other Areas Δ indicates safety critical components.

PARTS LIST

②

\* New Parts  
 Parts without **Parts No.** are not supplied.  
 Les articles non mentionnes dans le **Parts No.** ne sont pas fournis.  
 Teile ohne **Parts No.** werden nicht geliefert.

Ref. No	Add-ress	New Parts	Parts No.	Description	Desti-nation	Re-marks
-	-	*	H10-7628-02	POLYSTYRENE FOAMED FIXTURE		
-	-	*	H10-7629-02	POLYSTYRENE FOAMED FIXTURE		
-	-	*	H25-0232-04	PROTECTION BAG (235X350X0.03)		
-	-	*	H25-0391-04	PROTECTION BAG		
-	-	*	H50-3607-04	ITEM CARTON CASE	KP	
-	-	*	H50-3608-04	ITEM CARTON CASE	E6	
-	-	*	H50-3609-04	ITEM CARTON CASE	X	
-	-	*	H50-3610-04	ITEM CARTON CASE	MI	
-	-	*	H50-3651-04	ITEM CARTON CASE	E7	
635	2C	*	J02-1013-05	FOOT	KP	
636	2B	*	J02-1464-03	FOOT		
637	2B	*	J19-2808-05	HOLDER		
638	2B	*	J19-3752-14	UNIT HOLDER		
639	1B	*	J19-5919-05	UNIT HOLDER		
Δ 643	1B	*	J42-0083-05	POWER CORD BUSHING		
-	-	*	J61-0307-05	WIRE BAND		
650	2A	*	K27-2384-04	KNOB (BUTTON)	E	
650	2A	*	K27-2385-04	KNOB (BUTTON)	MIX	
651	2B	*	K29-7675-12	KNOB	KPE	
651	2B	*	K29-7676-12	KNOB	MIX	
652	2A	*	K29-7678-04	KNOB	KPE	
652	2A	*	K29-7679-04	KNOB	MIX	
653	2A	*	K29-7681-14	KNOB	KPE	
653	2A	*	K29-7682-14	KNOB	MIX	
654	2A	*	K29-7684-03	KNOB	KPE	
654	2A	*	K29-7685-03	KNOB	MIX	
655	2A	*	K29-7687-03	KNOB	KPE	
655	2A	*	K29-7688-03	KNOB	MIX	
Δ 670	1B	*	L07-2787-05	POWER TRANSFORMER	KP	
Δ 670	1B	*	L07-2788-05	POWER TRANSFORMER	MI	
Δ 670	1B	*	L07-2789-05	POWER TRANSFORMER	X	
Δ 670	1B	*	L07-2790-05	POWER TRANSFORMER	E	
680	1A	*	T90-0836-05	LEAD WIRE ANTENNA		
681	1A	*	T90-0852-05	LOOP ANTENNA		
<b>KRF-V5030D/KRF-V4530D/VR-405/VR-414 (Y05-4050-10)</b>						
601	1A	*	A01-3733-01	METALLIC CABINET	E1E2E4	
601	1A	*	A01-3733-01	METALLIC CABINET	KPYT	
601	1A	*	A01-3734-01	METALLIC CABINET	E3	
601	1A	*	A01-3734-01	METALLIC CABINET	MIX	
602	1A	*	A09-1178-08	BATTERY COVER		
604	2B	*	A46-0309-04	REAR COVER		
605	2A	*	A60-1759-01	PANEL	KP	
605	2A	*	A60-1760-11	PANEL	MIXE3	
605	2A	*	A60-1761-11	PANEL	E1E2E4	
605	2A	*	A60-1761-11	PANEL	YT	
606	1A	*	A70-1328-05	REMOTE CONTROL(RC-R0509)	KPYMIX	
606	1A	*	A70-1329-05	REMOTE CONTROL(RC-R0510)	ET	
610	2A	*	B07-2477-02	ESCUTCHEON	E1E2E4	
610	2A	*	B07-2477-02	ESCUTCHEON	KPYT	
610	2A	*	B07-2478-02	ESCUTCHEON	MIXE3	
611	2A	*	B10-3552-02	FRONT GLASS	K5P5	
611	2A	*	B10-3553-02	FRONT GLASS	YMIX	

L : Scandinavia K : USA P : Canada R : Mexico C : China I : Malaysia  
 Y : PX(Far East,Hawaii) T : England E : Europe G : Germany V : China(Shanghai)  
 Y : AAFES(Europe) X : Australia Q : Russia H : Korea M : Other Areas Δ indicates safety critical components.

\* New Parts  
Parts without **Parts No.** are not supplied.  
Les articles non mentionnés dans le **Parts No.** ne sont pas fournis.  
Teile ohne **Parts No.** werden nicht geliefert.



Ref. No	Address	New Parts	Parts No.	Description	Destination	Remarks
611	2A	*	B10-3574-02	FRONT GLASS	E1E2E3	
611	2A	*	B10-3574-02	FRONT GLASS	T	
611	2A	*	B10-3575-02	FRONT GLASS	K4P4	
611	2A	*	B10-3605-02	FRONT GLASS	E4	
612	2A	*	B12-0384-04	INDICATOR		
613	2A	*	B12-0385-04	INDICATOR		
614	2A	*	B43-0314-04	KENWOOD BADGE	X	
		*	B46-0096-53	WARRANTY CARD	ET	
		*	B46-0310-03	WARRANTY CARD	KY	
		*	B46-0328-03	WARRANTY CARD		
		*	B46-0346-00	QUESTIONNAIRE CARD	K	
		*	B46-0347-03	WARRANTY CARD	P	
		*	B58-0513-04	CAUTION CARD (PRESET220-240)	Y	
		*	B58-0945-03	CAUTION CARD	T	
		*	B58-0964-13	CAUTION CARD (UL)	KY	
		*	B58-0965-13	CAUTION CARD (PL)	XT	
		*	B58-0966-13	CAUTION CARD (PL)	E1E3E4	
		*	B58-0966-13	CAUTION CARD (PL)	MI	
		*	B58-0967-03	CAUTION CARD (L)	P	
		*	B58-1607-03	CAUTION CARD	E2	
		*	B59-1104-00	SERVICE DIRECTORY	Y	
		*	B60-4598-00	INSTRUCTION MANUAL(EN)	KPYMIX	
		*	B60-4599-00	INSTRUCTION MANUAL(FR)	P	
		*	B60-4600-00	INSTRUCTION MANUAL(TC)	MI	
		*	B60-4602-00	INSTRUCTION MANUAL(EN)	T1E2	
		*	B60-4603-00	INSTRUCTION MANUAL(ES)	E1E3E4	
		*	B60-4603-00	INSTRUCTION MANUAL(ES)	M	
		*	B60-4604-00	INSTRUCTION MANUAL(FR/GE)	E1E3E4	
		*	B60-4605-00	INSTRUCTION MANUAL(IT/NE)	E1E3E4	
		*	B60-4606-00	INSTRUCTION MANUAL(RU/PL)	E2	
		*	B60-4607-00	INSTRUCTION MANUAL(CZ/HU)	E2	
Δ 620	1A	*	E03-0115-05	AC PLUG ADAPTER	MI	
Δ 621	1C	*	E30-2605-05	AC POWER CORD	Y	
Δ 621	1C	*	E30-2717-05	AC POWER CORD	X	
Δ 621	1C	*	E30-2721-05	AC POWER CORD	T	
Δ 621	1C	*	E30-2941-05	AC POWER CORD	KP	
Δ 621	1C	*	E30-2942-05	AC POWER CORD	MIE	
622	1A,1C	*	E35-2455-05	FLAT CABLE (21P)		
623	2B,2C	*	E35-2456-05	FLAT CABLE (33P)		
624	1C,2C	*	E35-2480-05	FLAT CABLE (23P)		
		*	G10-0536-04	NON-WOVEN FABRIC		
		*	G11-2416-04	CUSHION		
		*	H10-7628-02	POLYSTYRENE FOAMED FIXTURE		
		*	H10-7629-02	POLYSTYRENE FOAMED FIXTURE		
		*	H25-0232-04	PROTECTION BAG (235X350X0.03)	E	
		*	H25-0232-04	PROTECTION BAG (235X350X0.03)	KPYMIX	
		*	H25-0391-04	PROTECTION BAG		
		*	H25-0651-04	PROTECTION BAG	T	
		*	H50-3611-04	ITEM CARTON CASE	K5P5	
		*	H50-3612-04	ITEM CARTON CASE	YE1T	
		*	H50-3613-04	ITEM CARTON CASE	XE3	
		*	H50-3614-04	ITEM CARTON CASE	MI	
		*	H50-3615-04	ITEM CARTON CASE	K4P4	

L: Scandinavia K: USA P: Canada R: Mexico C: China I: Malaysia  
Y: PX(Far East,Hawaii) T: England E: Europe G: Germany V: China(Shanghai)  
Y: AAFES(Europe) X: Australia Q: Russia H: Korea M: Other Areas Δ indicates safety critical components.

\* New Parts  
Parts without **Parts No.** are not supplied.  
Les articles non mentionnés dans le **Parts No.** ne sont pas fournis.  
Teile ohne **Parts No.** werden nicht geliefert.



Ref. No	Address	New Parts	Parts No.	Description	Destination	Remarks
-		*	H50-3661-04	ITEM CARTON CASE	E2	
-		*	H50-3734-04	ITEM CARTON CASE	E4	
635	2C	*	J02-1013-05	FOOT	KP	
636	2B	*	J02-1464-03	FOOT		
637	2B	*	J19-2808-05	HOLDER		
638	2B	*	J19-3752-14	UNIT HOLDER		
639	2C	*	J19-5919-05	UNIT HOLDER		
Δ 643	1C	*	J42-0083-05	POWER CORD BUSHING		
-		*	J61-0307-05	WIRE BAND		
650	2A	*	K27-2384-04	KNOB (BUTTON)	E1E2E4	
650	2A	*	K27-2384-04	KNOB (BUTTON)	YT	
650	2A	*	K27-2385-04	KNOB (BUTTON)	MIXE3	
651	2B	*	K29-7675-12	KNOB	E1E2E4	
651	2B	*	K29-7675-12	KNOB	KPYT	
651	2B	*	K29-7676-12	KNOB	MIXE3	
652	2A	*	K29-7678-04	KNOB	E1E2E4	
652	2A	*	K29-7678-04	KNOB	KPYT	
652	2A	*	K29-7679-04	KNOB	MIXE3	
653	2A	*	K29-7681-14	KNOB	E1E2E4	
653	2A	*	K29-7681-14	KNOB	KPYT	
653	2A	*	K29-7682-14	KNOB	MIXE3	
654	2A	*	K29-7684-03	KNOB	E1E2E4	
654	2A	*	K29-7684-03	KNOB	KPYT	
654	2A	*	K29-7685-03	KNOB	MIXE3	
655	2A	*	K29-7687-03	KNOB	E1E2E4	
655	2A	*	K29-7687-03	KNOB	KPYT	
655	2A	*	K29-7688-03	KNOB	MIXE3	
Δ 670	1C	*	L07-2794-05	POWER TRANSFORMER	K5P5	
Δ 670	1C	*	L07-2795-05	POWER TRANSFORMER	YMI	
Δ 670	1C	*	L07-2796-05	POWER TRANSFORMER	X	
Δ 670	1C	*	L07-2797-05	POWER TRANSFORMER	E	
Δ 670	1C	*	L07-2800-05	POWER TRANSFORMER	K4P4	
680	1A	*	T90-0836-05	LEAD WIRE ANTENNA		
681	1A	*	T90-0852-05	LOOP ANTENNA		
<b>POWER SUPPLY (X00-3000-20) Y,M,I type only</b>						
CN1			E40-8386-05	PIN ASSY		
Δ F3			F05-3121-05	FUSE (SEMKO) (250V T3.15AL)		
CN2 ,3			J13-0075-05	FUSE CLIP		
Δ S1			S62-0001-05	SLIDE SWITCH		
<b>POWER AMP (X07-3130-11, X07-3140-10)</b>						
C1			CK73FB1H223K	CHIP C	0.022UF	K
C2			CK73FB1H103K	CHIP C	0.010UF	K
C3			CK73FB1H103K	CHIP C	0.010UF	K
C4			CC73FCH1H331J	CHIP C	330PF	J
C5 ,6			CK73FB1H103K	CHIP C	0.010UF	K
C7			CE04LW1C470M	ELECTRO	47UF	16WV
C8			CK73EB1H103K	CHIP C	0.010UF	K
C9			CC73FCH1H102J	CHIP C	1000PF	J
C10			CE04LW1C470M	ELECTRO	47UF	16WV
C11 ,12			CK73FB1H473K	CHIP C	0.047UF	K

L: Scandinavia K: USA P: Canada R: Mexico C: China I: Malaysia  
Y: PX(Far East,Hawaii) T: England E: Europe G: Germany V: China(Shanghai)  
Y: AAFES(Europe) X: Australia Q: Russia H: Korea M: Other Areas Δ indicates safety critical components.

KRF-V4530D/V5030D/V6030D/NR-405/406/414  
PARTS LIST



\* New Parts  
 Parts without **Parts No.** are not supplied.  
 Les articles non mentionnés dans le **Parts No.** ne sont pas fournis.  
 Teile ohne **Parts No.** werden nicht geliefert.

5

Ref. No	Add-ress	New Parts	Parts No.	Description	Desti-nation	Re-marks
C14			CE04LW1C100M	ELECTRO 10UF 16VV		
C15			CE04LW1H010M	ELECTRO 1.0UF 50WV		
C16			CE04RW1HR47M	ELECTRO 0.47UF 50WV		
C17			CE04LW1H010M	ELECTRO 1.0UF 50WV		
C18			CC73FCH1H470J	CHIP C 47PF J		
C19			CE04RW1A100M	ELECTRO 10UF 10VV		
C20			CK73FB1H473K	CHIP C 0.047UF K		
C21			CE04RW1V3R3M	ELECTRO 3.3UF 35WV		
C22			CK73FB1H473K	CHIP C 0.047UF K		
C23			CE04LW1C100M	ELECTRO 10UF 16VV		
C24			CK73FB1H331K	CHIP C 330PF K		
C25			CC73FCH1H181J	CHIP C 180PF J	ET	
C25			CC73FCH1H471J	CHIP C 470PF J	KPYMIX	
C26			CK73FB1H183K	CHIP C 0.018UF K	ET	
C26			CK73FB1H223K	CHIP C 0.022UF K	KPYMIX	
C27			CE04HW1E4R7M	NP-ELEC 4.7UF 25WV		
C28, 29			CE04LW1H2R2M	ELECTRO 2.2UF 50WV		
C30, 31			CK73FB1H223K	CHIP C 0.022UF K	YMIXET	
C30, 31			CK73FB1H333K	CHIP C 0.033UF K	KP	
C32			CE04LW1V4R7M	ELECTRO 4.7UF 35WV		
C33, 34			CK73FB1H103K	CHIP C 0.010UF K	YMI	
C35			CK73FB1H332K	CHIP C 3300PF K	KPYMIX	
C36			CK73FB1H103K	CHIP C 0.010UF K		
C37, 38			CE04LW1C100M	ELECTRO 10UF 16VV		
C41			CC73FCH1H470J	CHIP C 47PF J		
C42			CC73FCH1H120J	CHIP C 12PF J		
C43			CC73FCH1H100D	CHIP C 10PF D		
C44			CK73FB1H471K	CHIP C 470PF K		
C45			CC73FCH1H220J	CHIP C 22PF J		
C46			CE04LW1C100M	ELECTRO 10UF 16VV		
C47			CK73FB1H102K	CHIP C 1000PF K		
C48			CE04LW1C470M	ELECTRO 47UF 16VV		
C49			CE04LW1H2R2M	ELECTRO 2.2UF 50WV		
C50			CC73FCH1H101J	CHIP C 100PF J		
C51			CK73FB1H471K	CHIP C 470PF K		
C52			CC73FCH1H101J	CHIP C 100PF J		
C70, 71			CK73FB1H682K	CHIP C 6800PF K	ET	
C72			CE04LW1H010M	ELECTRO 1.0UF 50WV		
C73			CE04LW1C470M	ELECTRO 47UF 16VV		
C74			CK73FB1H102K	CHIP C 1000PF K	KP	
C75			CC73FCH1H030C	CHIP C 3.0PF C		
C76			CC73FCH1H470J	CHIP C 47PF J		
C77			CC73FCH1H101J	CHIP C 100PF J	YMI	
C78			CK73FB1H223K	CHIP C 0.022UF K		
C79, 80			CK73FB1H472K	CHIP C 4700PF K	ET	
C81			CK73FF1C105Z	CHIP C 1.0UF Z		
C82			CK73FB1H103K	CHIP C 0.010UF K	KPET	
C83			CC73FCH1H101J	CHIP C 100PF J		
C84, 85			CK73FB1H223K	CHIP C 0.022UF K		
C86			CK73FB1H471K	CHIP C 470PF K		
C88			CK73FB1H332K	CHIP C 3300PF K		
C89, 90			CK73FB1H472K	CHIP C 4700PF K	KPYMIX	
C91			CK73FF1C105Z	CHIP C 1.0UF Z		
C101,102			CC73FCH1H221J	CHIP C 220PF J	KP	45
C101,102			CC73FCH1H390J	CHIP C 39PF J		6

L : Scandinavia    K : USA    P : Canada    R : Mexico    C : China    I : Malaysia  
 Y : PX(Far East,Hawaii)    T : England    E : Europe    G : Germany    V : China(Shanghai)  
 Y : AAFES(Europe)    X : Australia    Q : Russia    H : Korea    M : Other Areas    ⚠ indicates safety critical components.

\* New Parts  
 Parts without **Parts No.** are not supplied.  
 Les articles non mentionnés dans le **Parts No.** ne sont pas fournis.  
 Teile ohne **Parts No.** werden nicht geliefert.

6

Ref. No	Add-ress	New Parts	Parts No.	Description	Desti-nation	Re-marks
C101,102			CC73FCH1H390J	CHIP C 39PF J	ETXMIY	5
C103,104		*	CE04RW1V100M	ELECTRO 10UF 35WV		6
C103,104		*	CE04RW1V100M	ELECTRO 10UF 35WV	ETXMIY	5
C105,106			CC73FCH1H221J	CHIP C 220PF J		6
C105,106			CC73FCH1H221J	CHIP C 220PF J	ETXMIY	5
C107,108			CE04RW0J470M	ELECTRO 47UF 6.3WV		6
C107,108			CE04RW0J470M	ELECTRO 47UF 6.3WV	ETXMIY	5
C109,110			CC73FCH1H471J	CHIP C 470PF J		6
C109,110			CC73FCH1H471J	CHIP C 470PF J	ETXMIY	5
C111,112			CQ93FMG1H123J	MYLAR 0.012UF J		6
C111,112			CQ93FMG1H123J	MYLAR 0.012UF J	ETXMIY	5
C113,114			CK45FB1H332K	CERAMIC 3300PF K		6
C113,114			CK45FB1H332K	CERAMIC 3300PF K	ETXMIY	5
C115,116			CE04LW1V4R7M	ELECTRO 4.7UF 35WV		6
C115,116			CE04LW1V4R7M	ELECTRO 4.7UF 35WV	ETXMIY	5
C117,118			CC45FCH1H101J	CERAMIC 100PF J		6
C117,118			CC45FCH1H101J	CERAMIC 100PF J	ETXMIY	5
C119-132			CC73FCH1H221J	CHIP C 220PF J		
C137,138			CE04LW1H2R2M	ELECTRO 2.2UF 50WV		
C139,140			CC73FCH1H101J	CHIP C 100PF J		
C141,142			CE04LW1H2R2M	ELECTRO 2.2UF 50WV		
C143,144			CC73FCH1H101J	CHIP C 100PF J		
C145,146			CE04LW1C220M	ELECTRO 22UF 16VV		
C147,148			CC73FCH1H471J	CHIP C 470PF J		
C149,150			CE04LW1E470M	ELECTRO 47UF 25WV		
C151,152			CC73FCH1H100D	CHIP C 10PF D		
C153,154			CE04KW1H100M	ELECTRO 10UF 50WV		
C155,156			CE04KW1H2R2M	ELECTRO 2.2UF 50WV		
C157,158			CC73FCH1H102J	CHIP C 1000PF J		
C159,160			CK73FB1H222K	CHIP C 2200PF K		
C161,162			CC73FCH1H220J	CHIP C 22PF J		
C163,164			CC73FCH1H102J	CHIP C 1000PF J		
C165,166			CE04KW1A101M	ELECTRO 100UF 10WV		
C167-170			CK73FF1E104Z	CHIP C 0.10UF Z		
C171,172			CQ93FMG1H472J	MYLAR 4700PF J		
C175,176			CC73FCH1H471J	CHIP C 470PF J		
C177,178			CE04LW1E470M	ELECTRO 47UF 25WV		
C179,180			CC73FCH1H100D	CHIP C 10PF D		
C181,182			CE04KW1H100M	ELECTRO 10UF 50WV		
C183,184			CE04KW1H2R2M	ELECTRO 2.2UF 50WV		
C185,186			CC73FCH1H102J	CHIP C 1000PF J		
C187,188			CK73FB1H222K	CHIP C 2200PF K		
C189,190			CC45FCH1H220J	CERAMIC 22PF J		
C191,192			CC73FCH1H102J	CHIP C 1000PF J		
C193,194			CE04KW1A101M	ELECTRO 100UF 10WV		
C195-198			CK73FF1E104Z	CHIP C 0.10UF Z		
C199			CQ93FMG1H472J	MYLAR 4700PF J		6
C200,201			CQ93FMG1H472J	MYLAR 4700PF J		
C202			CQ93FMG1H472J	MYLAR 4700PF J		6
C205			CC73FCH1H471J	CHIP C 470PF J		
C206			CE04LW1E470M	ELECTRO 47UF 25WV		
C207			CC73FCH1H100D	CHIP C 10PF D		
C208			CE04KW1H100M	ELECTRO 10UF 50WV		
C209			CE04KW1H2R2M	ELECTRO 2.2UF 50WV		
C210			CC73FCH1H102J	CHIP C 1000PF J		

L : Scandinavia    K : USA    P : Canada    R : Mexico    C : China    I : Malaysia  
 Y : PX(Far East,Hawaii)    T : England    E : Europe    G : Germany    V : China(Shanghai)  
 Y : AAFES(Europe)    X : Australia    Q : Russia    H : Korea    M : Other Areas    ⚠ indicates safety critical components.

\* New Parts  
 Parts without **Parts No.** are not supplied.  
 Les articles non mentionnés dans le **Parts No.** ne sont pas fournis.  
 Teile ohne **Parts No.** werden nicht geliefert.

7

Ref. No	Add-ress	New Parts	Parts No.	Description	Desti-nation	Re-marks
C211			CK73FB1H222K	CHIP C 2200PF	K	
C212			CC45FCH1H220J	CERAMIC 22PF	J	
C213			CC73FCH1H102J	CHIP C 1000PF	J	
C214			CE04KW1A101M	ELECTRO 100UF	10WV	
C215,216			CK73FF1E104Z	CHIP C 0.10UF	Z	
C217			CQ93FMG1H472J	MYLAR 4700PF	J	
C220			CC73FCH1H471J	CHIP C 470PF	J	
C221			CE04LW1A101M	ELECTRO 100UF	10WV	
C222			CC73FCH1H101J	CHIP C 100PF	J	
C223			CE04LW1H100M	ELECTRO 10UF	50WV	
C224			CC73FCH1H221J	CHIP C 220PF	J	
C225,226			CK45FF1H103Z	CERAMIC 0.010UF	Z	
C231,232		*	C90-3916-05	ELECTRO 4700UF	75WV	56
C231,232		*	C90-3916-05	ELECTRO 4700UF	75WV	
C231,232		*	C90-3918-05	ELECTRO 4700UF	63WV	
C231,232		*	C90-3918-05	ELECTRO 4700UF	63WV	4
C233,234		*	C90-3917-05	ELECTRO 3300UF	42WV	56
C233,234		*	C90-3917-05	ELECTRO 3300UF	42WV	
C233,234		*	C90-3919-05	ELECTRO 3300UF	35WV	
C235		*	CE04KW1E222M	ELECTRO 2200UF	25WV	
C236			CE04KW1E471M	ELECTRO 470UF	25WV	
C237,238			CE04LW1C101M	ELECTRO 100UF	16WV	
C239			CE04LW1H220M	ELECTRO 22UF	50WV	
C240			CE04LW1V470M	ELECTRO 47UF	35WV	5
C241			CC45FCH1H101J	CERAMIC 100PF	J	6
C241			CC45FCH1H101J	CERAMIC 100PF	J	ETMXIY
C242			CK45FF1H103Z	CERAMIC 0.010UF	Z	5
C242			CK45FF1H103Z	CERAMIC 0.010UF	Z	ETMXIY
C245			CC73FCH1H221J	CHIP C 220PF	J	
C246			CK45FF1H103Z	CERAMIC 0.010UF	Z	
C248			CC73FCH1H221J	CHIP C 220PF	J	
C250			CC73FCH1H102J	CHIP C 1000PF	J	
C251,252			CE04KW2A100M	ELECTRO 10UF	100WV	
C253,254			CE04KW2A101M	ELECTRO 100UF	100WV	
C255,256			CE04DW1J101M	ELECTRO 100UF	63WV	6
C255,256			CE04DW1J101M	ELECTRO 100UF	63WV	
C259			CE04LW1A101M	ELECTRO 100UF	10WV	
C260			CE04LW0J221M	ELECTRO 220UF	6.3WV	
C261			CE04LW1V4R7M	ELECTRO 4.7UF	35WV	
C262			CE04LW0J221M	ELECTRO 220UF	6.3WV	
C263			CE04LW1V4R7M	ELECTRO 4.7UF	35WV	
C264			CE04LW1H010M	ELECTRO 1.0UF	50WV	
C269			CK45FE2H103P	CERAMIC 0.010UF	P	
C415			CE04LW1H010M	ELECTRO 1.0UF	50WV	4
C416,417			CE04HW1E100M	NP-ELEC 10UF	25WV	
C601			CE04LW1E332M	ELECTRO 3300UF	25WV	
C602			CE04LW1H100M	ELECTRO 10UF	50WV	
C603			CK45FF1H103Z	CERAMIC 0.010UF	Z	
C604			CE04LW1H100M	ELECTRO 10UF	50WV	
C605			CE04LW0J222M	ELECTRO 2200UF	6.3WV	YMI
C606			CK73FB1E104K	CHIP C 0.10UF	K	KPETX
C606			CK73FB1H683K	CHIP C 0.068UF	K	MIY
CN1			E40-8364-05	PIN ASSY		

L : Scandinavia K : USA P : Canada R : Mexico C : China I : Malaysia  
 Y : PX(Far East,Hawaii) T : England E : Europe G : Germany V : China(Shanghai)  
 Y : AAFES(Europe) X : Australia Q : Russia H : Korea M : Other Areas Δ indicates safety critical components.

\* New Parts  
 Parts without **Parts No.** are not supplied.  
 Les articles non mentionnés dans le **Parts No.** ne sont pas fournis.  
 Teile ohne **Parts No.** werden nicht geliefert.

8

Ref. No	Add-ress	New Parts	Parts No.	Description	Desti-nation	Re-marks
CN2			E40-8197-05	SOCKET FOR PIN ASSY		
CN3		*	E40-8485-05	FLAT CABLE CONNECTOR		
CN4			E40-4871-05	PIN ASSY	KPET	
CN5			E40-9831-05	SOCKET FOR PIN ASSY		
CN6			E40-9848-05	PIN ASSY		
CN7		*	E40-8490-05	FLAT CABLE CONNECTOR		
CN61			E40-4245-05	PIN ASSY	KPETX	
CN62			E40-4245-05	PIN ASSY	YMI	
CN63			E40-4428-05	PIN ASSY	YMI	
CN64			E40-4245-05	PIN ASSY	YMI	
CN65			E40-8196-05	PIN ASSY		
J1		*	E70-0049-05	SCREW TERMINAL BOARD		6
J1		*	E70-0122-05	LOCK TERMINAL BOARD		45
J2			E70-0057-05	LOCK TERMINAL BOARD		6
J2			E70-0065-05	LOCK TERMINAL BOARD		45
J3,4		*	E63-1143-05	PIN JACK		
J7		*	E63-1146-05	PIN JACK		
J8			E20-0321-05	LOCK TERMINAL BOARD(2P.F)		
J8			E70-0052-05	LOCK TERMINAL BOARD		
Δ J61			E03-0148-05	AC OUTLET	KPY	
Δ J61			E03-0149-05	AC OUTLET	MIE	
Δ J61			E03-0310-05	AC OUTLET	T	
Δ J61			E03-0325-05	AC OUTLET	X	
W182			E31-0001-00	JUMPER WIRE		56
Δ F1			F05-2525-05	FUSE (SEMKO) (250V T2.5AL)	YMXI	5
Δ F1			F05-3121-05	FUSE (SEMKO) (250V T3.15AL)	ET	
Δ F1			F05-3121-05	FUSE (SEMKO) (250V T3.15AL)	MIX	6
Δ F1			F50-0076-05	FUSE(5X20)	KP	4
Δ F1			F50-0077-05	FUSE(5X20)	KP	56
Δ F2			F05-2525-05	FUSE (SEMKO) (250V T2.5AL)	E	
CN66,67			J13-0075-05	FUSE CLIP		
CN68,69			J13-0075-05	FUSE CLIP	E	
CF1,2			L72-0531-05	CERAMIC FILTER	YMXI	
CF1,2			L72-0536-05	CERAMIC FILTER	ET	
CF1,2			L72-0596-05	CERAMIC FILTER	KP	
CF3			L72-0607-05	CERAMIC FILTER	YMXI	
L1		*	L39-1384-05	COMBINATION COIL		
L2			L40-1091-82	SMALL FIXED INDUCTOR(1.0UH)		
L3			L30-0911-05	AM IFT		
L4			L30-0933-05	FM IFT	KP	
L4			L30-0950-05	FM IFT	ET	
L5			L30-0951-05	FM IFT	ET	
L6,7			L79-1236-05	LC FILTER	ET	
L101-105			L39-1373-05	PHASE COMPENSATION COIL		
T1		*	L07-2758-05	POWER TRANSFORMER	KPXET	
Δ T1		*	L07-2761-05	POWER TRANSFORMER	KPXET	
Δ T1		*	L07-2805-05	POWER TRANSFORMER	YMI	
X1			L77-2232-05	CRYSTAL RESONATOR		
R1			RK73FB2A101J	CHIP R 100	J	1/10W
R4			RK73FB2A681J	CHIP R 680	J	1/10W
R5			RK73FB2A332J	CHIP R 3.3K	J	1/10W
R6			RK73FB2A221J	CHIP R 220	J	1/10W
R7			RK73FB2A821J	CHIP R 820	J	1/10W

L : Scandinavia K : USA P : Canada R : Mexico C : China I : Malaysia  
 Y : PX(Far East,Hawaii) T : England E : Europe G : Germany V : China(Shanghai)  
 Y : AAFES(Europe) X : Australia Q : Russia H : Korea M : Other Areas Δ indicates safety critical components.

KRF-V4530D/V5030D/V6030D/MR-405/406/414  
 PARTS LIST

\* New Parts  
Parts without **Parts No.** are not supplied.  
Les articles non mentionnes dans le **Parts No.** ne sont pas fournis.  
Teile ohne **Parts No.** werden nicht geliefert.



Ref. No	Address	New Parts	Parts No.	Description	Destination	Remarks
R8			RK73FB2A100J	CHIP R 10	J 1/10W	ET
R8			RK73FB2A330J	CHIP R 33	J 1/10W	KPYMIX
R9			RK73FB2A391J	CHIP R 390	J 1/10W	
R10			RK73FB2A102J	CHIP R 1.0K	J 1/10W	
R11			RK73FB2A220J	CHIP R 22	J 1/10W	ET
R11			RK73FB2A330J	CHIP R 33	J 1/10W	KPYMIX
R12			RK73FB2A101J	CHIP R 100	J 1/10W	
R14			RK73FB2A101J	CHIP R 100	J 1/10W	KPET
R14			RK73FB2A271J	CHIP R 270	J 1/10W	MIXY
R15			RK73FB2A333J	CHIP R 33K	J 1/10W	ET
R15			RK73FB2A472J	CHIP R 4.7K	J 1/10W	KP
R16			RK73FB2A220J	CHIP R 22	J 1/10W	
R17			RK73FB2A362J	CHIP R 3.6K	J 1/10W	
R18			RK73FB2A302J	CHIP R 3.0K	J 1/10W	
R19			RK73FB2A822J	CHIP R 8.2K	J 1/10W	
R20			RK73FB2A392J	CHIP R 3.9K	J 1/10W	
R23			RK73FB2A153J	CHIP R 15K	J 1/10W	ET
R23			RK73FB2A332J	CHIP R 3.3K	J 1/10W	YMIX
R23			RK73FB2A912J	CHIP R 9.1K	J 1/10W	KP
R25			RK73FB2A163J	CHIP R 16K	J 1/10W	KP
R25			RK73FB2A183J	CHIP R 18K	J 1/10W	YMIX
R25			RK73FB2A273J	CHIP R 27K	J 1/10W	ET
R27,28			RK73FB2A432J	CHIP R 4.3K	J 1/10W	ET
R27,28			RK73FB2A682J	CHIP R 6.8K	J 1/10W	KP
R27,28			RK73FB2A752J	CHIP R 7.5K	J 1/10W	YMIX
R29			RK73FB2A101J	CHIP R 100	J 1/10W	YMI
R30			RK73FB2A561J	CHIP R 560	J 1/10W	YMI
R31			RK73FB2A473J	CHIP R 47K	J 1/10W	YMI
R32			RK73FB2A272J	CHIP R 2.7K	J 1/10W	KPYMIX
R33,34			RK73FB2A102J	CHIP R 1.0K	J 1/10W	
R35			RK73FB2A101J	CHIP R 100	J 1/10W	ET
R36			RK73FB2A102J	CHIP R 1.0K	J 1/10W	ET
R37			RK73FB2A392J	CHIP R 3.9K	J 1/10W	ET
R38			RK73FB2A102J	CHIP R 1.0K	J 1/10W	ET
R39			RK73FB2A103J	CHIP R 10K	J 1/10W	ET
R42			RK73FB2A103J	CHIP R 10K	J 1/10W	
R43			RK73FB2A221J	CHIP R 220	J 1/10W	
R44			RD14NB2E271J	RD 270	J 1/4W	
R45			RK73EB2B102J	CHIP R 1.0K	J 1/8W	
R46			RK73FB2A102J	CHIP R 1.0K	J 1/10W	
R47			RK73EB2B102J	CHIP R 1.0K	J 1/8W	
R48			RK73FB2A102J	CHIP R 1.0K	J 1/10W	
R49			RK73FB2A103J	CHIP R 10K	J 1/10W	
R50			RD14NB2E471J	RD 470	J 1/4W	
R51			RK73FB2A562J	CHIP R 5.6K	J 1/10W	
R52			RK73FB2A101J	CHIP R 100	J 1/10W	
R53			RK73FB2A222J	CHIP R 2.2K	J 1/10W	
R54			RK73FB2A102J	CHIP R 1.0K	J 1/10W	
R55			RK73FB2A333J	CHIP R 33K	J 1/10W	
R56,57			RK73FB2A102J	CHIP R 1.0K	J 1/10W	
R58			RK73FB2A123J	CHIP R 12K	J 1/10W	
R59			RK73FB2A122J	CHIP R 1.2K	J 1/10W	
R72,73			RK73FB2A153J	CHIP R 15K	J 1/10W	KP
R72,73			RK73FB2A392J	CHIP R 3.9K	J 1/10W	ET
R72,73			RK73FB2A822J	CHIP R 8.2K	J 1/10W	YMIX

L : Scandinavia K : USA P : Canada R : Mexico C : China I : Malaysia  
Y : PX(Far East,Hawaii) T : England E : Europe G : Germany V : China(Shanghai)  
Y : AAFES(Europe) X : Australia Q : Russia H : Korea M : Other Areas indicates safety critical components.

PARTS LIST

\* New Parts  
Parts without **Parts No.** are not supplied.  
Les articles non mentionnes dans le **Parts No.** ne sont pas fournis.  
Teile ohne **Parts No.** werden nicht geliefert.



Ref. No	Address	New Parts	Parts No.	Description	Destination	Remarks
R74			RK73FB2A473J	CHIP R 47K	J 1/10W	
R75			RK73FB2A822J	CHIP R 8.2K	J 1/10W	
R76			RK73FB2A182J	CHIP R 1.8K	J 1/10W	
R78			RK73FB2A821J	CHIP R 820	J 1/10W	
R79			RK73FB2A102J	CHIP R 1.0K	J 1/10W	
R80			RK73FB2A223J	CHIP R 22K	J 1/10W	ET
R81			RS14KB3A820J	FL-PROOF RS 82	J 1W	
R82			RK73FB2A272J	CHIP R 2.7K	J 1/10W	ET
R83			RK73FB2A102J	CHIP R 1.0K	J 1/10W	
R84			RK73EB2B102J	CHIP R 1.0K	J 1/8W	
R85-87			RK73FB2A105J	CHIP R 1.0M	J 1/10W	
R88			RK73FB2A563J	CHIP R 56K	J 1/10W	
R89			RK73FB2A333J	CHIP R 33K	J 1/10W	
R101,102			RK73FB2A102J	CHIP R 1.0K	J 1/10W	
R101,102			RK73FB2A102J	CHIP R 1.0K	J 1/10W	ETMXYI 6 5
R103,104			RK73FB2A273J	CHIP R 27K	J 1/10W	
R103,104			RK73FB2A273J	CHIP R 27K	J 1/10W	ETMXYI 6 5
R105,106			RK73FB2A101J	CHIP R 100	J 1/10W	
R105,106			RK73FB2A101J	CHIP R 100	J 1/10W	ETMXYI 6 5
R115,116			RD14BB2C102J	RD 1.0K	J 1/6W	KP 45
R117,118			RK73FB2A102J	CHIP R 1.0K	J 1/10W	
R119,120			RK73FB2A224J	CHIP R 220K	J 1/10W	
R121,122			RK73FB2A102J	CHIP R 1.0K	J 1/10W	
R123,124			RK73FB2A224J	CHIP R 220K	J 1/10W	
R125,126			RK73FB2A102J	CHIP R 1.0K	J 1/10W	
R127,128			RK73FB2A224J	CHIP R 220K	J 1/10W	
R129,130			RK73FB2A102J	CHIP R 1.0K	J 1/10W	
R131,132			RK73FB2A224J	CHIP R 220K	J 1/10W	
R133,134			RK73FB2A102J	CHIP R 1.0K	J 1/10W	
R135,136			RK73FB2A224J	CHIP R 220K	J 1/10W	
R137,138			RK73FB2A102J	CHIP R 1.0K	J 1/10W	
R139,140			RK73FB2A224J	CHIP R 220K	J 1/10W	
R141,142			RK73FB2A102J	CHIP R 1.0K	J 1/10W	
R143,144			RK73FB2A224J	CHIP R 220K	J 1/10W	
R153-156			RK73FB2A224J	CHIP R 220K	J 1/10W	
R159			RK73FB2A562J	CHIP R 5.6K	J 1/10W	
R161,162			RK73FB2A302J	CHIP R 3.0K	J 1/10W	
R163,164			RK73FB2A682J	CHIP R 6.8K	J 1/10W	
R165,166			RK73FB2A183J	CHIP R 18K	J 1/10W	
R167,168			RK73FB2A182J	CHIP R 1.8K	J 1/10W	
R169,170			RK73FB2A224J	CHIP R 220K	J 1/10W	
R171,172			RK73FB2A183J	CHIP R 18K	J 1/10W	
R173,174			RK73FB2A222J	CHIP R 2.2K	J 1/10W	
R175,176			RK73FB2A104J	CHIP R 100K	J 1/10W	
R177,178			RK73FB2A563J	CHIP R 56K	J 1/10W	
R179			RK73FB2A102J	CHIP R 1.0K	J 1/10W	
R180			RK73EB2B102J	CHIP R 1.0K	J 1/8W	
R181-184			RS14KB3DR22J	FL-PROOF RS 0.22	J 2W	
R185,186			RK73FB2A563J	CHIP R 56K	J 1/10W	
R187,188			RK73FB2A182J	CHIP R 1.8K	J 1/10W	KPMXI 6
R187,188			RK73FB2A222J	CHIP R 2.2K	J 1/10W	KPMXYI 6
R187,188			RK73FB2A242J	CHIP R 2.4K	J 1/10W	E 6
R187,188			RK73FB2A272J	CHIP R 2.7K	J 1/10W	ET 5
R187,188			RK73FB2A272J	CHIP R 2.7K	J 1/10W	KP 4
R189,190			RS14KB3D120J	FL-PROOF RS 12	J 2W	

L : Scandinavia K : USA P : Canada R : Mexico C : China I : Malaysia  
Y : PX(Far East,Hawaii) T : England E : Europe G : Germany V : China(Shanghai)  
Y : AAFES(Europe) X : Australia Q : Russia H : Korea M : Other Areas indicates safety critical components.



\* New Parts  
 Parts without Parts No. are not supplied.  
 Les articles non mentionnés dans le Parts No. ne sont pas fournis.  
 Teile ohne Parts No. werden nicht geliefert.



Ref. No	Add-ress	New Parts	Parts No.	Description	Desti-nation	Re-marks
Δ R350			RK73FB2A1R0J	CHIP R		5
R351			RK73FB2A103J	CHIP R		
R352			RK73FB2A223J	CHIP R		
R353			RK73FB2A102J	CHIP R		
R356-358			RK73FB2A103J	CHIP R		
R360			RK73FB2A103J	CHIP R		
R361,362			RK73FB2A473J	CHIP R		
R363			RK73FB2A361J	CHIP R		
R370			RK73FB2A102J	CHIP R		
R371			RK73FB2A563J	CHIP R		
R372			RK73FB2A104J	CHIP R		
R373			RK73FB2A361J	CHIP R		
R375			RK73FB2A102J	CHIP R		
R377,378			RK73FB2A102J	CHIP R		
R384			RK73EB2B102J	CHIP R		
R387,388			RK73FB2A473J	CHIP R		
R389			RK73FB2A472J	CHIP R		
R390			RK73FB2A473J	CHIP R		
R391-394			RK73FB2A470J	CHIP R		
Δ R397-399			RD14NB2E1R0J	RD		
Δ R601			RD14NB2E1R0J	RD		
R604			RD14NB2E100J	RD		
R604			RD14NB2E390J	RD		
R609			RD14NB2E151J	RD		
R609			RD14NB2E181J	RD		
R609			RD14NB2E2R2J	RD		
R609			RD14NB2E270J	RD		
Δ R610			R92-1844-05	CARBON		
VR1			R32-0037-05	SEMI FIXED VARIABLE RESISTOR		
W108			R92-0670-05	CHIP R		
W262			R92-0670-05	CHIP R		
W301			R92-0679-05	CHIP R		
W302			R92-0670-05	CHIP R		
W303-306			R92-0679-05	CHIP R		
W307			R92-0670-05	CHIP R		
W308			R92-0679-05	CHIP R		
W309-311			R92-0670-05	CHIP R		
W312			R92-0679-05	CHIP R		
W313			R92-0670-05	CHIP R		
W315-318			R92-0679-05	CHIP R		
W319,320			R92-0670-05	CHIP R		
W321			R92-0679-05	CHIP R		
W322,323			R92-0670-05	CHIP R		
W324-333			R92-0679-05	CHIP R		
W334,335			R92-0670-05	CHIP R		
W336			R92-0679-05	CHIP R		
W337,338			R92-0670-05	CHIP R		
W338,339			R92-0670-05	CHIP R		
W338,339			R92-0670-05	CHIP R		
W340,341			R92-0679-05	CHIP R		
W342,343			R92-0670-05	CHIP R		
W506			R92-0679-05	CHIP R		
W513,514			R92-0679-05	CHIP R		
W523			R92-0679-05	CHIP R		
W651-655			R92-0670-05	CHIP R		

L : Scandinavia    K : USA    P : Canada    R : Mexico    C : China    I : Malaysia  
 Y : PX(Far East,Hawaii)    T : England    E : Europe    G : Germany    V : China(Shanghai)  
 Y : AAFES(Europe)    X : Australia    Q : Russia    H : Korea    M : Other Areas    Δ indicates safety critical components .

PARTS LIST

\* New Parts  
 Parts without Parts No. are not supplied.  
 Les articles non mentionnés dans le Parts No. ne sont pas fournis.  
 Teile ohne Parts No. werden nicht geliefert.



Ref. No	Add-ress	New Parts	Parts No.	Description	Desti-nation	Re-marks
W656			R92-0670-05	CHIP R		6
W659			R92-0670-05	CHIP R		
W660			R92-0670-05	CHIP R		
W662			R92-0670-05	CHIP R		
W680			R92-0679-05	CHIP R		
W683			R92-0679-05	CHIP R		
W683			R92-0679-05	CHIP R		
W683			R92-0679-05	CHIP R		
W683			R92-0679-05	CHIP R		
W683			R92-0679-05	CHIP R		
W684,685			R92-0679-05	CHIP R		
K1 ,2			S76-0042-05	MAGNETIC RELAY		
K3			S76-0042-05	MAGNETIC RELAY		
K4			S76-0042-05	MAGNETIC RELAY		
Δ K601			S76-0099-05	MAGNETIC RELAY		
Δ K601			S76-0099-05	MAGNETIC RELAY		
Δ K601		*	S76-0107-05	MAGNETIC RELAY		
S1			S62-0034-05	SLIDE SWITCH		
D1			UDZ3.3B	ZENER DIODE		
Δ D101			D5SBA20F03	DIODE		
Δ D102			S1Z2B(4101)	DIODE		
Δ D103			D5SBA20F03	DIODE		
Δ D103			D5SBA20F03	DIODE		
Δ D103			RBV-602LFA	DIODE		
D104			HZS16N(B2)	ZENER DIODE		
D104			MTZJ16(B)	ZENER DIODE		
D105			HZS15N(B2)	ZENER DIODE		
D105			MTZJ15(B)	ZENER DIODE		
D106,107			MA111	DIODE		
D108			UDZ3.3B	ZENER DIODE		
D108			UDZ5.6B	ZENER DIODE		
D108			UDZ6.2B	ZENER DIODE		
D108			UDZ6.8B	ZENER DIODE		
D108			UDZ8.2B	ZENER DIODE		
D109			UDZ10B	ZENER DIODE		
D109			UDZ11B	ZENER DIODE		
D109			UDZ13B	ZENER DIODE		
D109			UDZ13B	ZENER DIODE		
D109			UDZ15B	ZENER DIODE		
D109			UDZ16B	ZENER DIODE		
D110			UDZ10B	ZENER DIODE		
D110			UDZ13B	ZENER DIODE		
D110			UDZ13B	ZENER DIODE		
D110			UDZ13B	ZENER DIODE		
D110			UDZ13B	ZENER DIODE		
D110			UDZ16B	ZENER DIODE		
D111-115			MA111	DIODE		
D117-120			UDZ15B	ZENER DIODE		
D117-120			UDZ15B	ZENER DIODE		
D117-120			UDZ15B	ZENER DIODE		
D121			MA111	DIODE		
D122			UDZ3.9B	ZENER DIODE		
D123			HSS104A	DIODE		
D123			1SS133	DIODE		

L : Scandinavia    K : USA    P : Canada    R : Mexico    C : China    I : Malaysia  
 Y : PX(Far East,Hawaii)    T : England    E : Europe    G : Germany    V : China(Shanghai)  
 Y : AAFES(Europe)    X : Australia    Q : Russia    H : Korea    M : Other Areas    Δ indicates safety critical components .

\* New Parts  
 Parts without **Parts No.** are not supplied.  
 Les articles non mentionnes dans le **Parts No.** ne sont pas fournis.  
 Teile ohne **Parts No.** werden nicht geliefert.

15

Ref. No	Add-ress	New Parts	Parts No.	Description	Desti-nation	Re-marks
D124			UDZ3.9B	ZENER DIODE		
D125, 126			HSS104A	DIODE	YMI	
D125, 126			1SS133	DIODE	YMI	
D127, 128			MA111	DIODE		
D129			MA111	DIODE		6
D130			MA111	DIODE		
D201			DA204U	DIODE		
D201			MA143A	DIODE		
D201			1SS302	DIODE		
D203			HZS8.2N(B2)	ZENER DIODE		
D203			MTZJ8.2(B)	ZENER DIODE		
D204			HZS5.1N(B2)	ZENER DIODE		
D204			MTZJ5.1(B)	ZENER DIODE		
D209			HZS3.3N(B2)	ZENER DIODE		
D209			MTZJ3.3(B)	ZENER DIODE		
D211			MA111	DIODE	ET	
D213			MA111	DIODE		
Δ D601			S1ZB20(4101)	DIODE		
Δ D602-605			HSS104A	DIODE		
Δ D602-605			1SS133	DIODE		
D608			HSS104A	DIODE	KP	
D608			RB721Q	DIODE	YMI	
D608			1SS133	DIODE	KP	
IC101		*	STK412-010A	HYBRID IC	ETMXYI	5
IC101		*	STK412-010A	HYBRID IC	KP	5
Δ IC101		*	STK412-020A	HYBRID IC		6
Δ IC102		*	STK413-010A	HYBRID IC	ETMXYI	5
Δ IC102		*	STK413-010A	HYBRID IC	KP	5
Δ IC102		*	STK413-020A	HYBRID IC		6
Δ IC103		*	KIA7812API	ANALOGUE IC		
Δ IC104		*	KIA7912PI	ANALOGUE IC		6
IC105			NJM4580ED	ANALOGUE IC		
IC105			NJM4580ED	ANALOGUE IC	ETMXYI	5
IC106			NJU7313AM	ANALOGUE IC		
IC107, 108			NJM4565M	ANALOGUE IC		
IC109			NJU7313AM	ANALOGUE IC		
IC110-112			NJM4565M	ANALOGUE IC		
Δ IC113		*	STK442-090	HYBRID IC	KP	4
Δ IC114		*	STK443-090	HYBRID IC	KP	4
IC201			LA1837	ANALOGUE IC	KPET	
IC201			LA1838	ANALOGUE IC	MXIY	
IC202			LC72131	MOS-IC		
Δ IC601		*	XC62FP5102P	ANALOGUE IC	KP	
Δ IC602			BA05T	ANALOGUE IC	YMI	
Q1 .2			2SC1740S(Q,R)	TRANSISTOR		
Q1 .2			2SC2785(F,E)	TRANSISTOR		
Q5 .6			2SD2351	TRANSISTOR		
Q7 .8			2SC1740S(Q,R)	TRANSISTOR		
Q7 .8			2SC2785(F,E)	TRANSISTOR		
Q11 .12			2SD2351	TRANSISTOR		
Q13 .14			2SC1740S(Q,R)	TRANSISTOR		
Q13 .14			2SC2785(F,E)	TRANSISTOR		
Q16			2SD2351	TRANSISTOR		
Q17			2SC2878(B)	TRANSISTOR		
Q51 -53			2SA1576A(R,S)	TRANSISTOR		

L : Scandinavia K : USA P : Canada R : Mexico C : China I : Malaysia  
 Y : PX(Far East,Hawaii) T : England E : Europe G : Germany V : China(Shanghai)  
 Y : AAFES(Europe) X : Australia Q : Russia H : Korea M : Other Areas Δ indicates safety critical components.

\* New Parts  
 Parts without **Parts No.** are not supplied.  
 Les articles non mentionnes dans le **Parts No.** ne sont pas fournis.  
 Teile ohne **Parts No.** werden nicht geliefert.

15

Ref. No	Add-ress	New Parts	Parts No.	Description	Desti-nation	Re-marks
Δ Q51 -53			2SB1218A(Q,R)	TRANSISTOR		
Q54			2SB1640	TRANSISTOR		
Q113-117			2SC3906K	TRANSISTOR		
Q118			2SA1576A(R,S)	TRANSISTOR		
Q118			2SB1218A(Q,R)	TRANSISTOR		
Q119, 120			2SC3906K	TRANSISTOR		
Q121			2SA1576A(R,S)	TRANSISTOR		
Q121			2SB1218A(Q,R)	TRANSISTOR		
Q122, 123			2SC1845(F,E)	TRANSISTOR		
Q132			2SC3906K	TRANSISTOR		
Q133			2SB1566	TRANSISTOR		
Q134			2SC1845(F,E)	TRANSISTOR		
Q135			2SA1576A(R,S)	TRANSISTOR		
Q135			2SB1218A(Q,R)	TRANSISTOR		
Q136			UN5219	DIGITAL TRANSISTOR		
Δ Q137			2SD2395	TRANSISTOR		
Δ Q138			2SB1640	TRANSISTOR		
Q139, 140			DTC123JUA	DIGITAL TRANSISTOR		
Q141			DTC123JUA	DIGITAL TRANSISTOR		6
Q142			DTC123JUA	DIGITAL TRANSISTOR		
Q201			2SC4081(R,S)	TRANSISTOR		
Q201			2SD1819A(Q,R)	TRANSISTOR		
Q202			2SA1576A(R,S)	TRANSISTOR		
Q202			2SB1218A(Q,R)	TRANSISTOR		
Q203, 204			2SC4081(R,S)	TRANSISTOR		YMI
Q203, 204			2SD1819A(Q,R)	TRANSISTOR		YMI
Q206, 207			2SC4081(R,S)	TRANSISTOR		ET
Q206, 207			2SD1819A(Q,R)	TRANSISTOR		ET
Q210, 211			2SD1757K	TRANSISTOR		
Q212			2SA1576A(R,S)	TRANSISTOR		
Q212			2SB1218A(Q,R)	TRANSISTOR		
Q214			2SA1576A(R,S)	TRANSISTOR		
Q214			2SB1218A(Q,R)	TRANSISTOR		
Q601			2SC1740S(Q,R)	TRANSISTOR		
Q601			2SC2785(F,E)	TRANSISTOR		
A1			W02-2584-05	FM FRONT-END ASSY		ET
A1			W02-2622-05	FM FRONT-END ASSY		KPYMIX
<b>PREAMP (X08-3010-10)</b>						
C1 .2			CE04RW1C100M	ELECTRO	10UF	16WV
C3			CK73FB1H103K	CHIP C	0.010UF	K
C4			CC73FCH1H101J	CHIP C	100PF	J
C5 .6			CK73FB1H222K	CHIP C	2200PF	K
C7 .8			CK73FB1E104K	CHIP C	0.10UF	K
C9 .10			CE04RW1C4R7M	ELECTRO	4.7UF	16WV
C21			CK73FB1E104K	CHIP C	0.10UF	K
C22			CE04LV1H100M	ELECTRO	10UF	50WV
C23			CK73FB1H102K	CHIP C	1000PF	K
C24 .25			CK73FB1E104K	CHIP C	0.10UF	K
C26			CK73FF1C105Z	CHIP C	1.0UF	Z
C27		*	C91-1597-05	CERAMIC	4.7UF	Z
C29			CK73FB1H103K	CHIP C	0.010UF	K
C31			CC73FCH1H220J	CHIP C	22PF	J
C32			CK73FB1H472K	CHIP C	4700PF	K
C33			CC73FCH1H220J	CHIP C	22PF	J

L : Scandinavia K : USA P : Canada R : Mexico C : China I : Malaysia  
 Y : PX(Far East,Hawaii) T : England E : Europe G : Germany V : China(Shanghai)  
 Y : AAFES(Europe) X : Australia Q : Russia H : Korea M : Other Areas Δ indicates safety critical components.

KRF-V4530D/V5030D/V6030D/VR-405/406/414  
**PARTS LIST**

\* New Parts  
Parts without **Parts No.** are not supplied.  
Les articles non mentionnés dans le **Parts No.** ne sont pas fournis.  
Teile ohne **Parts No.** werden nicht geliefert.

17

Ref. No	Add-ress	New Parts	Parts No.	Description	Desti-nation	Re-marks
C34			CK73FB1H472K	CHIP C 4700PF	K	
C35			CK73FF1C105Z	CHIP C 1.0UF	Z	
C41			CC73FCH1H220J	CHIP C 22PF	J	
C42			CC73FCH1H270J	CHIP C 27PF	J	
C43,44			CK73FB1H102K	CHIP C 1000PF	K	
C45			CK73FB1H103K	CHIP C 0.010UF	K	
C46			CC73FCH1H220J	CHIP C 22PF	J	
C54,55			CC73FCH1H220J	CHIP C 22PF	J	
C56			CK73FB1H102K	CHIP C 1000PF	K	
C57			CK73FF1C105Z	CHIP C 1.0UF	Z	
C58,59			CK73FB1H103K	CHIP C 0.010UF	K	
C103,104			CK73FF1C105Z	CHIP C 1.0UF	Z	
C105,106			CK73FB1H182K	CHIP C 1800PF	K	
C107,108			CK73FB1H222K	CHIP C 2200PF	K	
C109			CK73FB1H103K	CHIP C 0.010UF	K	
C110			CC73FCH1H101J	CHIP C 100PF	J	
C121,122			CC73FCH1H220J	CHIP C 22PF	J	
C125			CK73FB1H103K	CHIP C 0.010UF	K	
C126			CC73FCH1H101J	CHIP C 100PF	J	
C141			CC73FCH1H101J	CHIP C 100PF	J	
C151,152			CK73FF1C225Z	CHIP C 2.2UF	Z	
C153,154			CC73FCH1H101J	CHIP C 100PF	J	
C155,156			CK73FF1C105Z	CHIP C 1.0UF	Z	
C157-160			CK73FF1C225Z	CHIP C 2.2UF	Z	
C161,162			CK73FB1H822K	CHIP C 8200PF	K	
C163,164			CK73FB1H153K	CHIP C 0.015UF	K	
C165,166			CK73FB1C334K	CHIP C 0.33UF	K	
C167,168			CK73FF1C225Z	CHIP C 2.2UF	Z	
C169,170			CK73FB1H222K	CHIP C 2200PF	K	
C177-182			CK73FF1C225Z	CHIP C 2.2UF	Z	
C183			CK73FF1C105Z	CHIP C 1.0UF	Z	
C184			CC73FCH1H221J	CHIP C 220PF	J	
C185,186			CK73FB1E104K	CHIP C 0.10UF	K	
C187,188			CK73FB1H102K	CHIP C 1000PF	K	
C203,204			CK73FF1C105Z	CHIP C 1.0UF	Z	
C205,206			CK73FB1H182K	CHIP C 1800PF	K	
C207,208			CK73FB1H222K	CHIP C 2200PF	K	
C209			CK73FB1H103K	CHIP C 0.010UF	K	
C210			CC73FCH1H101J	CHIP C 100PF	J	
C251-256			CC73FCH1H221J	CHIP C 220PF	J	
C303,304			CK73FF1C105Z	CHIP C 1.0UF	Z	
C305			CK73FB1H182K	CHIP C 1800PF	K	
C306			CK73FB1H682K	CHIP C 6800PF	K	
C307			CK73FB1H222K	CHIP C 2200PF	K	
C308			CK73FB1H822K	CHIP C 8200PF	K	
C309			CK73FB1H103K	CHIP C 0.010UF	K	
C310			CC73FCH1H101J	CHIP C 100PF	J	
C401-403			CK73FB1H103K	CHIP C 0.010UF	K	
C411-414			CC73FCH1H220J	CHIP C 22PF	J	
C415-418			CC73FCH1H101J	CHIP C 100PF	J	
C419			CC73FCH1H100D	CHIP C 10PF	D	
C450			CK73FB1H103K	CHIP C 0.010UF	K	
C451			CK73FB1E104K	CHIP C 0.10UF	K	
C452			CE04LW1C222M	ELECTRO 2200UF	16WV	
C453,454			CK73FB1E104K	CHIP C 0.10UF	K	

L : Scandinavia K : USA P : Canada R : Mexico C : China I : Malaysia  
Y : PX(Far East,Hawaii) T : England E : Europe G : Germany V : China(Shanghai)  
Y : AAFES(Europe) X : Australia Q : Russia H : Korea M : Other Areas  $\Delta$  indicates safety critical components.

\* New Parts  
Parts without **Parts No.** are not supplied.  
Les articles non mentionnés dans le **Parts No.** ne sont pas fournis.  
Teile ohne **Parts No.** werden nicht geliefert.

18

Ref. No	Add-ress	New Parts	Parts No.	Description	Desti-nation	Re-marks
C455			CE04LW1A101M	ELECTRO 100UF	10WV	
C456,457			CK73FB1E104K	CHIP C 0.10UF	K	
C458			C92-0047-05	CHIP-ELE 47UF	6.3WV	
C459,460			CK73FB1E104K	CHIP C 0.10UF	K	
C461			CE04LW1E470M	ELECTRO 47UF	25WV	
C501-504			CK73FB1E104K	CHIP C 0.10UF	K	
C505			CK73FB1H102K	CHIP C 1000PF	K	
C506			CC73FCH1H471J	CHIP C 470PF	J	
C507			CK73FB1H103K	CHIP C 0.010UF	K	
C508			CE04LW1H2R2M	ELECTRO 2.2UF	50WV	
C509			CE04LW1E470M	ELECTRO 47UF	25WV	
C510,511			CK73FB1H103K	CHIP C 0.010UF	K	
C601			CC73FCH1H470J	CHIP C 47PF	J	
C602			CE04LW1E470M	ELECTRO 47UF	25WV	
C603			CC73FCH1H470J	CHIP C 47PF	J	
C604			CE04LW1E470M	ELECTRO 47UF	25WV	
C607			CC73FCH1H470J	CHIP C 47PF	J	
C608			CE04LW1E470M	ELECTRO 47UF	25WV	
C609,610			CC73FCH1H470J	CHIP C 47PF	J	
C621,622			CK73FB1E104K	CHIP C 0.10UF	K	
C751,752			CC73FCH1H221J	CHIP C 220PF	J	
C753			CK73FB1H103K	CHIP C 0.010UF	K	
CN1		*	E40-8485-05	FLAT CABLE CONNECTOR		
CN2		*	E40-8484-05	FLAT CABLE CONNECTOR		
CN5			E40-4248-05	PIN ASSY		
CN5			E40-8358-05	PIN ASSY		
J1		*	E63-1080-05	PIN JACK		
J1		*	E63-1140-05	PIN JACK		
J2		*	E63-1139-05	PIN JACK		
J2		*	E63-1139-05	PIN JACK		
J3		*	E63-1138-05	PIN JACK		
J61		*	E63-1141-05	PIN JACK		
J75			E11-0293-05	MINIATURE PHONE JACK(2P)		
E1,2			J11-0809-05	WIRE CLAMPER		
L31,32		*	L92-0511-05	CHIP FERRITE		
L41		*	L92-0510-05	CHIP FERRITE		
X1		*	L77-2296-05	CRYSTAL RESONATOR(12.288MHZ)		
CP41-44			R90-0728-05	MULTI-COMP 180 X4		
CP51,52			R90-0714-05	MULTI-COMP 10K X4		
R1,2			RK73FB2A562J	CHIP R 5.6K	J 1/10W	
R3,4			RK73FB2A101J	CHIP R 100	J 1/10W	
R5,6			RK73FB2A471J	CHIP R 470	J 1/10W	
R7,10			RK73FB2A472J	CHIP R 4.7K	J 1/10W	
R11,12			RK73FB2A471J	CHIP R 470	J 1/10W	
R20		*	R92-1946-05	METAL GLAZE 4.7	J 1/4W	
R21			RK73FB2A221J	CHIP R 220	J 1/10W	
R31,32			RK73FB2A820J	CHIP R 82	J 1/10W	
R33			RK73FB2A471J	CHIP R 470	J 1/10W	
R34			RD14NB2E4R7J	RD 4.7	J 1/4W	
R41,42			RK73FB2A105J	CHIP R 1.0M	J 1/10W	
R43,45			RK73FB2A221J	CHIP R 220	J 1/10W	
R54			RK73FB2A912J	CHIP R 9.1K	J 1/10W	

L : Scandinavia K : USA P : Canada R : Mexico C : China I : Malaysia  
Y : PX(Far East,Hawaii) T : England E : Europe G : Germany V : China(Shanghai)  
Y : AAFES(Europe) X : Australia Q : Russia H : Korea M : Other Areas  $\Delta$  indicates safety critical components.

## PARTS LIST

KRF-V4530D/V5030D/V6030D/VR-405/406/414

6 5 45

\* New Parts  
 Parts without **Parts No.** are not supplied.  
 Les articles non mentionnes dans le **Parts No.** ne sont pas fournis.  
 Teile ohne **Parts No.** werden nicht geliefert.

19

Ref. No	Address	New Parts	Parts No.	Description	Desti-nation	Re-marks
R55 -58			RK73FB2A221J	CHIP R 220 J 1/10W		
R59			RK73FB2A101J	CHIP R 100 J 1/10W		
R66			RK73FB2A104J	CHIP R 100K J 1/10W		
R67			RK73FB2A103J	CHIP R 10K J 1/10W		
R68			RK73FB2A221J	CHIP R 220 J 1/10W		
R101,102			RK73FB2A222J	CHIP R 2.2K J 1/10W		
R103,104			RK73FB2A104J	CHIP R 100K J 1/10W		
R107,108			RK73FB2A222J	CHIP R 2.2K J 1/10W		
R109,110			RK73FB2A103J	CHIP R 10K J 1/10W		
R111,112			RK73FB2A472J	CHIP R 4.7K J 1/10W		
R113,114			RK73FB2A221J	CHIP R 220 J 1/10W		
R121-124			RK73FB2A103J	CHIP R 10K J 1/10W		
R125,126			RK73FB2A101J	CHIP R 100 J 1/10W		
R127,128			RK73FB2A242J	CHIP R 2.4K J 1/10W		
R151-156			RK73FB2A100J	CHIP R 10 J 1/10W		
R157,158			RK73FB2A102J	CHIP R 1.0K J 1/10W		
R159-164			RK73FB2A101J	CHIP R 100 J 1/10W		
R165			RK73FB2A751J	CHIP R 750 J 1/10W		
R166			RK73FB2A272J	CHIP R 2.7K J 1/10W		
R168,169			RK73FB2A1R0J	CHIP R 1 J 1/10W		
R170,171			RK73FB2A471J	CHIP R 470 J 1/10W		
R172-175			RK73FB2A473J	CHIP R 47K J 1/10W		
R201,202			RK73FB2A102J	CHIP R 1.0K J 1/10W		
R203,204			RK73FB2A104J	CHIP R 100K J 1/10W		
R207,208			RK73FB2A472J	CHIP R 4.7K J 1/10W		
R209,210			RK73FB2A272J	CHIP R 2.7K J 1/10W		
R211,212			RK73FB2A562J	CHIP R 5.6K J 1/10W		
R213,214			RK73FB2A221J	CHIP R 220 J 1/10W		
R215,216			RK73FB2A472J	CHIP R 4.7K J 1/10W		
R217,218			RK73FB2A562J	CHIP R 5.6K J 1/10W		
R251,252			RK73FB2A153J	CHIP R 15K J 1/10W		
R253,254			RK73FB2A223J	CHIP R 22K J 1/10W		
R255,256			RK73FB2A103J	CHIP R 10K J 1/10W		
R257,258			RK73FB2A223J	CHIP R 22K J 1/10W		
R259,260			RK73FB2A103J	CHIP R 10K J 1/10W		
R261,262			RK73FB2A223J	CHIP R 22K J 1/10W		
R301			RK73FB2A222J	CHIP R 2.2K J 1/10W		
R302			RK73FB2A103J	CHIP R 10K J 1/10W		
R303,304			RK73FB2A104J	CHIP R 100K J 1/10W		
R307			RK73FB2A222J	CHIP R 2.2K J 1/10W		
R308			RK73FB2A123J	CHIP R 12K J 1/10W		
R309,310			RK73FB2A103J	CHIP R 10K J 1/10W		
R311,312			RK73FB2A472J	CHIP R 4.7K J 1/10W		
R313,314			RK73FB2A221J	CHIP R 220 J 1/10W		
R401-406			RK73FB2A471J	CHIP R 470 J 1/10W		
R407			RK73FB2A473J	CHIP R 47K J 1/10W		
R412			RK73FB2A221J	CHIP R 220 J 1/10W		
R426,427			RK73FB2A221J	CHIP R 220 J 1/10W		
R428			RK73FB2A1R0J	CHIP R 1 J 1/10W		
R431,432			RK73FB2A103J	CHIP R 10K J 1/10W		
△ R450-453		*	R92-1945-05	METAL GLAZE 1 J 1/4W		
△ R454		*	R92-1946-05	METAL GLAZE 4.7 J 1/4W		
R461,462			RK73FB2A221J	CHIP R 220 J 1/10W		
R463			RK73FB2A473J	CHIP R 47K J 1/10W		
R464			RK73FB2A472J	CHIP R 4.7K J 1/10W		

L : Scandinavia K : USA P : Canada R : Mexico C : China I : Malaysia  
 Y : PX(Far East,Hawaii) T : England E : Europe G : Germany V : China(Shanghai)  
 Y : AAFES(Europe) X : Australia Q : Russia H : Korea M : Other Areas △ indicates safety critical components.

\* New Parts  
 Parts without **Parts No.** are not supplied.  
 Les articles non mentionnes dans le **Parts No.** ne sont pas fournis.  
 Teile ohne **Parts No.** werden nicht geliefert.

20

Ref. No	Address	New Parts	Parts No.	Description	Desti-nation	Re-marks
R465			RK73FB2A102J	CHIP R 1.0K J 1/10W		
R501-503			RK73FB2A221J	CHIP R 220 J 1/10W		
R505			RK73FB2A103J	CHIP R 10K J 1/10W		
R514			RK73FB2A101J	CHIP R 100 J 1/10W		
R515			RK73FB2A221J	CHIP R 220 J 1/10W		
R516			RK73FB2A103J	CHIP R 10K J 1/10W		
R517			RK73FB2A221J	CHIP R 220 J 1/10W		
R518			RK73FB2A472J	CHIP R 4.7K J 1/10W		
R519			RK73FB2A221J	CHIP R 220 J 1/10W		
R520,521			RK73FB2A103J	CHIP R 10K J 1/10W		
R522,523			RK73FB2A472J	CHIP R 4.7K J 1/10W		
R524			RK73FB2A333J	CHIP R 33K J 1/10W		
R527			RK73FB2A103J	CHIP R 10K J 1/10W		
R601			RK73FB2A820J	CHIP R 82 J 1/10W		
R603			RK73FB2A820J	CHIP R 82 J 1/10W		
R607			RK73FB2A820J	CHIP R 82 J 1/10W		
R609			RK73FB2A104J	CHIP R 100K J 1/10W		
R610			RK73FB2A680J	CHIP R 68 J 1/10W		
R611			RK73FB2A104J	CHIP R 100K J 1/10W		
R612			RK73FB2A680J	CHIP R 68 J 1/10W		
R613			RK73FB2A1R0J	CHIP R 1 J 1/10W		
△ R631,632		*	RK73FB2A681J	CHIP R 680 J 1/10W		
R633,634		*	R92-1954-05	METAL GLAZE 100 J 1/10W		
D1			DAN202U	DIODE		
D1			MA142WK	DIODE		
D1			1SS301	DIODE		
D2			DAP202U	DIODE		
D2			MA142WA	DIODE		
D2			1SS300	DIODE		
D3			DAN202U	DIODE		
D3			MA142WK	DIODE		
D3			1SS301	DIODE		
D6			MA111	DIODE		
△ D41			S1ZB20(4072)	DIODE		
D42,43			UDZ5.6B	ZENER DIODE		
D44			UDZ3.9B	ZENER DIODE		
D51,52			MA111	DIODE		
D61,62			UDZ5.6B	ZENER DIODE		
D75,76			MA111	DIODE		
D151,152			UDZ7.5B	ZENER DIODE		
IC1			NJM4565MD	IC(OP AMP X2)		
IC2		*	AK4527-VQ	MOS-IC		
IC4		*	TC7WU04FU	MOS-IC		
IC5		*	AK4110-VF	MOS-IC		
IC6		*	TC7WH123FU	MOS-IC		
IC11			NJM4565MD	IC(OP AMP X2)		
IC12			NJU7311AM	MOS-IC		
IC13			NJM4565MD	IC(OP AMP X2)		
IC14			NJU7311AM	MOS-IC		
IC15			M62446FP	ANALOGUE IC		
IC21			NJM4565MD	IC(OP AMP X2)		
IC31			NJM4565MD	IC(OP AMP X2)		
IC41		*	TC74HC07AF	MOS-IC		
IC42			TC74HCT7007AF	MOS-IC		

L : Scandinavia K : USA P : Canada R : Mexico C : China I : Malaysia  
 Y : PX(Far East,Hawaii) T : England E : Europe G : Germany V : China(Shanghai)  
 Y : AAFES(Europe) X : Australia Q : Russia H : Korea M : Other Areas △ indicates safety critical components.

PARTS LIST

KRF-V4530D/V5030D/V6030D/VR-405/406/414



\* New Parts  
 Parts without **Parts No.** are not supplied.  
 Les articles non mentionnés dans le **Parts No.** ne sont pas fournis.  
 Teile ohne **Parts No.** werden nicht geliefert.

21

Ref. No	Add-ress	New Parts	Parts No.	Description	Desti-nation	Re-marks
Δ IC45		*	TA48M05F	ANALOGUE IC		
Δ IC46			TA48M033F	ANALOGUE IC		
Δ IC47		*	TA48M025F	ANALOGUE IC		
IC51		*	CS493253-CLR	MOS-IC		
IC51		*	CS493263-CLR	MOS-IC		
IC61			NJM2279M	ANALOGUE IC		
Q1			DTC124EUA	DIGITAL TRANSISTOR		
Q1			UN5212	DIGITAL TRANSISTOR		
Δ Q15			2SD1664(Q,R)	TRANSISTOR		
Δ Q15		*	2SD1963(R,S)-G	TRANSISTOR		
Δ Q16			2SB1132(Q,R)	TRANSISTOR		
Δ Q16		*	2SB1308(Q,R)-G	TRANSISTOR		
Q41			2SC4081(R,S)	TRANSISTOR		
Q41			2SD1819A(Q,R)	TRANSISTOR		
Q42			2SA1576A(R,S)	TRANSISTOR		
Q42			2SB1218A(Q,R)	TRANSISTOR		
Δ Q61			2SD1664(Q,R)	TRANSISTOR		
Δ Q61		*	2SD1963(R,S)-G	TRANSISTOR		
Δ Q62			2SB1132(Q,R)	TRANSISTOR		
Δ Q62		*	2SB1308(Q,R)-G	TRANSISTOR		
A1		*	W02-2716-05	OPTIC RECEIVING MODULE		
<b>DISPLAY (X14-7120-10)</b>						
D1		*	B30-2567-05	LED(RED)(80) HI-BR)		
D3 -5			B30-2545-05	LED(RED3(160))		
C1			CE04RW0J331M	ELECTRO	330UF	6.3WV
C1			CE04RW1A101M	ELECTRO	100UF	10WV
C2			CK73FB1H103K	CHIP C	0.010UF	K
C3			CE04RW1H010M	ELECTRO	1.0UF	50WV
C4 .5			CE04RW1C100M	ELECTRO	10UF	16WV
C6		*	CE04RW0J100M	ELECTRO	10UF	6.3WV
C7			CK73FB1H103K	CHIP C	0.010UF	K
C9			CC73FCH1H470J	CHIP C	47PF	J
C10 -19			CK73FB1H103K	CHIP C	0.010UF	K
C20 ,21			CK73FB1C104K	CHIP C	0.10UF	K
C22			CK73FF1C105Z	CHIP C	1.0UF	Z
C23			CE04RW0J470M	ELECTRO	47UF	6.3WV
C24			CE04RW0J470M	ELECTRO	47UF	6.3WV
C25			CK73FB1H103K	CHIP C	0.010UF	K
C26 ,27			CC73FCH1H270J	CHIP C	27PF	J
C28			CC73FCH1H561J	CHIP C	560PF	J
C29			CC73FCH1H271J	CHIP C	270PF	J
C30		*	CE04RW1V2R2M	ELECTRO	2.2UF	35WV
C31			CC73FCH1H101J	CHIP C	100PF	J
C32			CE04RW0J220M	ELECTRO	22UF	6.3WV
C33 -35			CC73FCH1H101J	CHIP C	100PF	J
C36 ,37			CC73FCH1H470J	CHIP C	47PF	J
C38		*	CE04RW1H330M	ELECTRO	33UF	50WV
C39			CK73FB1H103K	CHIP C	0.010UF	K
C40			C90-1826-05	BACKUP-C	0.047F	5.5WV
C41			CK73FB1H103K	CHIP C	0.010UF	K
C42			CK73FB1H103K	CHIP C	0.010UF	K
C43 ,44			CC73FCH1H101J	CHIP C	100PF	J
C45 ,46			CC73FCH1H470J	CHIP C	47PF	J
C47			CC73FCH1H101J	CHIP C	100PF	J

L : Scandinavia K : USA P : Canada R : Mexico C : China I : Malaysia  
 Y : PX(Far East,Hawaii) T : England E : Europe G : Germany V : China(Shanghai)  
 Y : AAFES(Europe) X : Australia Q : Russia H : Korea M : Other Areas Δ indicates safety critical components.

\* New Parts  
 Parts without **Parts No.** are not supplied.  
 Les articles non mentionnés dans le **Parts No.** ne sont pas fournis.  
 Teile ohne **Parts No.** werden nicht geliefert.

22

Ref. No	Add-ress	New Parts	Parts No.	Description	Desti-nation	Re-marks
C48			CC73FCH1H101J	CHIP C	100PF	J
C49			CE04RW0J331M	ELECTRO	330UF	6.3WV
C50			CC73FCH1H101J	CHIP C	100PF	J
C51		*	CE04RW1H2R2M	ELECTRO	2.2UF	50WV
C52			CK73FB1H103K	CHIP C	0.010UF	K
C53			CC73FCH1H101J	CHIP C	100PF	J
C54		*	CE04RW1H4R7M	ELECTRO	4.7UF	50WV
C55			CC73FCH1H470J	CHIP C	47PF	J
C56			CC73FCH1H220J	CHIP C	22PF	J
C57			CC73FCH1H221J	CHIP C	220PF	J
C58			CC73FCH1H470J	CHIP C	47PF	J
C59			CK73FF1C105Z	CHIP C	1.0UF	Z
C106,107			CC73FCH1H101J	CHIP C	100PF	J
CN1		*	E40-8510-05	FLAT CABLE CONNECTOR		
CN2		*	E40-8504-05	FLAT CABLE CONNECTOR		
CN3			E40-3247-05	PIN ASSY		
CN5			E40-3261-05	PIN ASSY		
J1			E11-0272-05	PHONE JACK		
E5			J11-0808-05	WIRE CLAMPER		
X1		*	L78-0714-05	RESONATOR (8MHZ)		
X2			L77-2002-05	CRYSTAL RESONATOR(4.332MHZ)		ET
CP1			R90-0855-05	MULTI-COMP	100KX5	J
CP2 ,3			R90-0482-05	MULTI-COMP	100KX4	J 1/6W
CP501			R90-0855-05	MULTI-COMP	100KX5	J
CP502			R90-0850-05	MULTI-COMP	100KX3	J 1/6W
R4			RK73FB2A102J	CHIP R	1.0K	J 1/10W
R5			RK73FB2A103J	CHIP R	10K	J 1/10W
R7			RK73FB2A104J	CHIP R	100K	J 1/10W
R8			RK73FB2A102J	CHIP R	1.0K	J 1/10W
R11			RK73FB2A223J	CHIP R	22K	J 1/10W
R12			RK73FB2A331J	CHIP R	330	J 1/10W
R13 ,14			RK73FB2A104J	CHIP R	100K	J 1/10W
R15			RK73FB2A331J	CHIP R	330	J 1/10W
R29			RK73FB2A122J	CHIP R	1.2K	J 1/10W
R31 -33			RK73FB2A221J	CHIP R	220	J 1/10W
R36 ,37			RK73FB2A104J	CHIP R	100K	J 1/10W
R38 -43			RK73FB2A103J	CHIP R	10K	J 1/10W
R44 -49			RK73FB2A101J	CHIP R	100	J 1/10W
R50			RK73FB2A272J	CHIP R	2.7K	J 1/10W
R51			RK73FB2A102J	CHIP R	1.0K	J 1/10W
R52 ,53			RK73FB2A272J	CHIP R	2.7K	J 1/10W
R54 ,55			RK73FB2A103J	CHIP R	10K	J 1/10W
R57 ,58			RK73FB2A223J	CHIP R	22K	J 1/10W
R59 -63			RK73FB2A104J	CHIP R	100K	J 1/10W
R64			RK73FB2A101J	CHIP R	100	J 1/10W
R65 ,66			RK73FB2A103J	CHIP R	10K	J 1/10W
R67			RD14NB2E222J	RD	2.2K	J 1/4W
R69 ,70			RK73FB2A103J	CHIP R	10K	J 1/10W
R71 ,72			RK73FB2A473J	CHIP R	47K	J 1/10W
R83			RK73FB2A564J	CHIP R	560K	J 1/10W
R86			RD14NB2E152J	RD	1.5K	J 1/4W
R98			RK73FB2A104J	CHIP R	100K	J 1/10W
R107-109			RK73FB2A104J	CHIP R	100K	J 1/10W

L : Scandinavia K : USA P : Canada R : Mexico C : China I : Malaysia  
 Y : PX(Far East,Hawaii) T : England E : Europe G : Germany V : China(Shanghai)  
 Y : AAFES(Europe) X : Australia Q : Russia H : Korea M : Other Areas Δ indicates safety critical components.

\* New Parts  
 Parts without **Parts No.** are not supplied.  
 Les articles non mentionnes dans le **Parts No.** ne sont pas fournis.  
 Teile ohne **Parts No.** werden nicht geliefert.

23

Ref. No	Add-ress	New Parts	Parts No.	Description	Desti-nation	Re-marks	
R110			RK73FB2A1R0J	CHIP R	1	J 1/10W	ET
R111			RK73FB2A101J	CHIP R	100	J 1/10W	ET
R112			RK73FB2A473J	CHIP R	47K	J 1/10W	ET
R113			RK73FB2A101J	CHIP R	100	J 1/10W	ET
R114			RK73FB2A104J	CHIP R	100K	J 1/10W	
R118			RK73FB2A104J	CHIP R	100K	J 1/10W	
R119-126			RK73FB2A101J	CHIP R	100	J 1/10W	
R127-129			RK73FB2A104J	CHIP R	100K	J 1/10W	
R130			RK73FB2A102J	CHIP R	1.0K	J 1/10W	
R141,142			RK73FB2A104J	CHIP R	100K	J 1/10W	
R143			RK73FB2A101J	CHIP R	100	J 1/10W	
R161,162			RK73FB2A104J	CHIP R	100K	J 1/10W	
R501,502			RK73FB2A104J	CHIP R	100K	J 1/10W	
W503			R92-0679-05	CHIP R	0 OHM		
W505			R92-0679-05	CHIP R	0 OHM		YMI
W509			R92-0679-05	CHIP R	0 OHM		
W514			R92-0679-05	CHIP R	0 OHM		
S4 -18			S70-0031-05	TACT SWITCH			
S19			S68-0107-05	PUSH SWITCH			YMI XET
S1			T99-0602-05	ROTARY ENCODER			
S2		*	T99-0630-05	ROTARY ENCODER			
D7			HZS6.2N(B2)	ZENER DIODE			
D7			MTZJ6.2(B)	ZENER DIODE			
D8 ,9			RB721Q	DIODE			
D11 ,12			MA111	DIODE			KP
D13			HSS104A	DIODE			KP
D13			1SS133	DIODE			
D15 ,16			MA111	DIODE			
D17 -22			HSS104A	DIODE			
D17 -22			1SS133	DIODE			
D24			HSS104A	DIODE			ETX
D24			1SS133	DIODE			ETX
D27			HSS104A	DIODE			KP
D27			1SS133	DIODE			KP
D28			HSS104A	DIODE			ETMXYI
D28			1SS133	DIODE			ETMXYI
D29			HSS104A	DIODE			X
D29			1SS133	DIODE			X
D30			HSS104A	DIODE			ET
D30			1SS133	DIODE			ET
D33			HSS104A	DIODE			
D33			1SS133	DIODE			
D35 ,36			MA111	DIODE			YMI
ED1			SVA-11MS22	FLUORESCENT INDICATOR TUBE			
IC1		*	MN101C35DRA	MI-COM IC			
IC2		*	S-80840ANY	ANALOGUE IC			
IC3		*	TA78057F	ANALOGUE IC			KPXET
IC4			BU1923F	ANALOGUE IC			ET
IC5			S-80840ANY	ANALOGUE IC			YMI
IC6			XC62FP5102P	ANALOGUE IC			YMI
Q1			2SC4081(R,S)	TRANSISTOR			
Q2			2SA1576A(R,S)	TRANSISTOR			
Q3 -5			2SC4081(R,S)	TRANSISTOR			

6  
6

L : Scandinavia K : USA P : Canada R : Mexico C : China I : Malaysia  
 Y : PX(Far East,Hawaii) T : England E : Europe G : Germany V : China(Shanghai)  
 Y : AAFES(Europe) X : Australia Q : Russia H : Korea M : Other Areas  $\Delta$  indicates safety critical components.

\* New Parts  
 Parts without **Parts No.** are not supplied.  
 Les articles non mentionnes dans le **Parts No.** ne sont pas fournis.  
 Teile ohne **Parts No.** werden nicht geliefert.

24

Ref. No	Add-ress	New Parts	Parts No.	Description	Desti-nation	Re-marks
Q6			UN5219	DIGITAL TRANSISTOR		
Q9 -11			UN5219	DIGITAL TRANSISTOR		
Q12 ,13			2SA1576A(R,S)	TRANSISTOR		
Q14			DTA124EUA	DIGITAL TRANSISTOR		
Q14			UN5112	DIGITAL TRANSISTOR		
A1			W02-2625-05	OPTIC RECEIVING MODULE		

L : Scandinavia K : USA P : Canada R : Mexico C : China I : Malaysia  
 Y : PX(Far East,Hawaii) T : England E : Europe G : Germany V : China(Shanghai)  
 Y : AAFES(Europe) X : Australia Q : Russia H : Korea M : Other Areas  $\Delta$  indicates safety critical components.

**HOW TO READ THE PARTS LIST**

Destination column has the abbreviation for sale country and model.  
 Alphabets mean the country. Numerals do model.  
 Example: X means KRF-V5030D-S and KRF-V6030D-S for Australia market.  
 S does KRF-V4530D, KRF-5030D, KRF-V5030DE KRF-V5030D-S and VR-405.

**ABBREVIATION OF MODEL AND MASS PRODUCTION'S DESTINATIONS**

MODEL	CNT	Australia	Canada	China	England	Europe	Germany	Korea	Malaysia
ABB.		X	P	C	T	E	G	H	I
KRF-V4530D	5	-	-	-	-	E4	-	-	-
KRF-V5030D	5	-	-	-	T5	E1	-	-	-
KRF-V5030DE	5	-	-	-	-	E2	-	-	-
KRF-V5030D-S	5	X5	-	-	-	E3	-	-	I5
KRF-V6030D	6	-	-	-	-	E6	-	-	-
KRF-V6030DE	6	-	-	-	-	E7	-	-	-
KRF-V6030D-S	6	X6	-	-	-	-	-	-	I6
VR-405	5	-	P5	-	-	-	-	-	-
VR-406	6	-	P6	-	-	-	-	-	-
VR-414	4	-	P4	-	-	-	-	-	-
MODEL		Mexico	PX/AAFES	Russia	Scandinavia	Shanghai	USA	Other area	Other area(M2)
ABB.		R	Y	Q	L	V	K	M	M2
KRF-V4530D	5	-	-	-	-	-	-	-	-
KRF-V5030D	5	-	Y5	-	-	-	-	-	-
KRF-V5030DE	5	-	-	-	-	-	-	-	-
KRF-V5030D-S	5	-	-	-	-	-	-	M5	-
KRF-V6030D	6	-	-	-	-	-	-	-	-
KRF-V6030DE	6	-	-	-	-	-	-	-	-
KRF-V6030D-S	6	-	-	-	-	-	-	M6	-
VR-405	5	-	-	-	-	-	K5	-	-
VR-406	6	-	-	-	-	-	K6	-	-
VR-414	4	-	-	-	-	-	K4	-	-

**KRF-V4530D/V5030D/V6030D/VR-405/406/414**  
**PARTS LIST**

# KRF-V4530D/V5030D/V6030D/VR-405/406/414

## SPECIFICATIONS

For U.S.A and Canada

### AUDIO section (VR-407/406)

Rated power output during STEREO operation

100 watts per channel minimum RMS, both channels driven, at 8 Ω from 20 Hz (VR-407), 40Hz (VR-406) to 20 kHz with no more than 0.7% total harmonic distortion. (FTC)

Effective power output during SURROUND operation

FRONT (20-20kHz/VR-407, 40-20kHz/VR-406, 0.7% T.H.D. at 8 Ω one channel driven)	100 W + 100 W
CENTER (20-20kHz/VR-407, 40-20kHz/VR-406, 0.7% T.H.D. at 8 Ω one channel driven)	100 W
SURROUND (20-20kHz/VR-407, 40-20kHz/VR-406, 0.7% T.H.D. at 8 Ω one channel driven)	100 W + 100 W
Total harmonic distortion	0.055% (1 kHz, 50W, 8 Ω)
Frequency response	
CD	10 Hz ~ 53 kHz, +0 dB, -3.0 dB
Signal to noise ratio (IHF'66)	
PHONO (MM)	75 dB
CD	91 dB
Input sensitivity / impedance	
PHONO (MM)	2.5 mV / 27 kΩ
CD	200 mV / 47 kΩ
MONITOR IN (VR-406:VIDEO2/MONITOR)	200 mV / 47 kΩ
Output level / impedance	
TAPE REC	200 mV / 1 kΩ
MONITOR OUT (VR-406:VIDEO2/MONITOR)	200 mV / 1 kΩ
PRE OUT (SUBWOOFER)	2 V / 2.2 kΩ
Tone control	
BASS	±10 dB (at 100 Hz)
TREBLE	±10 dB (at 10 kHz)

### AUDIO section (VR-405/414)

Rated power output during STEREO operation

80 watts (VR-405), 50watts (VR-414) per channel minimum RMS, both channels driven, at 8 Ω from 40 Hz to 20 kHz with no more than 0.7% total harmonic distortion. (FTC)

Effective power output during SURROUND operation

FRONT (40-20kHz, 0.7% T.H.D. at 8 Ω one channel driven)	80 W + 80 W (VR-405), 50 W + 50 W (VR-414)
CENTER (40-20kHz, 0.7% T.H.D. at 8 Ω one channel driven)	80 W (VR-405), 50 W (VR-414)
SURROUND (40-20kHz, 0.7% T.H.D. at 8 Ω one channel driven)	80 W + 80 W (VR-405), 50 W + 50 W (VR-414)
Total harmonic distortion	0.055% (1 kHz, 40W, 8 Ω)
Frequency response	
CD	10 Hz ~ 53 kHz, +0 dB, -3.0 dB
Signal to noise ratio (IHF'66)	
CD	91 dB
Input sensitivity / impedance	
CD	200 mV / 47 kΩ
MONITOR IN (VIDEO2/MONITOR)	200 mV / 47 kΩ
Output level / impedance	
TAPE REC	200 mV / 1 kΩ
MONITOR OUT (VIDEO2/MONITOR)	200 mV / 1 kΩ
PRE OUT (SUBWOOFER)	2 V / 2.2 kΩ
Tone control	
BASS	±10 dB (at 100 Hz)
TREBLE	±10 dB (at 10 kHz)

### DIGITAL AUDIO section

Sampling frequency	32 kHz, 44.1 kHz, 48 kHz, 96kHz
Input level / impedance / wave length	
Optical	(-15 dBm ~ -21 dBm), 660 nm ±30nm
Coaxial	0.5 Vp-p / 75 Ω

### VIDEO section

#### VIDEO inputs / outputs

VIDEO (composite)	1 Vp-p / 75 Ω
S VIDEO (VR-407 only)	
(luminance signal)	1 Vp-p / 75 Ω
(chrominance signal)	0.286 Vp-p / 75 Ω

#### FM tuner section

Tuning frequency range	87.5 MHz ~ 108 MHz
Usable sensitivity (MONO)	1.6 μV (75 Ω) / 15.2 dBf (75 kHz DEV., SINAD 30 dB)
50dB quieting sensitivity	
STEREO	31.6 μV (75 Ω) / 41.2 dBf
Total harmonic distortion (1 kHz)	
MONO	0.6% (65 dBf input)
STEREO	0.7% (65 dBf input)
Signal to noise ratio (1 kHz, 75 kHz DEV.)	
MONO	75 dB (65 dBf input)
STEREO	68 dB (65 dBf input)
Stereo separation (1 kHz)	38 dB
Selectivity (±400 kHz)	70 dB
Frequency response	(30 Hz ~ 15kHz), +0.5 dB, -3.0 dB

#### AM tuner section

Tuning frequency range	
10 kHz step	530 kHz ~ 1,700 kHz
Usable sensitivity (30% mod., S/N 20 dB)	16 μV / (600 μV/m)
Signal to noise ratio (30% mod. 1 mV input)	50 dB

### GENERAL

Power consumption (VR-414)	2.3 A
(VR-405)	2.0 A
(VR-407/406)	2.6 A
AC outlet	
SWITCHED	(total 150 W, 1.25 A max.)
Dimensions	W : 440 mm (17-5/16")
	H : 143 mm (5-5/8")
	D : 400 mm (15-3/4")
Weight (Net)	7.2 kg (15.8 lb)

#### Notes

1. KENWOOD follows a policy of continuous advancements in development. For this reason specifications may be changed without notice.
2. The full performance may not be exhibited in an extremely cold location (under a water-freezing temperature).

# KRF-V4530D/V5030D/V6030D/VR-405/406/414

## SPECIFICATIONS

### For other countries

#### AUDIO section (KRF-V7030D/V6030D)

Effective power output during STEREO operation  
1kHz, 10% T.H.D., at 8 Ω ..... 140 W + 140 W  
Rated power output during STEREO operation

100 watts per channel minimum RMS, both channels driven, at 8 Ω from 40 Hz (KRF-V6030D), 20Hz (KRF-V7030D) to 20 kHz with no more than 0.7% total harmonic distortion.(FTC)

Effective power output during SURROUND operation  
FRONT (1kHz, 10% T.H.D. at 8 Ω one channel driven) ..... 140 W + 140 W  
CENTER (1kHz, 10% T.H.D. at 8 Ω one channel driven) ..... 140 W  
SURROUND (1kHz, 10% T.H.D. at 8 Ω one channel driven) ..... 140 W + 140 W  
Total harmonic distortion ..... 0.055% (1 kHz, 50W, 8 Ω)  
Frequency response  
CD ..... 10 Hz ~ 50 kHz, +0 dB, -3.0 dB  
Signal to noise ratio (IHF'66)  
PHONO (MM) ..... 75 dB  
CD ..... 91 dB  
Input sensitivity / impedance  
PHONO (MM) ..... 2.5 mV / 27 kΩ  
CD ..... 200 mV / 47 kΩ  
MONITOR IN (KRF-V6030D:VIDEO2/MONITOR) ..... 200 mV / 47 kΩ  
Output level / impedance  
TAPE REC ..... 200 mV / 1 kΩ  
MONITOR OUT (KRF-V6030D:VIDEO2/MONITOR) ..... 200 mV / 1 kΩ  
PRE OUT (SUBWOOFER) ..... 2 V / 2.2 kΩ  
Tone control  
BASS (For Australia and U.S-Military) ..... ±10 dB (at 100 Hz)  
BASS (Other countries) ..... ±10 dB (at 60 Hz)  
TREBLE ..... ±10 dB (at 10 kHz)

#### AUDIO section (KRF-V5030D)

Effective power output during STEREO operation  
(1 kHz, 10%, 8Ω) ..... 110 W + 110 W

80 watts channel minimum RMS, both channels driven, at 8 Ω from 40 Hz to 20 kHz with no more than 0.7% total harmonic distortion. (FTC)

Effective power output during SURROUND operation  
FRONT (1kHz, 10% T.H.D. at 8 Ω one channel driven) ..... 110 W + 110 W  
CENTER (1kHz, 10% T.H.D. at 8 Ω one channel driven) ..... 110 W  
SURROUND (1kHz, 10% T.H.D. at 8 Ω one channel driven) ..... 110 W + 110 W  
Total harmonic distortion ..... 0.055% (1 kHz, 40W, 8 Ω)  
Frequency response  
CD ..... 10 Hz ~ 53 kHz, +0 dB, -3.0 dB  
Signal to noise ratio (IHF'66)  
PHONO (MM) ..... 73 dB  
CD ..... 91 dB  
Input sensitivity / impedance  
PHONO (MM) ..... 2.5 mV / 27 kΩ  
CD ..... 200 mV / 47 kΩ

MONITOR IN (VIDEO2/MONITOR) ..... 200 mV / 47 kΩ  
Output level / impedance  
TAPE REC ..... 200 mV / 1 kΩ  
MONITOR OUT (VIDEO2/MONITOR) ..... 200 mV / 1 kΩ  
PRE OUT (SUBWOOFER) ..... 2 V / 2.2 kΩ  
Tone control  
BASS (For Australia and U.S-Military) ..... ±10 dB (at 100 Hz)  
BASS (Other countries) ..... ±10 dB (at 60 Hz)  
TREBLE ..... ±10 dB (at 10 kHz)

#### DIGITAL AUDIO section

Sampling frequency ..... 32 kHz, 44.1 kHz, 48 kHz, 96kHz  
Input level / impedance / wave length  
Optical ..... (-15 dBm ~ -21 dBm), 660 nm ±30nm  
Coaxial ..... 0.5 Vp-p / 75 Ω

#### VIDEO section

VIDEO inputs / outputs  
VIDEO (composite) ..... 1 Vp-p / 75 Ω  
S VIDEO (KRF-V7030D only)  
(luminance signal) ..... 1 Vp-p / 75 Ω  
(chrominance signal) ..... 0.286 Vp-p / 75 Ω

#### FM tuner section

Tuning frequency range ..... 87.5 MHz ~ 108 MHz  
Usable sensitivity (MONO) ..... 1.6 μV (75 Ω)/ 15.2 dBf (75 kHz DEV., SINAD 30 dB)  
50dB quieting sensitivity  
STEREO ..... 31.6 μV (75 Ω)/ 41.2 dBf  
Total harmonic distortion (1 kHz)  
MONO ..... 0.6% (65 dBf input)  
STEREO ..... 0.7% (65 dBf input)  
Signal to noise ratio (1 kHz, 75 kHz DEV.)  
MONO ..... 75 dB (65 dBf input)  
STEREO ..... 68 dB (65 dBf input)  
Stereo separation (1 kHz) ..... 38 dB  
Selectivity (±400 kHz) ..... 50 dB  
Frequency response ..... (30 Hz ~ 15kHz), +0.5 dB, -3.0 dB

#### AM tuner section

Tuning frequency range  
9 kHz step ..... 531 kHz ~ 1,602 kHz  
10 kHz step ..... 530 kHz ~ 1,610 kHz  
Usable sensitivity ..... 16 μV / (600 μV/m)  
Signal to noise ratio (30% mod. 1 mV input) ..... 50 dB

#### GENERAL

Power consumption  
KRF-V5030D ..... 190 W  
KRF-V7030D/V6030D ..... 250 W  
AC outlet  
SWITCHED ..... (total 90 W max.)  
Dimensions ..... W : 440 mm  
H : 143 mm  
D : 400 mm  
Weight (Net)(KRF-V7030D/V6030D) ..... 7.4 kg  
(Net)(KRF-V5030D) ..... 7.2 kg

#### Notes

1. KENWOOD follows a policy of continuous advancements in development. For this reason specifications may be changed without notice.
2. The full performance may not be exhibited in an extremely cold location (under a water-freezing temperature).

# KRF-V4530D/V5030D/V6030D/VR-405/406/414

**Note:**

Component and circuit are subject to modification to insure best operation under differing local conditions. This manual is based on Europe (E) standard, and provides information on regional circuit modification through use of alternate schematic diagrams, and information on regional component variations through use of parts list.

## **KENWOOD CORPORATION**

14-6, Dogenzaka 1-chome, Shibuya-ku, Tokyo, 150-8501 Japan

### **KENWOOD SERVICE CORPORATION**

P.O. BOX 22745, 2201 East Dominguez St., Long Beach, CA 90801-5745, U.S.A.

### **KENWOOD ELECTRONICS CANADA INC.**

6070 Kestrel Road, Mississauga, Ontario, Canada L5T 1S8

### **KENWOOD ELECTRONICS LATIN AMERICA S.A.**

P.O. BOX 55-2791, Piso 6 plaza Chase, Cl. 47 y Aquilino de la Guardia Panama, Republic de Panama

### **KENWOOD ELECTRONICS BRASIL LTDA.**

Av. Moema, 170-17, Andar-Cobertura "B", Ed. Maximum Service Center, 04077-020 Moema, São Paulo-SP-Brasil

### **KENWOOD ELECTRONICS U.K. LIMITED**

KENWOOD House, Dwight Road, Watford, Herts., WD1 8EB., United Kingdom

### **KENWOOD ELECTRONICS BELGIUM N.V.**

Meachelsesteenweg 418, B-1930 Zaventem, Belgium

### **KENWOOD ELECTRONICS DEUTSCHLAND GMBH**

Rembrücker Str. 15, 63150 Heusenstamm, Germany

### **KENWOOD ELECTRONICS FRANCE S.A.**

13 Boulevard Ney, 75018 Paris, France

### **KENWOOD ELECTRONICS ITALIA S.p.A.**

Via G. Sirtori, 7/9 20129, Milano, Italy

### **KENWOOD IBÉRICA S.A.**

Bolivia, 239-08020 Barcelona, Spain

### **KENWOOD ELECTRONICS AUSTRALIA PTY. LTD.**

(A.C.N. 001 499 074)

16 Giffnock Avenue, North Ryde, N.S.W. 2113, Australia

### **KENWOOD ELECTRONICS (HONG KONG) LTD.**

Unit 3712-3724, Level 37, Tower 1, Metroplaza, 223 Hing Fong Road, Kwai Fong N.T., Hong Kong

### **KENWOOD ELECTRONICS GULF FZE**

P.O.Box 61318, Jebel Ali, Dubai, U.A.E.

### **KENWOOD ELECTRONICS SINGAPORE PTE LTD.**

No. 1 Genting Lane #02-02, KENWOOD Building, Singapore, 349544

### **KENWOOD ELECTRONICS (MALAYSIA) SDN BHD.**

#4.01 Level 4, Wisma Academy Lot 4A, Jalan 19/1 46300 Petaling Jaya Selangor Darul Ehsan Malaysia

### **KENWOOD ELECTRONICS (THAILAND) CO., LTD.**

2019 New Pechburi Road, Bangkapi, Huaykwang, Bangkok, 10320 Thailand