

VR-4080-B/4090-B VR-4700/4900 SERVICE MANUAL

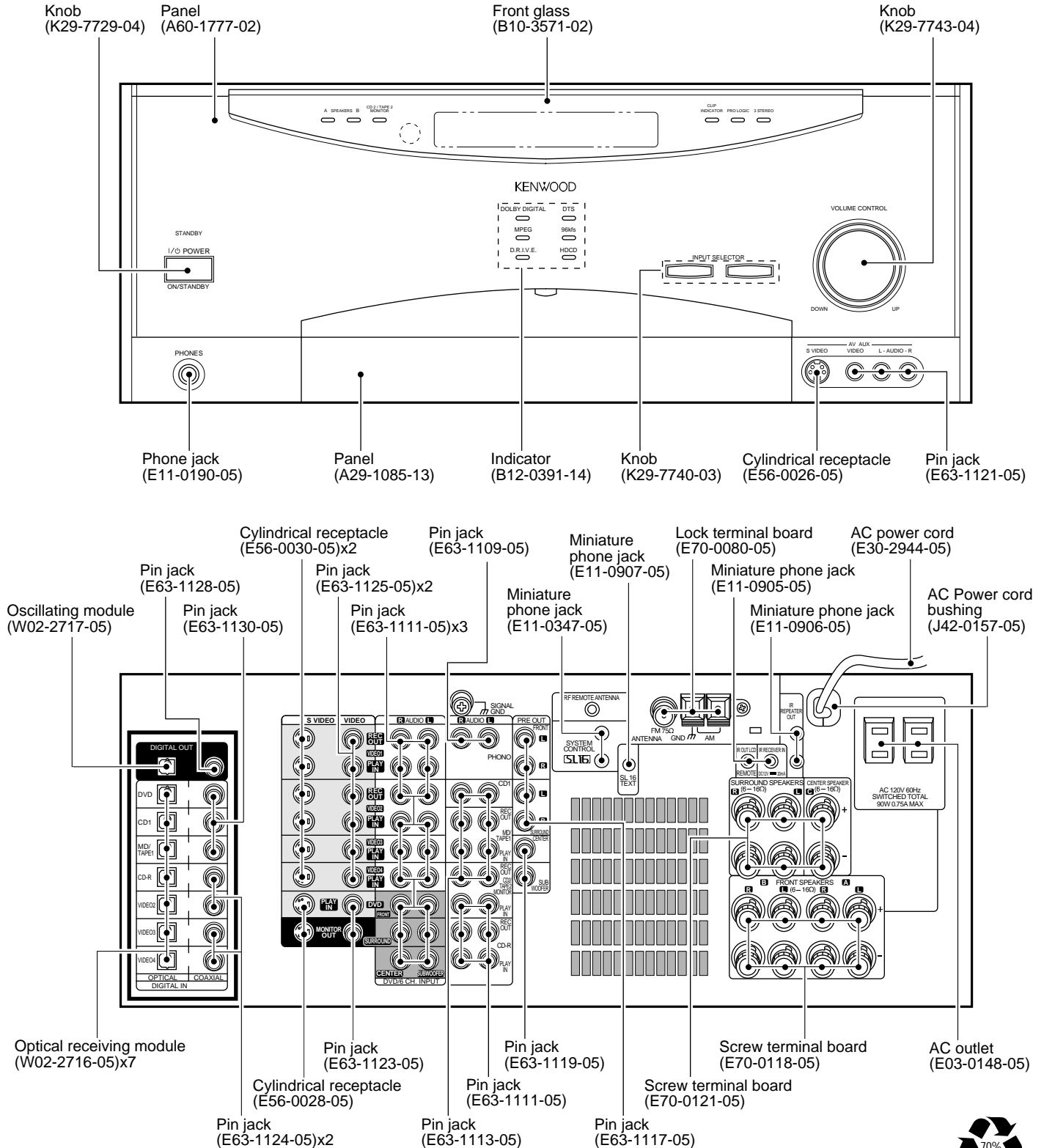


Illustration is VR-4090-B.





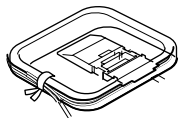

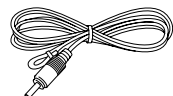

VR-4080-B/4090-B/4700/4900

CONTENTS / ACCESSORIES / CAUTIONS

Contents

CONTENTS / ACCESSORIES / CAUTIONS.....	2	PC BOARD	19
CONTROLS	3	SCHEMATIC DIAGRAM	32
DISASSEMBLY FOR REPAIR.....	5	EXPLODED VIEW	63
CIRCUIT DESCRIPTION	6	PARTS LIST.....	65
ADJUSTMENT	16	SPECIFICATIONS	77
WIRING DIAGRAM.....	18		




Accessories


<p>Remote control unit (A70-1312-05): RC-R0911</p>  <p>Battery cover(A09-1166-08)</p>	<p>Batteries</p> 	<p>AM Loop Antenna (T90-0852-05)</p> 	<p>FM Antenna (T90-0855-05)</p> 
<p>RF remote Antenna (T90-0850-05)</p> 	<p>Remote control unit (PowerTouch) (A70-1349-05): RC-R1110</p>  <p>Battery cover(A09-1177-08) Pen(W01-0976-08)</p>		

MODEL vs PCB

MODEL	DESTI	X05-510	X05-513	X07-315	X08-302	X11-387	X13-770	X25-632	X35-223	X92-219
VR-4080-B	K	0-10	0-11	0-11	0-10	0-10	0-10	0-12	-	-
VR-4080B	P	0-10	0-11	0-11	0-10	0-10	0-10	0-12	-	-
VR-4090-B	K	0-10	0-11	0-10	0-10	0-11	0-11	0-11	-	-
VR-4090-B	P	0-10	0-11	0-10	0-10	0-11	0-11	0-11	-	-
VR-4700	K	0-10	0-11	0-10	0-10	0-11	0-11	0-11	-	-
VR-4700	P	0-10	0-11	0-10	0-10	0-11	0-11	0-11	-	-
VR-4900	K	0-10	0-10	0-10	0-11	0-12	0-12	0-10	0-10	0-10

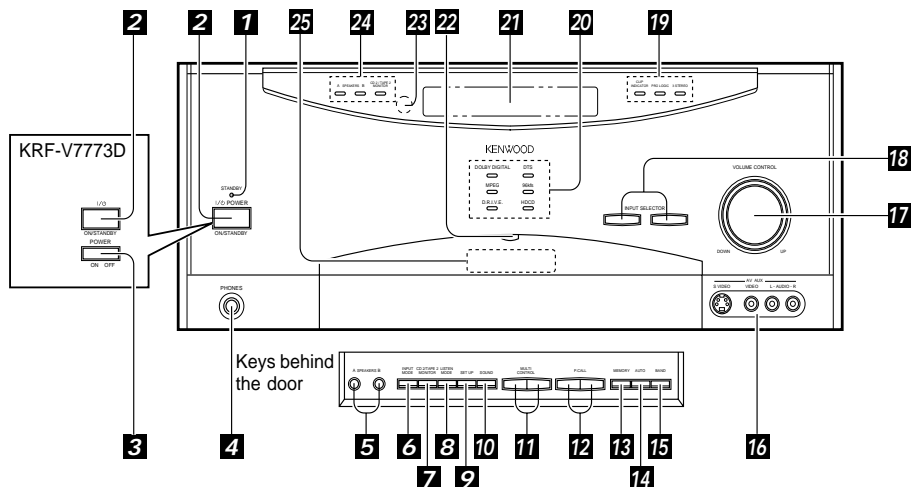
Cautions

  <p>Manufactured under license from Dolby Laboratories. "Dolby", "Pro Logic", "AC-3", and the double-D symbol are trademarks of Dolby Laboratories. Confidential Unpublished Works. © 1992-1997 Dolby Laboratories. All rights reserved.</p>  <p>Manufactured under license from Digital Theater Systems, Inc. US Pat. No. 5,451,942 and other worldwide patents issued and pending. "DTS" and "DTS Digital Surround" are trademarks of Digital Theater Systems, Inc. © 1996 Digital Theater Systems, Inc. All rights reserved.</p>

 <p>HDCD, HDCD, High Definition Compatible Digital and Pacific Microsonics™ are either registered trademarks or trademarks of Pacific Microsonics, Inc. in the United States and/or other countries. HDCD system manufactured under license from Pacific Microsonics, Inc. This product is covered by one or more of the following: IN the USA: 5,479,168, 5,638,074, 5,640,161, 5,808,574, 5,838,274, 5,854,600, 5,864,311, 5,872,531, and in Australia: 669114. Other patents pending.</p>
--

Main unit

What's on the Front Panel of Your Kenwood Audio-Video Receiver?



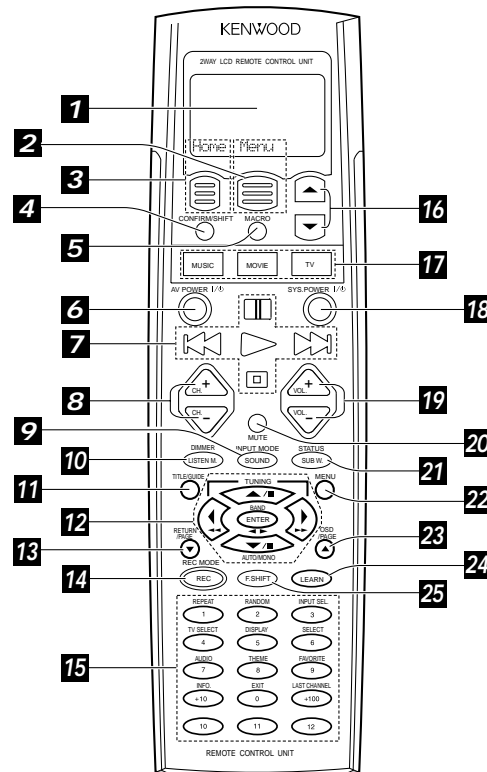
- | | |
|---|--|
| <ol style="list-style-type: none"> 1. STANDBY indicator light 2. POWER ON/STANDBY key (VR-4090/VR-4080) ON/STANDBY key (KRF-V7773D) 3. POWER ON/OFF switch (KRF-V7773D) 4. PHONES jack 5. SPEAKERS A/B key 6. INPUT MODE key 7. CD 2/TAPE 2/MONITOR key 8. LISTEN MODE key 9. SET UP key 10. SOUND key 11. MULTI CONTROL (Up/Down) key 12. P.CALL (Up/Down) key 13. MEMORY key 14. AUTO key 15. BAND key 16. AV AUX input jacks | <ol style="list-style-type: none"> 17. VOLUME CONTROL knob 18. INPUT SELECTOR key 19. Indicators
CLIP INDICATOR
PRO LOGIC
3 STEREO 20. Indicators
DTS /96 k fs /HDCD
DOLBY DIGITAL /MPEG /D.R.I.V.E. 21. D I S P L A Y 22. 2-way communication indicator 23. Infrared remote sensor (KRF-V7773D only) 24. Indicators
SPEAKERS A/B
CD 2/TAPE 2 MONITOR 25. Infrared remote transmitter <p>Key 5 to 15 are located inside the panel door.</p> |
|---|--|

Standby mode

While the standby indicator of the unit is lit, a small amount of current is flowing into the unit to back up the memory. This condition is referred to as the standby mode of the unit. While the unit is in the standby mode, it can be turned ON from the remote control unit.

Remote control

What's on Remote Control unit?

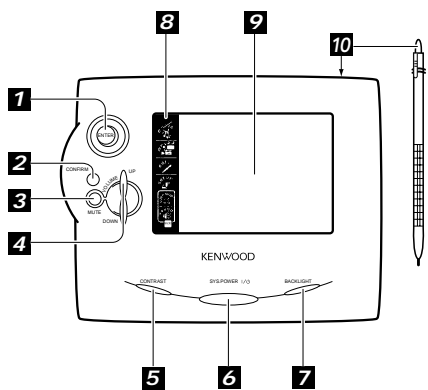


1. LCD indicators
2. LCD function key 2
3. LCD function key 1
4. CONFIRM/SHIFT key
5. MACRO key
6. AV.POWER key (AV device Power key)
7. AV device control keys
 - ▶ : Play
 - ◀▶ : Skip
 - ⏸ : Pause
 - : Stop
8. CH.(+/-)key (AV device control keys)
9. SOUND (INPUT MODE) key
10. LISTEN M.(DIMMER) key
11. TITLE/GUIDE key (AV device control key)
12. ▲ Cursor up (⏸ PAUSE)key
· Cursor down (AUTO/MONO, ■ STOP) key
left, right (TUNING)keys
13. RETURN/PAGE key (AV device control key)
14. REC (Recording)(REC MODE) keys
15. Numeric keys (AV device control keys)
16. LCD cursor up/down keys
17. Input selector keys
MUSIC: Audio device selector key
MOVIE: Video device selector key
TV: TV/video monitor selector key
18. SYS.POWER (Receiver power)key
19. VOL.(+/-)keys
20. MUTE key
21. SUB W.(STATUS)key
22. MENU key (AV device control keys)
23. OSD/PAGE ▲ key (AV device control key)
24. LEARN key
25. F.SHIFT (Backlight)key

How to operate the F.SHIFT key:

In addition to the functions marked on the remote control keys, those marked in blue characters above the keys can be used. To use these functions, press the F.SHIFT key then press the desired key within 8 seconds. (Example) To use the REPEAT function, press the F.SHIFT key then press key 1 (REPEAT).

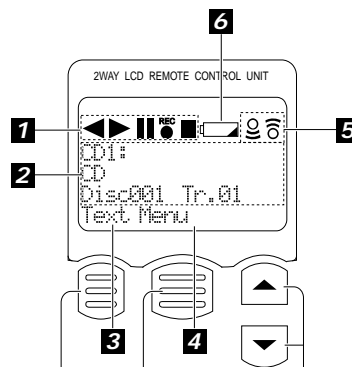
What's on Power Touch?



(RC-R1110)

1. Joystick
2. Confirm button
3. Mute button
4. Volume up/down button
5. Contrast button
6. On/Standby button
7. Backlight button
8. Quick Access menu
9. Touch screen display
10. Stylus (stored on top edge)

LCD Indicators



1. Playback/recording mode indicators
 ◀▶:Play indicator/ ||:Pause indicator/ ●^{REC}:Record indicator/
 ■:Stop indicator
2. Character display
 Shows various information such as the input device name and track number.
3. Current function of LCD function key 1
4. Current function of LCD function key 2
5. Communication indicators
 ☺:Sending. ☻:Receiving.
6. Battery indicator
 "☹" appears when the batteries are nearly exhausted. In this case, replace all of the four batteries together.

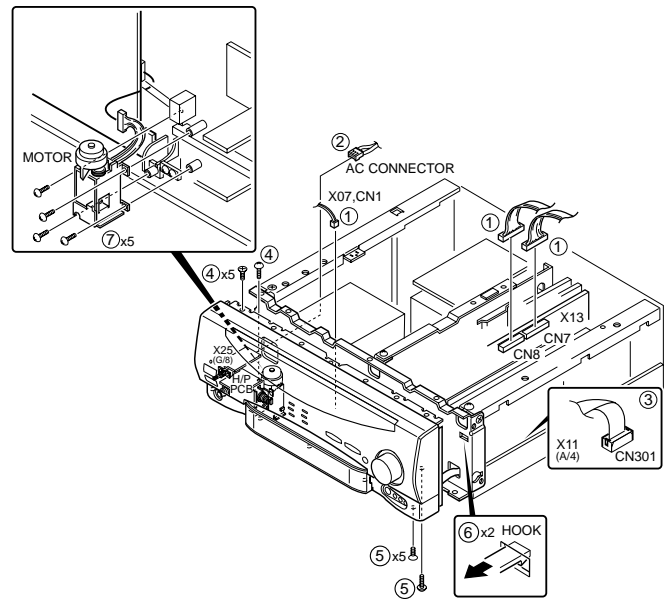
To switch the menu:

The menu can be switched over or selected while LCD function key 1 and/or 2 are displayed.
 (Examples:Home,Back,Menu,Enter,etc.)

DISASSEMBLY FOR REPAIR

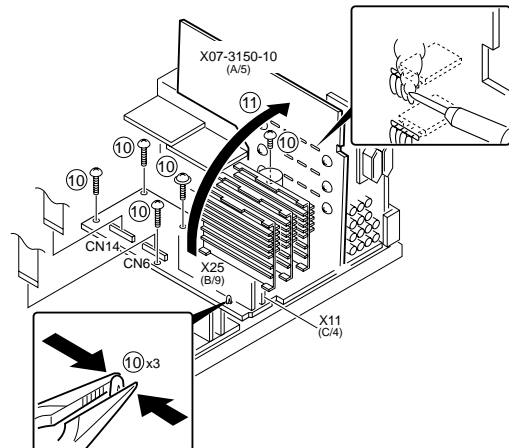
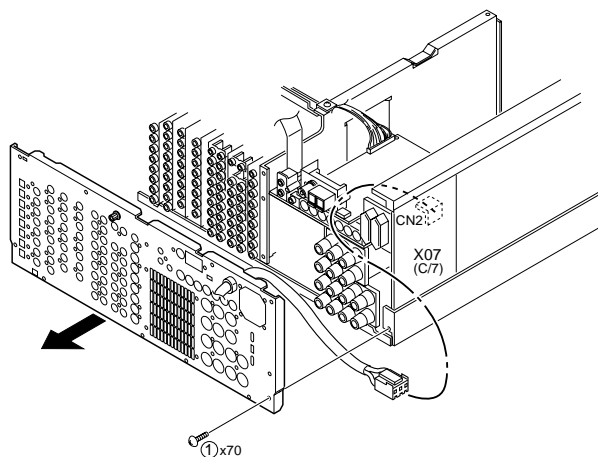
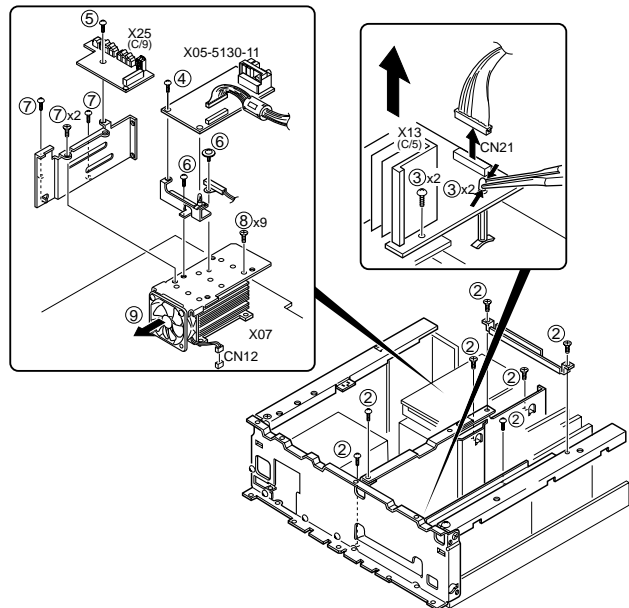
HOW TO REMOVE THE FRONT PANEL AND THE MOTOR.

1. Take out the connectors (①) {X07,CN1/X13(CN7,CN8)} and the AC connector(②).
2. Take the lead (③) out of CN301 on X11(A/4) PCB.
3. Take out the screws (④) and (⑤).
4. The front panel can be separated by removing 2 hooks (⑥) on the sub panel.
5. To separate the motor from the front panel, remove the screws (⑦).



HOW TO REPLACE THE POWER TRANSISTOR.

1. The rear panel can be separated by removing screws (①) on the rear panel.
2. Take the AC connector out of CN2 on the X07(C/7).
3. To separate the chassis from bottom chassis, remove the screws (②).
4. Remove CN21 and screws (③) on X13(C/5).
5. Remove screws (④) to (⑦).
6. The fan motor can be separated by removing screws (⑧) and the connector (CN12) on X07 PCB.
7. Take the PCB {X25(B/9), X11(C/4)} out of X07.
8. To separate the main PCB (X07) from the bottom chassis, remove screws (⑩).
9. Set up the PCB as figure (⑪).
10. Replace the defective transistors.



CIRCUIT DESCRIPTION

1. Initialization

1-1 The Initial Setting

- Insert the power cord to AC wall outlet by pressing the "POWER" key.

1-2 The Initial Condition

- Power On/Off : Off
- Volume Level : -66dB
- Audio Input Selector : TUNER
- Video Signal Input Selector : VIDEO1
- Remote Control Sensor : Data Front In
- Speaker A : On
- Speaker B : Off
- CD2/TAPE2 MONITOR : Off(TAPE MODE)
- Tone : Off
- Loudness : Off
- Display Mode : DEVICE+DGTL/ANLG
- Digital Rec Mode : Off
- Dimmer : Dimmer 1
- Input Mode : DGTL/ANLG-AUTO
- Digital Rec Mode : Off
- HDCD/DRIVE : HDCD/DRIVE AUTO
- Surround Mode : Stereo
- Room Size : Medium
- Wall Type : Medium
- Effect Level : 3
- Midnight Mode : Off
- Distance : FL/FR :10ft
: C :10ft
: RS/LS : 5ft
: SW :10ft
- Front Speaker : Large
- Center Speaker : Normal
- Surround Speaker : Normal
- Subwoofer : On
- SW Re-Mix : OFF
- Input Level : 0dB
- Each Speaker Level : 0dB
- Tone Bass : 0
- Tone Treble : 0
- Tuning Mode : Auto
- Preset Memory : Test frequency
- Last Band : FM
- FM Last Frequency : 87.5MHz (OTHER THAN)
: 76.0MHz (J)
- AM Last Frequency : 531kHz (CH.SP 9kHz)
: 530kHz (CH.SP 10kHz)
- Last P.ch : [-ch]

2. Destination List of Tuner

0 : Pull down, 1: Pull up

SET TYPE	TYPE	BAND	RECEIVING FREQUENCY RANGE	CHANNEL SPACE	IF	PLL	DIODE SW(X13) ※1			
							DSW3 (R282,R285)	DSW2 (R292,R279)	DSW1 (R296,R284)	DSW0 (R297,R288)
K, P, R	K1 1700	FM	87.5MHz-108.0MHz	100kHz	+10.7MHz	25kHz	0	0	0	0
		AM	530kHz-1700kHz	10kHz	+450kHz	10kHz				
Y, M, I, C, V	K2 1610	FM	87.5MHz-108.0MHz	100kHz	+10.7MHz	25kHz	0	0	1	1
		AM	530kHz-1610kHz	10kHz	+450kHz	10kHz				
Y	K3 1610 RBDS	FM	87.5MHz-108.0MHz	100kHz	+10.7MHz	25kHz	0	0	1	0
		AM	530kHz-1610kHz	10kHz	+450kHz	10kHz				
K, P	K4 1700 RBDS	FM	87.5MHz-108.0MHz	100kHz	+10.7MHz	25kHz	1	0	1	0
		AM	530kHz-1700kHz	10kHz	+450kHz	10kHz				
Y, M, I, C, V, E, X, H	E1	FM	87.5MHz-108.0MHz	50kHz	+10.7MHz	25kHz	0	0	0	1
		AM	531kHz-1602kHz	9kHz	+450kHz	9kHz				
T	E2 LW	FM	87.5MHz-108.0MHz	50kHz	+10.7MHz	25kHz	0	1	0	0
		MW	531kHz-1602kHz	9kHz	+450kHz	9kHz				
		LW	153kHz-279kHz	9kHz	+450kHz	9kHz				
E, T	E3 RDS	FM	87.5MHz-108.0MHz	50kHz	+10.7MHz	25kHz	0	1	0	1
		AM	531kHz-1602kHz	9kHz	+450kHz	9kHz				
T	E4 LW RDS	FM	87.5MHz-108.0MHz	50kHz	+10.7MHz	25kHz	0	1	1	0
		MW	531kHz-1602kHz	9kHz	+450kHz	9kHz				
		LW	153kHz-279kHz	9kHz	+450kHz	9kHz				
Q	Q1 RDS	FM L	65.0MHz-74.0MHz	10kHz	+10.7MHz	5kHz	1	0	1	1
		FM H	87.5MHz-108.0MHz	50kHz	+10.7MHz	5kHz				
		AM	531kHz-1602kHz	9kHz	+450kHz	9kHz				
Q	Q2 RDS	FM L	65.0MHz-74.0MHz	10kHz	+10.7MHz	5kHz	1	1	0	0
		FM H	87.5MHz-108.0MHz	50kHz	+10.7MHz	5kHz				
		MW	531kHz-1602kHz	9kHz	+450kHz	9kHz				
		LW	153kHz-279kHz	9kHz	+450kHz	9kHz				
Y, M, I, C, V	M	K2/E1 are switched by DSW1. (DSW1 = 1:K2type, 0: E1type)					0	0	X	1
Y	Y RBDS	K3/E1 are switched by DSW0. (DSW0 = 0:K3type, 1: E1type)				X	0	0	1	X

※1 DIODE SW(DSWx) : 0 = NO DIOE(1 = WITH DIODE
X = TRANSISTOR SW(0=OFF/1=ON)

CIRCUIT DESCRIPTION

3. Test Mode

3-1 Entering the Test Mode

- While pressing the "INPUT SELECTOR DOWN" key, plug the power cord into AC wall outlet.

3-2 Cancelling the Test Mode

- Initialized and cancel the test mode if pulling out the power cord.
- Not initialized and cancel the test mode if the power switch turns off.

3-3 Contents of the Test Mode

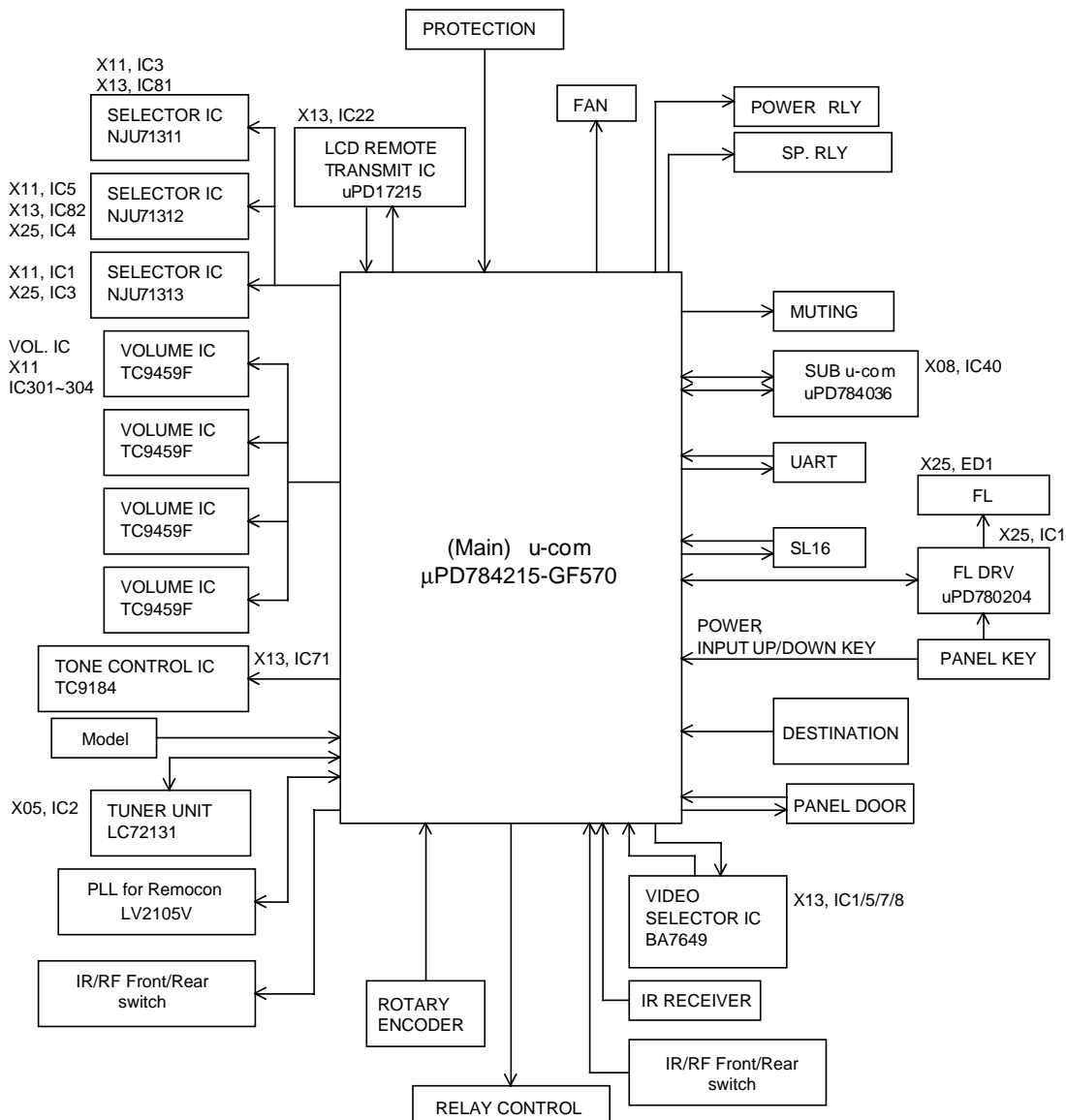
3-3-1 Key Operation

*The following operation is available when the FL is all lighting up mode only.

KEY	OPERATION	DISPLAY
SOUND	Set up the RF frequency to 411.3MHz.	RF 417.3MHz
LISTEN MODE	Set up the RF frequency to 414.3MHz.	RF 414.3MHz
INPUT MODE	Set up the RF frequency to 411.3MHz.	RF 417.3MHz
SET UP	Indicates Tuner destination on the FL.	EX. TYPE E1→TYPE E2
MEMORY	Changed dimmer off/1/2cyclically.	All FL light on→ALL FL light off
BAND KEY	Indicates the u-com version.	EX. Ver . XXXXXX-X

4. Main Microprocessor : uPD784215-GF570 (X13, IC23)

4-1 Main Microprocessor Periphery Block Diagram



4-2 Pin Description of Main Microprocessor

Pin No.	Pin Name	I/O	Description
1-8	REM_D0-D7	O	LCD ROMOTE DATA OUT (0-7)
9	VDD	-	+5V POWER SUPPLY
10	VOL_DATA	O	VOLUME IC DATA OUT
11	VOL_CLK	O	VOLUME IC CLOCK
12	VOL_STB	O	VOLUME IC STROBE
13	TONE_STB	O	TONE IC STROBE
14	VOL/TONE/SEL_DATA	O	TONE/SELECTOR IC DATA OUT
15	VOL/TONE/SEL_CLK	O	TONE/SELECTOR IC CLOCK
16-18	SEL_STB1-3	O	SELECTOR IC STROBE1-3
19	MODEL1	I	DISCRIMINATION SW1 FOR MODEL
20	MODEL2	I	DISCRIMINATION SW2 FOR MODEL
21	RF_PLL_CE	O	PLL(V2105V)CE FOR RF REMOTE CONTROL
22	VPP TEST	-	CONNECTED TO GND
23	STEREO	I	PLL(LC72131) STEREO
24	SD	I	PLL(LC72131) SD
25	[RF] PLL_CLK	O	PLL(LC72131) CLOCK RF REMOTE CONTROL(V2105V) CLOCK
26	[RF] PLL_DATA	O	PLL(LC72131) DATA RF REMOTE CONTROL PLL(V2105V) DATA
27	PLL_DO	I	PLL(LC72131) DO
28	PLL_CE	O	PLL(LC72131) CE
29	T_MUTE	O	TUNER MUTE
30	RELAY_CONT	O	RELAY CONTROL OUTPUT(REFER TO 5. SW CONTROL)
31-33	P_MACRO_A-C	O	PERFECT MACRO (A-C)
34	TV_SENS	I	TV SIGNAL DETECTION
35	ENC_A	I	VOLUME ENCODER INPUT A
36	ENC_B	I	VOLUME ENCODER INPUT B
37	VDD	-	+5V POWER SUPPLY
38	X2	O	12.5MHz OSCILLATOR
39	X1	I	12.5MHz OSCILLATOR
40	VSS	-	GND
41	XT2	-	UNUSED
42	XT1	-	CONNECTED TO GND
43	RESET	I	MAIN u-COM RESET
44	CE	I	CHIP ENABLE
45	DSW1	I	TUNER DESTINATION SW1
46	DSW2	I	TUNER DESTINATION SW2
47	POWER_KEY_IN	I	POWER KEY INPUT
48	RDS_CLOCK	I	RDS SYNCHRONIZED CLOCK
49	REM1	I	REMOTE CONTROL SIGNAL INPUT1 (FRONT PANEL)
50	REM2	I	REMOTE CONTROL SIGNAL INPUT (IR RECEIVER)
51	AVDD	-	+5V POWER SUPPLY
52	AVREF	-	+5V POWER SUPPLY
53	CLOSE_SENS	I	CLOSE SENSOR(PANEL DOOR)
54	OPEN_SENS	I	OPEN SENSOR(PANEL DOOR)
55	P_MACRO_IN	I	PERFECT MACRO INPUT
56	THERM_SW	I	THERMAL SW CHANGEOVER
57	S_LEVEL	I	RDS SIGNAL LEVEL INPUT
58	RDS_DATA	I	RDS SYNCHRONIZED DATA
59	DSW0	I	TUNER DESTINATION SW0
60	INPUT_DOWN_KEY_IN	I	INPUT DOWN KEY INPUT
61	AVSS	-	CONNECTED TO GND
62	S_DATA	I/O	SL16 DATA
63	S_BUSY	I/O	SL16 BUSY
64	AVREF	-	+5V POWER SUPPLY
65	TEXT_RX	I	CD TEXT UART COMMUNICATION DATA IN

Pin No.	Pin Name	I/O	Description
66	TEXT_TX	O	CD TEXT UART COMMUNICATION DATA OUT
67	SUB RESET	O	SUB u-COM RESET PORT
68	FL_DIN	I	FL DRIVER (uPD780204) DATA IN
69	FL_DOUT	O	FL DRIVER (uPD780204) DATA OUT
70	FL_CLK	O	FL DRIVER (uPD780204) CLOCK
71	FL_RST	O	FL DRIVER (uPD780204) RESET
72	FL_STB	O	FL DRIVER (uPD780204) STROBE
73	SDT	I	DATA COMMUNICATION BETWEEN MAIN & SUB u-COM
74	MDT	O	DATA COMMUNICATION BETWEEN MAIN & SUB u-COM
75	MCK	O	SUB u-COM CLOCK OUTPUT
76	MREQ	O	COMMUNICATION MASTER REQUEST BETWEEN MAIN & SUB u-COM
77	SREQ	I	COMMUNICATION SLAVE REQUEST BETWEEN MAIN & SUB u-COM
78	10dB_CTL	O	-10dB AMP CHANGEOVER (AMP ON:H)
79	SW MUTE	O	SPEAKER S/W MUTE
80	MUTE	O	PREOUT SURROUND MUTE
81	B_MUTE	O	PREOUT B MUTE(ROOM B)
82	A_MUTE	O	ROOM A MUTE
83	DSW3	I	TUNER DESTINATION SW3
84	RELAY_CS	O	CENTER/SURROUND SP. RELAY CONTROL
85	RELAY_B	O	SP.B RELAY CONTROL
86	RELAY_A	O	SP.A RELAY CONTROL
87	RELAY_TR	O	TRANSFORMER TAP CHANGEOVER
88	POWER	O	POWER RELAY CONTROL
89	FAN_H/L	O	FAN MOTOR (H/L) CONTROL
90	FAN_ON/OFF	O	FAN MOTOR (ON/OFF)CONTROL
91	10W	I	10W DETECTION PORT
92	1W	I	1W DETECTION PORT
93	IR SELECT	O	IR REMOTE CONTROL SENSOR CONTROL
94	V_PROT	I	VOLTAGE DETECTION FOR PROTECTION
95	I_PROT	I	CURRENT DETECTION FOR PROTECTION
96	STBY_LED	O	STANDBY LED CONTROL
97	REM_RWR	I	LCD REMOTE RWR
98	REM_ENB	I	LCD REMOTE ENABLE
99	REM_REQ	O	LCD REMOTE REQUEST
100	VSS	-	CONNECTED TO GND

5. Switch Control

5-1 Fan Control (X13, IC23)

	10W(91Pin)	1W(92Pin)	THERM SW(56Pin)	FAN ON/OFF(90Pin)	FAN H/L(89Pin)
FAN STOP	H	H	L	0	1
FAN LOW SPEED	H	L	L	1	1
FAN HI SPEED	L	L	L	1	0
FAN LOW SPEED	H	H	H	1	1
FAN HI SPEED	H	L	H	1	1
FAN HI SPEED	L	L	H	1	0

5-2 Door Open/Close Control : FL Driver(X25,IC1)

	DOOR OUT1(42Pin)	DOOR OUT2(41Pin)
OPEN	1	0
CLOSE	0	1
STOP	0	0
BREAK	1	1

5-3 Open Close Sensor (X13,IC23 Main u-COM)

	OPEN SENS(54)	CLOSE SENS(53)
END OF OPEN ACTION	0	1
END OF CLOSE ACTION	1	0

CIRCUIT DESCRIPTION

5-4 Relay Control :X13,IC23(Main u-COM)

	RELAY CONT. (Pin 30)
PHONO	0
TUNER	
CD1	
MD/TAPE1	
CD-R	
CD2/TAPE2 MONITOR	1
VIDEO1	
VIDEO2	
VIDEO3	
VIDEO4	
DVD	
AV AUX	

5-5 IR Remote Control Sensor Control

		Pin7 (X11,IC201)	Pin6 (X11,IC201)	IR_SELECT (Pin 93 of X13 IC23)
WITH RF VERSION	RF ON	×	○	0
	RF OFF	○	×	1
WITHOUT RF VERSION	FRONT IR ON	×	○	0
	FRONT IR OFF	○	×	1

5-6 P MACRO A,B,C(X13,IC23)

	P MACRO A(Pin31)	P MACRO B(Pin32)	P MACRO C(Pin33)
VIDEO1	0	0	0
VIDEO2	0	1	0
VIDEO3	1	0	0
VIDEO4	1	1	0
DVD	0	0	1

P MACRO IN(55)	
SIGNAL(YES)	H
SIGNAL(NO)	L

TV SENS(34)	
TV POWER ON	H
TV POWER OFF	L

5-7 A Input Selector

	X25 IC3 ST1 NJU7313							
	L1	L2	L3	L4	L5	L6	L7	L8
	R1	R2	R3	R4	R5	R6	R7	R8
6ch INPUT	×	×	×	×	×	×	○	○
OTHER THAN 6ch INPUT								
VIDEO1	×	×	×	×	×	×	○	○
Room A VIDEO2	×	×	×	×	×	×	○	○
Room A VIDEO3	×	×	×	×	×	×	○	○
Room A VIDEO4	×	×	×	×	×	×	○	○
AV AUX	×	×	×	×	×	×	○	○
Room A DVD	×	×	×	×	×	×	○	○
PHONO	○	×	×	×	×	×	○	○
Room A TAPE1/MD	×	○	×	×	×	×	×	○
Room A CD1	×	×	○	×	×	×	○	○
Room A CD-R	×	×	×	○	×	×	○	×
Room A TUNER	×	×	×	×	○	×	○	○
Room A CD2	×	×	×	×	×	×	○	○
DIGITAL REC	×	×	×	×	×	×	-	-
	×	×	×	×	×	×	-	-

X25,IC3			
	Pin No.		Pin No.
L1	2	R1	29
L2	3	R2	28
L3	4	R3	27
L4	5	R4	26
L5	7	R5	24
L6	8	R6	23
L7	10	R7	21
L8	11	R8	20

CIRCUIT DESCRIPTION

5-8 B Input Selector

	X25 IC4 ST1 NJU7312							
	L1	L2	L3	L4	L5	L6	L7	L8
	R1	R2	R3	R4	R5	R6	R7	R8
Room B VIDEO1	X	X	X	X	X	X	X	-
Room B VIDEO2	X	X	X	X	X	X	X	-
Room B VIDEO3	X	X	X	X	X	X	X	-
Room B VIDEO4	X	X	X	X	X	X	X	-
Room B DVD	X	X	X	X	X	X	X	-
Room B TAPE1/MD	O	X	X	X	X	X	X	-
Room B CD2	X	X	X	O	X	X	X	-
Room B CD1	X	O	X	X	X	X	X	-
Room B CD-R	X	X	O	X	X	X	X	-
Room B TUNER	X	X	X	X	O	X	X	-
CD2(IN CD2/TAPE2 MODE)	-	-	-	-	-	X	X	X
TAPE2(IN CD2/TAPE2 MODE)	-	-	-	-	-	X	X	O

X25,IC4			
	Pin No.		Pin No.
L1	2	R1	29
L2	3	R2	28
L3	4	R3	27
L4	6	R4	25
L5	7	R5	24
L6	8	R6	23
L7	10	R7	21
L8	11	R8	20

5-9 ROOM A IC

	X11 IC1 VTS ST3 NJU7313							
	L1	L2	L3	L4	L5	L6	L7	L8
	R1	R2	R3	R4	R5	R6	R7	R8
6ch INPUT	X	X	X	X	O	X	O	X
DIGITAL REC	X	X	X	X	X	X	O	X
OTHER THAN 6ch INPUT/DIGITAL REC								
Room A VIDEO1	O	X	X	X	X	X	-	-
Room A VIDEO2	X	O	X	X	X	X	-	-
Room A VIDEO3	X	X	O	X	X	X	-	-
Room A VIDEO4	X	X	X	O	X	X	-	-
AV AUX	X	X	X	X	X	O	-	-
Room A DVD	X	X	X	X	O	X	-	-
PHONO	X	X	X	X	X	X	-	-
Room A TAPE1/MD	X	X	X	X	X	X	-	-
Room A CD2	X	X	X	X	X	X	-	-
Room A CD1	X	X	X	X	X	X	-	-
Room A CD-R	X	X	X	X	X	X	-	-
Room A TUNER	X	X	X	X	X	X	-	-
Room A TAPE2 MONITOR	-	-	-	-	-	X	O	
Room A TAPE2 MONITOR OFF	-	-	-	-	-	O	X	

5-10 REC OUT/INPUT LEVEL SEL

	X11 IC3 VTS ST3 NJU7311						
	L1	L2	L3	L4	L5	L6	L7
	R1	R2	R3	R4	R5	R6	R7
6ch INPUT	O	O	X	X	O	X	X
OTHER THAN 6ch INPUT							
Room A VIDEO1	X	O	-	-	-	-	-
Room A VIDEO2	O	X	-	-	-	-	-
Room A VIDEO3	O	O	-	-	-	-	-
Room A VIDEO4	O	O	-	-	-	-	-
AV AUX	O	O	-	-	-	-	-
Room A DVD	O	O	-	-	-	-	-
PHONO	O	O	-	-	-	-	-
Room A TAPE1/MD	O	O	-	-	-	-	-
Room A TAPE2 MONITOR	O	O	-	-	-	-	-
Room A CD1	O	O	-	-	-	-	-
Room A CD-R	O	O	-	-	-	-	-
Room A TUNER	O	O	-	-	-	-	-
INPUT LEVEL AT 0dB	-	-	X	X	O	X	-
INPUT LEVEL AT -3dB	-	-	O	X	X	O	-
INPUT LEVEL AT -6dB	-	-	X	O	X	O	-
DIGITAL REC	-	-	-	-	-	-	O

CIRCUIT DESCRIPTION

5-11 ROOM B IC

	X11 IC5 VTS ST3 NJU7312							
	L1	L2	L3	L4	L5	L6	L7	L8
	R1	R2	R3	R4	R5	R6	R7	R8
Room B VIDEO1	○	x	x	x	x	x	-	-
Room B VIDEO2	○	x	x	x	x	x	-	-
Room B VIDEO3	x	○	x	x	x	x	-	-
Room B VIDEO4	x	x	○	x	x	x	-	-
Room B DVD	x	x	x	○	x	x	-	-
Room B TAPE1/MD	x	x	x	x	x	x	-	-
Room B CD2/TAPE2 MONITOR	x	x	x	x	x	x	-	-
Room B CD1	x	x	x	x	x	x	-	-
Room B CD-R	x	x	x	x	x	x	-	-
Room B TUNER	x	x	x	x	x	x	-	-
TEST TONE	-	-	-	-	-	x	○	x
(SP. B ON)ROOM B MODE	-	-	-	-	-	x	x	○
UNUSED ROOM B OR SP. B OFF	-	-	-	-	-	x	○	x

X11,IC1			
	Pin No.		Pin No.
L1	29	R1	2
L2	28	R2	3
L3	27	R3	4
L4	26	R4	5
L5	24	R5	7
L6	23	R6	8
L7	21	R7	10
L8	20	R8	11

X11,IC3			
	Pin No.		Pin No.
L1	29	R1	2
L2	28	R2	3
L3	26	R3	5
L4	25	R4	6
L5	23	R5	8
L6	22	R6	9
L7	20	R7	11

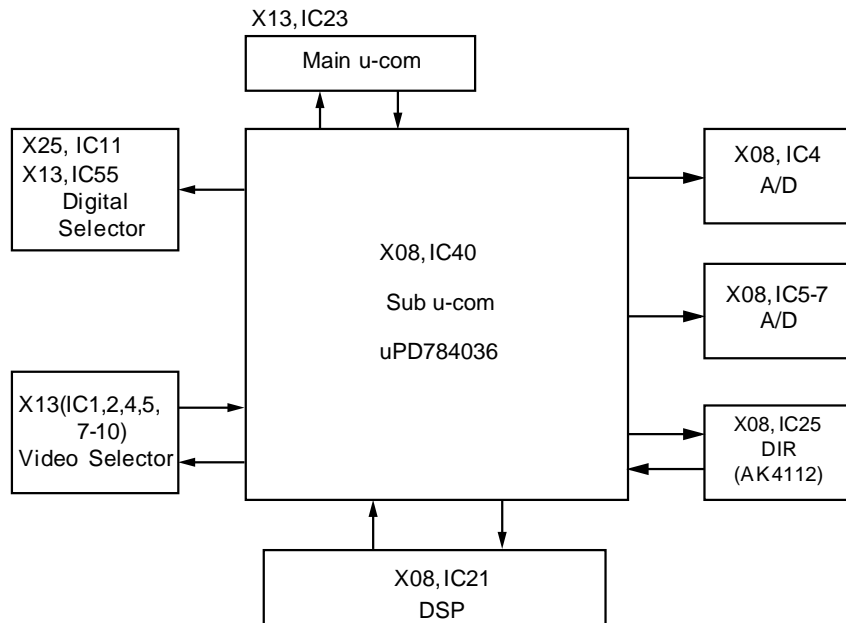
X11,IC5			
	Pin No.		Pin No.
L1	29	R1	2
L2	28	R2	3
L3	27	R3	4
L4	25	R4	6
L5	24	R5	7
L6	23	R6	8
L7	21	R7	10
L8	20	R8	11

5-12 Volume IC : TC9459F(X11,IC301-304)

CHIP SELECT CODE		OUTPUT PORT	CHANNEL
CS1(9Pin)	CS2(16Pin)		
L	L	Lch	Room A Rch
		Rch	Room A Lch
H	L	Lch	Room A RSch/Sp. B Rch
		Rch	Room A LSch/Sp. B Lch
L	H	Lch	Room A SWch
		Rch	Room A Cch
H	H	Lch	Room B Rch
		Rch	Room B Lch

6. Sub Microprocessor : uPD784036(X08,IC40)

6-1 Sub Microprocessor Periphery Block Diagram



CIRCUIT DESCRIPTION

6-2 Pin Description

Pin No.	Pin Name	I/O	Description
1	DIR_PD	O	DIR Power Down
2	DIR_CS	O	DIR Chip Select
3	REC_6dB	O	REC Gain Changeover(When HDCD +6dB) H : +6dB on
4	CTRL_A	O	Video Selector Control A(9993)
5	CTRL_B	O	Video Selector Control B(9993)
6	FSC_CTRL	O	Video Selector FSC Control(9993)
7	RESET	I	Reset in
8	VDD		+5V Power Supply
9	X2	-	8.0MHz Oscillator
10	X1	-	8.0MHz Oscillator
11	VSS	-	Connected to GND
12	COMP_A_A	O	Composite Select RoomA A
13	COMP_A_B	O	Composite Select RoomA B
14	COMP_A_C	O	Composite Select RoomA C
15	COMP_A_D	O	Composite Select RoomA D
16	COMP_A_E	O	Composite Select RoomA E
17	COMP_B_A	O	Composite Select RoomB A
18	COMP_B_B	O	Composite Select RoomB B
19	COMP_B_E	O	Composite Select RoomB E
20	VSEL	O	VSEL
21	SUB_MUTE	O	Sub Microcomputer Analog Mute
22	DAIN_MUTE	I	DAC Input Mute
23	NC	I	Unused
24	PCM ZERO	I	PCM Zero Data Detection(KPCM)
25	D.R.I.V.E.	O	DSP DRIVE/HDCD Control(KPCM) L: DRIVE/HDCD on
26	HDCD_6dB	I	DSP HDCD +6dB Detection
27	OVER_LEVEL	I	DSP Over Level Detection
28	DTS_SENS	I	DSP DTS Header Detection(KPCM)
29	MUTE	O	DSP Mute Control
30	HDCD	I	DSP HDCD Signal Detection
31	BUSY	I	DSP Status BUSY
32	DSP_RESET	O	DSP IC Reset
33	RD/WR	O	DSP RD/WR
34	REQ	O	DSP REQ
35	ACK	I	DSP ACK
36-43	DATA_7-0	I/O	DSP DATA_7-0
44	NC	-	Unused
45	GND	-	Connected to GND
46	TEST	-	Connected to GND
47	MREQ	I	Main Computer Master Request
48	SREQ	O	Main Computer Slave Request
49	MCK	I	Main Computer Master Clock
50	MDT	I	Main Computer Master Data
51	SDT	O	Main Computer Slave Data
52	Y_C_SEL_B	O	Y/C Select B
53	Y_C_SEL_A	O	Y/C Select A
54	DAC96	O	DAC Double speed sampling mode control
55	VDD	-	+5V Power Supply
56-58	DSEL_C-A	O	Digital Input Selector Control C-A
59	CTRL_A2	O	Video Selector Control A2
60	OPT_DET	O	OPTICAL Digital Input Detection (A/Din)
61	AD_RESET	O	ADC Reset
62	DAOUT_MUTE	O	DAC Output Mute
63	DAC_PD	O	DAC Power Down
64,65	VDD	-	+3.3V Power Supply

CIRCUIT DESCRIPTION

Pin No.	Pin Name	I/O	Description
66	GND	-	Connected to GND
67,68	NC	-	Unused
69,70	VCC		+3.3V Power Supply
71	-	-	Unused
72	Y_DETECT	I	Y Detect
73	ERF	I	DIR Error Flag
74	AUTO	I	DIR Auto Data Detection
75	FS96	I	DIR fs 96kHz Detection
76	CCLK	O	DIR Control Clock
77	C_K_DETECT	I	C K Detection
78	C_DETECT	I	C Detection
79	CDTO	I	DIR Control Data Out
80	CDTI	O	DIR Control Data In

7. Description of Digital Selector and Video Selector (X08, IC40)

7-1 Digital Selector

KRF-V9993D/VR-4900/VR4700/VR-4090 (for OPT and COAX)

Input	DSELA (58Pin)	DSELB (57Pin)	DSELC (56Pin)
CD1	L	H	L
MD/TAPE1	H	H	L
CD-R	L	L	H
VIDEO2	H	L	H
VIDEO3	L	H	H
VIDEO4	H	H	H
DVD	H	L	L
others	L	L	L

KRF-V7773D/ VR-4080

Input	DSELA (58Pin)	DSELB (57Pin)	DSELC (56Pin)
CD1(OPT)	L	H	L
VIDEO2(COAX)	L	H	L
VIDEO3(COAX)	H	H	L
DVD(OPT/COAX)	H	L	L
others	L	L	L

7-2 Video Selector

- VSEL(Pin20)

	VSEL
VIDEO1	L
VIDEO2	H
VIDEO3	H
VIDEO4	L
AV-AUX	L
DVD	L
V MUTE	L

- Y_C_SEL(Pin53,52)
Y_DETECT(Pin72) = H

	Y_C_SEL_A	Y_C_SEL_B
VIDEO1	L	H
VIDEO2	L	H
VIDEO3	L	H
VIDEO4	L	H
AV-AUX	L	H
DVD	H	L
V MUTE	H	H

- Y_DETECT(Pin72) = L

	Y_C_SEL_A	Y_C_SEL_B
VIDEO1	L	L
VIDEO2	L	L
VIDEO3	L	L
VIDEO4	L	L
AV-AUX	L	L
DVD	L	L
V MUTE	H	H

- CTRL(Pin4,5,59)
C_DETECT(Pin78) = L

	CTRL_A	CTRL_A2	CTRL_B
VIDEO1	L	L	H
VIDEO2	L	L	H
VIDEO3	L	L	H
VIDEO4	L	L	L
AV-AUX	L	L	H
DVD	H	H	L
V MUTE	H	H	H

VR-4080-B/4090-B/4700/4900

CIRCUIT DESCRIPTION

- C_DETECT(Pin78) = H
C_K_DET(Pin77) = L

	CTRL_A	CTRL_A2	CTRL_B
VIDEO1	L	L	H
VIDEO2	L	L	H
VIDEO3	L	L	H
VIDEO4	L	L	H
AV-AUX	L	L	H
DVD	L	L	H
V MUTE	H	H	H

- C_K_DET(Pin77) = H

V_SEL	CTRL_A	CTRL_A2	CTRL_B
VIDEO1	L	H	H
VIDEO2	L	H	H
VIDEO3	L	H	H
VIDEO4	L	H	H
AV-AUX	L	H	H
DVD	L	H	H
V MUTE	H	H	H

- COMP_A(Pin11,12,13,14,15,16)
Y_DETECT(Pin72) = H

	COMP_A_A	COMP_A_B	COMP_A_C	COMP_A_D	COMP_A_E
VIDEO1	L	L	L	L	L
VIDEO2	H	H	L	L	L
VIDEO3	H	L	L	L	L
VIDEO4	L	H	H	L	L
AV-AUX	L	H	L	L	L
DVD	L	H	L	L	L
V MUTE	L	H	L	H	H

- Y_DETECT(Pin72) = L

	COMP_A_A	COMP_A_B	COMP_A_C	COMP_A_D	COMP_A_E
VIDEO1	L	L	L	L	H
VIDEO2	H	H	L	L	H
VIDEO3	H	L	L	L	H
VIDEO4	L	H	H	L	H
AV-AUX	L	H	L	L	H
DVD	L	H	L	H	L
V MUTE	L	H	L	H	H

- COMP_B(Pin17,18,19)

	COMP_B_A	COMP_B_B	COMP_B_C
VIDEO1	H	H	H
VIDEO2	H	H	L
VIDEO3	L	H	L
VIDEO4	H	L	L
DVD	L	L	L

- KRF-V7773D/VR-4080

	COMP_A					Y_C_SEL		V_SEL	CTRL	
	A	B	C	D	E	A	B		A	B
VIDEO1	L	L	L	L	H	L	H	L	L	L
VIDEO2	H	H	L	L	H	L	H	L	L	L
VIDEO3	H	L	L	L	H	L	H	L	L	L
VIDEO4	L	H	H	L	H	L	H	L	L	L
AV-AUX	L	H	L	L	H	L	H	L	L	L
DVD	L	H	L	H	L	H	L	L	L	L
V MUTE	L	H	L	H	H	H	H	L	L	L

CIRCUIT DESCRIPTION

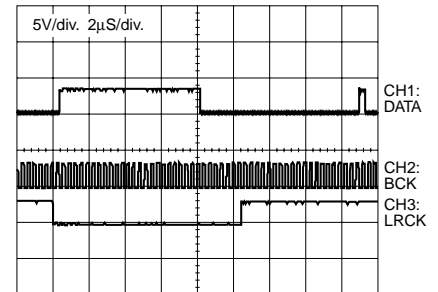
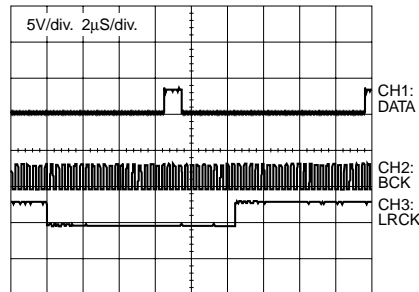
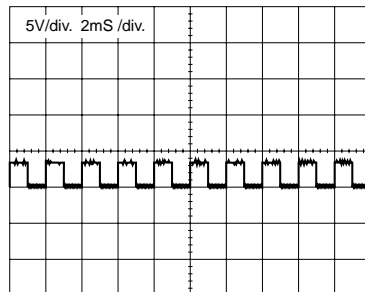
8. DSP IC: ADSP-21065L(X08,IC21) CHECK METHOD

Note: This IC is scarcely damaged. Pay attention to poor soldering if replace it.

1. Set the selector to ANALOG(TAPE or TUNER). In this mode, Fs will be 48kHz.
2. Set the mode to JAZZ CLUB.
3. Check the square waveform which is 500Hz period at #76(FLG11) of IC. It is good if #76 has the waveform.
4. Check the waveform which is 30MHz at #30(CLKIN) of IC.
5. Check the voltage which is 3.3V at #157(RESET) of IC
6. Check the every ports which are 48MHz at #7(TFS0), #13(RFS1) and #18(TFS1) of IC
7. Check the every ports which are 3.07MHz at #8(TCLK0) and #15(RCLK1) of IC.
8. Check the waveform which are data at #16(DR1A) of IC. Refer to figures.

X08, IC21 (76pin)

FLG11 waveform in JAZZ club selected to TAPE.



DATA waveform will change figure by trigger as above.

Check the AD converter and DIR and oscillation circuitry if you can get no good at above steps.

9. Check the waveform which are data at #11(DT0A), #12(DT0B) and #22(DT1A) of IC.

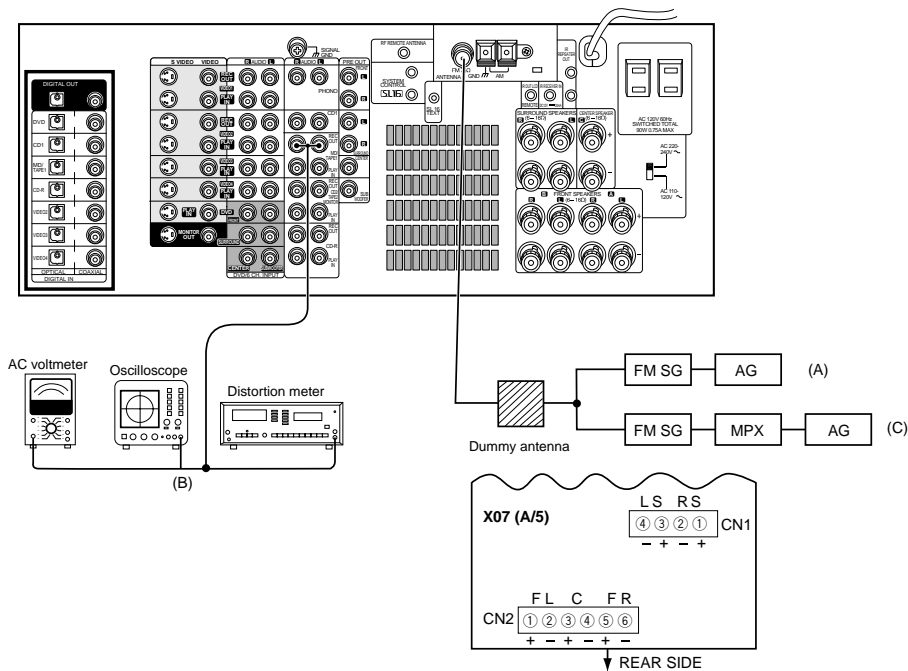
Check the DA converter and so if you can get step9, too.

ADJUSTMENT

X05-513X-XX

No.	ITEM	INPUT SETTINGS	OUTPUT SETTINGS	RECEIVER SETTINGS	ALIGNMENT POINTS	ALIGN FOR	FIG.
FM SECTION : SELECTOR : FM *Adjust NO.1 and NO.2 repeat.							
1	DISCRIMINATOR	(A) 98.0MHz 1kHz, ±40kHz dev. 70dBf (ANT. input)	Connect a DC voltmeter between CN2 ① and CN2 ② (X05)	MONO 98.0MHz	L4 (X05-)	0V	
2	DISTORTION (MONO)	(A) 98.0MHz 1kHz, ±40kHz dev. MONO 70dBf (ANT. input)	(B)	MONO 98.0MHz	L5 (X05-)	Minimum distortion	
3	DISTORTION (STEREO)	(C) 98.0MHz 1kHz, ±40kHz dev. Selector : L or R Pilot : ±6kHz dev. 70dBf (ANT. input)	(B)	AUTO 98.0MHz	IFT(RF FRONTEND : A1) (X05-)	Minimum distortion (L or R)	
4	TUNING LEVEL	(A) 98.0MHz MONO 1kHz, ±40kHz dev. 30dBf (ANT. input)	-	MONO 98.0MHz	VR1 (X05-)	Adjust VR1 and stop at the point where ED1 (TUNED) goes on.	
AUDIO SECTION SPEAKER : A PREOUT : OFF PROLOGIC : ON							
<1>	IDLE CURRENT		Connect a DC voltmeter across each T.P. CN2(①, ②) FLch CN2(③, ④) Cch CN2(⑤, ⑥) FRch CN1(①, ②) RSch CN1(③, ④) LSch X07(A/5)	(FRONT 2ch MODE) Volume:0	VR1(FL) VR2(FR) VR3(LS) VR4(RS) VR5(CENTER) (X09-)	10mV	

SYSTEM CONNECTIONS

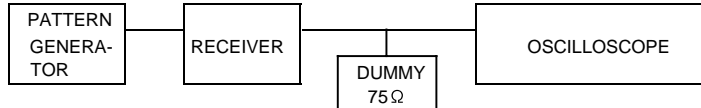


VR-4080-B/4090-B/4700/4900 ADJUSTMENT

Adjustment of Sub Color and Contrast (X35, VR1, VR2)

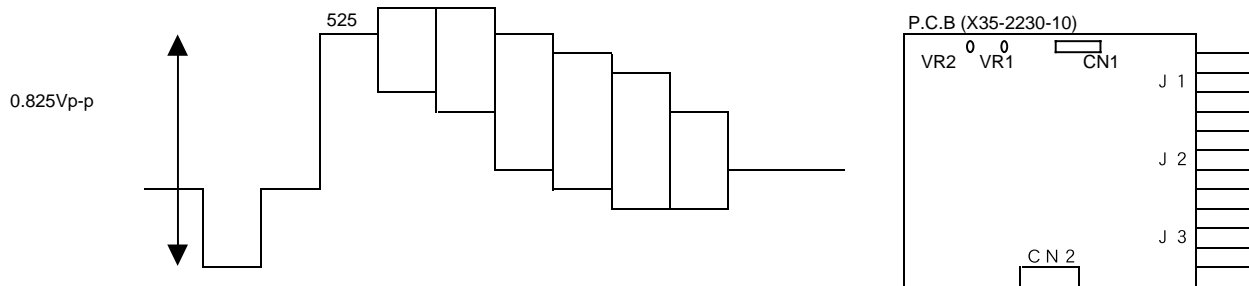
No.	ITEM	INPUT SETTINGS	OUTPUT SETTINGS	ALIGNMENT POINTS	ALIGNMENT FOR	FIG.
1	SUB COLOR	PAL 75% COLOR BAR (NO SET UP)	Connect a component video output(Y) to oscilloscope with 75Ω.	VR2	(Adjust an amplitude of video signal.) 0.825Vp - p	FIG.1
2	CONTRAST	PAL 75% COLOR BAR (NO SET UP)	Connect a component video output(Cb,Cr) to oscilloscope with 75Ω.	VR1	(Adjust an amplitude of video signal.) ±0.525Vp - p	FIG.2

INSTRUMENTS CONNECTION

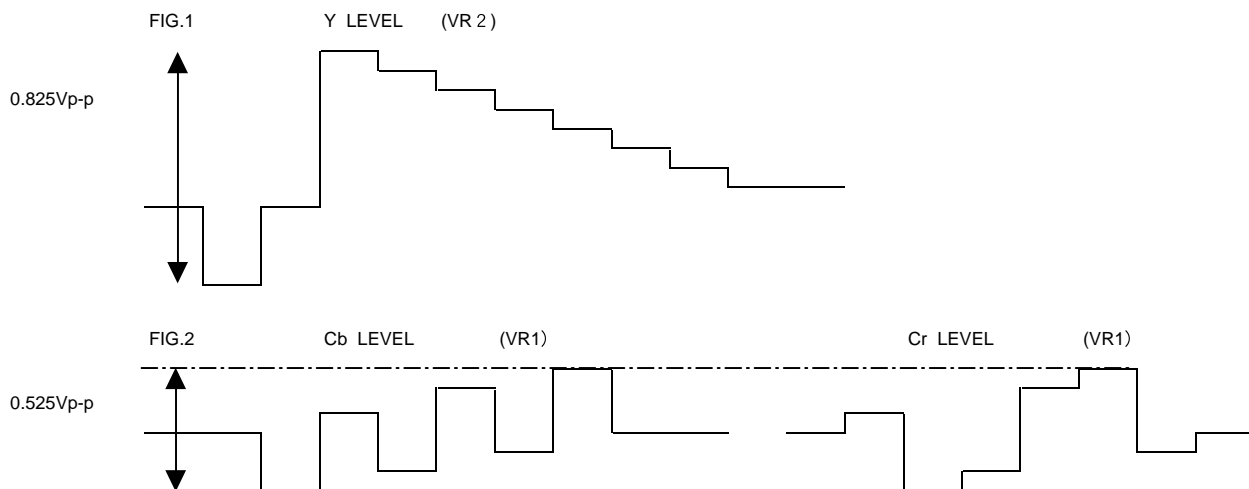


INPUT SIGNAL : 75% COLOR BAR SIGNAL

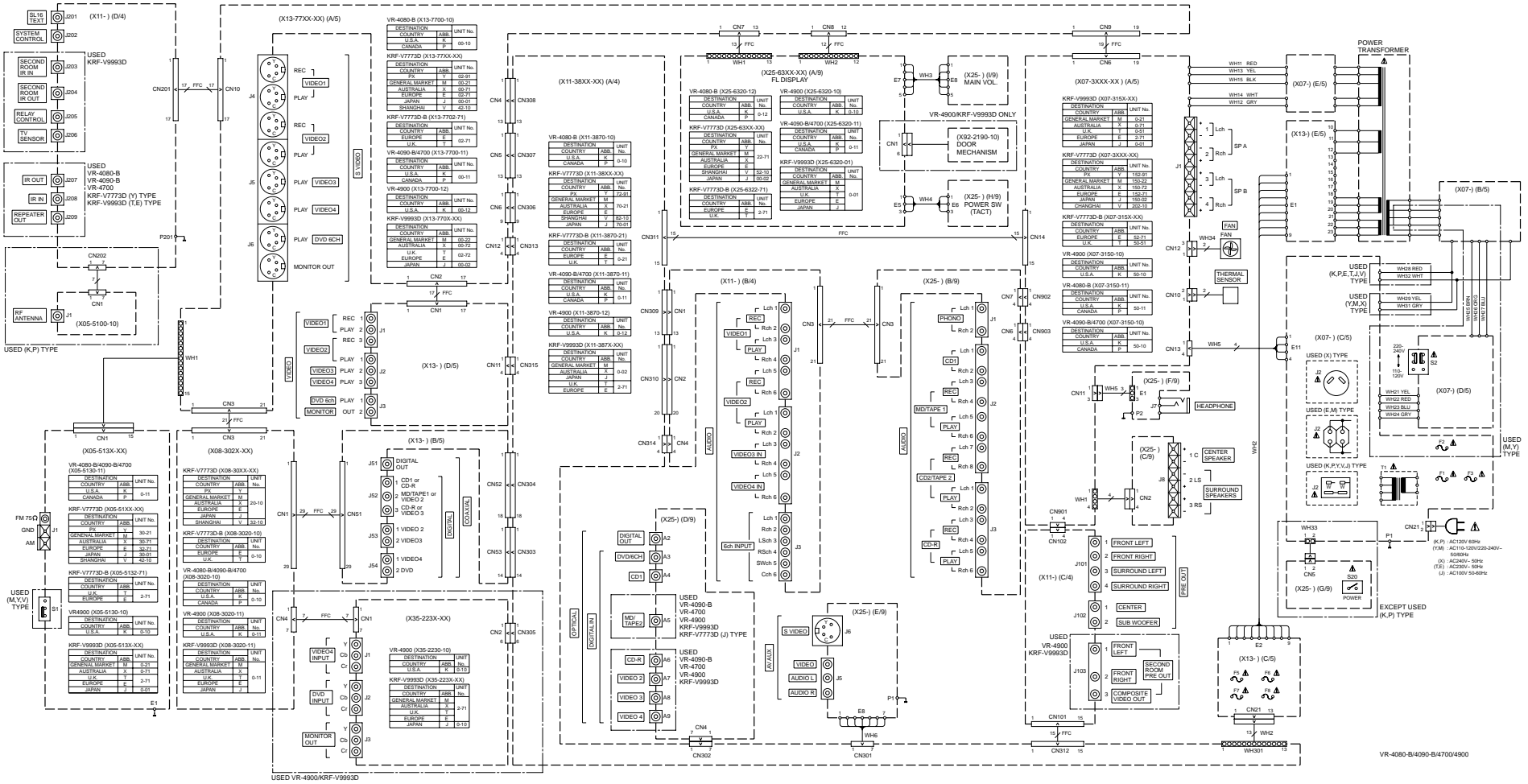
PARAMETER		WHITE	YELLOW	CYAN	GREEN	MAGENTA	RED	BLUE
LUMINANCE LEVEL	mV	525	465	368	308	217	157	60
	IRE							
CHROMA LEVEL	mV	0	470	664	620	620	664	470
	IRE							
CHROMA PHASE (deg)	+V		167	283	241	61	103	347
	-V		193	77	119	299	257	13



ADJUSTMENT OUTPUT SIGNAL :



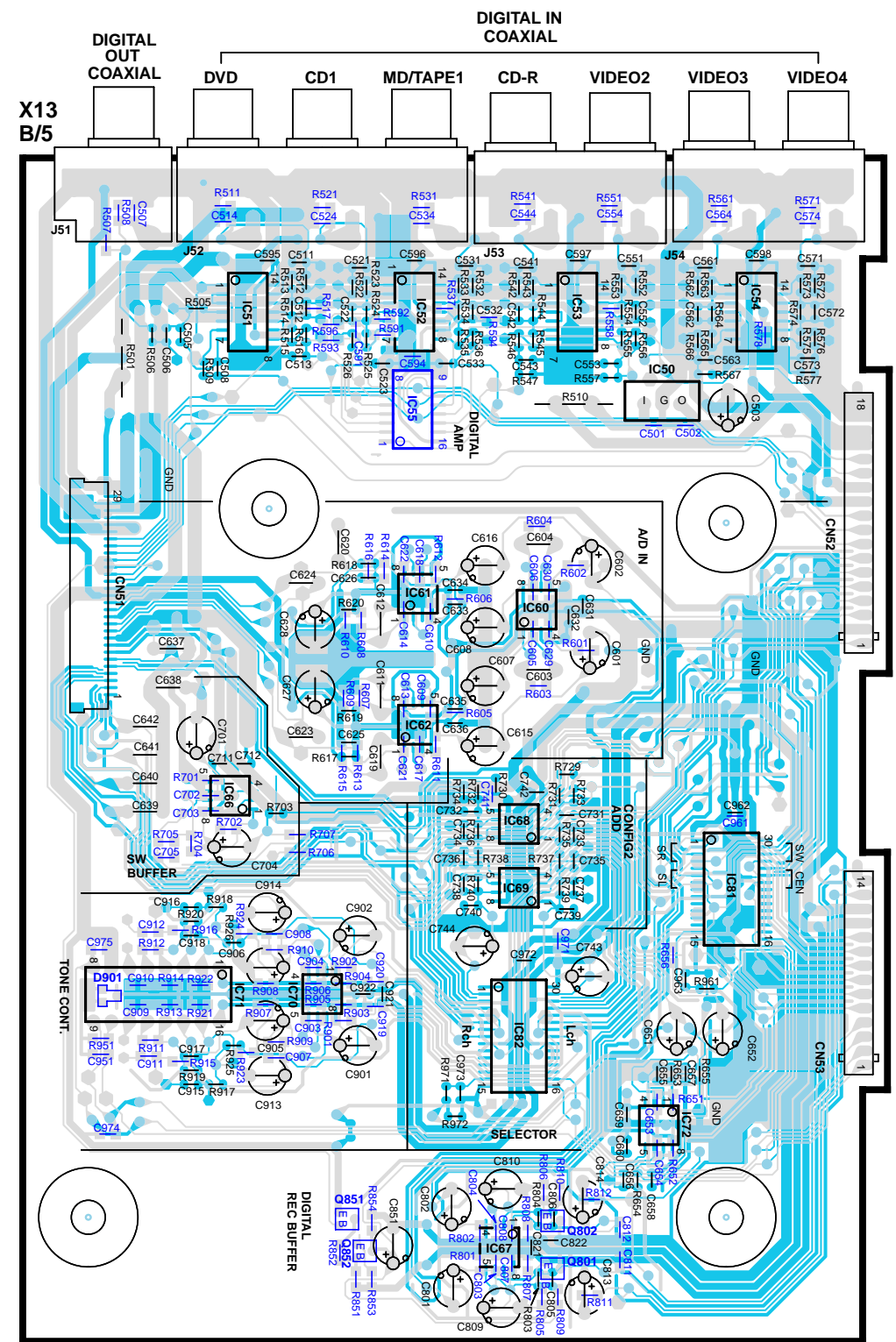
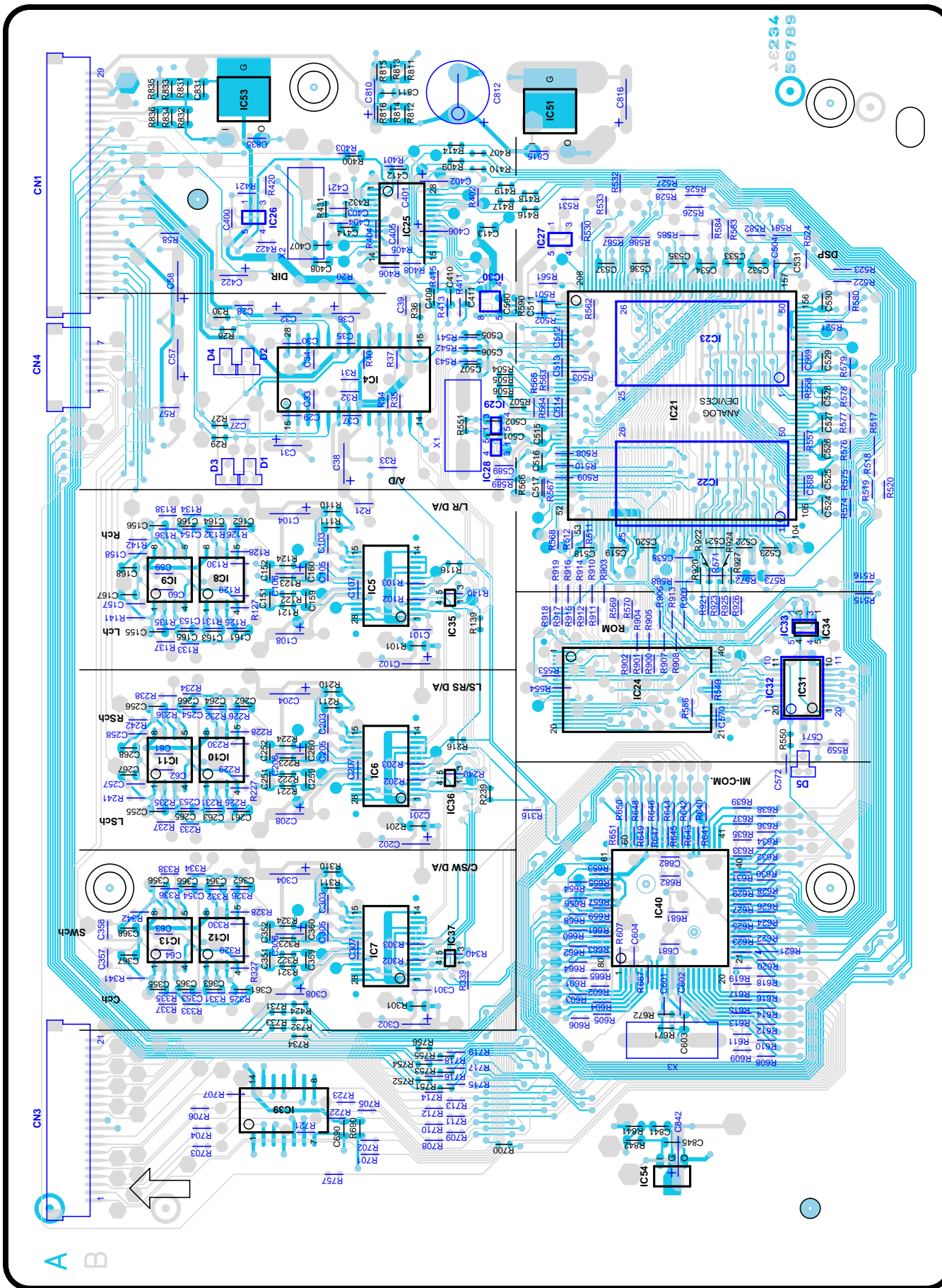
WIRING DIAGRAM



VR-4080-B/4090-B/4700/4900

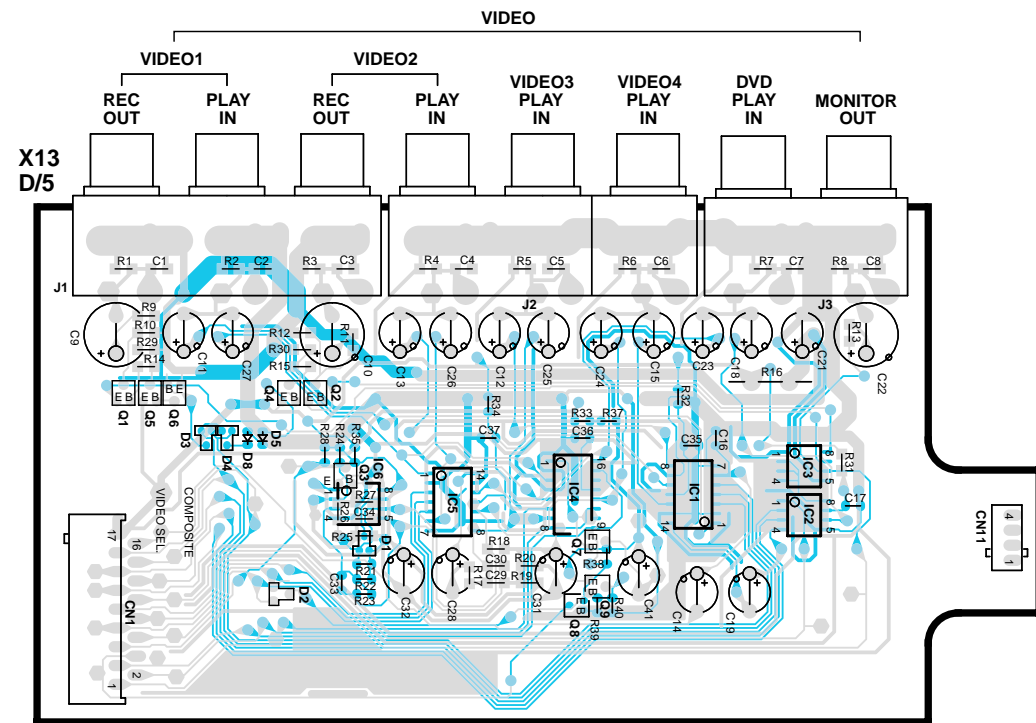
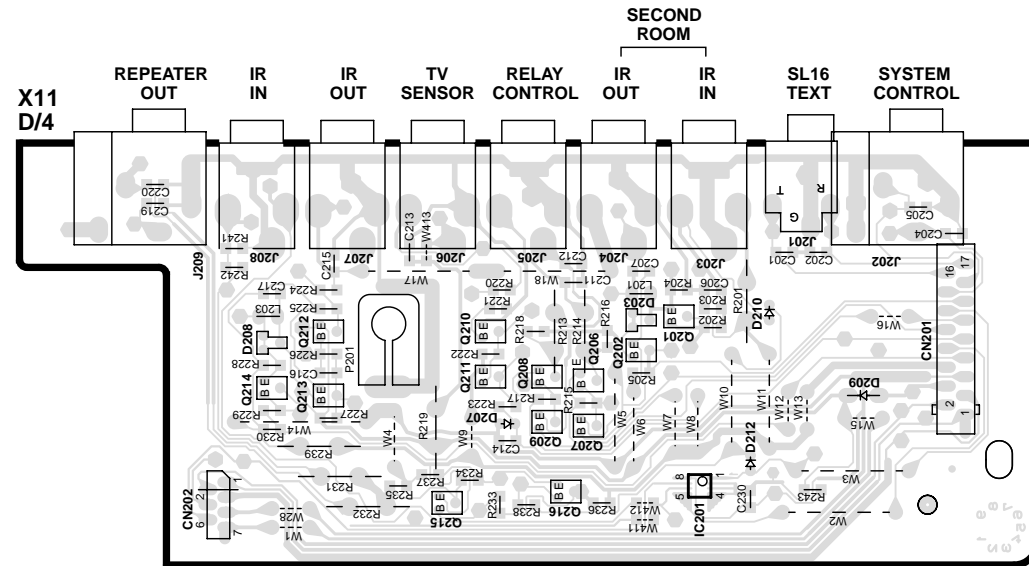
PC BOARD (Component side view)

X08-3020-10 (J70-1361-22)

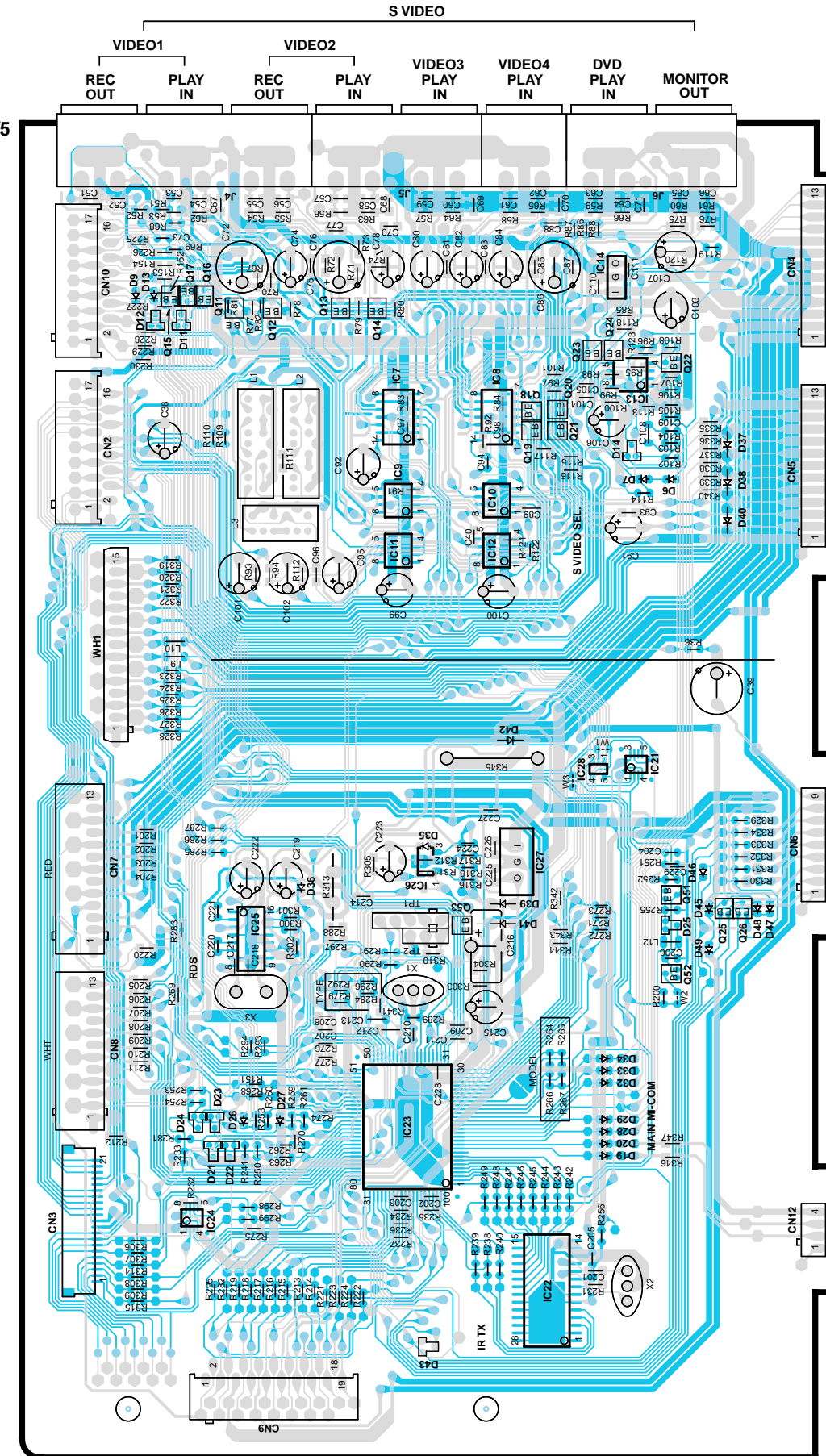


Refer to the schematic diagram for the value of resistors and capacitors.

PC BOARD (Component side view)

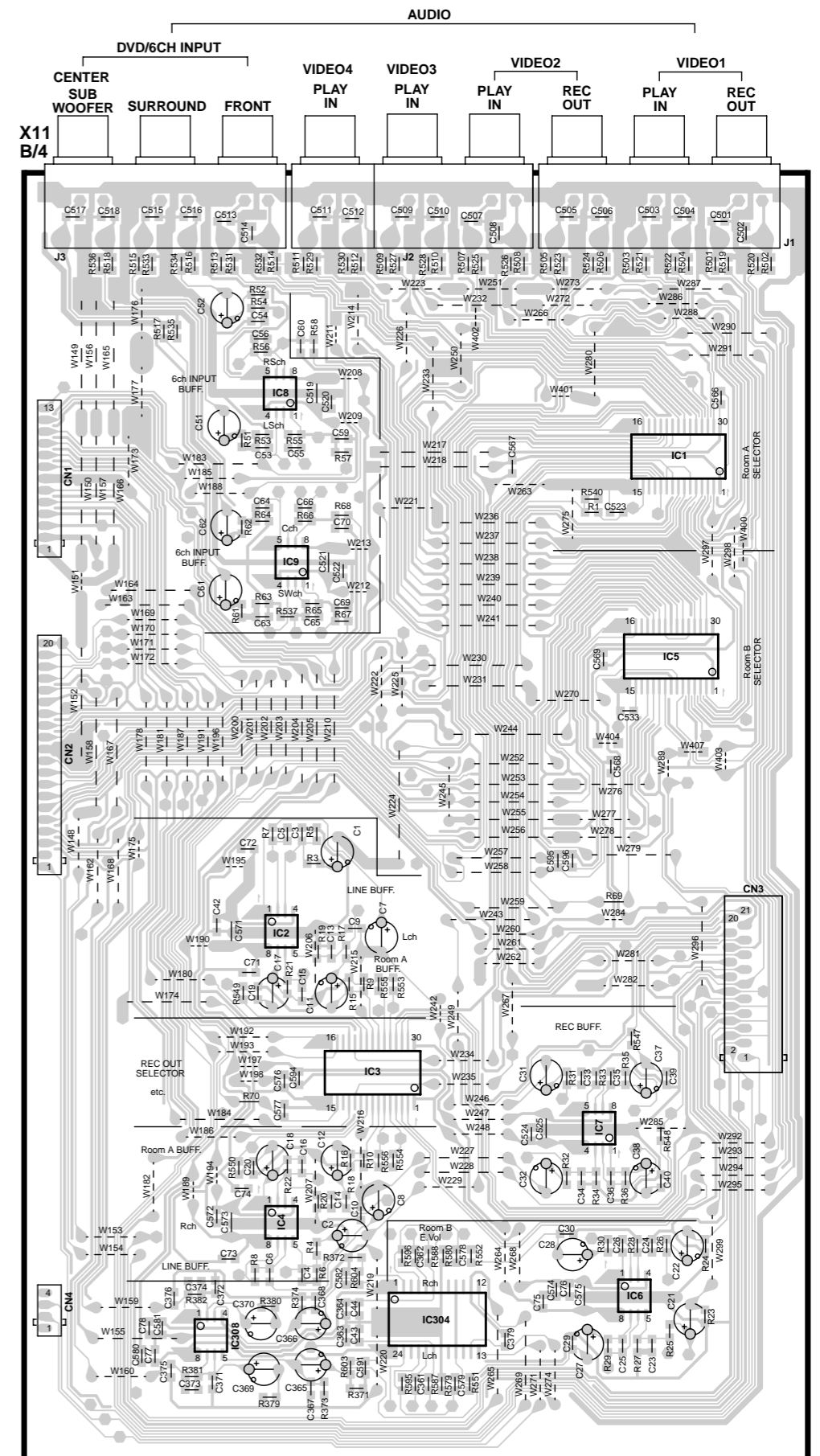
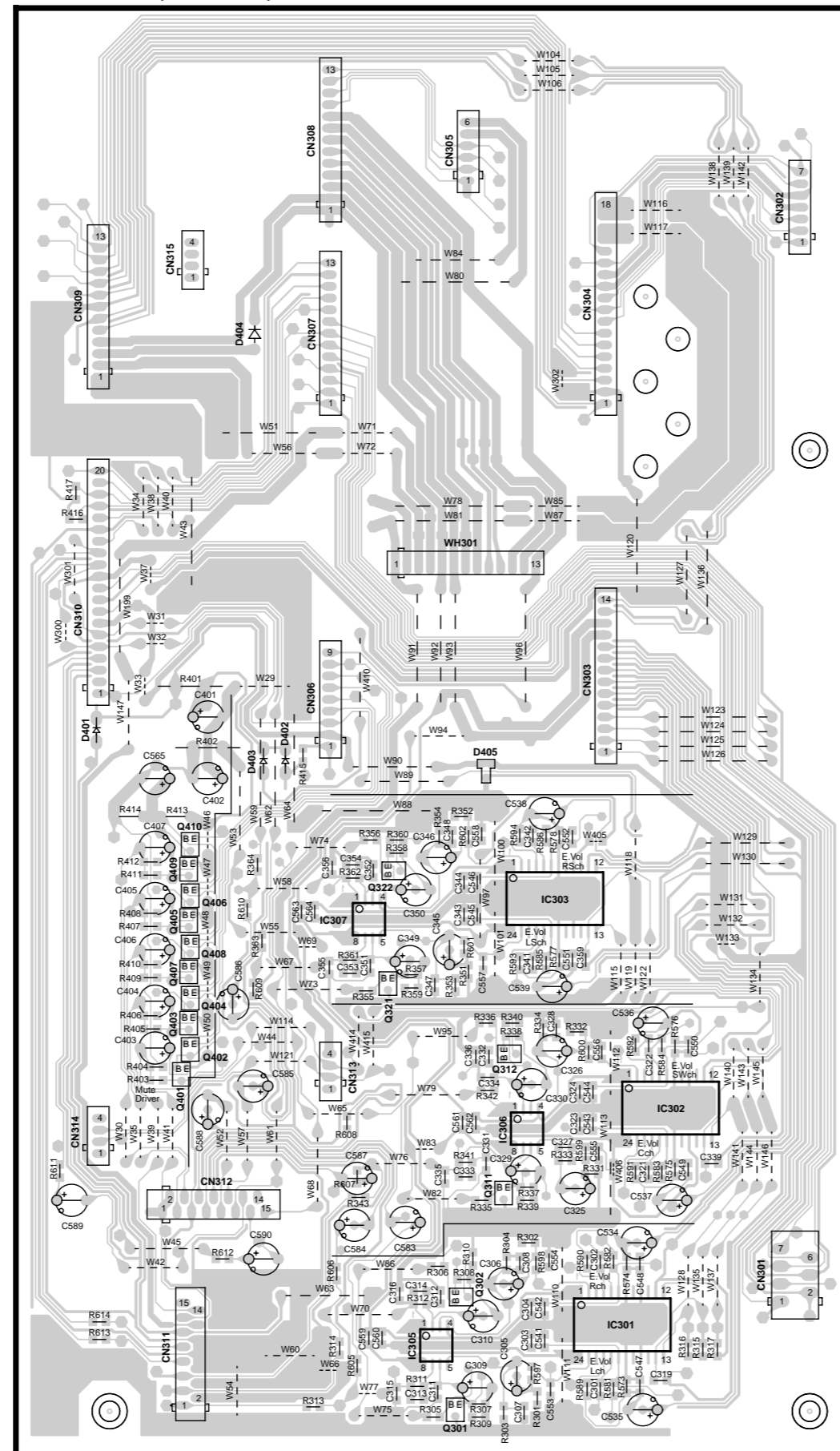
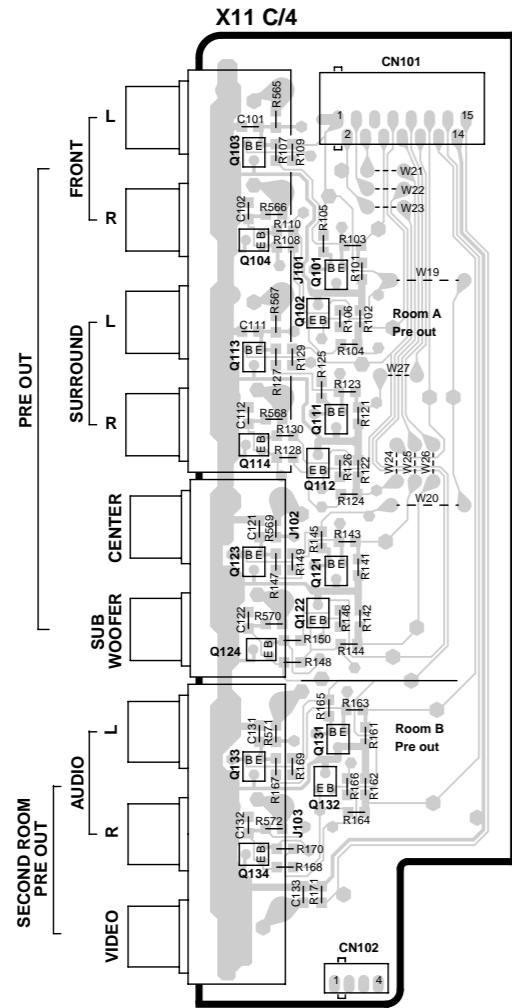


X13-7700-10 A/5
(J70-1375-31)



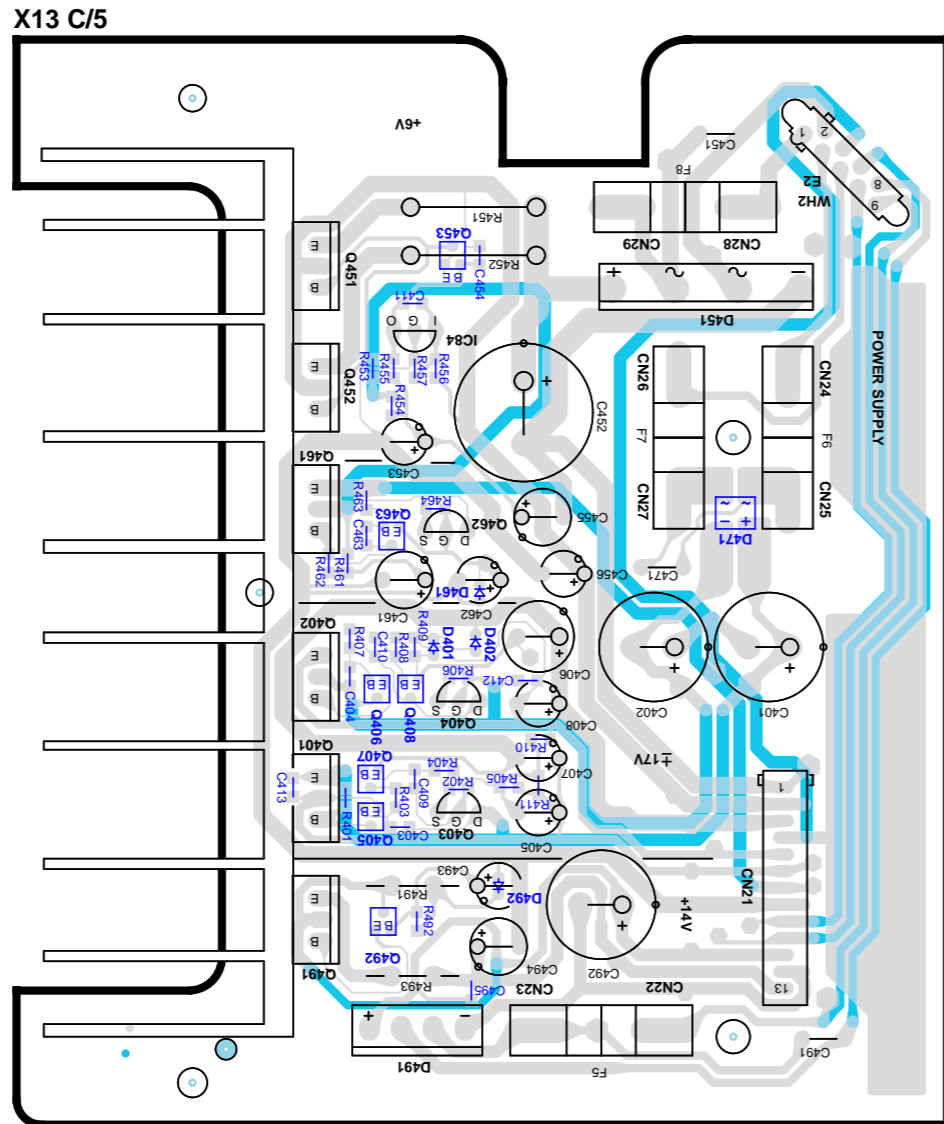
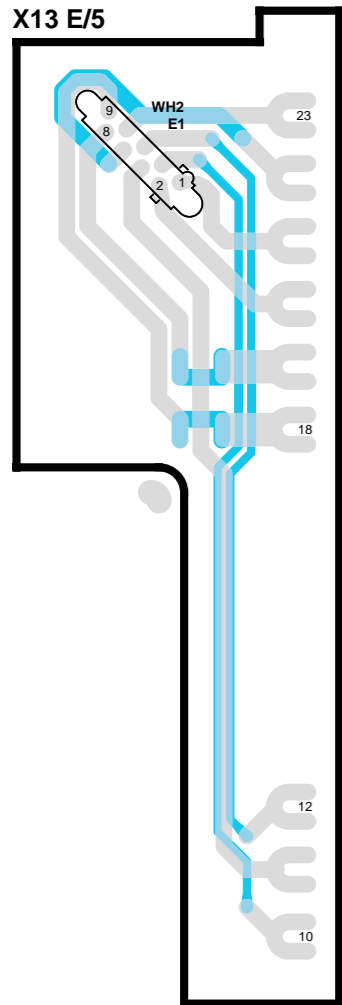
PC BOARD(Component side view)

X11-3870-10 A/4 (J70-1388-11)

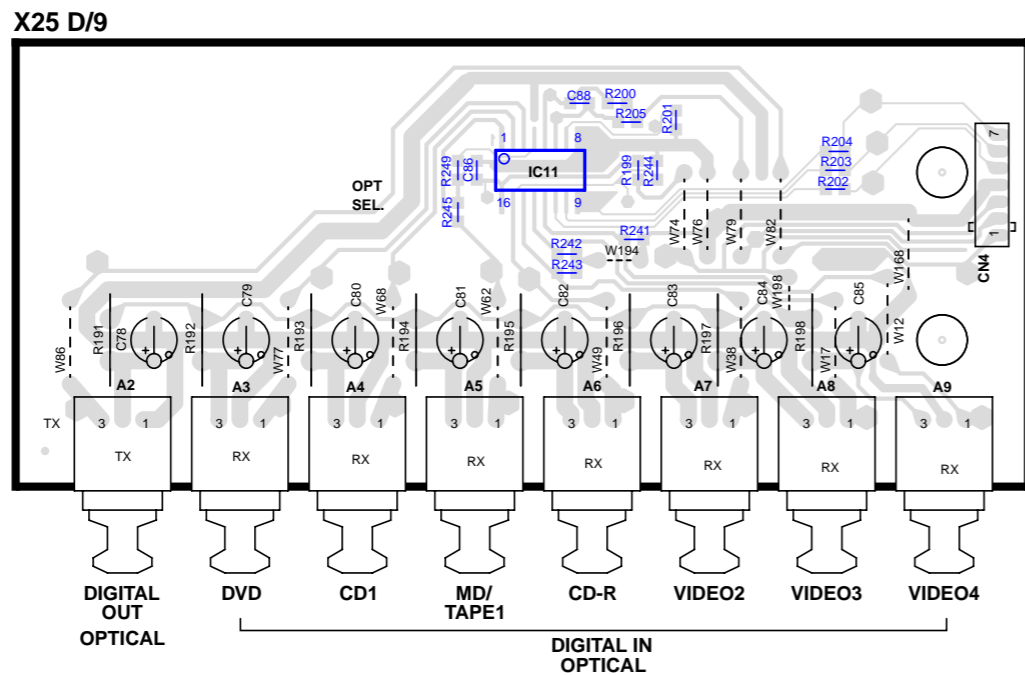
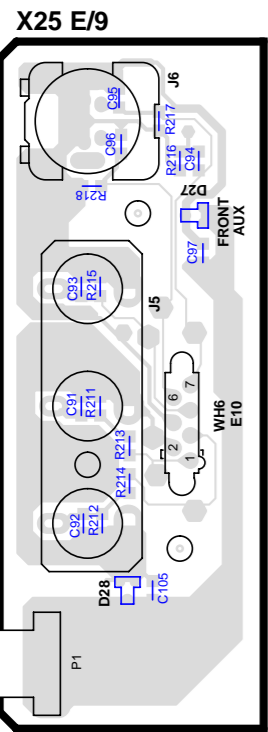
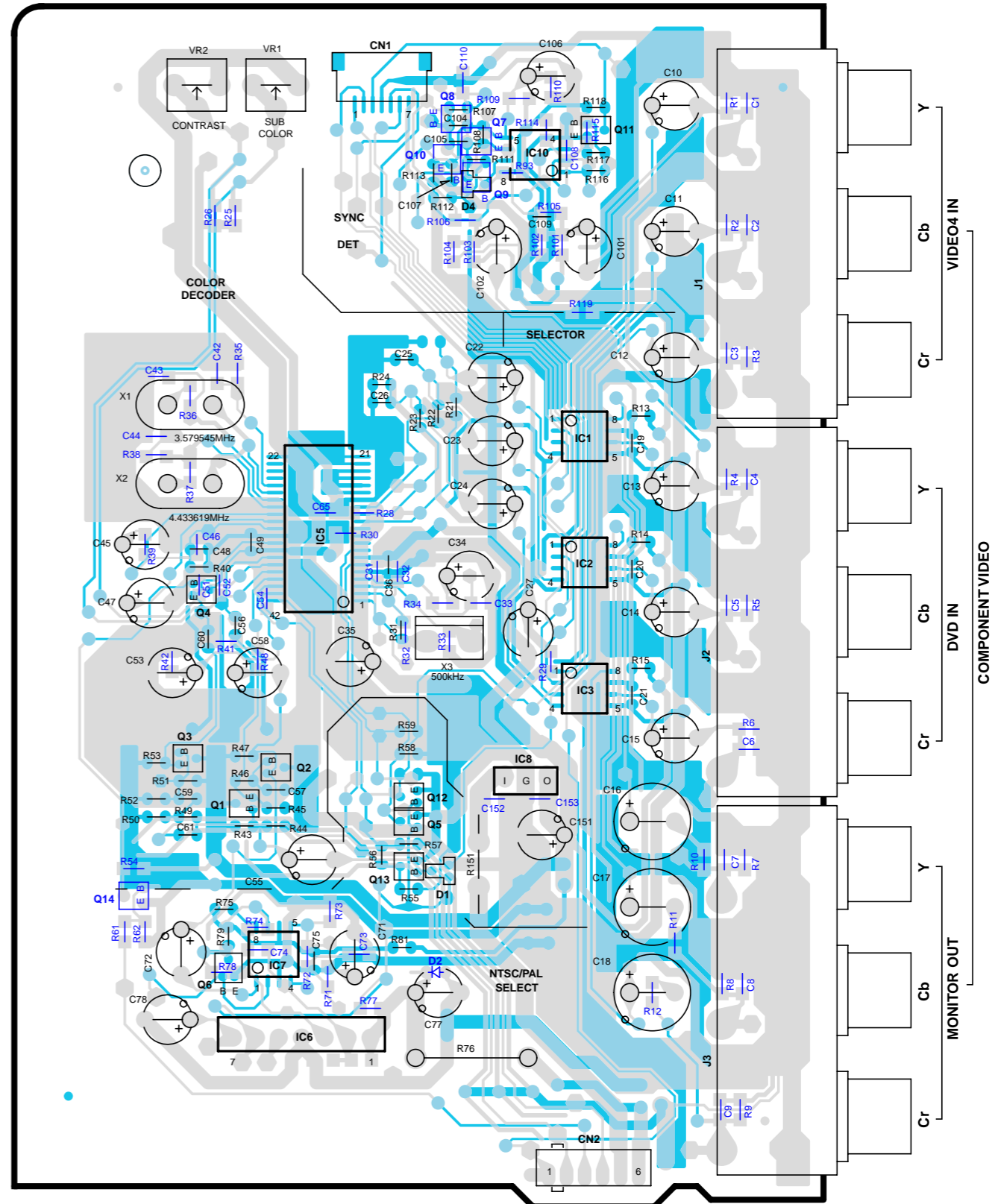


Refer to the schematic diagram for the value of resistors and capacitors.

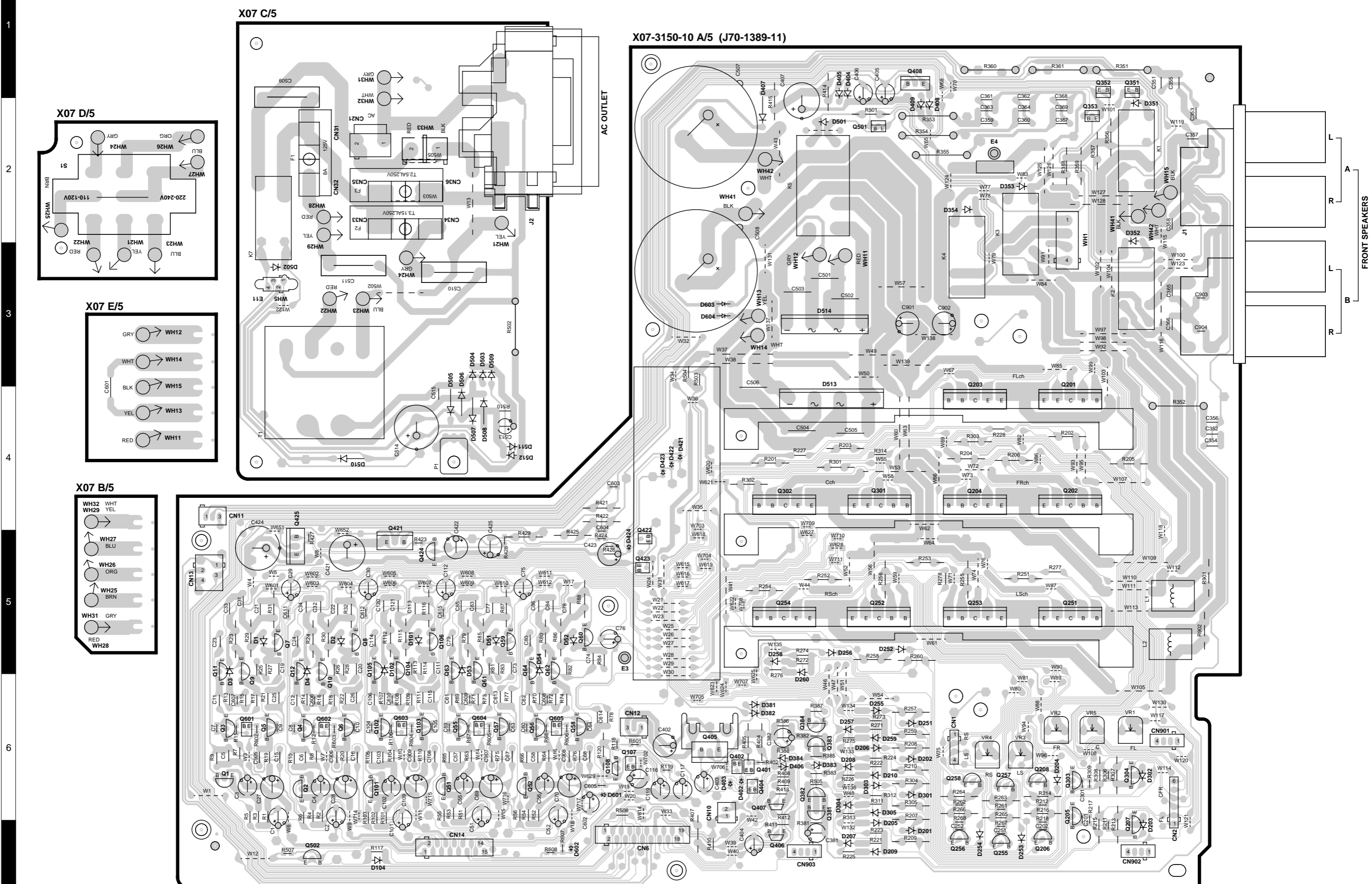
PC BOARD(Component side view)



X35-2230-10 (J70-1390-12)



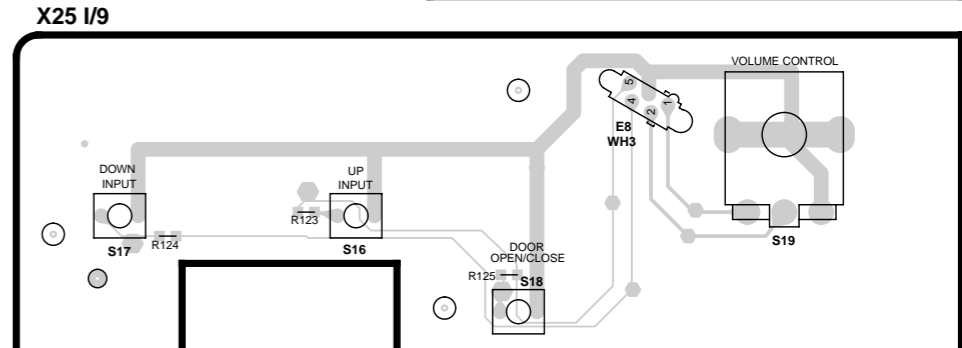
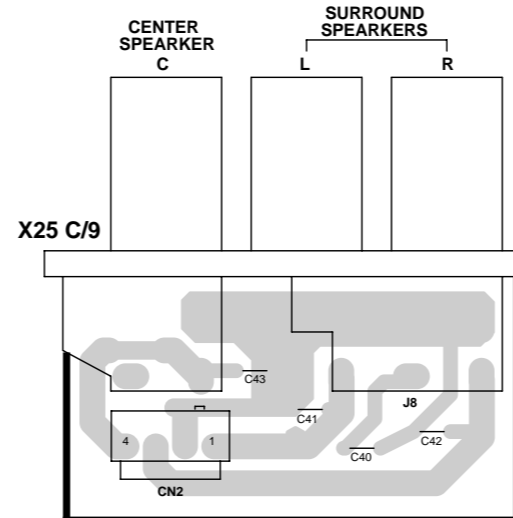
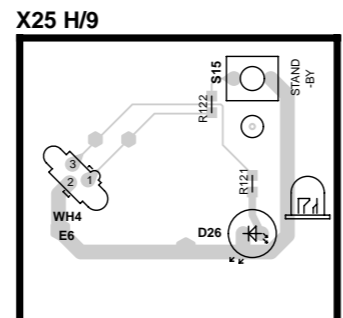
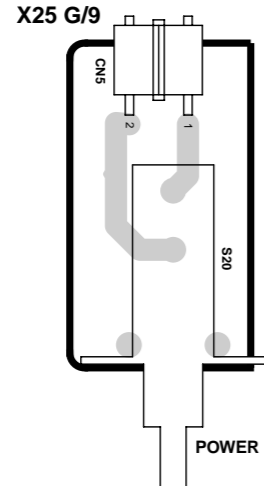
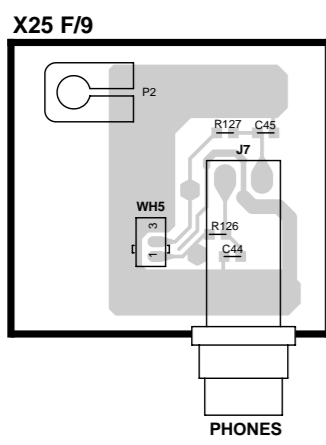
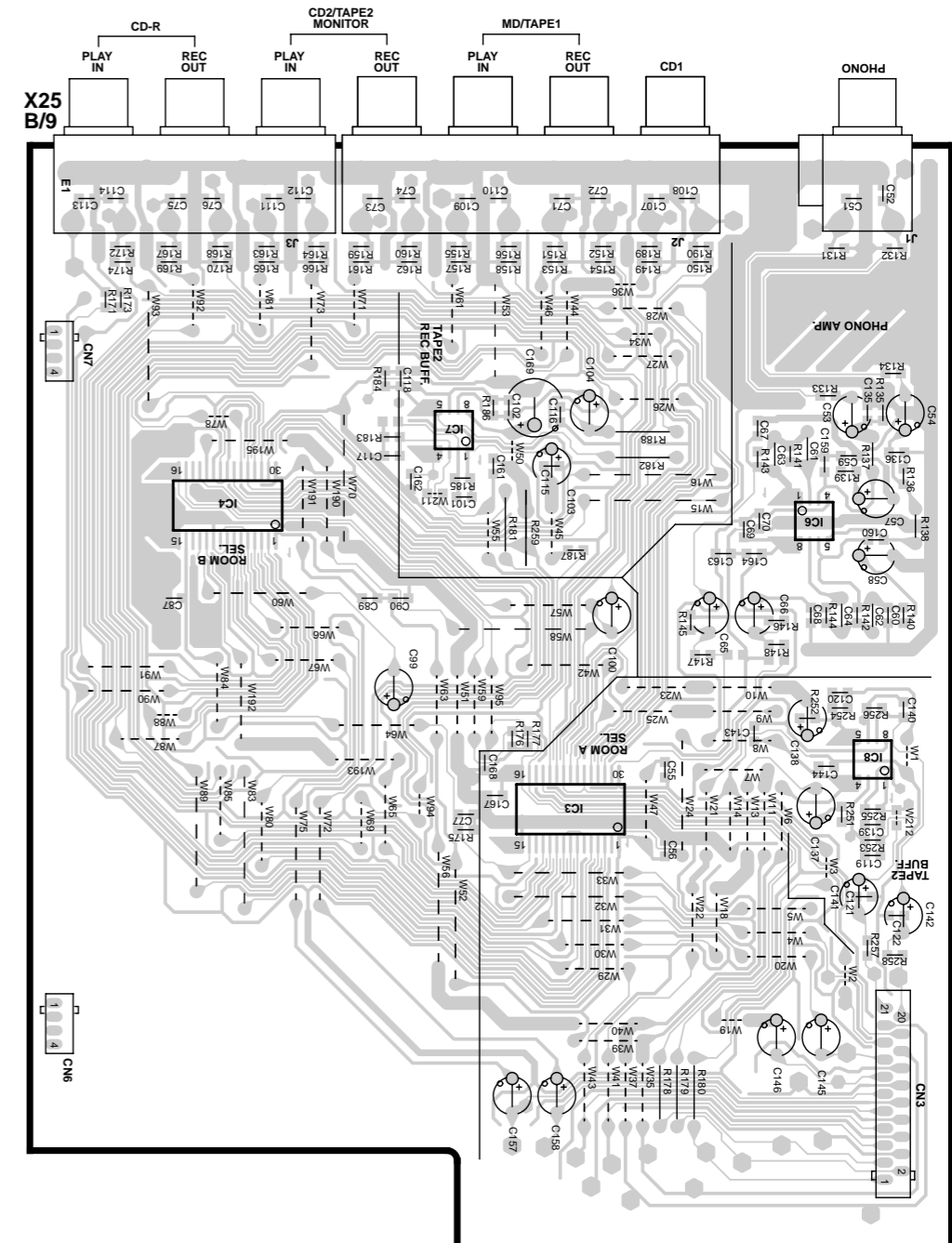
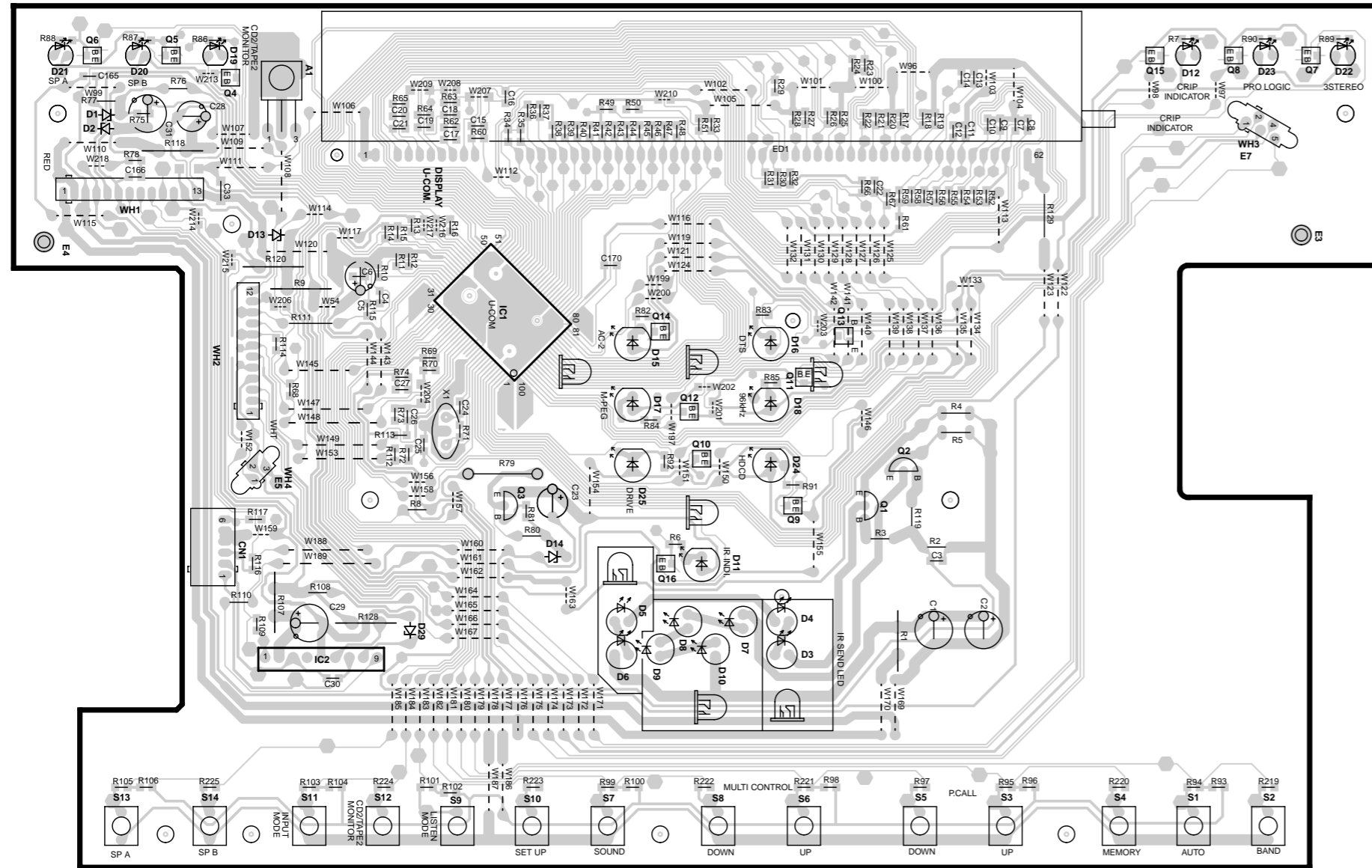
PC BOARD(Component side view)



Refer to the schematic diagram for the value of resistors and capacitors.

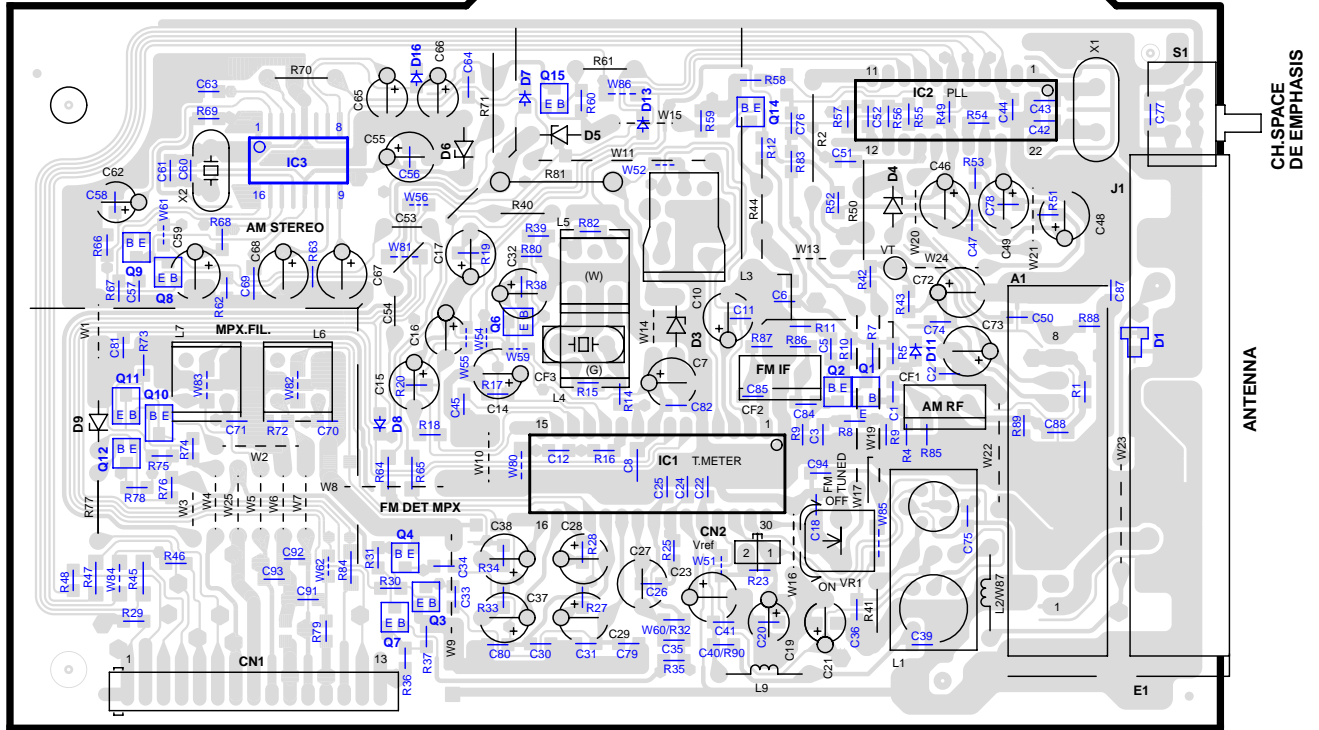
PC BOARD(Component side view)

X25-6320-10 A/9 (J70-1380-11)

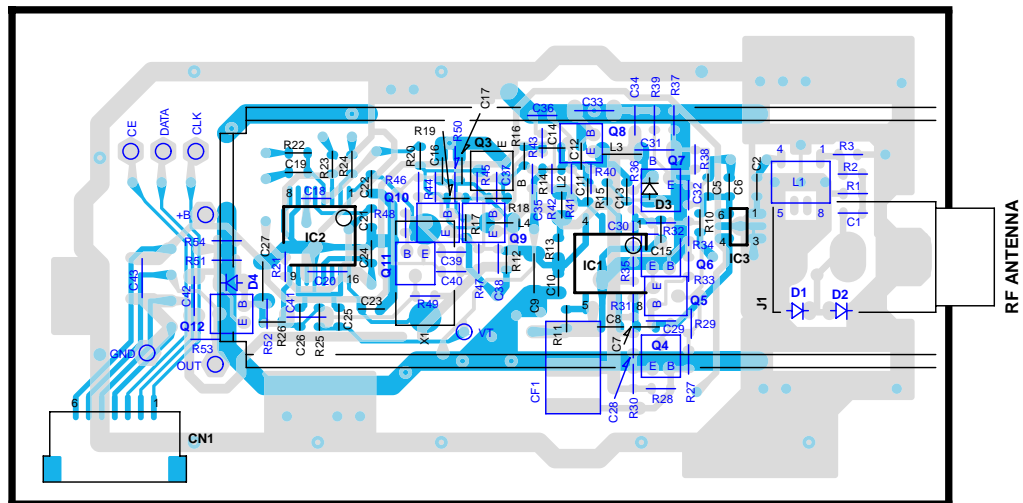


PC BOARD (Component side view)

X05-5130-10 (J70-1381-11)



X05-5100-10 (J70-1411-12)

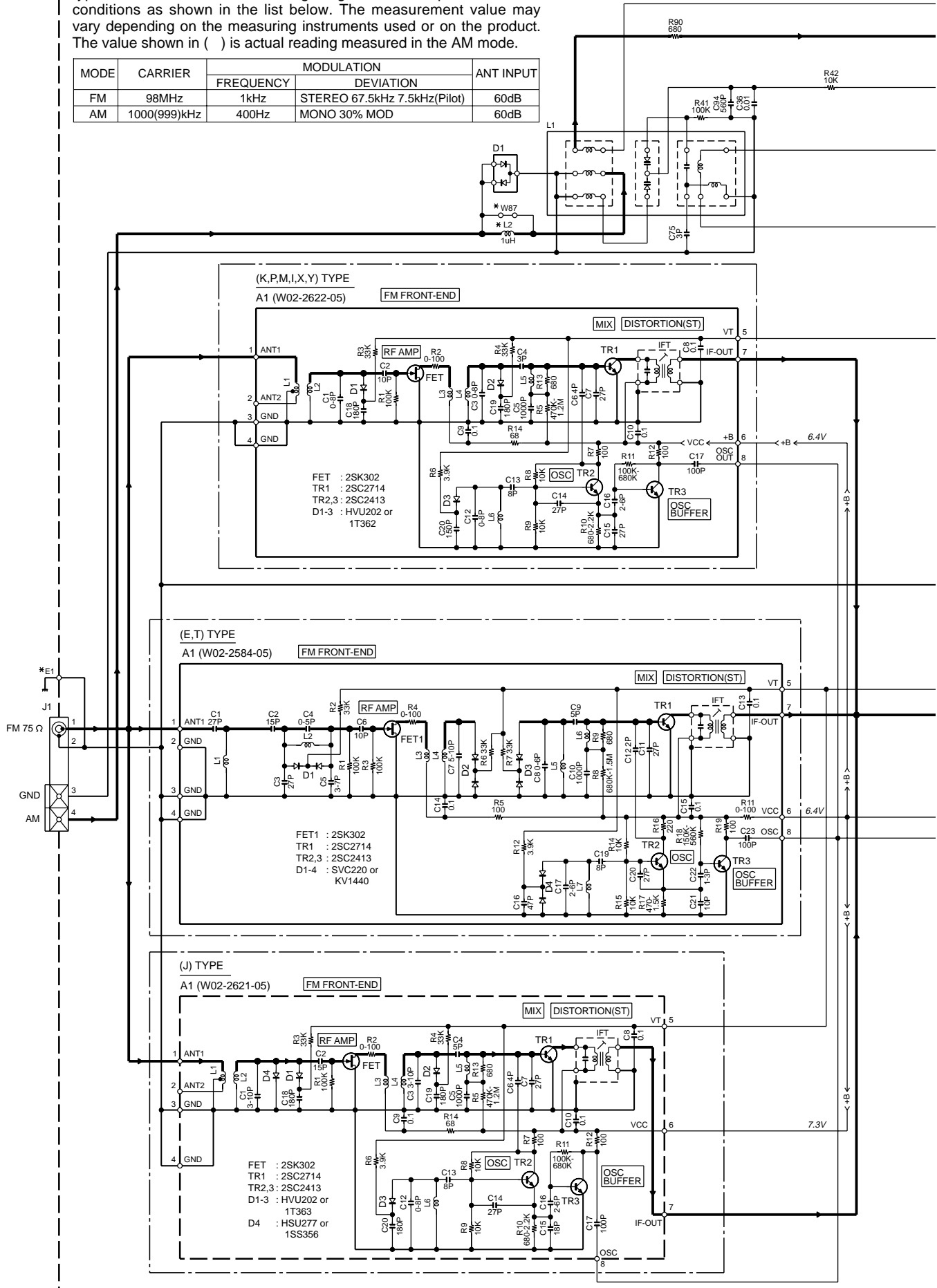


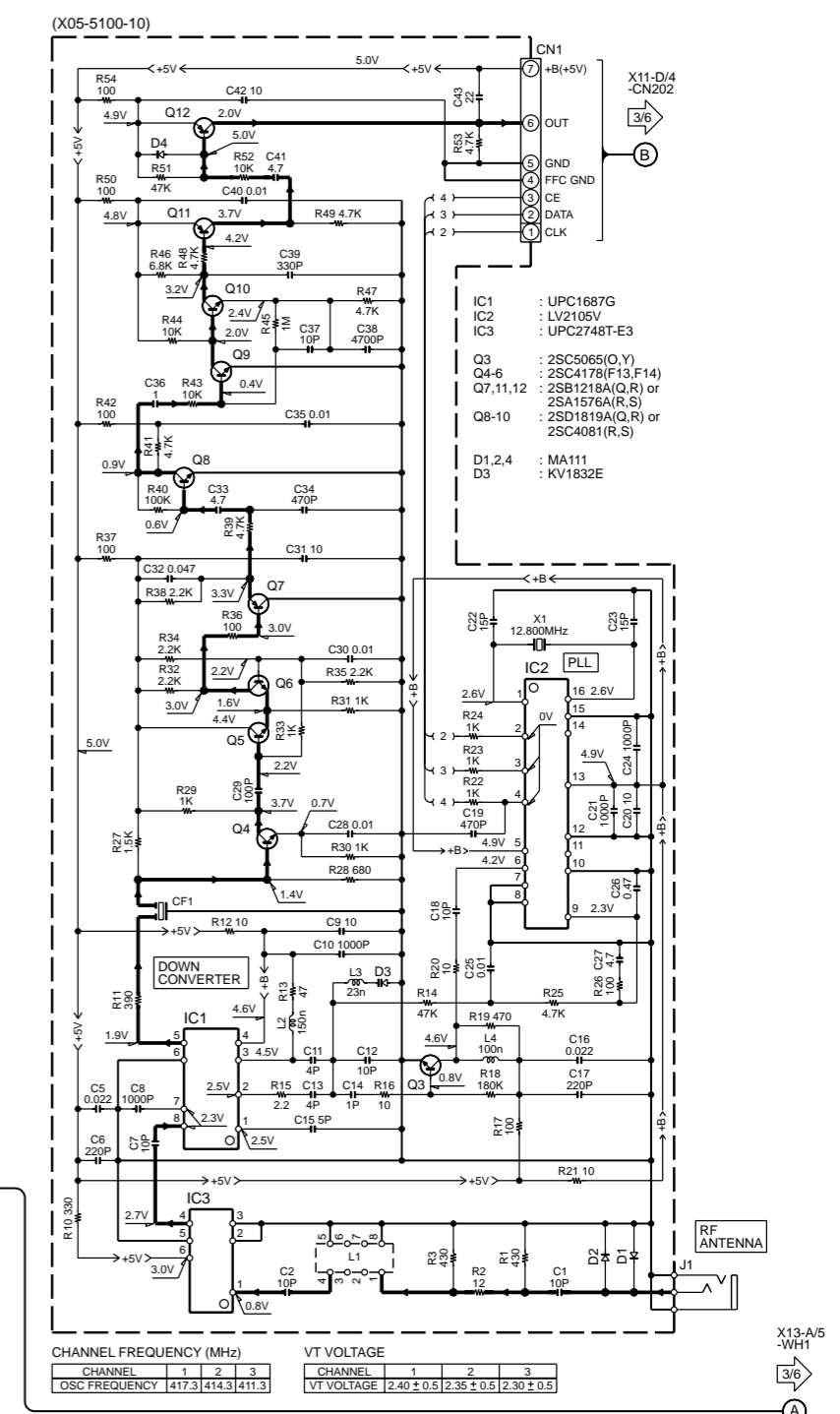
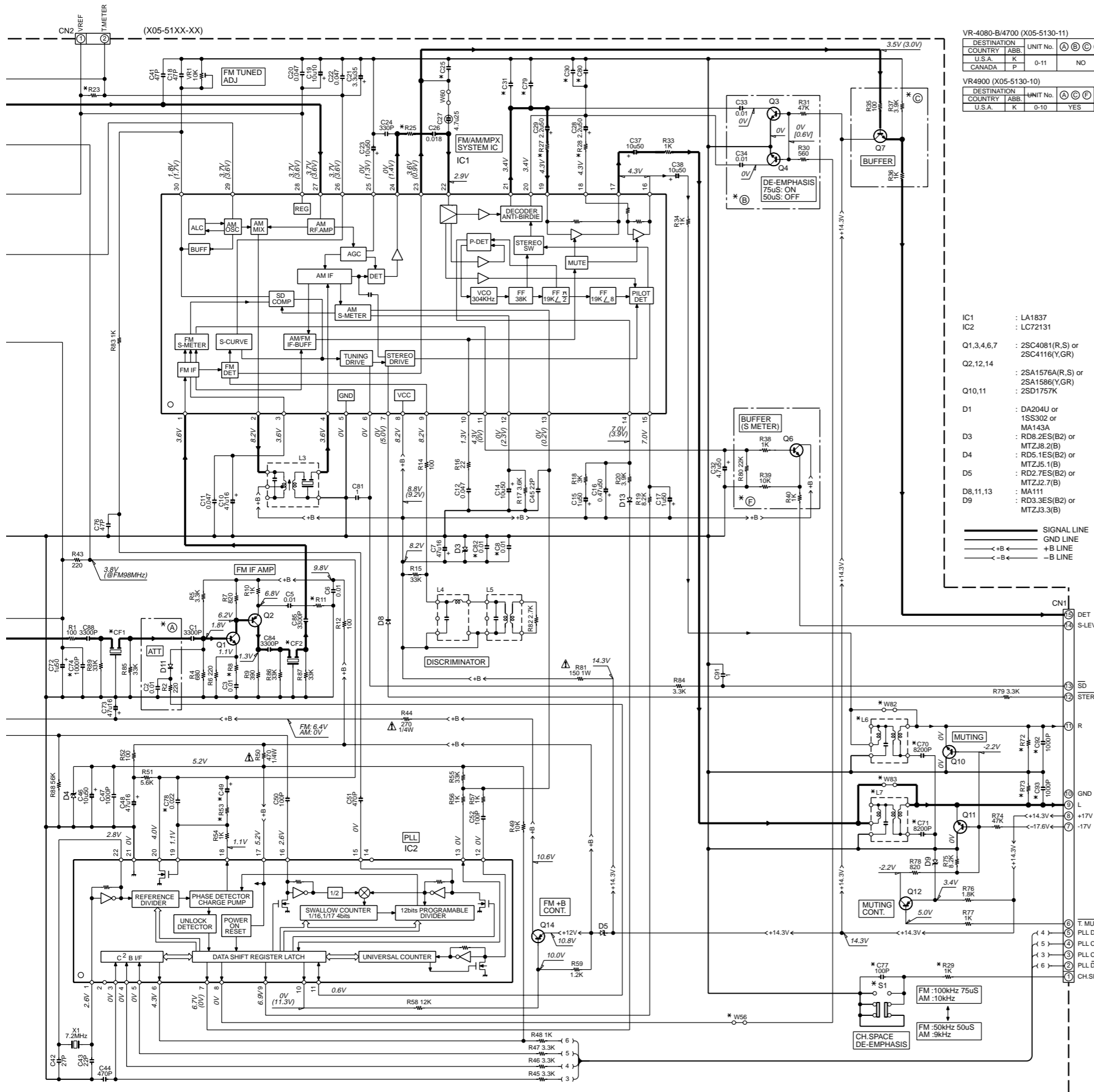
Refer to the schematic diagram for the value of resistors and capacitors.

TUNER UNIT (X05-51XX-XX)

The DC voltage is an actual reading measured with a high impedance type voltmeter as the AM/FM signal generator is specified to the conditions as shown in the list below. The measurement value may vary depending on the measuring instruments used or on the product. The value shown in () is actual reading measured in the AM mode.

MODE	CARRIER	MODULATION		ANT INPUT
		FREQUENCY	DEVIATION	
FM	98MHz	1kHz	STEREO 67.5kHz 7.5kHz(Pilot)	60dB
AM	1000(999)kHz	400Hz	MONO 30% MOD	60dB





VR-4080-B/4090-B/4700 (X08-3020-10)				
DESTINATION	UNIT	R751-	CN4	
COUNTRY	ABB.	No.	756	
U.S.A.	K	0-10	NO	NO
CANADA	P			

VR-4900 (X08-3020-11)				
DESTINATION	UNIT	R751-	CN4	
COUNTRY	ABB.	No.	756	
U.S.A.	K	0-11	YES	YES

- (X08-3032-10)
(X08-3020-10)
- IC4 : AK5383-VS
 - IC5-7 : AK4393-VF
 - IC8-13 : NJM4565MD
 - IC21 : ADSST-AUDIO035
 - IC22,23 : HY57V16160DTC
 - IC24 : 48BV008A1AKB
 - IC25 : AK4112-VF
 - IC26,27 : TC7S04F
 - IC28,29 : TC7SHU04FU
 - IC30 : TC7WH34FK
 - IC31,32 : TC74LV573FT
 - IC33 : TC7SH02F
 - IC34 : TC7SH32F
 - IC35-37 : TC7S08FU
 - IC39 : TC74VHC125F
 - IC40 : uPD784036C851
 - IC51 : uPC2933T
 - IC53 : uPC2905T
 - IC54 : uPC29L33T

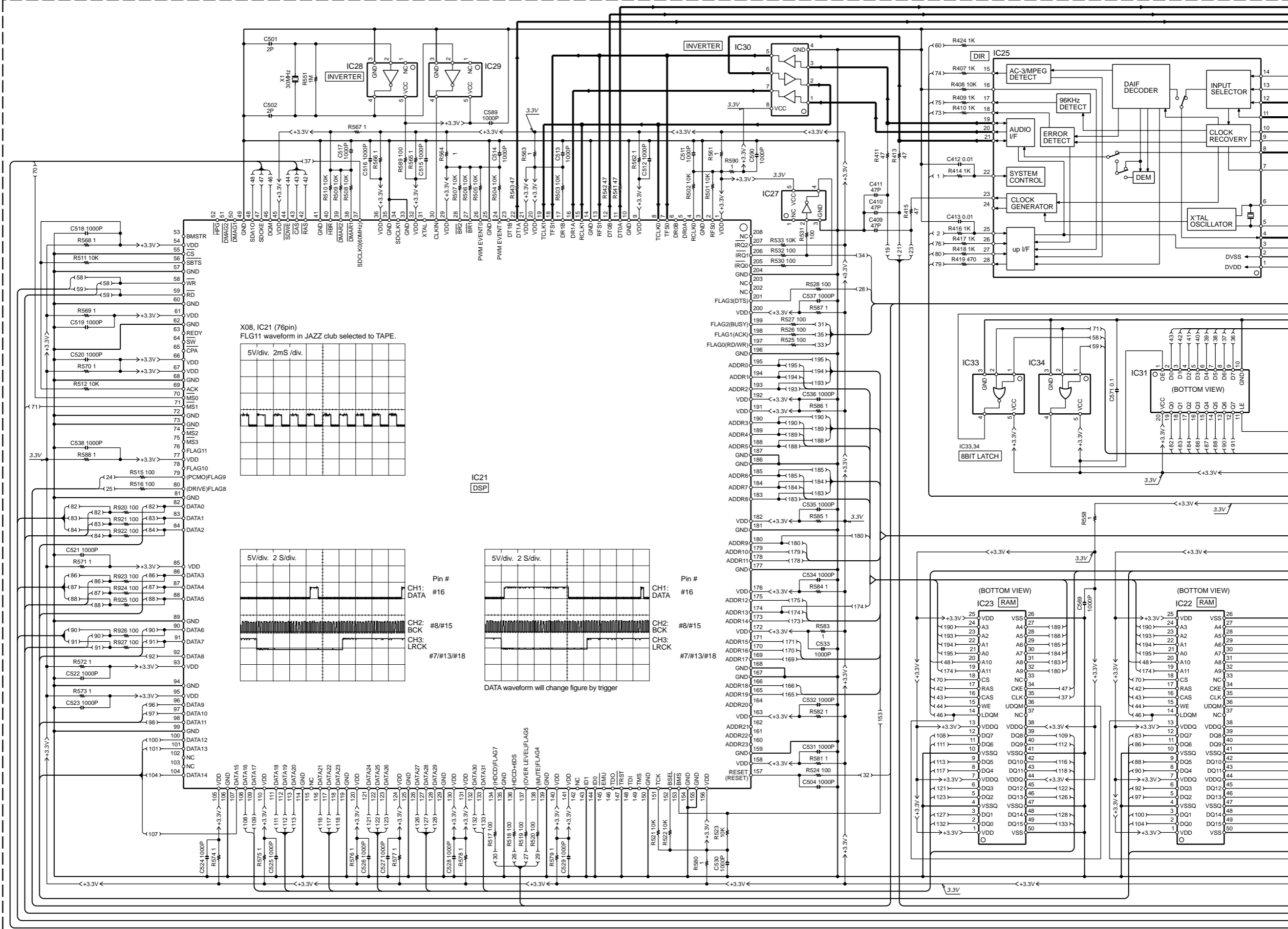
D1-5 : DA204U

CAUTION: For continued safety, replace safety critical components only with manufacturer's recommended parts (refer to parts list). Δ indicates safety critical components. For continued protection against risk of fire, replace only with same type and rating fuse(s). To reduce the risk of electric shock, leakage-current or resistance measurements shall be carried out (exposed parts are acceptably insulated from the supply circuit) before the appliance is returned to the customer.

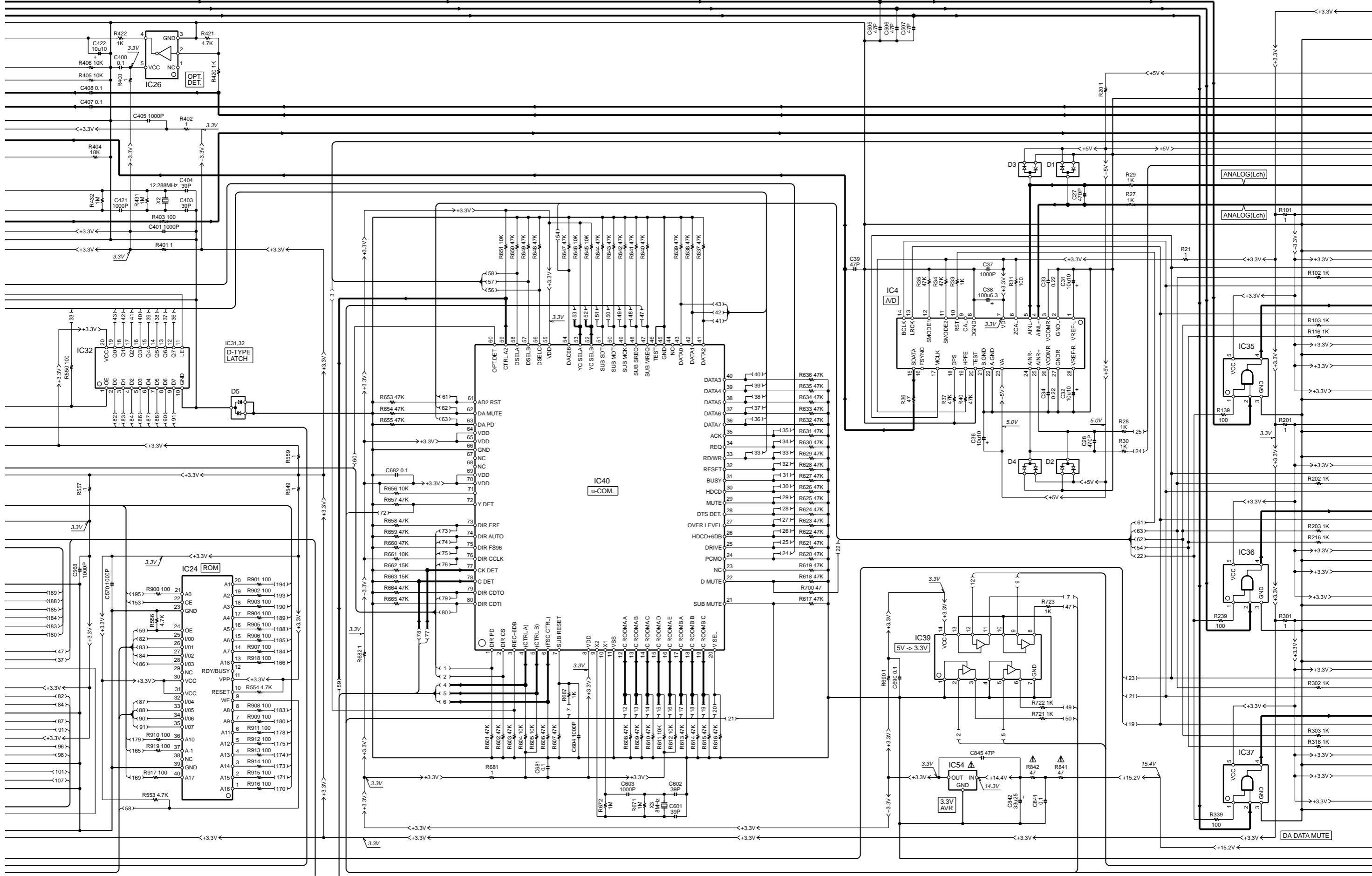
The DC voltage is an actual reading measured with a high impedance type voltmeter with a cassette loaded at playback mode. The measurement value may vary depending on the measuring instruments used or on the product. Bias circuit DC voltage is measured while in the record mode.

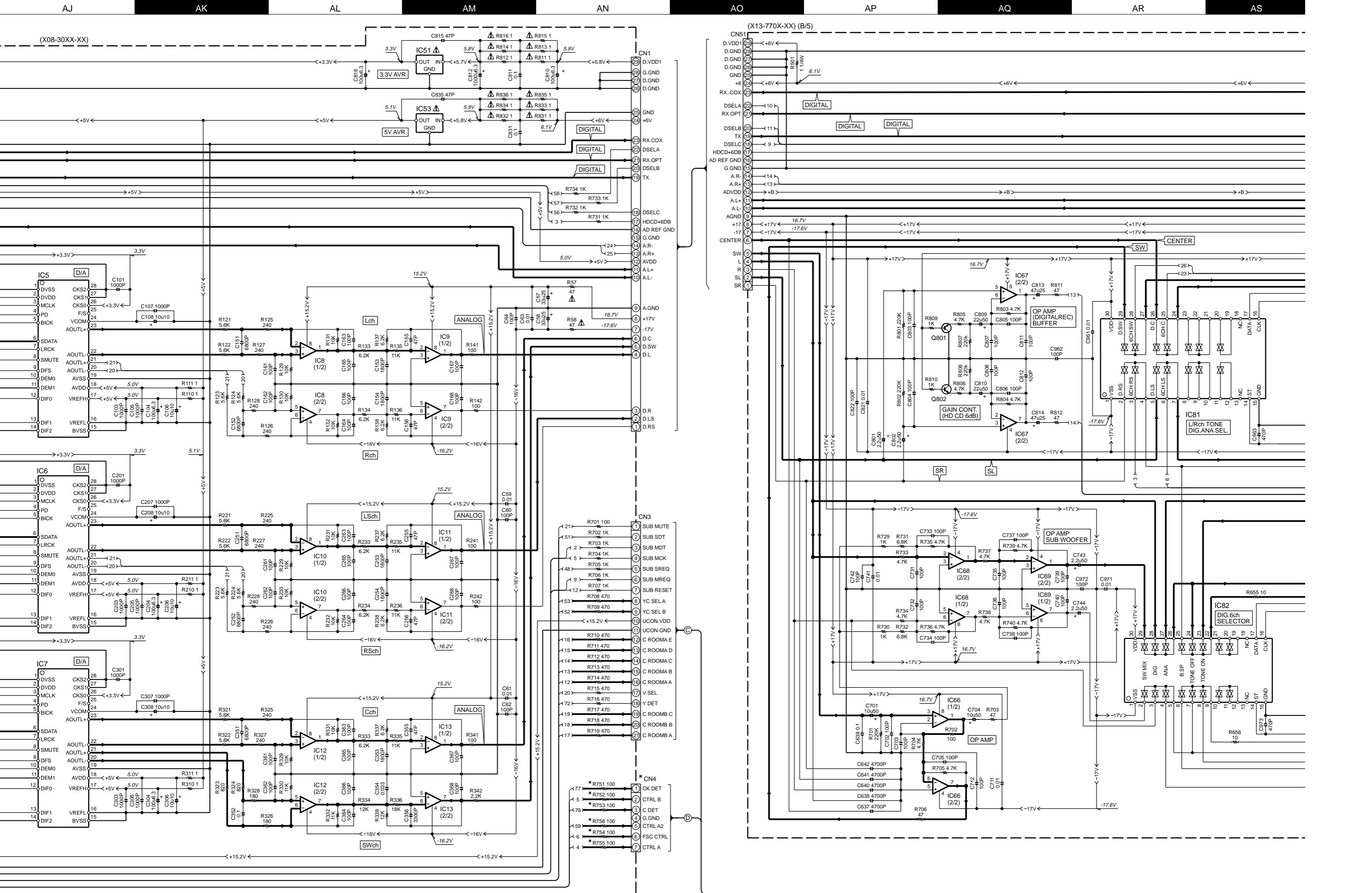
DOLBY and the double-D symbol are trademarks of Dolby Laboratories Licensing Corporation. Noise reduction circuit made under license from Dolby Laboratories Licensing Corporation.

(X08-30XX-XX)



(X08-30XX-XX)

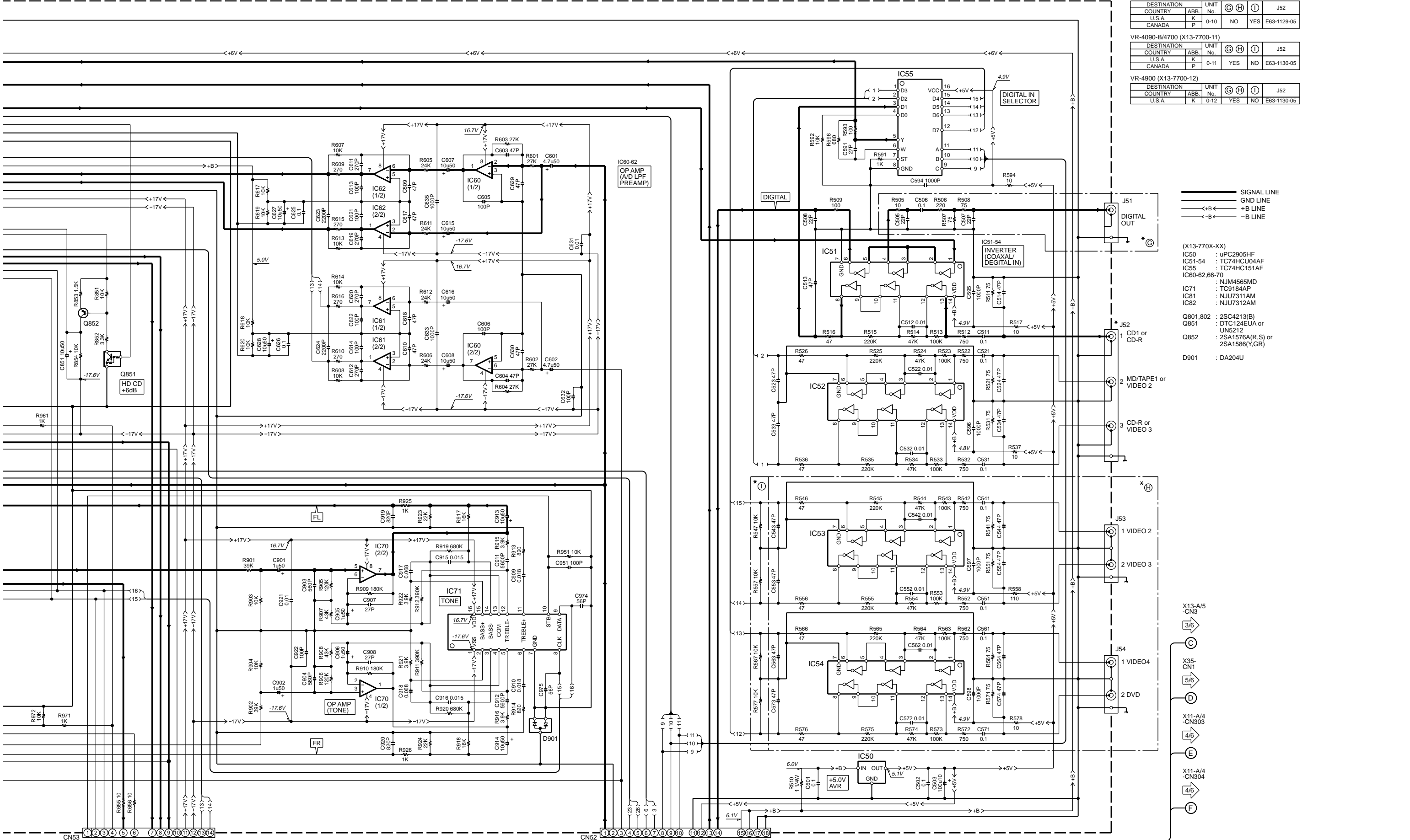




(X08-30XX-XX)

(X13-770X-XX) (B/5)

- Pinout for connector CN3:
- 1 SUB MUTE
 - 2 SUB SDT
 - 3 SUB MDT
 - 4 SUB MCK
 - 5 SUB SREQ
 - 6 SUB MREQ
 - 7 SUB RESET
 - 8 YC SEL A
 - 9 YC SEL B
 - 10 UCON.VDD
 - 11 UCON.GND
 - 12 C ROOMA E
 - 13 C ROOMA D
 - 14 C ROOMA C
 - 15 C ROOMA B
 - 16 C ROOMA A
 - 17 V SEL
 - 18 Y DET
 - 19 C ROOMB C
 - 20 C ROOMB B
 - 21 C ROOMA A
- Pinout for connector CN4:
- 1 CK DET
 - 2 CTRL B
 - 3 C DET
 - 4 G.GND
 - 5 CTRL A2
 - 6 FSC CTRL
 - 7 CTRL A



VR-4080-B (X13-7700-10)

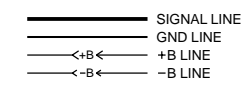
DESTINATION	COUNTRY	ABB.	UNIT No.	Ⓢ	Ⓜ	Ⓛ	J52
U.S.A.	K		0-10	NO	YES		E63-1129-05
CANADA	P						

VR-4090-B/4700 (X13-7700-11)

DESTINATION	COUNTRY	ABB.	UNIT No.	Ⓢ	Ⓜ	Ⓛ	J52
U.S.A.	K		0-11	YES	NO		E63-1130-05
CANADA	P						

VR-4900 (X13-7700-12)

DESTINATION	COUNTRY	ABB.	UNIT No.	Ⓢ	Ⓜ	Ⓛ	J52
U.S.A.	K		0-12	YES	NO		E63-1130-05



- (X13-770X-XX)
- IC50 : UPC2905HF
 - IC51-54 : TC74HCU04AF
 - IC55 : TC74HC151AF
 - IC60-62:66-70 : NJM4565MD
 - IC71 : TC9184AP
 - IC81 : NJU7311AM
 - IC82 : NJU7312AM
 - Q801,802 : 2SC4213(B)
 - Q851 : DTC124EUA or UNS512
 - Q852 : 2SA1576A(R,S) or 2SA1586(Y,G,R)
 - D901 : DA204U

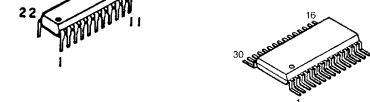
VR-4080-B/4090-B/4700/4900 (2/6)

VR-4080-B/4090-B/4700/4900

Y05-4060-10

KENWOOD

LC72131
 NJU7311AM
 NJU7312AM
 NJU7313AM



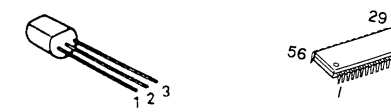
TC7S08FU
 AK4393-VF



UPC29M05HB
 UPC1687G




S-80740AL-A4
 TC7S04F



TC7SHU04FU
 BA7626F



UPC2905HF
 UPC1830GT



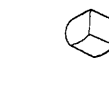
TA78057S
 UPC2933T
 UPC29L33T



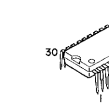
X05-513
 -CN1
 1/6
 A
 X08-
 CN3
 2/6
 C

(X13-) (D/5)
 IC1,5 : BA7649AF
 IC2 : BA7611AF
 IC3 : BA7623F
 IC4 : BA7626F
 IC6 : NJM4565MD
 Q1,2 : 2SC4213(B)
 Q3 : 2SC4081(R,S) or 2SC4116(Y,GR)
 Q4,5 : DTA124EUA or UN5112
 Q6 : DTC124EUA or UN5212
 Q7 : 2SA1576A(R,S) or 2SA1586(Y,GR)
 Q8 : 2SC4213(B)
 Q9 : DTA124EUA or UN5112
 D1 : DA204U
 D2,4 : DAP202U
 D3 : DAN202U
 D5,8 : MA111

LM431AIZ



LA1837



VR-4080-B (X13-7700-10)

DESTINATION	COUNTRY	ABB.	UNIT No.	A	B	C	D	E	F	D	C15,39,95,96,101,102	C207	IC21,28	D48	Q25,26	IC23
U.S.A.	K		0-10	NO	YES	NO	NO	0.01	NO	NO	NO	NO	YES	NO	NO	UPD784215GF570
U.S.A.	K		0-10	NO	YES	NO	NO	0.01	NO	NO	NO	NO	YES	NO	NO	UPD784215GF570
CANADA	P		0-10	NO	YES	NO	NO	0.01	NO	NO	NO	NO	YES	NO	NO	UPD784215GF570

VR-4090-B/4700 (X13-7700-11)

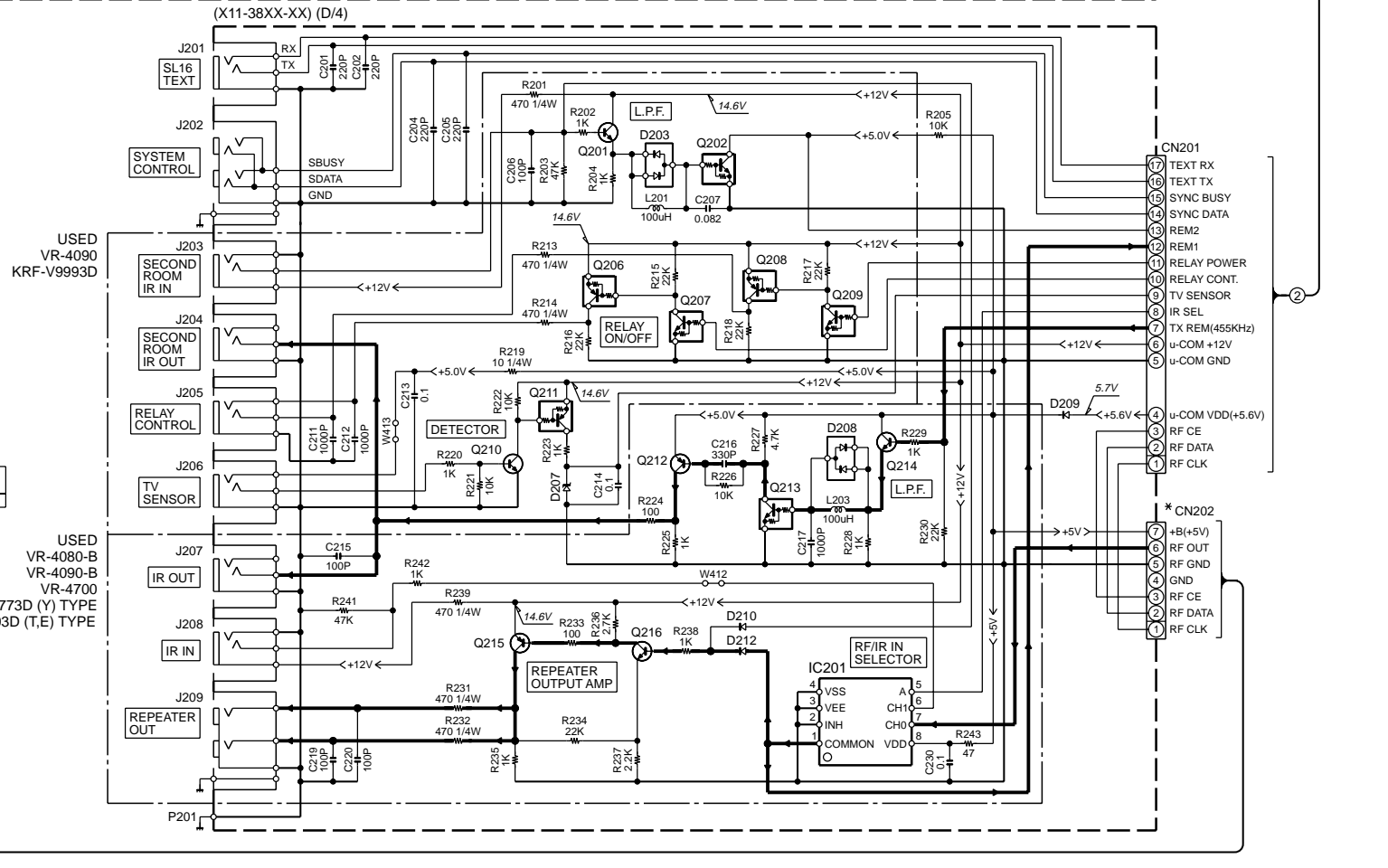
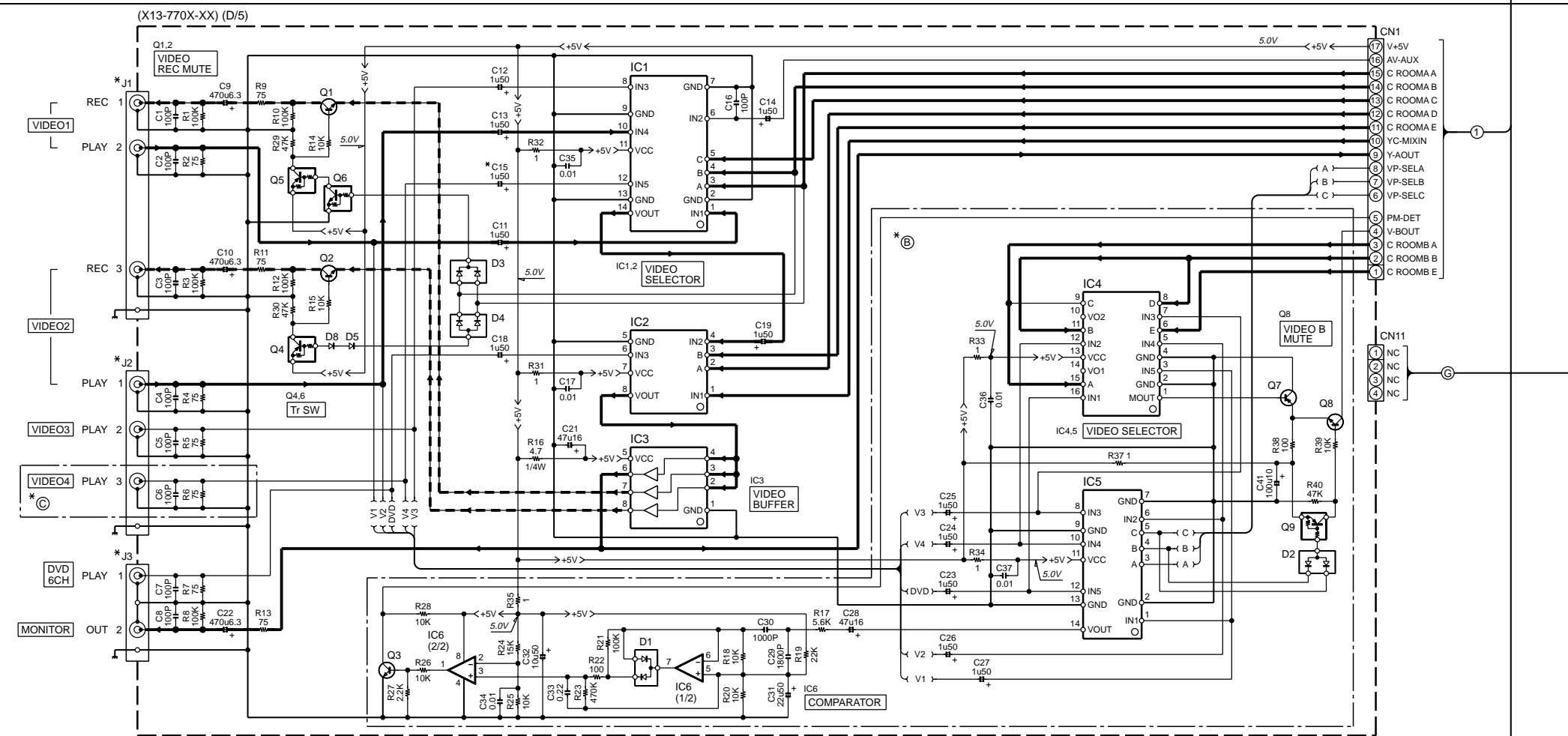
DESTINATION	COUNTRY	ABB.	UNIT No.	A	B	F	C	D	E	F	C15,39,95,96,101,102	C39	C207	IC21,28	D48	Q25,26	IC23
U.S.A.	K		0-11	NO	YES	YES	NO	0.01	NO	NO	NO	NO	NO	YES	NO	NO	UPD784215GF574
U.S.A.	K		0-11	NO	YES	YES	NO	0.01	NO	NO	NO	NO	NO	YES	NO	NO	UPD784215GF574
CANADA	P		0-11	NO	YES	YES	NO	0.01	NO	NO	NO	NO	NO	YES	NO	NO	UPD784215GF574

VR-4900 (X13-7700-12)

DESTINATION	COUNTRY	ABB.	UNIT No.	A	B	C	D	E	F	D	C15,39,95,96,101,102	C207	IC21,28	D48	Q25,26	IC23
U.S.A.	K		0-12	YES	YES	YES	NO	0.01	NO	NO	NO	NO	YES	NO	YES	UPD784215GF570
U.S.A.	K		0-12	YES	YES	YES	NO	0.01	NO	NO	NO	NO	YES	NO	YES	UPD784215GF570
U.S.A.	K		0-12	YES	YES	YES	NO	0.01	NO	NO	NO	NO	YES	NO	YES	UPD784215GF570

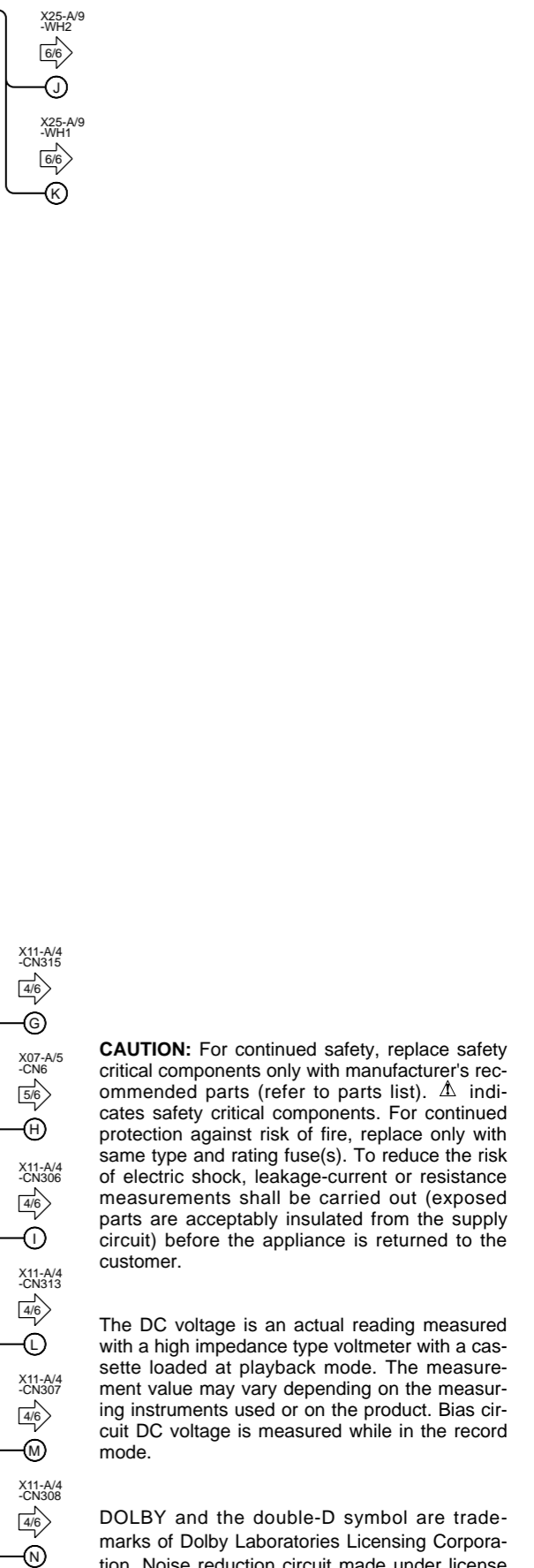
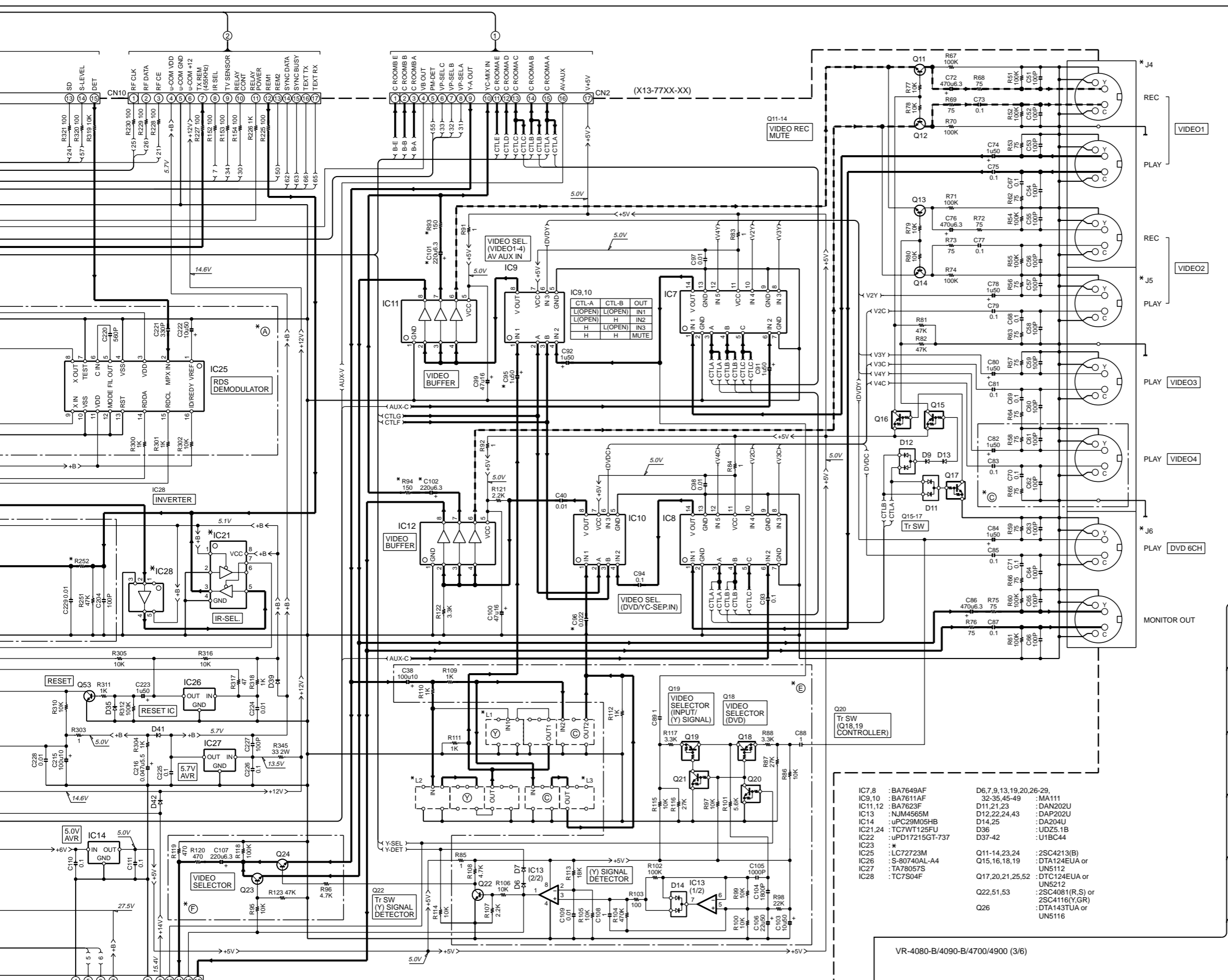
(X11-) (D/4)
 IC201 : TC4W53FU
 Q201,210,214,216 : 2SC4081(R,S) or 2SC4116(Y,GR)
 Q202,207,209,213 : DTC124EUA or UN5212
 Q206,208 : DTA124EUA or UN5112
 Q207 : DTA113ZUA or UN5119
 Q211 : 2SA1576A(R,S) or 2SA1586(Y,GR)
 D203,208 : DA204U
 D207 : UDZ5.1B
 D209 : U1BC44
 D210,212 : MA111

X05-510
 -CN1
 1/6
 B

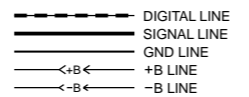


USED
 VR-4090
 KRF-V9993D
 USED
 VR-4080-B
 VR-4090-B
 VR-4700
 KRF-V7773D (Y) TYPE
 KRF-V9993D (T,E) TYPE

(X11-) (D/4)



IC7,8	:BA7649AF	D6,7,9,13,19,20,26-29,	:MA111
IC9,10	:BA7611AF	32-35,45-49	:DAN202U
IC11,12	:BA7623F	D11,21,23	:DAP202U
IC13	:NJM4565M	D12,22,24,43	:DA204U
IC14	:UPC29M05HB	D14,25	:UDZ5.1B
IC21,24	:TC7W125FU	D36	:D37-42
IC22	:uPD17215GT-737		
IC23	:*		
IC25	:LC72723M	Q11-14,23,24	:2SC4213(B)
IC26	:S-80740AL-A4	Q15,16,18,19	:DTA124EUA or UN5112
IC27	:TA78057S		:DTC124EUA or UN5212
IC28	:TC7S04F	Q17,20,21,25,52	:2SC4081(R,S) or 2SC4116(Y,GR)
		Q22,51,53	:DTA143TUA or UN5116
		Q26	



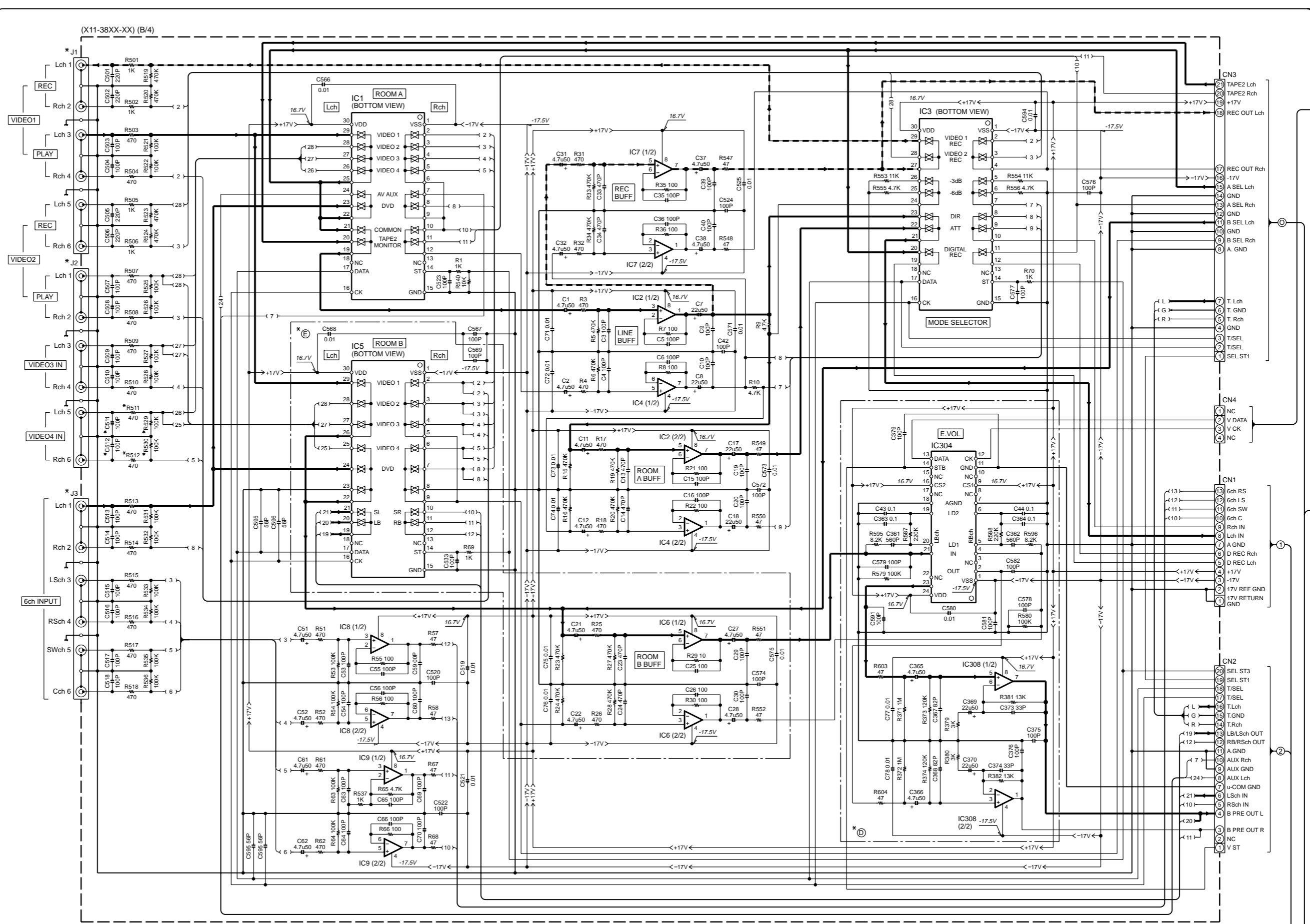
VR-4080-B/4090-B/4700/4900 (3/6)

VR-4080-B/4090-B/4700/4900

Y05-4060-10

KENWOOD

- X13-B/5 -CN53
- X13-B/5 -CN52
- X13-D/5 -CN11
- X13-A/5 -CN6
- X13-A/5 -CN12
- X13-A/5 -CN5
- X13-A/5 -CN4



2

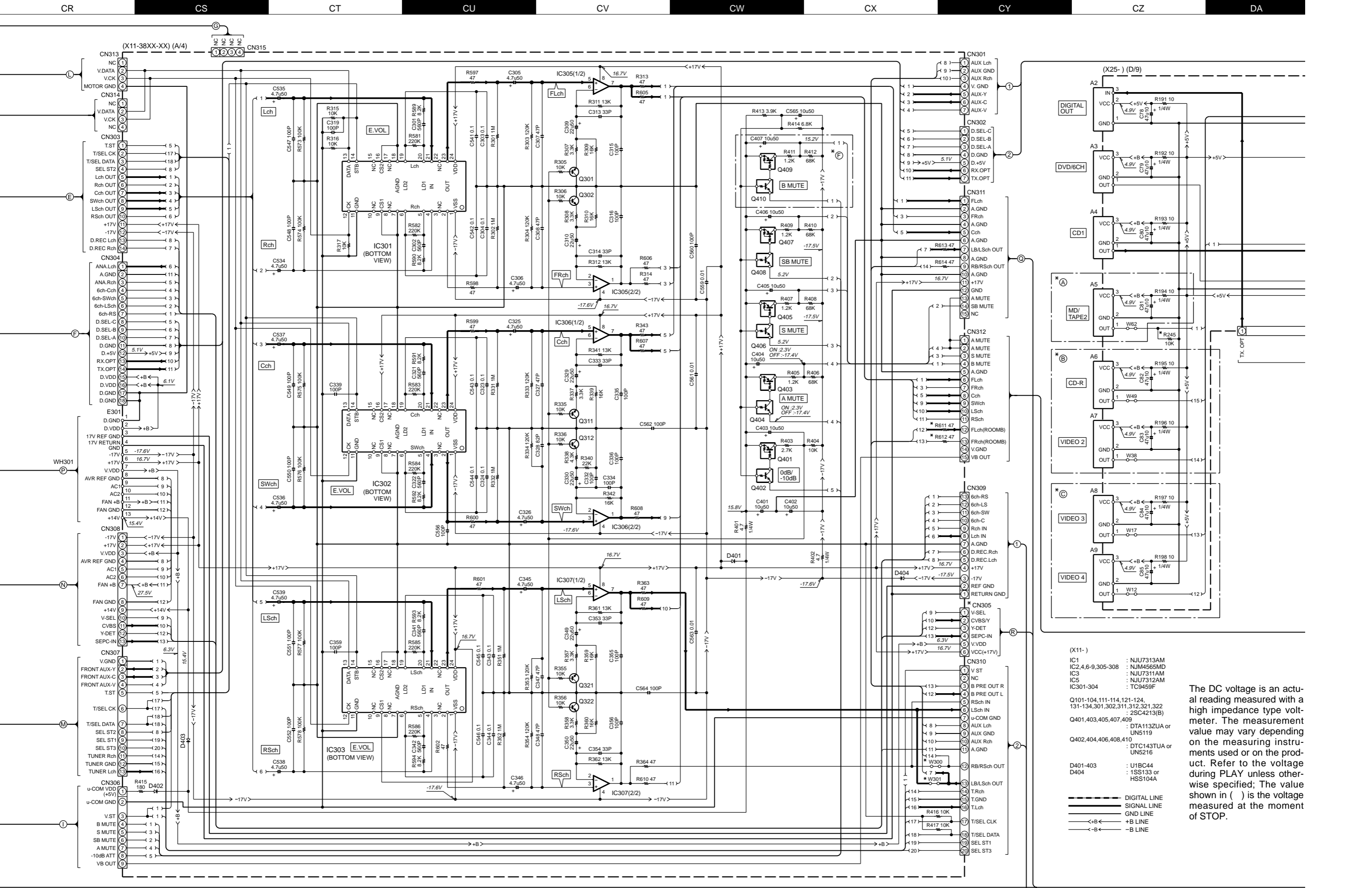
3

4

5

6

7



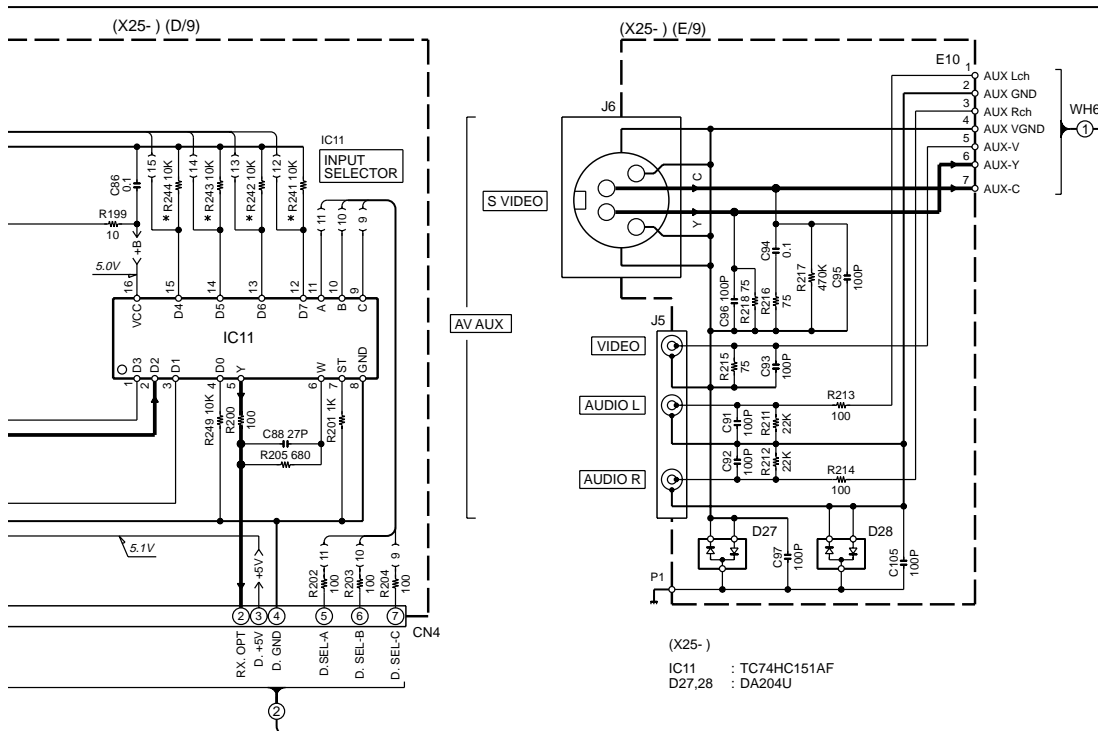
- (X11-)
- IC1 : NJU7313AM
 - IC2,4,6-9,305-308 : NJM4565MD
 - IC3 : NJU7311AM
 - IC5 : NJU7312AM
 - IC301-304 : TC9459F

- Q101-104,111-114,121-124,
131-134,301,302,311,312,321,322
: 2SC4213(B)
- Q401,403,405,407,409
: DTA1132UA or UN5119
- Q402,404,406,408,410
: DTC143TUA or UN5216

- D401-403 : U1BC44
D404 : 1SS133 or HSS104A

- DIGITAL LINE
--- SIGNAL LINE
--- GND LINE
--- +B LINE
--- -B LINE

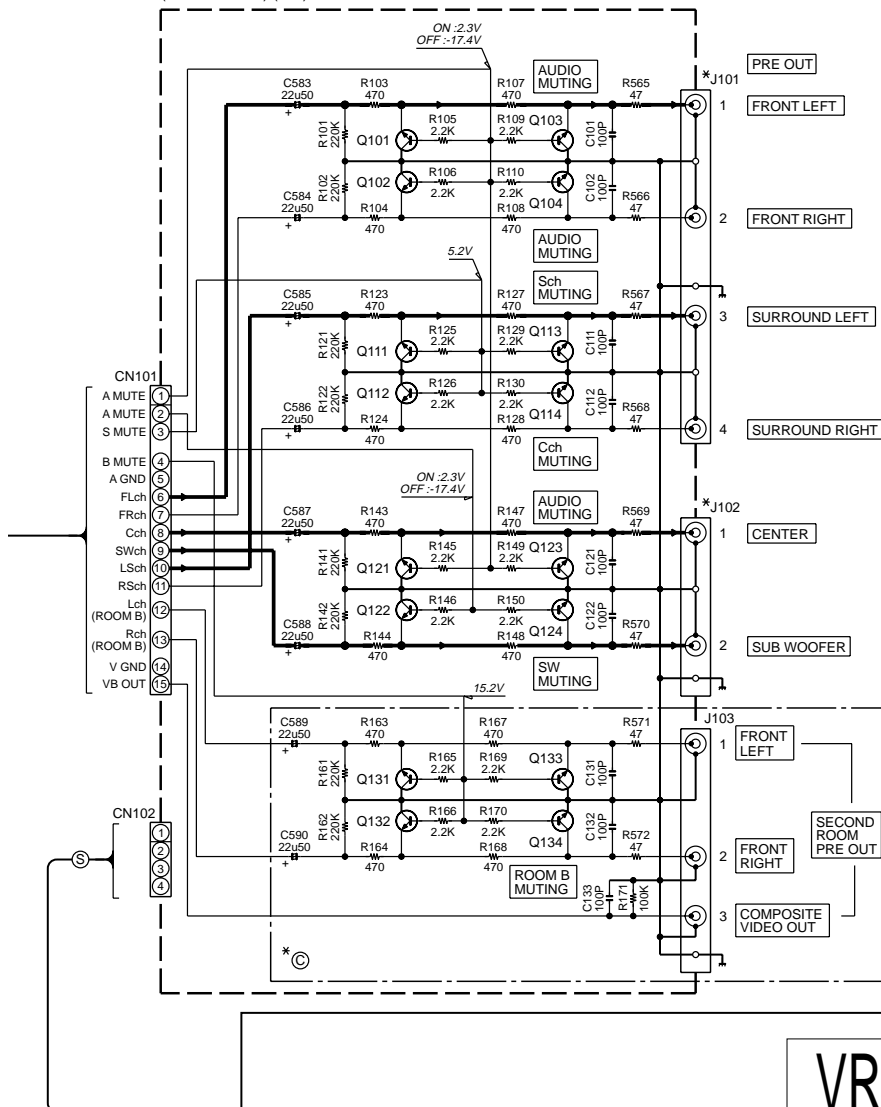
The DC voltage is an actual reading measured with a high impedance type voltmeter. The measurement value may vary depending on the measuring instruments used or on the product. Refer to the voltage during PLAY unless otherwise specified; The value shown in () is the voltage measured at the moment of STOP.



CAUTION: For continued safety, replace safety critical components only with manufacturer's recommended parts (refer to parts list). Δ indicates safety critical components. For continued protection against risk of fire, replace only with same type and rating fuse(s). To reduce the risk of electric shock, leakage-current or resistance measurements shall be carried out (exposed parts are acceptably insulated from the supply circuit) before the appliance is returned to the customer.

(X25-)
 IC11 : TC74HC151AF
 D27,28 : DA204U

(X11-38XX-XX) (C/4)



VR-4080-B (X11-3870-10)

DESTINATION	UNIT No.	C	D	E	F	R511,512,529,530,611,612	C511,512	W300,301	CN305
COUNTRY	ABB.								
U.S.A.	K							YES	NO
CANADA	P	0-10		NO		NO	NO	YES	NO

DESTINATION	UNIT No.	J1	J2	J3	J101	J102
COUNTRY	ABB.					
U.S.A.	K					
CANADA	P	E63-1164-05	E63-1163-05	E63-1114-05	E63-1116-05	E63-1118-05

VR-4090-B/4700 (X11-3870-11)

DESTINATION	UNIT No.	C	D	E	F	R511,512,529,530,611,612	R611,612	C511,512	W300,301	CN305
COUNTRY	ABB.									
U.S.A.	K					YES	NO	YES	YES	NO
CANADA	P	0-11		NO						

DESTINATION	UNIT No.	J1,2	J3	J101	J102
COUNTRY	ABB.				
U.S.A.	K				
CANADA	P	E63-1111-05	E63-1115-05	E63-1117-05	E63-1119-05

VR-4900 (X11-3870-12)

DESTINATION	UNIT No.	C	D	E	F	R511,512,529,530,611,612	C511,512	W300,301	CN305
COUNTRY	ABB.								
U.S.A.	K	0-12		YES		YES	YES	NO	YES

DESTINATION	UNIT No.	J1,2	J3	J101	J102
COUNTRY	ABB.				
U.S.A.	K	E63-1111-05	E63-1115-05	E63-1117-05	E63-1119-05

VR-4080-B (X25-6320-12)

DESTINATION	UNIT No.	A	B	C	R241-245
COUNTRY	ABB.				
U.S.A.	K				
CANADA	P	0-12		NO	YES

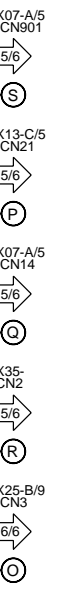
VR-4900 (X25-6320-10)

DESTINATION	UNIT No.	A	B	C	R241-245
COUNTRY	ABB.				
U.S.A.	K	0-10		YES	NO

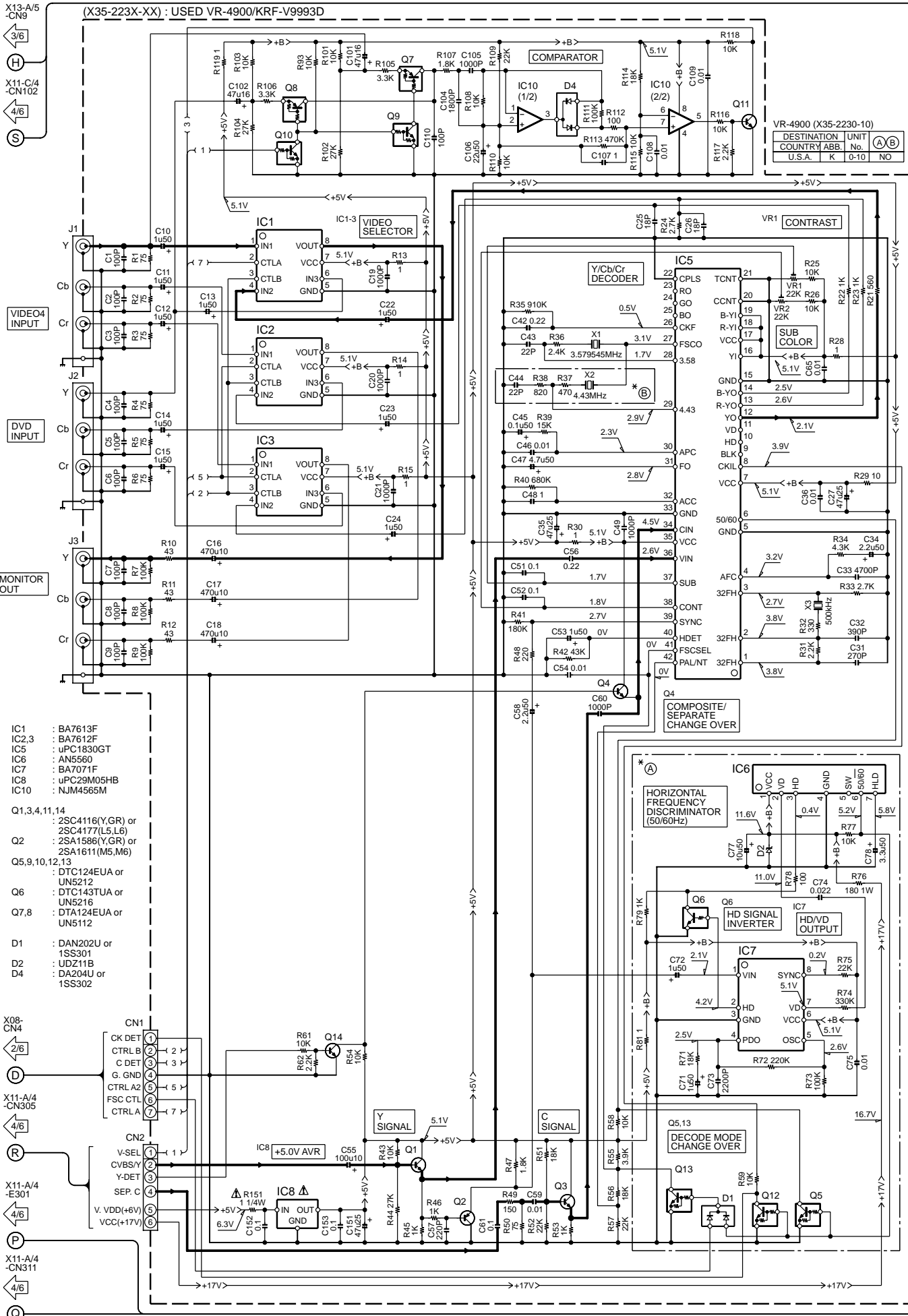
VR-4090-B/4700 (X25-6320-11)

DESTINATION	UNIT No.	A	B	C	R241-245
COUNTRY	ABB.				
U.S.A.	K	0-11		YES	NO
CANADA	P				

VR-4080-B/4090-B/4700/4900 (4/6)

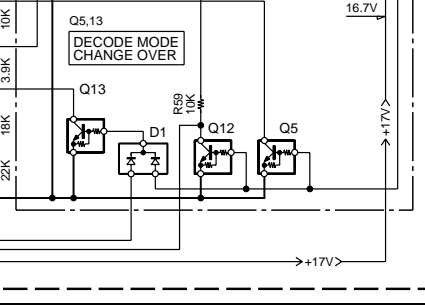
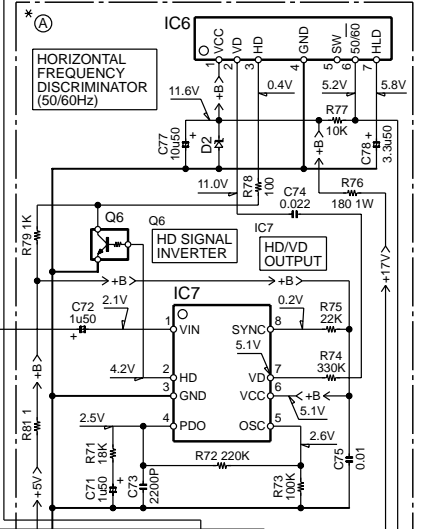
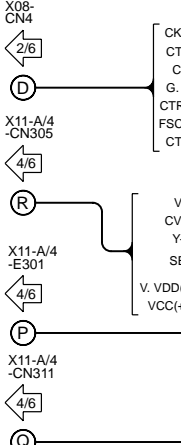


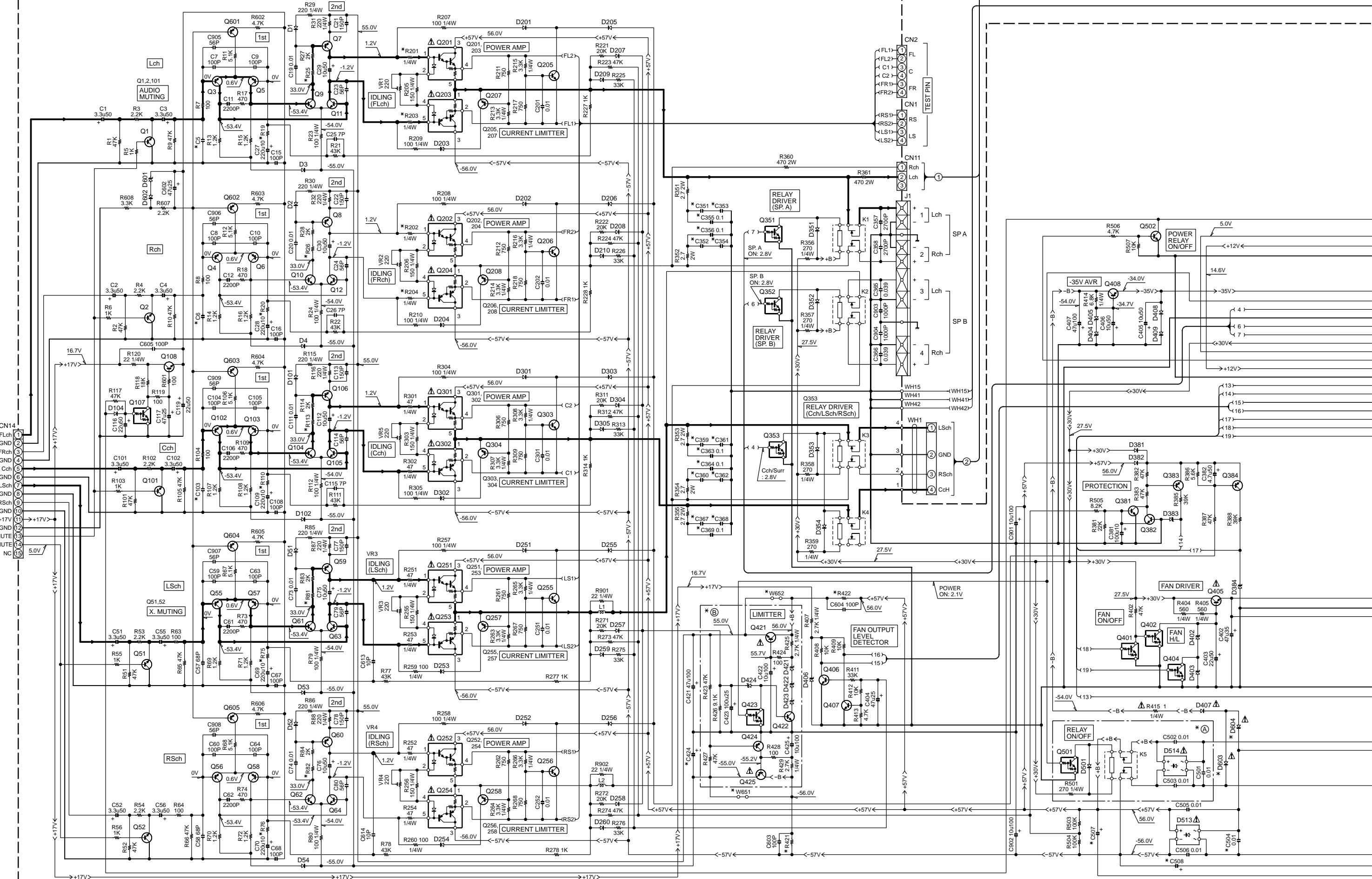
(X35-223X-XX) : USED VR-4900/KRF-V9993D

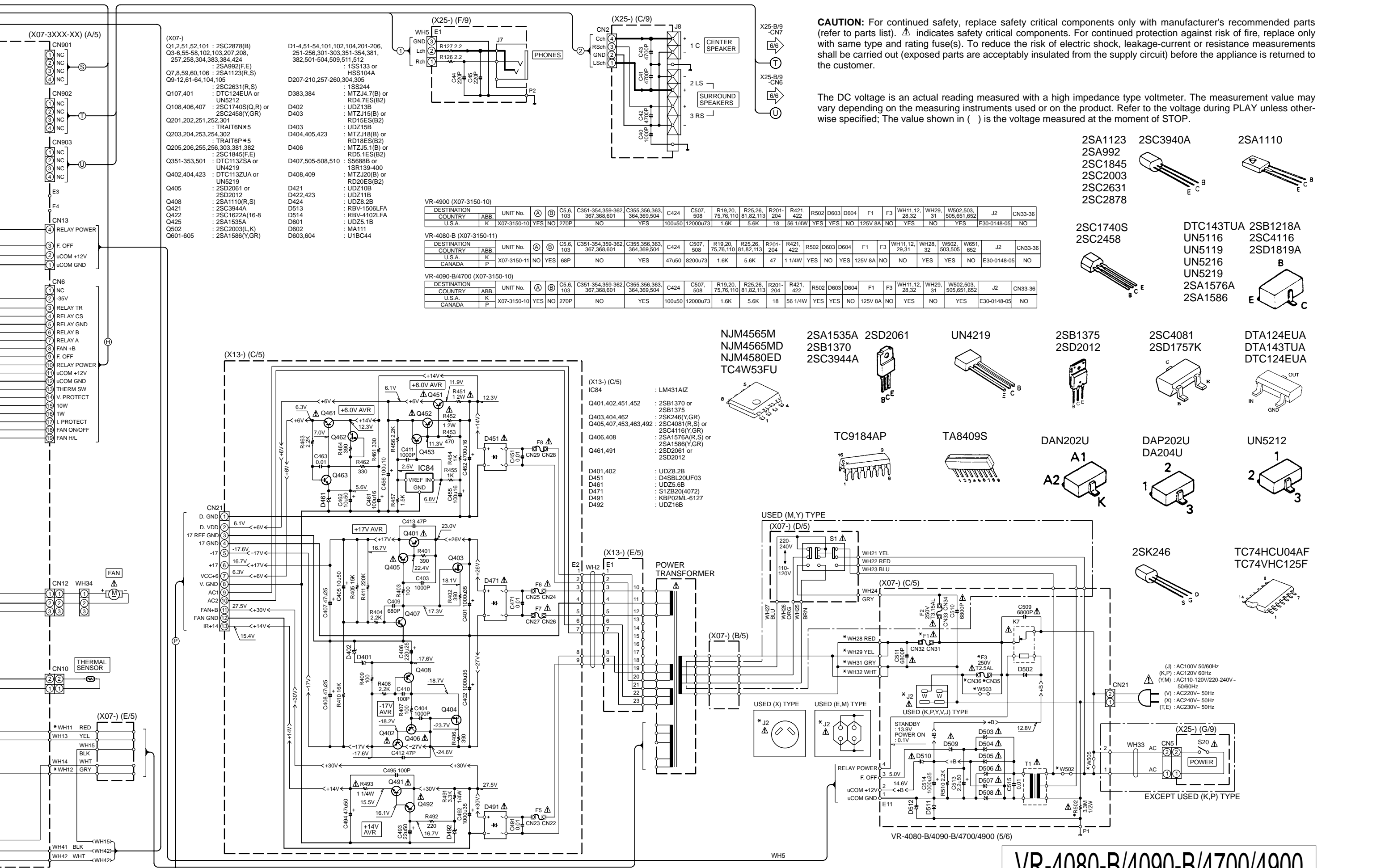


DESTINATION		UNIT	
COUNTRY	ABB.	No.	
U.S.A.	K	0-10	
			(A) (B)
			NO

- IC1 : BA7613F
- IC2,3 : BA7612F
- IC5 : uPC1830GT
- IC6 : AN5560
- IC7 : BA7071F
- IC8 : NJM4565M
- IC9 : DAN202U or 1SS301
- IC10 : uPC29M05HB
- Q1,3,4,11,14 : 2SC4116(Y,GR) or 2SC4177(L5,L6)
- Q2 : 2SA1586(Y,GR) or 2SA1611(M5,M6)
- Q5,9,10,12,13 : DTC124EUA or UN5212
- Q6 : DTC143TUA or UN5216
- Q7,8 : DTA124EUA or UN5112
- D1 : DAN202U or 1SS301
- D2 : UDZ41B
- D4 : DA204U or 1SS302







(X07-) (A/5)

Q1,2,51,52,101	: 2SC2878(B)
Q3-6,55-58,102,103,207,208,	257,258,304,383,384,424
Q7,8,59,60,106	: 2SA992(F,E)
Q9-12,61-64,104,105	: 2SA1123(R,S)
Q107,401	: TRAIT6N*5
Q108,406,407	: 2SC2631(R,S)
Q201,202,251,252,301	: DTC124EUA or UN5212
Q203,204,253,254,302	: 2SC1740S(Q,R) or 2SC2458(Y,GR)
Q205,206,255,256,303,381,382	: 2SC1845(F,E)
Q351-353,501	: DTC113ZSA or UN4219
Q402,404,423	: DTC113ZUA or UN5219
Q405	: 2SD2061 or 2SD2012
Q408	: 2SA1110(R,S)
Q421	: 2SC3944A
Q422	: 2SC1622A(16-8
Q425	: 2SA1535A
Q502	: 2SC2003(L,K)
Q601-605	: 2SA1586(Y,GR)

(X25-) (F/9)

D1-4,51-54,101,102,104,201-206,	251-256,301-303,351-354,381,	382,501-504,509,511,512
D207-210,257-260,304,305	: 1SS133 or HSS104A	
D383,384	: 1SS244	
D402	: MTZJ4.7(B) or RD4.7ES(B2)	
D403	: UDZ13B	
D403	: MTZJ15(B) or RD15ES(B2)	
D404,405,423	: UDZ15B	
D406	: MTZJ18(B) or RD18ES(B2)	
D407,505-508,510	: S5688B or 1SR139-400	
D408,409	: MTZJ20(B) or RD20ES(B2)	
D421	: UDZ10B	
D422,423	: UDZ11B	
D424	: UDZ8.2B	
D513	: RBV-1506LFA	
D514	: RBV-4102LFA	
D601	: UDZ5.1B	
D602	: MA111	
D603,604	: U1BC44	

VR-4900 (X07-3150-10)

DESTINATION	UNIT No.	(A)	(B)	C5,6,103	C351-354,359-362,367,368,601	C355,356,363,364,369,504	C424	C507,508	R19,20,75,76,110	R25,26,81,82,113	R201-204	R421,422	R502	D603	D604	F1	F3	WH11,12,28,32	WH29,31	W502,503,505,651,652	J2	CN33-36	
U.S.A.	K	X07-3150-10	YES	NO	270P	NO	NO	100u50	12000u73	1.6K	5.6K	18	56 1/4W	YES	YES	NO	125V 8A	NO	NO	YES	NO	E30-0148-05	NO

VR-4080-B (X07-3150-11)

DESTINATION	UNIT No.	(A)	(B)	C5,6,103	C351-354,359-362,367,368,601	C355,356,363,364,369,504	C424	C507,508	R19,20,75,76,110	R25,26,81,82,113	R201-204	R421,422	R502	D603	D604	F1	F3	WH11,12,28,32	WH28,32	W502,503,505,652	W651,652	J2	CN33-36
U.S.A.	K	X07-3150-11	NO	YES	68P	NO	NO	47u50	8200u73	1.6K	5.6K	47	1 1/4W	YES	NO	YES	125V 8A	NO	NO	YES	NO	E30-0148-05	NO

VR-4090-B/4700 (X07-3150-10)

DESTINATION	UNIT No.	(A)	(B)	C5,6,103	C351-354,359-362,367,368,601	C355,356,363,364,369,504	C424	C507,508	R19,20,75,76,110	R25,26,81,82,113	R201-204	R421,422	R502	D603	D604	F1	F3	WH11,12,28,32	WH29,31	W502,503,505,651,652	W651,652	J2	CN33-36	
U.S.A.	K	X07-3150-10	YES	NO	270P	NO	NO	100u50	12000u73	1.6K	5.6K	18	56 1/4W	YES	YES	NO	125V 8A	NO	YES	NO	YES	NO	E30-0148-05	NO

CAUTION: For continued safety, replace safety critical components only with manufacturer's recommended parts (refer to parts list). Δ indicates safety critical components. For continued protection against risk of fire, replace only with same type and rating fuse(s). To reduce the risk of electric shock, leakage-current or resistance measurements shall be carried out (exposed parts are acceptably insulated from the supply circuit) before the appliance is returned to the customer.

The DC voltage is an actual reading measured with a high impedance type voltmeter. The measurement value may vary depending on the measuring instruments used or on the product. Refer to the voltage during PLAY unless otherwise specified; The value shown in () is the voltage measured at the moment of STOP.

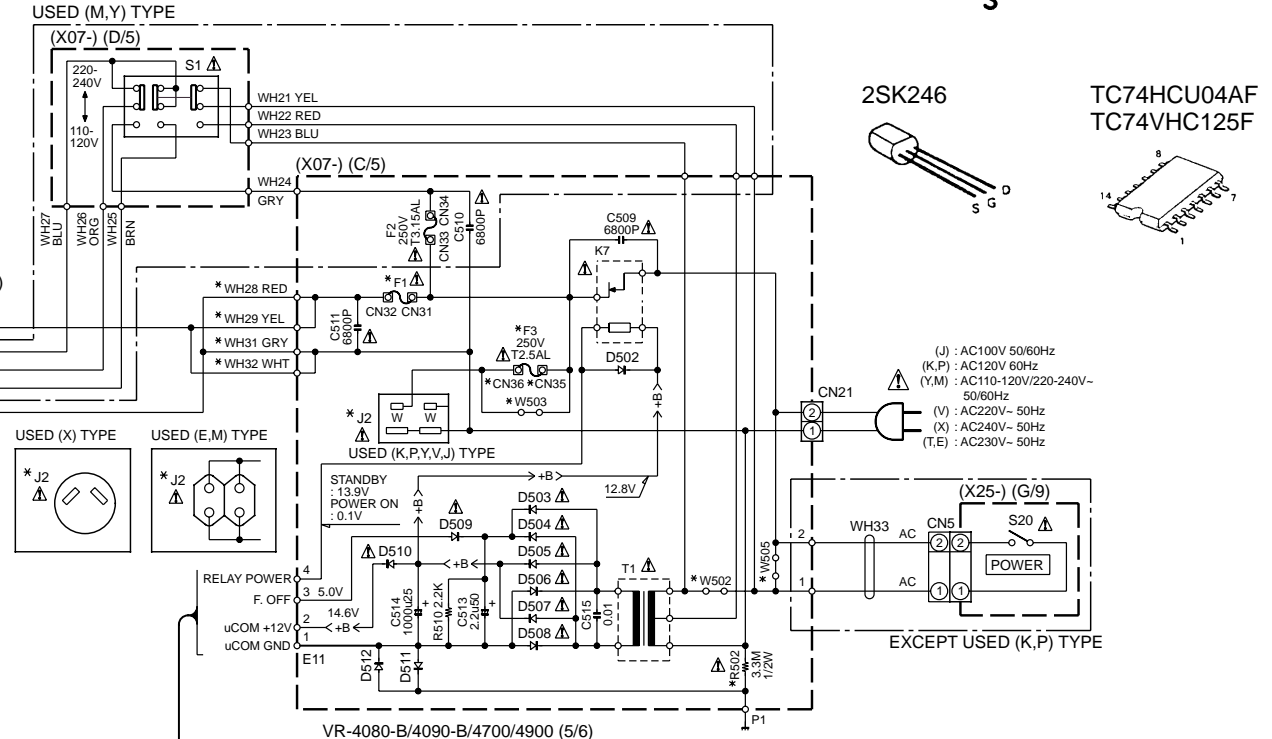
- 2SA1123
- 2SA992
- 2SC1845
- 2SC2003
- 2SC2631
- 2SC2878
- 2SC3940A
- 2SA1110

- 2SC1740S
- 2SC2458
- DTC143TUA
- UN5116
- UN5119
- UN5216
- UN5219
- 2SA1576A
- 2SA1586
- 2SB1218A
- 2SC4116
- 2SD1819A

- NJM4565M
- NJM4565MD
- NJM4580ED
- TC4W53FU
- 2SA1535A
- 2SB1370
- 2SC3944A
- 2SD2061
- UN4219
- 2SB1375
- 2SD2012
- 2SC4081
- 2SD1757K
- DTA124EUA
- DTA143TUA
- DTC124EUA

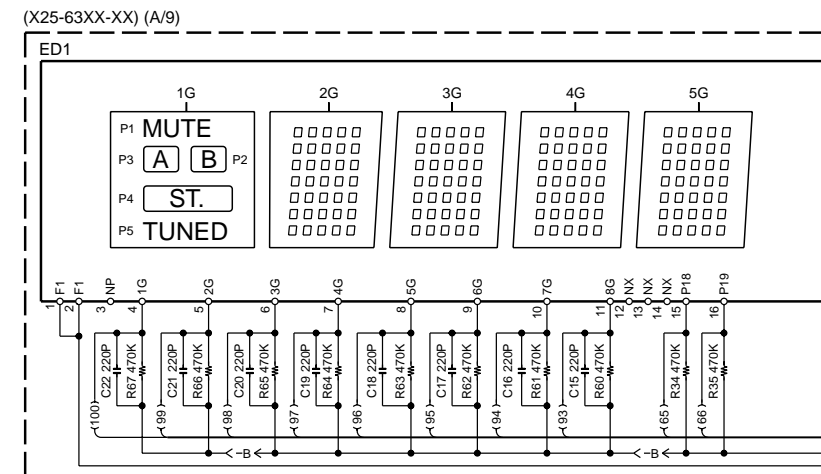
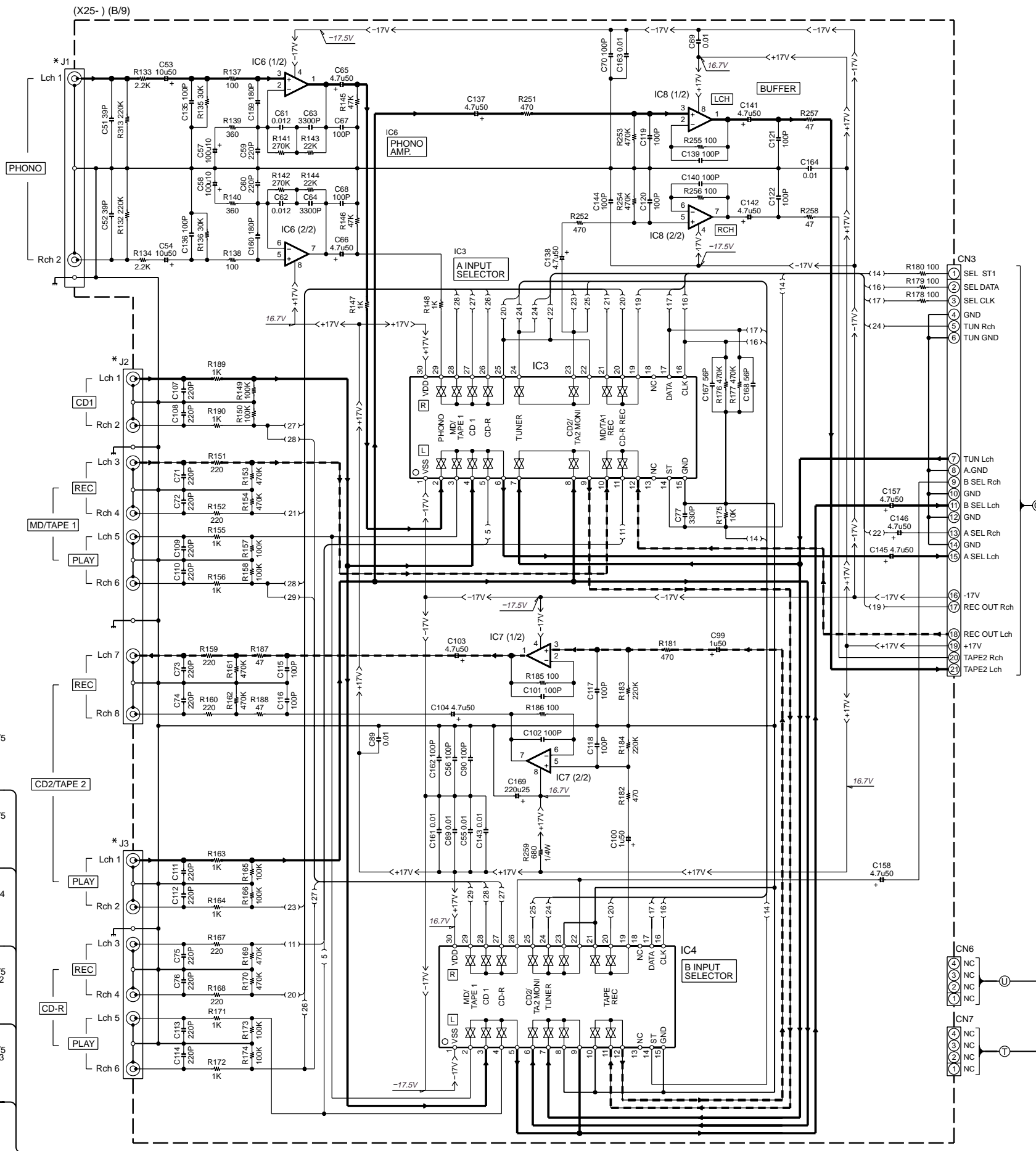
- TC9184AP
- TA8409S
- DAN202U
- DAP202U
- DA204U
- UN5212

- 2SK246
- TC74HCU04AF
- TC74VHC125F



VR-4080-B/4090-B/4700/4900

Y05-4060-10



VR-4080-B (X25-6320-12)

DESTINATION	COUNTRY	ABB.	UNIT No.	R6	R82-85	R91,92,107-110,116,117,118,125,128	C28,29,30	D11	D15-18,24,25	D29	IC2
U.S.A.	K		0-12	150	270	NO	NO	B30-2548 (GREEN)	B30-2573(RED)	NO	NO
CANADA	P										

VR-4090-B/4700 (X25-6320-11)

DESTINATION	COUNTRY	ABB.	UNIT No.	R6	R82-85	R91,92,107-110,116,117,118,125,128	C28,29,30	D11	D15-18,24,25	D29	IC2
U.S.A.	K		0-11	150	270	NO	NO	B30-2548 (GREEN)	B30-2573(RED)	NO	NO
CANADA	P										

VR-4900 (X25-6320-10)

DESTINATION	COUNTRY	ABB.	UNIT No.	R6	R82-85	R107-110,116,91,92,117,125,128	R118	C28	C29,30	D11,15-18,24,25	D29	IC2
U.S.A.	K		0-10	220	YES	NO	NO	YES	YES	B30-2571 (BLUE)	YES	YES

VR-4900 (X25-6320-10)

DESTINATION	COUNTRY	ABB.	UNIT No.	CN1	A1	S18	W107-109,159,188,189,215	J1	J2	J3
U.S.A.	K			NO	NO	NO	NO	E63-1109 (GOLD)	E63-1113 (GOLD)	E63-1111 (GOLD)
CANADA	P									

VR-4900 (X25-6320-10)

DESTINATION	COUNTRY	ABB.	UNIT No.	CN1	A1	S18	W107-109,159,188,189,215	J1	J2	J3	
U.S.A.	K			YES	NO	YES	NO	YES	E63-1109 (GOLD)	E63-1113 (GOLD)	E63-1111 (GOLD)

VR-4900 (X25-6320-10)

DESTINATION	COUNTRY	ABB.	UNIT No.	CN1	A1	S18	W107-109,159,188,189,215	J1	J2	J3	
U.S.A.	K			YES	NO	YES	NO	YES	E63-1109 (GOLD)	E63-1113 (GOLD)	E63-1111 (GOLD)

- IC1 : UPD780204-038
- IC2 : TA8409S
- IC3 : NJU7313AM
- IC4 : NJU7312AM
- IC6 : NJM4580ED
- IC7,8 : NJM4565MD

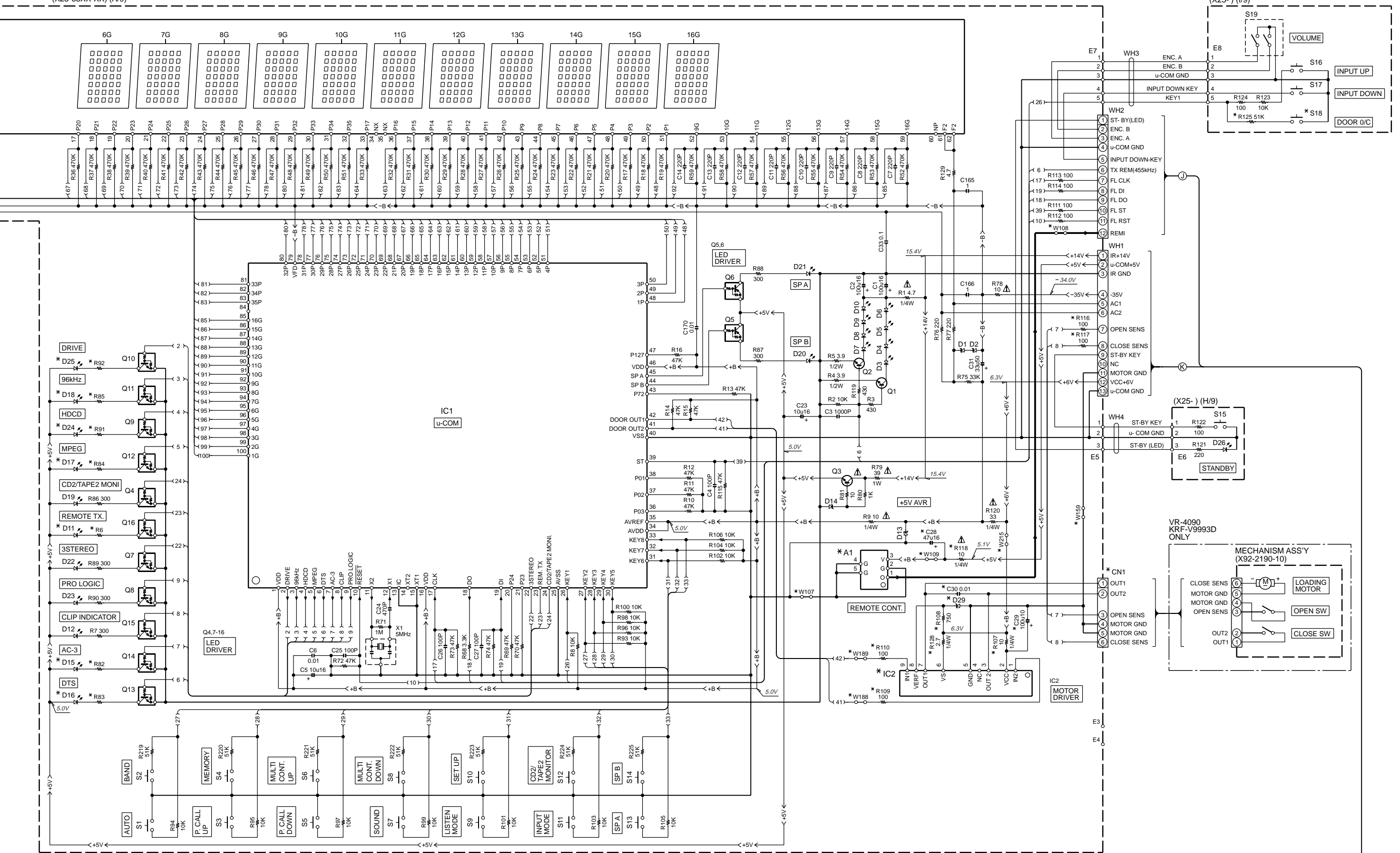
- DIGITAL LINE
- SIGNAL LINE
- GND LINE
- ←+B← +B LINE
- ←-B← -B LINE

- Q1-3 : 2SC3940A(R,S)
- Q4,7-16 : DTC124EUA or UN5212
- Q5,6 : DTA124EUA or UN5112

- D1,2,29 : MTZJ3.3(B) or RD3.3ES(B2)
- D3-10 : B30-2532-05
- D11 : *
- D12,19-23 : B30-2430-05
- D13 : MTZJ5.1(B) or RD5.1ES(B2)
- D14 : MTZJ5.6(B) or RD5.6ES(B2)
- D15-18,24,25 : *
- D26 : B30-2573-05
- ED1 : 16-MT-62GK

CAUTION: For continued safety, replace safety critical components only with manufacturer's recommended parts (refer to parts list). ⚠ indicates safety critical components. For continued protection against risk of fire, replace only with same type and rating fuse(s). To reduce the risk of electric shock, leakage-current or resistance measurements shall be carried out (exposed parts are acceptably insulated from the supply circuit) before the appliance is returned to the customer.

The DC voltage is an actual reading measured with a high impedance type voltmeter. The measurement value may vary depending on the measuring instruments used or on the product. Refer to the voltage during PLAY unless otherwise specified; The value shown in () is the voltage measured at the moment of STOP.



VR-4080/4080-B/4090-B/4700/4900 (6/6)

VR-4080-B/4090-B/4700/4900

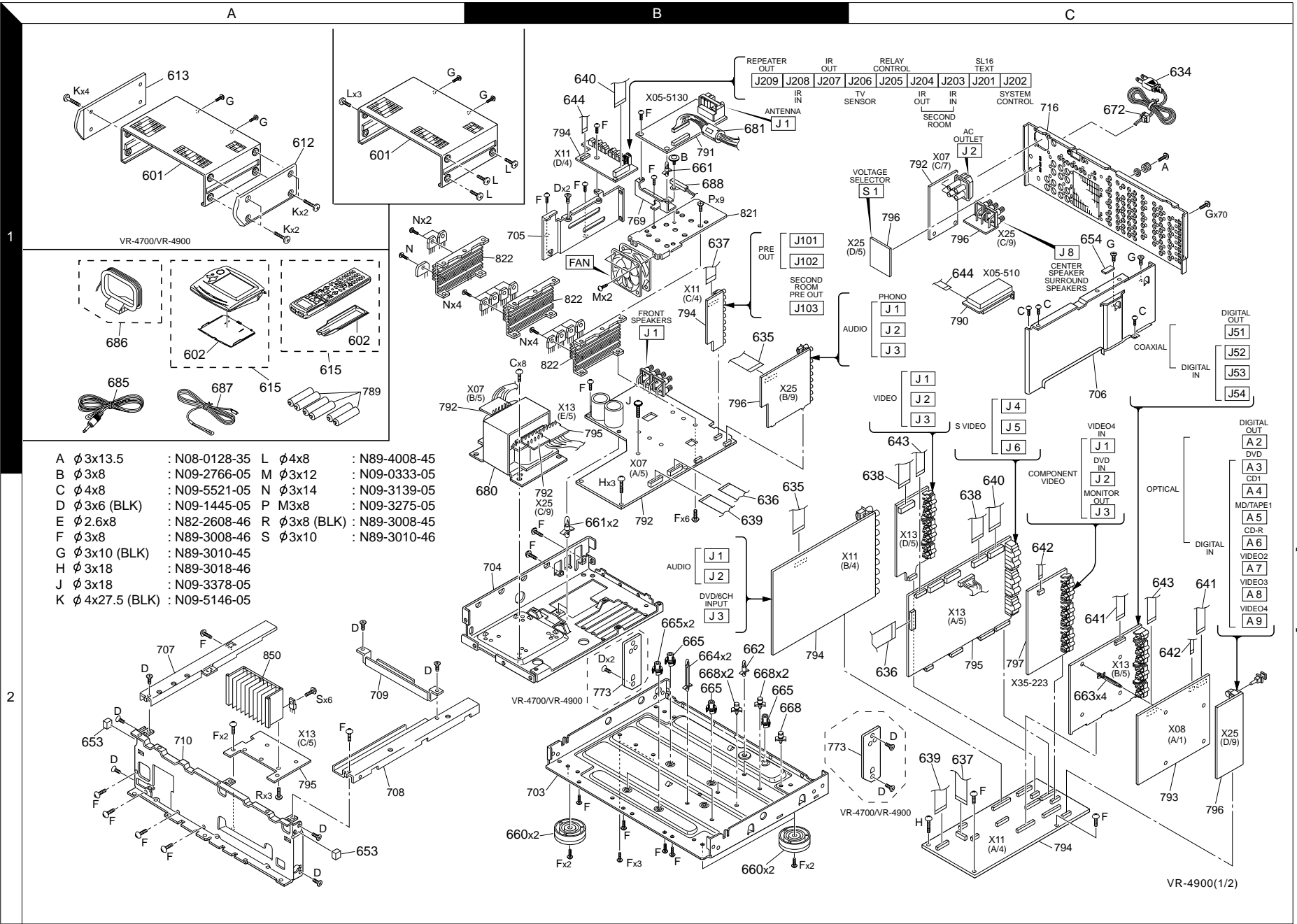
Y05-4060-10

KENWOOD

Parts with exploded numbers larger than 700 are not supplied.

EXPLODED VIEW (UNIT)

VR-4080-B/4090-B/4700/4900



D

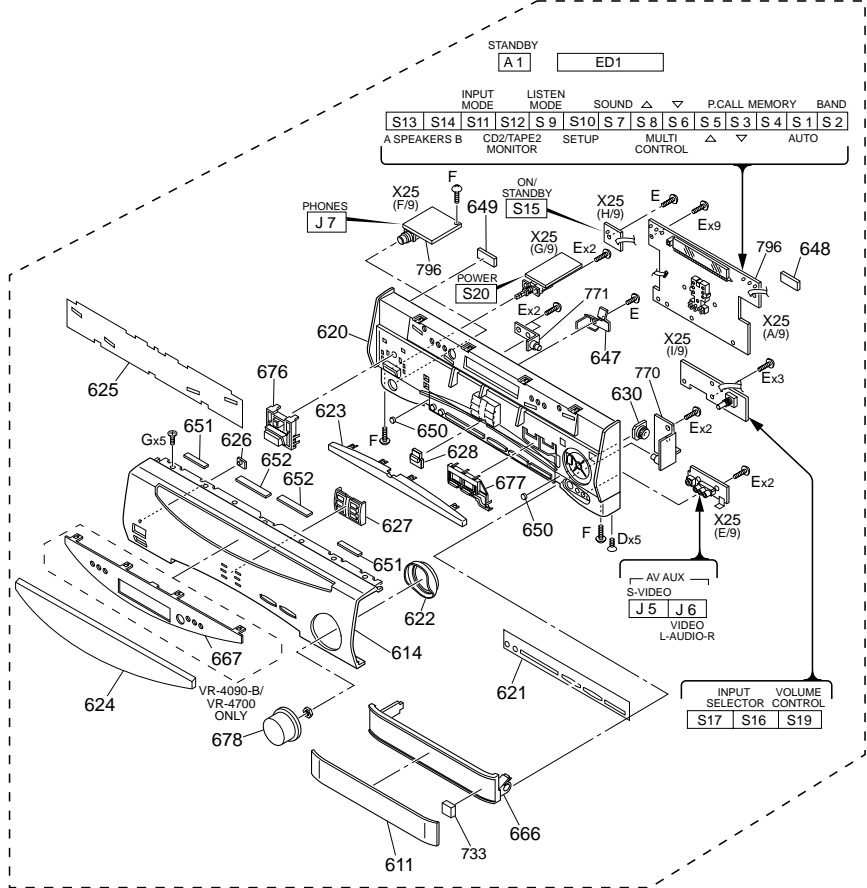
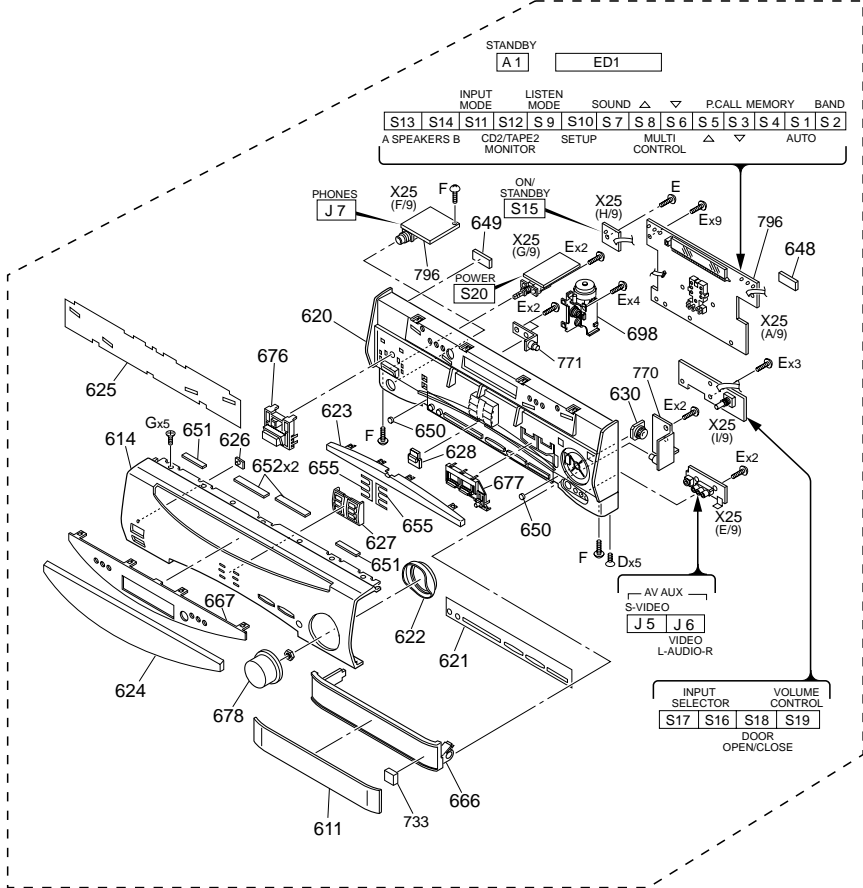
E

F

- D ϕ 3x6 (BLK) : N09-1445-05
- E ϕ 2.6x8 : N82-2608-46
- F ϕ 3x8 : N89-3008-46

VR-4900

VR-4080-B/VR-4090-B/VR-4700



VR-4900,VR-4080-B/VR-4090-B(2/2)

* New Parts
Parts without **Parts No.** are not supplied.
Les articles non mentionnés dans le **Parts No.** ne sont pas fournis.
Teile ohne **Parts No.** werden nicht geliefert.

CS

1

Ref. No	Add-ress	New Parts	Parts No.	Description	Desti-nation	Re-marks
VR-4080-B						
601	1A	*	A01-3748-11	METALLIC CABINET		
602	1A	*	A09-1166-08	BATTERY COVER		
611	2F	*	A29-1085-13	PANEL		
614	2F	*	A60-1783-02	PANEL		
615	1A	*	A70-1312-05	REMOTE CONTROLLER (RC-R0911)		
620	1F	*	B01-0541-11	PANEL ESCUTCHEON		
621	2F	*	B03-3860-03	DRESSING PLATE		
622	2F	*	B07-2496-04	ESCUTCHEON		
623	1F	*	B10-3569-02	FRONT GLASS		
624	2E	*	B10-3570-03	FRONT GLASS		
625	1E	*	B11-1501-03	COLOR FILTER		
626	1E	*	B12-0390-04	INDICATOR		
627	2F	*	B12-0391-14	INDICATOR		
628	1F	*	B12-0392-04	INDICATOR		
-			B46-0330-03	WARRANTY CARD	K	
-			B46-0347-03	WARRANTY CARD	P	
-		*	B46-0351-00	QUESTIONNAIRE CARD	K	
-			B58-0964-13	CAUTION CARD (UL)	K	
-			B58-0967-03	CAUTION CARD (PL)	P	
-		*	B60-4487-00	INSTRUCTION MANUAL(EN)		
-		*	B60-4488-00	INSTRUCTION MANUAL(FR)	P	
-		*	B60-4645-00	INSTRUCTION MANUAL(EN)		
-		*	B60-4646-00	INSTRUCTION MANUAL(FR)	P	
630	1F	*	D39-0347-05	DAMPER		
△ 634	1C	*	E30-2909-05	AC POWER CORD		
635	1B,2B	*	E35-2481-05	FLAT CABLE 21P,80MM		
636	2B,2C	*	E35-2482-05	FLAT CABLE 19P,220MM		
637	1B,2C	*	E35-2483-05	FLAT CABLE 15P,340MM		
638	2C	*	E35-2485-05	FLAT CABLE 17P,80MM		
639	2B,2C	*	E35-2486-05	FLAT CABLE 15P,80MM		
640	1B,2C	*	E35-2511-15	FLAT CABLE 17P,190MM		
641	2C	*	E35-2512-05	FLAT CABLE 29P,P=1.0		
643	1C,2C	*	E35-2514-05	FLAT CABLE 21P,P=1.0		
644	1B,1C	*	E35-2515-15	FLAT CABLE 7P,P=1.0		
647	1F	*	G02-1701-04	FLAT SPRING DOOR		
648	1F	*	G10-0541-04	NON-WOVEN FABRIC		
649	1F	*	G10-0542-04	NON-WOVEN FABRIC		
650	1F,2F	*	G11-2719-04	CUSHION DOOR		
651	1E,2F	*	G11-2730-04	SOFT TAPE PANEL		
652	1F	*	G11-2731-04	SOFT TAPE		
653	1A	*	G11-2743-14	CUSHION		
654	1C	*	G11-2741-04	CUSHION FRAME		
-		*	H10-7636-12	POLYSTYRENE FOAMED FIXTURE		
-		*	H10-7637-12	POLYSTYRENE FOAMED FIXTURE		
-		*	H13-0330-14	CARTON BOARD		
-		*	H25-0232-04	PROTECTION BAG (235X350X0.03)		
-		*	H25-0692-04	PROTECTION BAG		
-		*	H50-3671-04	ITEM CARTON CASE		
660	2B	*	J02-1467-03	FOOT (D=60,H=21.5)		
661	1B,2B	*	J19-5910-05	UNIT HOLDER H=8.4		
662	2B	*	J19-5911-05	UNIT HOLDER H=11.6		

L : Scandinavia K : USA P : Canada R : Mexico C : China I : Malaysia
Y : PX(Far East,Hawaii) T : England E : Europe G : Germany V : China(Shanghai)
Y : AAFES(Europe) X : Australia Q : Russia H : Korea M : Other Areas △ indicates safety critical components .

* New Parts
Parts without **Parts No.** are not supplied.
Les articles non mentionnés dans le **Parts No.** ne sont pas fournis.
Teile ohne **Parts No.** werden nicht geliefert.

2

Ref. No	Add-ress	New Parts	Parts No.	Description	Desti-nation	Re-marks
663	2C	*	J19-5915-05	UNIT HOLDER H=24.2		
664	2B	*	J19-5919-05	UNIT HOLDER H=36.8		
665	2B	*	J19-6002-04	UNIT HOLDER		
666	2F	*	J19-6068-12	HOLDER DOOR		
668	2B	*	J19-6069-05	UNIT HOLDER		
△ 672	1C		J42-0083-05	POWER CORD BUSHING		
-			J61-0307-05	WIRE BAND		
676	1F	*	K29-7729-04	KNOB		
677	1F	*	K29-7740-03	KNOB		
678	2E	*	K29-7743-04	KNOB		
△ 680	2B	*	L07-2821-05	POWER TRANSFORMER		
681	1B	*	L92-0070-05	FERRITE CORE		
685	1A	*	T90-0850-05	ANTENNA ASSY		
686	1A	*	T90-0852-05	LOOP ANTENNA		
687	1A	*	T90-0855-05	LEAD WIRE ANTENNA		
688	1B	*	DP40203SG104H	THERMISTOR		
VR-4090-B (K1,P1) / VR-4700 (K2,P2)						
601	1A	*	A01-3747-11	METALLIC CABINET		K2P2
601	1A	*	A01-3748-11	METALLIC CABINET		K1P1
602	1A	*	A09-1166-08	BATTERY COVER		K1P1
602	1A	*	A09-1177-08	BATTERY COVER		K2P2
611	1F	*	A29-1084-13	PANEL		K2P2
611	1F	*	A29-1085-13	PANEL		K1P1
612	1A	*	A50-1344-02	SIDE PLATE R		K2P2
613	1A	*	A50-1345-02	SIDE PLATE L		K2P2
614	2F	*	A60-1777-02	PANEL		K1P1
614	2F	*	A60-1778-02	PANEL		K2P2
615	1A	*	A70-1312-05	REMOTE CONTROLLER (RC-R0911)		K1P1
615	1A	*	A70-1349-05	REMOTE CONTROLLER (RC-R1110)		K2P2
620	1F	*	B01-0540-11	PANEL ESCUTCHEON		K2P2
620	1F	*	B01-0541-11	PANEL ESCUTCHEON		K2P2
621	2F	*	B03-3859-03	DRESSING PLATE		K1P1
621	2F	*	B03-3860-03	DRESSING PLATE		K2P2
622	2F	*	B07-2495-04	ESCUTCHEON		K2P2
622	2F	*	B07-2496-04	ESCUTCHEON		K1P1
623	1F	*	B10-3570-03	FRONT GLASS		
624	2E	*	B10-3571-02	FRONT GLASS		
625	1E	*	B11-1505-03	COLOR FILTER		
626	1E	*	B12-0390-04	INDICATOR		
627	2F	*	B12-0391-14	INDICATOR		
628	1F	*	B12-0392-04	INDICATOR		
-			B46-0330-03	WARRANTY CARD		K1K2
-			B46-0347-03	WARRANTY CARD		P1P2
-			B46-0351-00	QUESTIONNAIRE CARD		K1K2
-			B58-0964-13	CAUTION CARD (UL)		K1K2
-			B58-0967-03	CAUTION CARD (PL)		P1P2
-		*	B60-4487-00	INSTRUCTION MANUAL(EN)		K1P1
-		*	B60-4488-00	INSTRUCTION MANUAL(FR)		P1
-		*	B60-4502-00	INSTRUCTION MANUAL(EN)		K2P2
-		*	B60-4503-00	INSTRUCTION MANUAL(FR)		P2
-		*	B60-4645-00	INSTRUCTION MANUAL(EN)		K1P1
-		*	B60-4646-00	INSTRUCTION MANUAL(FR)		P1
-		*	B60-4660-00	INSTRUCTION MANUAL(EN)		K2P2

L : Scandinavia K : USA P : Canada R : Mexico C : China I : Malaysia
Y : PX(Far East,Hawaii) T : England E : Europe G : Germany V : China(Shanghai)
Y : AAFES(Europe) X : Australia Q : Russia H : Korea M : Other Areas △ indicates safety critical components .

PARTS LIST

VR-4080-B/4090-B/4700/4900

66

* New Parts
Parts without **Parts No.** are not supplied.
Les articles non mentionnés dans le **Parts No.** ne sont pas fournis.
Teile ohne **Parts No.** werden nicht geliefert.

3

Ref. No	Add-ress	New Parts	Parts No.	Description	Desti-nation	Re-marks
-		*	B60-4661-00	INSTRUCTION MANUAL(FR)	P2	
630	1F	*	D39-0347-05	DAMPER		
634	1C	*	E30-2944-05	AC POWER CORD		
635	1B,2B	*	E35-2481-05	FLAT CABLE		
636	1B,2C	*	E35-2482-05	FLAT CABLE		
637	1B,2C	*	E35-2483-05	FLAT CABLE		
638	2C	*	E35-2485-05	FLAT CABLE		
639	1B,2C	*	E35-2486-05	FLAT CABLE		
640	1B,2C	*	E35-2511-15	FLAT CABLE		
641	2C	*	E35-2512-05	FLAT CABLE		
643	1C,2C	*	E35-2514-05	FLAT CABLE		
644	1B,1C	*	E35-2515-15	FLAT CABLE		
647	1F	*	G02-1701-04	FLAT SPRING DOOR		
648	1F	*	G10-0541-04	NON-WOVEN FABRIC		
649	1F	*	G10-0542-04	NON-WOVEN FABRIC		
650	1F,2F	*	G11-2719-04	CUSHION		
651	1E,2F	*	G11-2730-04	SOFT TAPE		
652	1F	*	G11-2731-04	SOFT TAPE		
653	2A	*	G11-2743-14	CUSHION	K1P1	
654	1C	*	G11-2741-04	CUSHION FRAME	K1P1	
654	1C	*	G11-2761-04	CUSHION	K2P2	
-		*	H10-7636-12	POLYSTYRENE FOAMED FIXTURE	K1P1	
-		*	H10-7637-12	POLYSTYRENE FOAMED FIXTURE	K1P1	
-		*	H10-7638-12	POLYSTYRENE FOAMED FIXTURE	K2P2	
-		*	H10-7639-12	POLYSTYRENE FOAMED FIXTURE	K2P2	
-		*	H10-7664-12	POLYSTYRENE FOAMED FIXTURE	K2P2	
-		*	H12-3440-04	PACKING FIXTURE	K2P2	
-		*	H13-0330-14	CARTON BOARD	K1P1	
-		*	H25-0232-04	PROTECTION BAG (235X350X0.03)		
-		*	H25-0692-04	PROTECTION BAG	K1P1	
-		*	H25-1671-04	PROTECTION BAG	K2P2	
-		*	H50-3575-04	ITEM CARTON CASE	K1P1	
-		*	H50-3576-14	ITEM CARTON CASE	K2P2	
660	2B	*	J02-1467-03	FOOT (D=60,H=21.5)		
661	1B,2B	*	J19-5910-05	UNIT HOLDER		
662	2B	*	J19-5911-05	UNIT HOLDER		
663	2C	*	J19-5915-05	UNIT HOLDER		
664	2B	*	J19-5919-05	UNIT HOLDER		
665	2B	*	J19-6002-04	UNIT HOLDER		
666	2F	*	J19-6053-12	HOLDER	K2P2	
666	2F	*	J19-6068-12	HOLDER	K1P1	
667	2E	*	J19-6054-02	HOLDER		
668	2B	*	J19-6069-05	UNIT HOLDER		
672	1C	*	J42-0157-05	POWER CORD BUSHING		
-		*	J61-0307-05	WIRE BAND		
676	1F	*	K29-7727-04	KNOB	K2P2	
676	1F	*	K29-7729-04	KNOB	K1P1	
677	1F	*	K29-7739-03	KNOB	K2P2	
677	1F	*	K29-7740-03	KNOB	K1P1	
678	2E	*	K29-7742-04	KNOB	K2P2	
678	2E	*	K29-7743-04	KNOB	K1P1	

L : Scandinavia K : USA P : Canada R : Mexico C : China I : Malaysia
Y : PX(Far East,Hawaii) T : England E : Europe G : Germany V : China(Shanghai)
Y : AAFES(Europe) X : Australia Q : Russia H : Korea M : Other Areas Δ indicates safety critical components .

* New Parts

Parts without **Parts No.** are not supplied.
Les articles non mentionnés dans le **Parts No.** ne sont pas fournis.
Teile ohne **Parts No.** werden nicht geliefert.

4

Ref. No	Add-ress	New Parts	Parts No.	Description	Desti-nation	Re-marks
680	2B	*	L07-2824-05	POWER TRANSFORMER		
681	1B	*	L92-0070-05	FERRITE CORE		
685	1A	*	T90-0850-05	ANTENNA ASSY		
686	1A	*	T90-0852-05	LOOP ANTENNA		
687	1A	*	T90-0855-05	LEAD WIRE ANTENNA		
688	1B	*	DP40203SG104H	THERMISTOR		
VR-4900						
601	1A	*	A01-3747-11	METALLIC CABINET		
602	1A	*	A09-1177-08	BATTERY COVER		
611	2D	*	A29-1091-13	PANEL		
612	1A	*	A50-1344-02	SIDE PLATE R		
613	1A	*	A50-1345-02	SIDE PLATE L		
614	1D	*	A60-1779-02	PANEL		
615	1A	*	A70-1349-05	REMOTE CONTROLLER (RC-R1110)		
620	1D	*	B01-0540-11	PANEL ESCUTCHEON		
621	2D	*	B03-3859-03	DRESSING PLATE		
622	2D	*	B07-2495-04	ESCUTCHEON		
623	1D	*	B10-3570-03	FRONT GLASS IR		
624	2D	*	B10-3571-02	FRONT GLASS FL		
625	1D	*	B11-1505-03	COLOR FILTER		
626	1D	*	B12-0390-04	INDICATOR POWER		
627	2D	*	B12-0391-14	INDICATOR INDICATOR		
628	1D	*	B12-0392-04	INDICATOR IR		
-		*	B46-0330-03	WARRANTY CARD		
-		*	B46-0351-00	QUESTIONNAIRE CARD		
-		*	B58-0964-13	CAUTION CARD (UL)		
-		*	B60-4502-00	INSTRUCTION MANUAL(EN)		
-		*	B60-4660-00	INSTRUCTION MANUAL(EN)		
630	1E	*	D39-0334-15	DAMPER		
634	1C	*	E30-2944-05	AC POWER CORD		
635	1B,2B	*	E35-2481-05	FLAT CABLE 21P,80MM		
636	2B,2C	*	E35-2482-05	FLAT CABLE 19P,220MM		
637	1B,2C	*	E35-2483-05	FLAT CABLE 15P,340MM		
638	2C	*	E35-2485-05	FLAT CABLE 17P,80MM		
639	2B,2C	*	E35-2486-05	FLAT CABLE 15P,80MM		
640	1B,2C	*	E35-2511-15	FLAT CABLE 17P,190MM		
641	2C	*	E35-2512-05	FLAT CABLE 29P,P=1.0		
642	2C,	*	E35-2513-05	FLAT CABLE 7P,P=1.0		
643	1C,2C	*	E35-2514-05	FLAT CABLE 21P,P=1.0		
644	1B,1C	*	E35-2515-15	FLAT CABLE 7P,P=1.0		
648	1E	*	G10-0541-04	NON-WOVEN FABRIC		
649	1D	*	G10-0542-04	NON-WOVEN FABRIC		
650	1D,2D	*	G11-2719-04	CUSHION DOOR		
651	1D,2D	*	G11-2730-04	SOFT TAPE PANEL		
652	1D	*	G11-2731-04	SOFT TAPE		
653	2A	*	G11-2743-14	CUSHION SUB PANEL		
654	1C	*	G11-2761-04	CUSHION		
655	1D,2D	*	G11-2762-04	CUSHION		
-		*	H10-7638-12	POLYSTYRENE FOAMED FIXTURE		
-		*	H10-7639-12	POLYSTYRENE FOAMED FIXTURE		
-		*	H10-7664-12	POLYSTYRENE FOAMED FIXTURE		
-		*	H12-3440-04	PACKING FIXTURE		

L : Scandinavia K : USA P : Canada R : Mexico C : China I : Malaysia
Y : PX(Far East,Hawaii) T : England E : Europe G : Germany V : China(Shanghai)
Y : AAFES(Europe) X : Australia Q : Russia H : Korea M : Other Areas Δ indicates safety critical components .

PARTS LIST

VR-4080-B/4090-B/4700/4900

VR-4080-B/4090-B/4700/4900

PARTS LIST

5

* New Parts
 Parts without **Parts No.** are not supplied.
 Les articles non mentionnés dans le **Parts No.** ne sont pas fournis.
 Teile ohne **Parts No.** werden nicht geliefert.

Ref. No	Add-ress	New Parts	Parts No.	Description	Desti-nation	Re-marks
-		*	H25-0232-04	PROTECTION BAG (235X350X0.03)		
-		*	H25-1671-04	PROTECTION BAG		
-		*	H50-3577-14	ITEM CARTON CASE		
660	2B	*	J02-1467-03	FOOT (D=60,H=21.5)		
661	1B,2B	*	J19-5910-05	UNIT HOLDER H=8.4		
662	2B	*	J19-5911-05	UNIT HOLDER H=11.6		
663	2C	*	J19-5915-05	UNIT HOLDER H=24.2		
664	2B	*	J19-5919-05	UNIT HOLDER H=36.8		
665	2B	*	J19-6002-04	UNIT HOLDER		
666	2D	*	J19-6053-12	HOLDER DOOR		
667	2D	*	J19-6054-02	HOLDER FRONT GLASS		
668	2B	*	J19-6069-05	UNIT HOLDER		
672	1C	*	J42-0157-05	POWER CORD BUSHING		
-			J61-0307-05	WIRE BAND		
676	1D	*	K29-7727-04	KNOB POWER		
677	1D	*	K29-7728-03	KNOB KEY-TOP		
678	2D	*	K29-7742-04	KNOB MAIN VOL		
680	2B	*	L07-2824-05	POWER TRANSFORMER		
681	1B	*	L92-0070-05	FERRITE CORE		
685	1A	*	T90-0850-05	ANTENNA ASSY		
686	1A	*	T90-0852-05	LOOP ANTENNA		
687	1A	*	T90-0855-05	LEAD WIRE ANTENNA		
688	1B	*	DP40203SG104H	THERMISTOR		
698	1E	*	X92-2190-10	MECHANISM ASSY		

L : Scandinavia K : USA P : Canada R : Mexico C : China I : Malaysia
 Y : PX(Far East,Hawaii) T : England E : Europe G : Germany V : China(Shanghai)
 Y : AAFES(Europe) X : Australia Q : Russia H : Korea M : Other Areas Δ indicates safety critical components.

MODEL vs PCB

MODEL	DESTI	X05-510	X05-513	X07-315	X08-302	X11-387	X13-770	X25-632	X35-223	X92-219
VR-4080-B	K	0-10	0-11	0-11	0-10	0-10	0-10	0-12	-	-
VR-4080B	P	0-10	0-11	0-11	0-10	0-10	0-10	0-12	-	-
VR-4090-B	K	0-10	0-11	0-10	0-10	0-11	0-11	0-11	-	-
VR-4090-B	P	0-10	0-11	0-10	0-10	0-11	0-11	0-11	-	-
VR-4700	K	0-10	0-11	0-10	0-10	0-11	0-11	0-11	-	-
VR-4700	P	0-10	0-11	0-10	0-10	0-11	0-11	0-11	-	-
VR-4900	K	0-10	0-10	0-10	0-11	0-12	0-12	0-10	0-10	0-10

PARTS LIST

* New Parts
 Parts without **Parts No.** are not supplied.
 Les articles non mentionnés dans le **Parts No.** ne sont pas fournis.
 Teile ohne **Parts No.** werden nicht geliefert.

6

Ref. No	New Parts	Parts No.	Destination
RF-RC DEMODULATOR (X05-5100-10)			
C1 ,2		CC73GCH1H100D	
C5		CK73GB1E223K	
C6		CC73GCH1H221J	
C7		CC73GCH1H100D	
C8		CK73GB1H102K	
C9		C93-0037-05	
C10		CK73GB1H102K	
C11		CC73GCH1H040C	
C12		CC73GCH1H100D	
C13		CC73GCH1H040C	
C14		CC73GCH1H010C	
C15		CC73GCH1H050C	
C16		CK73GB1E223K	
C17		CC73GCH1H221J	
C18		CC73GCH1H100D	
C19		CC73GCH1H471J	
C20		C93-0037-05	
C21		CK73GB1H102K	
C22 ,23		CC73GCH1H150J	
C24		CK73GB1H102K	
C25		CK73GB1E103K	
C26		CK73GF1A474Z	
C27		C93-0036-05	
C28		CK73GB1E103K	
C29		CC73GCH1H101J	
C30		CK73GB1E103K	
C31		C93-0037-05	
C32		CK73GB1C473K	
C33		C93-0036-05	
C34		CC73GCH1H471J	
C35		CK73GB1E103K	
C36		CK73GF1A105Z	
C37		CC73GCH1H100D	
C38		CK73GB1H472K	
C39		CC73GCH1H331J	
C40		CK73GB1E103K	
C41		C93-0036-05	
C42		C93-0037-05	
C43		C93-0039-05	
CN1	*	E40-8530-05	
J1	*	E11-0904-05	
CF1	*	L72-0626-05	
L1	*	L79-1263-05	
L2	*	L40-1585-67	
L3	*	L32-1021-05	
L4	*	L40-1085-67	
X1	*	L77-2274-05	
R1		RK73GB1J431J	
R2		RK73GB1J120J	
R3		RK73GB1J431J	
R10		RK73GB1J331J	
R11		RK73GB1J391J	
R12		RK73GB1J100J	
R13		RK73GB1J470J	
R14		RK73GB1J473J	
R15		RK73GB1J2R2J	
R16		RK73GB1J100J	
R17		RK73GB1J101J	
R18		RK73GB1J184J	
R19		RK73GB1J471J	
R20 ,21		RK73GB1J100J	
R22 -24		RK73GB1J102J	
R25		RK73GB1J472J	
R26		RK73GB1J101J	
R27		RK73GB1J152J	
R28		RK73GB1J681J	
R29 -31		RK73GB1J102J	
R32		RK73GB1J222J	
R33		RK73GB1J102J	
R34 ,35		RK73GB1J222J	
R36 ,37		RK73GB1J101J	
R38		RK73GB1J222J	
R39		RK73GB1J472J	

Ref. No	New Parts	Parts No.	Destination
R40		RK73GB1J104J	
R41		RK73GB1J472J	
R42		RK73GB1J101J	
R43 ,44		RK73GB1J103J	
R45		RK73GB1J105J	
R46		RK73GB1J682J	
R47 -49		RK73GB1J472J	
R50		RK73GB1J101J	
R51		RK73GB1J473J	
R52		RK73GB1J103J	
R53		RK73GB1J472J	
R54		RK73GB1J101J	
D1 ,2		MA111	
D3	*	KV1832E	
D4		MA111	
IC1	*	UPC1687G	
IC2	*	LV2105V	
IC3		UPC2748T-E3	
Q3	*	2SC5065(O,Y)	
Q4 -6		2SC4178(F13,14	
Q7		2SA1576A(R,S)	
Q7		2SB1218A(Q,R)	
Q8 -10		2SC4081(R,S)	
Q8 -10		2SD1819A(Q,R)	
Q11 ,12		2SA1576A(R,S)	
Q11 ,12		2SB1218A(Q,R)	
TUNER (X05-5130-10/-11)			
C1		CK73FB1H332K	10
C2		CK73FB1H103K	
C3		CK73FB1H103K	
C5 ,6		CK73FB1H103K	
C7		CE04KW1C470M	
C10		CE04KW1C470M	
C11 ,12		CK73FB1H473K	
C14		CE04KW1H100M	
C15		CE04KW1H010M	
C16		CE04RW1HR47M	
C17		CE04KW1H010M	
C18		CC73FCH1H470J	
C19		CE04RW1A100M	
C20		CK73FB1H473K	
C21		CE04RW1V3R3M	
C22		CK73FB1H473K	
C23		CE04KW1H100M	
C24		CC73FCH1H331J	
C25		CC73FCH1H181J	
C26		CK73FB1H183K	
C27		CE04HW1E4R7M	
C28 ,29		CE04KW1H2R2M	
C30 ,31		CK73FB1H333K	
C32		CE04KW1H4R7M	
C36		CK73FB1H103K	
C37 ,38		CE04KW1H100M	
C41		CC73FCH1H470J	
C42		CC73FCH1H270J	
C43		CC73FCH1H220J	
C44		CC73FCH1H471J	
C45		CC73FCH1H220J	
C46		CE04KW1H100M	
C47		CK73FB1H102K	
C48		CE04KW1C470M	
C49		CE04KW1H2R2M	
C50		CC73FCH1H101J	
C51		CC73FCH1H471J	
C52		CC73FCH1H101J	
C72		CE04KW1H010M	
C73		CE04KW1C470M	
C74		CK73FB1H102K	
C75		CC73FCH1H030C	
C76		CC73FCH1H470J	
C78		CK73FB1H223K	
C79 ,80		CK73FB1H102K	
C81		CK73FF1C105Z	
C82		CK73FB1H103K	
C84 ,85		CK73FB1H332K	

Ref. No	New Parts	Parts No.	Destination
C88		CK73FB1H332K	
C91		CK73FF1C105Z	
C92 ,93		CK73FB1H102K	
C94		CK73FB1H561K	
CN1		E40-3259-05	
CN2		E40-4871-05	
J1		E70-0080-05	
CF1 ,2		L72-0596-05	
L1		L39-1384-05	
L3		L30-0911-05	
L4		L30-0950-05	
L5		L30-0951-05	
X1		L77-2187-05	
R1		RK73FB2A101J	
R4		RK73FB2A681J	
R5		RK73FB2A332J	
R6		RK73FB2A221J	
R7		RK73FB2A821J	
R8		RK73FB2A330J	
R9		RK73FB2A391J	
R10		RK73FB2A102J	
R11		RK73FB2A330J	
R12		RK73FB2A101J	
R14		RK73FB2A101J	
R15		RK73FB2A333J	
R16		RK73FB2A220J	
R17		RK73FB2A362J	
R18		RK73FB2A302J	
R19		RK73FB2A822J	
R20		RK73FB2A392J	
R23		RK73FB2A472J	
R25		RK73FB2A183J	
R27 ,28		RK73FB2A682J	
R33 ,34		RK73FB2A102J	
R35		RK73FB2A101J	10
R36		RK73FB2A102J	10
R37		RK73FB2A392J	10
R38		RK73FB2A102J	10
R39		RK73FB2A103J	10
R42		RK73FB2A103J	
R43		RK73FB2A221J	
R44		RD14NB2E271J	
R45		RK73EB2B332J	
R46		RK73FB2A332J	
R47		RK73EB2B332J	
R48		RK73FB2A102J	
R49		RK73FB2A103J	
R50		RD14NB2E471J	
R51		RK73FB2A562J	
R52		RK73FB2A101J	
R53		RK73FB2A222J	
R54		RK73FB2A102J	
R55		RK73FB2A333J	
R56 ,57		RK73FB2A102J	
R58		RK73FB2A123J	
R59		RK73FB2A122J	
R72 ,73		RK73FB2A333J	
R74		RK73FB2A473J	
R75		RK73FB2A822J	
R76		RK73FB2A182J	
R78		RK73FB2A821J	
R79		RK73FB2A332J	
R80		RK73FB2A223J	10
R81		RS14KB3A151J	
R82		RK73FB2A272J	
R83		RK73FB2A102J	
R84		RK73EB2B332J	
R85 -87		RK73FB2A333J	
R88		RK73FB2A563J	
R89		RK73FB2A333J	
R90		RK73FB2A681J	
VR1		R32-0037-05	
W51 ,52		R92-0670-05	
W54 ,55		R92-0670-05	
W59 ,60		R92-0670-05	

L : Scandinavia
 Y : PX(Far East,Hawaii)
 Y : AAFES(Europe)

K : USA
 T : England
 X : Australia

P : Canada
 E : Europe
 Q : Russia

R : Mexico
 G : Germany
 H : Korea

C : China
 V : China(Shanghai)
 M : Other Areas

I : Malaysia

10 : X05-5130-10
 11 : X05-5130-11

△ indicates safety critical components .

PARTS LIST

* New Parts
 Parts without **Parts No.** are not supplied.
 Les articles non mentionnés dans le **Parts No.** ne sont pas fournis.
 Teile ohne **Parts No.** werden nicht geliefert.

7

Ref. No	New Parts	Parts No.	Desti-nation
W62 W80 W82 -85		R92-0670-05 R92-0679-05 R92-0679-05	
D1 D1 D1 D3 D3		DA204U MA143A 1SS302 MTZJ8.2(B) RD8.2ES(B2)	
D4 D4 D5 D5 D8		MTZJ5.1(B) RD5.1ES(B2) MTZJ2.7(B) RD2.7ES(B2) MA111	
D9 D9 D11 D13 IC1		MTZJ3.3(B) RD3.3ES(B2) MA111 MA111 LA1837	10
IC2		LC72131	
Q1 Q1 Q2 Q2 Q6 ,7		2SC4081(R,S) 2SC4116(Y,GR) 2SA1576A(R,S) 2SA1586(Y,GR) 2SC4081(R,S)	10
Q6 ,7 Q10 ,11 Q12 Q12 Q14		2SC4116(Y,GR) 2SD1757K 2SA1576A(R,S) 2SA1586(Y,GR) 2SA1576A(R,S)	10
Q14		2SA1586(Y,GR)	
A1		W02-2622-05	
POWER AMP (X07-3150-10/3150-11)			
C1 -4 C5 ,6 C5 ,6 C7 -10 C11 ,12		CE04KW1H3R3M CC45FSL1H271J CC45FSL1H680J CC73FSL1H101J CK45FB1H222K	10 11
C15 ,16 C19 ,20 C21 ,22 C23 ,24 C25 ,26		CC45FSL1H101J CK45FF1H103Z CC45FSL1H151J CC45FSL2H560J CC45FSL1H070D	
C27 ,28 C29 ,30 C51 ,52 C55 ,56 C57 ,58		CE04KW1A221M CE04KW1H100M CE04KW1H3R3M CE04KW1H3R3M CC45FSL1H680J	
C59 ,60 C61 ,62 C63 ,64 C67 ,68 C69 ,70		CC73FSL1H101J CK45FB1H222K CC73FSL1H101J CC45FSL1H101J CE04KW1A221M	
C73 ,74 C75 ,76 C77 ,78 C79 ,80 C101,102		CK45FF1H103Z CE04KW1H100M CC45FSL1H151J CC45FSL2H560J CE04KW1H3R3M	
C103 C103 C104,105 C106 C108		CC45FSL1H271J CC45FSL1H680J CC73FSL1H101J CK45FB1H222K CC45FSL1H101J	10 11
C109 C111 C112 C113 C114		CE04KW1A221M CK45FF1H103Z CE04KW1H100M CC45FSL1H151J CC45FSL2H560J	
C115 C116 C117 C119 C201,202		CC45FSL1H070D CE04KW1H220M CE04KW1E470M CE04KW1H220M CK73FB1H103K	
C251,252		CK73FB1H103K	

Ref. No	New Parts	Parts No.	Desti-nation
C301 C355,356 C357,358 C363,364		CK73FB1H103K CF92FV1H104J CQ93FMG1H272J CF92FV1H104J	
C365,366 C369 C381 C382 C402		CQ93FMG1H393J CF92FV1H104J CE04KW1A101M CE04KW1H4R7M CE04KW1V470M	
C403 C404 C405,406 C407 C421		CE04KW1H220M CE04KW1E470M CE04KW1H100M CE04KW2A470M CE04KW2A470M	
C422 C423 C424 C424 C425		CE04KW2A100M CE04KW1E101M CE04KW2A101M CE04KW2A470M CE04KW2A100M	11 11 10 11 11
C501-503 C504-506 C507,508 C507,508 C509		CK45FE2H103P CK45FE2H103P C90-3868-05 C90-3868-05 C91-1488-05	10 10 11
Δ C511 C513 C514 C515 C602		C91-1488-05 CE04RW1H2R2M CE04KW1E102M CK45FF1H103Z CE04KW1E470M	
C603-605 C613,614 C901,902 C903,904 C905-909		CC73FSL1H101J CC45FSL2H100D CE04KW2A100M CC73FSL1H102J CC45FCH1H560J	
CN1 CN2 CN6 CN10 CN11,12		E40-4873-05 E40-4875-05 E40-8258-05 E40-3246-05 E40-3247-05	
CN13 CN14 CN21 CN901-903 J1		E40-4294-05 E40-8257-05 E40-4245-05 E40-9837-05 E70-0118-05	
Δ J2		E03-0148-05	
Δ F1 Δ FAN		F50-0077-05 F09-0139-05	
CN31,32 E3 ,4		J13-0075-05 J11-0808-05	
L1 ,2 T1		L39-0085-05 L07-2836-05	
R11 ,12 R23 ,24 R29 -32 R67 ,68 R79 ,80		RK73FB2A512J RD14NB2E101J RD14NB2E221J RK73FB2A512J RD14NB2E101J	
R85 -88 R106 R112 R115,116 R118		RD14NB2E221J RK73FB2A512J RD14NB2E101J RD14NB2E221J RK73FB2A183J	
R119 R120 R201-204 R201-204 R205,206		RK73FB2A101J RD14NB2E220J RD14NB2E180J RD14NB2E470J RD14NB2E151J	10 11
R207-210 R211,212 R213-216 R217,218 R251-254		RD14NB2E101J RK73FB2A751J RD14NB2E332J RK73FB2A751J RD14NB2E470J	
R255,256 R257-260		RD14NB2E151J RD14NB2E101J	

Ref. No	New Parts	Parts No.	Desti-nation
R261,262 R263-266 R267,268		RK73FB2A751J RD14NB2E332J RK73FB2A751J	
R301,302 R303 R304,305 R306 R307,308		RD14NB2E470J RD14NB2E151J RD14NB2E101J RK73FB2A751J RD14NB2E332J	
R309 R351-355 R356-359 R360,361 R402		RK73FB2A751J RS14KB3D2R7J RD14NB2E271J RS14KB3D471J RK73FB2A473J	
R404,405 R407 R414 R415 Δ R421,422		RD14NB2E561J RD14NB2E272J RD14NB2E682J RD14NB2E1R0J RD14NB2E1R0J	11
R421,422 R423 R424 R425 R426		RD14NB2E560J RK73FB2A473J RK73FB2A101J RD14NB2E272J RD14NB2A912J	10 11 11 11 11
R427 R428 R429 R501 Δ R502		RK73FB2A473J RK73FB2A101J RD14NB2E272J RD14NB2E271J R92-1844-05	11 11 11 10
R507 R601 R602-606 R607 R608		RK73FB2A103J RK73FB2A101J RK73FB2A472J RK73FB2A222J RK73FB2A332J	
R901,902 VR1 -5 W601-612 W614-625 W627-629		RD14NB2E220J R32-0030-05 R92-0679-05 R92-0679-05 R92-0679-05	10
W651,652 W702-711 W714-717		R92-0679-05 R92-0670-05 R92-0670-05	
K1 -4 K5 Δ K7		S76-0076-05 S76-0063-05 S76-0106-05	10
D1 -4 D1 -4 D51 -54 D51 -54 D101,102		HSS104A 1SS133 HSS104A 1SS133 HSS104A	
D101,102 D104 D104 D201-206 D201-206		1SS133 HSS104A 1SS133 HSS104A 1SS133	
D207-210 D251-256 D251-256 D257-260 D301-303		1SS244 HSS104A 1SS133 1SS244 HSS104A	
D301-303 D304,305 D351-354 D351-354 D381,382		1SS133 1SS244 HSS104A 1SS133 HSS104A	
D381,382 D383,384 D383,384 D402 D403		1SS133 MTZJ4.7(B) RD4.7ES(B2) UDZ13B UDZ15B	
D404,405 D404,405 D406 D406 Δ D407		MTZJ18(B) RD18ES(B2) MTZJ5.1(B) RD5.1ES(B2) S5688B	
Δ D407		1SR139-400	

L : Scandinavia K : USA P : Canada R : Mexico C : China
 Y : PX(Far East,Hawaii) T : England E : Europe G : Germany V : China(Shanghai)
 Y : AAFES(Europe) X : Australia Q : Russia H : Korea M : Other Areas

I : Malaysia 10 : X07-3150-10
 11 : X07-3150-11
 Δ indicates safety critical components.

PARTS LIST

* New Parts
 Parts without **Parts No.** are not supplied.
 Les articles non mentionnés dans le **Parts No.** ne sont pas fournis.
 Teile ohne **Parts No.** werden nicht geliefert.



Ref. No	New Parts	Parts No.	Desti-nation
D408,409		MTZJ20(B)	
D408,409		RD20ES(B2)	
D421		UDZ10B	11
D422,423		UDZ11B	11
D424		UDZ8,2B	11
D501		HSS104A	10
D501		1SS133	10
△ D502-504		HSS104A	
△ D502-504		1SS133	
△ D505-508		S5688B	
△ D505-508		1SR139-400	
△ D509		HSS104A	
△ D509		1SS133	
△ D510		S5688B	
△ D510		1SR139-400	
△ D511,512		HSS104A	
△ D511,512		1SS133	
△ D513		RBV-1506LFA	
△ D514	*	RBV-4102LFA	
△ D601		UDZ5,1B	
D602		MA111	
△ D603		U1BC44	10
△ D604		U1BC44	11
△ Q1 ,2		2SC2878(B)	
Q3 -6		2SA992(F,E)	
Q7 ,8		2SA1123(R,S)	
Q9 -12		2SC2631(R,S)	
Q51 ,52		2SC2878(B)	
Q55 -58		2SA992(F,E)	
Q59 ,60		2SA1123(R,S)	
Q61 -64		2SC2631(R,S)	
Q101		2SC2878(B)	
Q102,103		2SA992(F,E)	
Q104,105		2SC2631(R,S)	
Q106		2SA1123(R,S)	
Q107		DTC124EUA	
Q107		UN5212	
Q108		2SC1740S(Q,R)	
Q108		2SC2458(Y,GR)	
△ Q201,202	*	TRAIT6N*5	
△ Q203,204	*	TRAIT6P*5	
Q205,206		2SC1845(F,E)	
Q207,208		2SA992(F,E)	
△ Q251,252	*	TRAIT6N*5	
△ Q253,254	*	TRAIT6P*5	
Q255,256		2SC1845(F,E)	
Q257,258		2SA992(F,E)	
△ Q301	*	TRAIT6N*5	
△ Q302	*	TRAIT6P*5	
Q303		2SC1845(F,E)	
Q304		2SA992(F,E)	
Q351-353		DTC113ZSA	
Q351-353		UN4219	
Q381,382		2SC1845(F,E)	
Q383,384		2SA992(F,E)	
Q401		DTC124EUA	
Q401		UN5212	
Q402		DTC113ZUA	
Q402		UN5219	
Q404		DTC113ZUA	
Q404		UN5219	
△ Q405		2SD2012	
△ Q405		2SD2061	
Q406,407		2SC1740S(Q,R)	
Q406,407		2SC2458(Y,GR)	
Q408		2SA1110(R,S)	
△ Q421		2SC3944A	11
Q422	*	2SC1622A(16-8)	11
Q423		DTC113ZUA	11
Q423		UN5219	11
Q424		2SA992(F,E)	11
Q425		2SA1535A	11
Q501		DTC113ZSA	10
Q501		UN4219	10
Q502		2SC2003(L,K)	
Q601-605		2SA1586(Y,GR)	

Ref. No	New Parts	Parts No.	Desti-nation
SURROUND (X08-3020-10/3020-11)			
C27 ,28		CK73FB1H471K	
C31 ,32		C92-0041-05	
C33 ,34		CK73FF1C224Z	
C36		C92-0041-05	
C37		CK73FB1H102K	
C38		C92-0048-05	
C39		CC73FCH1H470J	
C57 ,58		C92-0035-05	
C59		CK73FB1H103K	
C60		CC73FCH1H101J	
C61		CK73FB1H103K	
C62		CC73FCH1H101J	
C63		CK73FB1H103K	
C64		CC73FCH1H101J	
C101		CK73FB1H102K	
C103		CK73FB1H102K	
C104		C92-0048-05	
C105		CK73FB1H102K	
C106		C92-0041-05	
C107		CK73FB1H102K	
C108		C92-0041-05	
C151,152		CK73FB1H682K	
C153,154		CK73FB1H182K	
C155,156		CC73FCH1H470J	
C161-168		CC73FCH1H101J	
C201		CK73FB1H102K	
C203		CK73FB1H102K	
C204		C92-0048-05	
C205		CK73FB1H102K	
C206		C92-0041-05	
C207		CK73FB1H102K	
C208		C92-0041-05	
C251,252		CK73FB1H682K	
C253,254		CK73FB1H182K	
C255,256		CC73FCH1H470J	
C261-268		CC73FCH1H101J	
C301		CK73FB1H102K	
C303		CK73FB1H102K	
C304		C92-0048-05	
C305		CK73FB1H102K	
C306		C92-0041-05	
C307		CK73FB1H102K	
C308		C92-0041-05	
C351		CK73FB1H682K	
C352		CK73FF1E104Z	
C353		CK73FB1H182K	
C354		CK73FB1H333K	
C355		CC73FCH1H470J	
C356		CK73FB1H332K	
C361-368		CC73FCH1H101J	
C400		CK73FF1E104Z	
C401		CK73FB1H102K	
C403,404		CC73FCH1H390J	
C405		CK73FB1H102K	
C407,408		CK73FF1E104Z	
C409-411		CC73FCH1H470J	
C412,413		CK73FB1H103K	
C421		CK73FB1H102K	
C422		C92-0041-05	
C501,502		CC73FCH1H020C	
C504		CK73FB1H102K	
C505-507		CC73FCH1H470J	
C511-538		CK73FB1H102K	
C568-570		CK73FB1H102K	
C571		CK73FF1E104Z	
C589,590		CK73FB1H102K	
C601,602		CC73FCH1H390J	
C603,604		CK73FB1H102K	
C681,682		CK73FF1E104Z	
C690		CK73FF1E104Z	
C810		C92-0048-05	
C811		CK73FF1E104Z	
C812		CE04DW0J102M	
C815		CC73FCH1H470J	
C816		C92-0048-05	

Ref. No	New Parts	Parts No.	Desti-nation
C831		CK73FF1E104Z	
C835		CC73FCH1H470J	
C841		CK73FF1E104Z	
C842		C92-0035-05	
C845		CC73FCH1H470J	
CN1	*	E40-8232-05	
CN3	*	E40-8542-05	
CN4	*	E40-8530-05	11
X1	*	L77-2275-05	
X2	*	L77-2276-05	
X3	*	L77-2277-05	
R20 ,21		RK73FB2A1R0J	
R27 -30		RK73GB1J102J	
R31		RK73GB1J101J	
R33		RK73GB1J102J	
R34 ,35		RK73GB1J473J	
R36		RK73GB1J470J	
R37		RK73GB1J473J	
R40		RK73GB1J473J	
△ R57 ,58		RK73FB2A470J	
R101		RK73FB2A1R0J	
R102,103		RK73GB1J102J	
R110,111		RK73FB2A1R0J	
R116		RK73GB1J102J	
R121-124		RK73GB1J562J	
R125-128		RK73GB1J241J	
R129-132		RK73GB1J103J	
R133,134		RK73GB1J622J	
R135,136		RK73GB1J113J	
R137,138		RK73GB1J622J	
R139		RK73GB1J101J	
R141,142		RK73GB1J101J	
R201		RK73FB2A1R0J	
R202,203		RK73GB1J102J	
R210,211		RK73FB2A1R0J	
R216		RK73GB1J102J	
R221-224		RK73GB1J562J	
R225-228		RK73GB1J241J	
R229-232		RK73GB1J103J	
R233,234		RK73GB1J622J	
R235,236		RK73GB1J113J	
R237,238		RK73GB1J622J	
R239		RK73GB1J101J	
R241,242		RK73GB1J101J	
R301		RK73FB2A1R0J	
R302,303		RK73GB1J102J	
R310,311		RK73FB2A1R0J	
R316		RK73GB1J102J	
R321,322		RK73GB1J562J	
R323,324		RK73GB1J821J	
R325		RK73GB1J241J	
R326		RK73GB1J181J	
R327		RK73GB1J241J	
R328		RK73GB1J181J	
R329		RK73GB1J103J	
R330		RK73GB1J113J	
R331		RK73GB1J103J	
R332		RK73GB1J113J	
R333		RK73GB1J622J	
R334		RK73GB1J123J	
R335		RK73GB1J113J	
R336		RK73GB1J183J	
R337		RK73GB1J622J	
R338		RK73GB1J123J	
R339		RK73GB1J101J	
R341		RK73GB1J101J	
R342		RK73GB1J222J	
R400-402		RK73FB2A1R0J	
R403		RK73GB1J101J	
R404		RK73GB1J183J	
R405,406		RK73GB1J103J	
R407		RK73GB1J102J	
R408		RK73GB1J103J	
R409,410		RK73GB1J102J	
R411		RK73GB1J470J	

L : Scandinavia
 Y : PX(Far East,Hawaii)
 Y : AAFES(Europe)

K : USA
 T : England
 X : Australia

P : Canada
 E : Europe
 Q : Russia

R : Mexico
 G : Germany
 H : Korea

C : China
 V : China(Shanghai)
 M : Other Areas

I : Malaysia

10 : X08-3020-10
 11 : X08-3020-11

△ indicates safety critical components.

PARTS LIST

* New Parts
 Parts without **Parts No.** are not supplied.
 Les articles non mentionnés dans le **Parts No.** ne sont pas fournis.
 Teile ohne **Parts No.** werden nicht geliefert.



Ref. No	New Parts	Parts No.	Destination
R413		RK73GB1J470J	
R414		RK73GB1J102J	
R415		RK73GB1J470J	
R416-418		RK73GB1J102J	
R419		RK73GB1J471J	
R420		RK73GB1J102J	
R421		RK73GB1J472J	
R422		RK73GB1J102J	
R424		RK73GB1J102J	
R431,432		RK73GB1J105J	
R501-512		RK73GB1J103J	
R515-520		RK73GB1J101J	
R521-523		RK73GB1J103J	
R524-528		RK73GB1J101J	
R530-532		RK73GB1J101J	
R533		RK73GB1J103J	
R541-543		RK73GB1J470J	
R549		RK73FB2A1R0J	
R550		RK73GB1J101J	
R551		RK73GB1J105J	
R553,554		RK73GB1J472J	
R556		RK73GB1J472J	
R557-559		RK73FB2A1R0J	
R561-588		RK73FB2A1R0J	
R589		RK73GB1J101J	
R590		RK73FB2A1R0J	
R601-603		RK73GB1J473J	
R604,605		RK73GB1J103J	
R606-610		RK73GB1J473J	
R611,612		RK73GB1J103J	
R613-644		RK73GB1J473J	
R645,646		RK73GB1J103J	
R647-650		RK73GB1J473J	
R651		RK73GB1J103J	
R653-655		RK73GB1J473J	
R656		RK73GB1J103J	
R657-660		RK73GB1J473J	
R661		RK73GB1J103J	
R662,663		RK73GB1J153J	
R664,665		RK73GB1J473J	
R667		RK73GB1J102J	
R671,672		RK73GB1J105J	
R681,682		RK73FB2A1R0J	
R690		RK73FB2A1R0J	
R700		RK73GB1J470J	
R701		RK73GB1J101J	
R702-707		RK73GB1J102J	
R708-719		RK73GB1J471J	
R721-723		RK73GB1J102J	
R731-734		RK73GB1J102J	
R751-756		RK73GB1J101J	
R811-816		RK73FB2A1R0J	
R831-836		RK73FB2A1R0J	
R841,842		RK73FB2A470J	
R900-927		RK73GB1J101J	
D1 -5		DA204U	
IC4	*	AK5383-VS	
IC5 -7	*	AK4393-VF	
IC8 -13		NJM4565MD	
IC21	*	ADSST-AUDIO35	
IC22,23		HY57V16160DTC	
IC24	*	49BV008A1AKB	
IC25	*	AK4112-VF	
IC26,27		TC7S04F	
IC28,29		TC7SHU04FU	
IC30	*	TC7WH34FK	
IC31,32	*	TC74LVX573FT	
IC33		TC7SH02F	
IC34		TC7SH32F	
IC35-37		TC7S08FU	
IC39		TC74VHC125F	
IC40	*	UPD784036C851	
IC51		UPC2933T	
IC53	*	UPC2905T	
IC54	*	UPC29L33T	

11

Ref. No	New Parts	Parts No.	Destination
CONTROL (X11-3870-10/3870-11/3870-12)			
C1 ,2		CE04KW1H4R7M	
C3 ,4		CC73FCH1H101J	
C5 ,6		CC73FSL1H101J	
C7 ,8		CE04KW1H220M	
C9 ,10		CC73FSL1H101J	
C11 ,12		CE04KW1H4R7M	
C13 ,14		CC73FCH1H471J	
C15 ,16		CC73FSL1H101J	
C17 ,18		CE04KW1H220M	
C19 ,20		CC73FSL1H101J	
C21 ,22		CE04KW1H4R7M	12
C23 ,24		CC73FCH1H471J	12
C25 ,26		CC73FSL1H101J	12
C27 ,28		CE04KW1H4R7M	12
C29 ,30		CC73FSL1H101J	12
C31 ,32		CE04KW1H4R7M	
C33 ,34		CC73FCH1H471J	12
C35 ,36		CC73FSL1H101J	
C37 ,38		CE04KW1H4R7M	
C39 ,40		CC73FSL1H101J	
C42		CC73FSL1H101J	
C43 ,44		CK73FF1E104Z	12
C51 ,52		CE04KW1H4R7M	
C53 -56		CC73FSL1H101J	
C59 ,60		CC73FSL1H101J	
C61 ,62		CE04KW1H4R7M	
C63 -66		CC73FSL1H101J	
C69 ,70		CC73FSL1H101J	
C71 -74		CK73FB1H103K	
C75 -78		CK73FB1H103K	12
C101,102		CC73FSL1H101J	
C111,112		CC73FSL1H101J	
C121,122		CC73FSL1H101J	
C131-133		CC73FSL1H101J	12
C201,202		CC73FSL1H221J	
C204,205		CC73FSL1H221J	
C206		CC73FSL1H101J	12
C207		CK73FB1E823K	12
C211,212		CC73FCH1H102J	12
C213,214		CK73FF1E104Z	12
C215		CC73FSL1H101J	
C216		CC73FSL1H331J	
C217		CC73FCH1H102J	
C219,220		CC73FSL1H101J	
C230		CK73FF1E104Z	
C301,302		CK73FB1H561K	
C303,304		CK73FF1E104Z	
C305,306		CE04KW1H4R7M	
C307,308		CC73FSL1H470J	
C309,310		CE04KW1H220M	
C313,314		CC73FSL1H330J	
C315,316		CC73FSL1H101J	
C319		CC73FSL1H101J	
C321,322		CK73FB1H561K	
C323,324		CK73FF1E104Z	
C325,326		CE04KW1H4R7M	
C327		CC73FSL1H470J	
C328		CC73FSL1H820J	
C329,330		CE04KW1H220M	
C332		CC73FSL1H101J	
C333		CC73FSL1H330J	
C334-336		CC73FSL1H101J	
C339		CC73FSL1H101J	
C341,342		CK73FB1H561K	
C343,344		CK73FF1E104Z	
C345,346		CE04KW1H4R7M	
C347,348		CC73FSL1H470J	
C349,350		CE04KW1H220M	
C353,354		CC73FSL1H330J	
C355,356		CC73FSL1H101J	
C359		CC73FSL1H101J	
C361,362		CC73FCH1H561J	12
C363,364		CK73FF1E104Z	12
C365,366		CE04KW1H4R7M	12

Ref. No	New Parts	Parts No.	Destination
C367,368		CC73FSL1H820J	12
C369,370		CE04KW1H220M	12
C373,374		CC73FSL1H330J	12
C375,376		CC73FSL1H101J	12
C379		CC73FSL1H101J	12
C401-406		CE04KW1H100M	
C407		CE04KW1H100M	12
C501,502		CC73FSL1H221J	
C503,504		CC73FSL1H101J	
C505,506		CC73FSL1H221J	
C507-510		CC73FSL1H101J	
C511,512		CC73FSL1H101J	11/12
C513-518		CC73FSL1H101J	
C519		CK45FF1H103Z	
C520		CC73FSL1H101J	
C521		CK45FF1H103Z	
C522-524		CC73FSL1H101J	
C525		CK45FF1H103Z	
C533		CC73FSL1H101J	12
C534-539		CE04KW1H4R7M	
C541-546		CK73FF1E104Z	
C547-552		CC73FSL1H101J	
C556		CC73FSL1H101J	
C559		CK73FB1H103K	
C560		CC73FSL1H101J	
C561		CK73FB1H103K	
C562		CC73FSL1H101J	
C563		CK73FB1H103K	
C564		CC73FSL1H101J	12
C565		CE04KW1H100M	
C566		CK73FB1H103K	
C567		CC73FSL1H101J	
C568		CK73FB1H103K	12
C569		CC73FSL1H101J	12
C571		CK45FF1H103Z	
C572		CC73FSL1H101J	
C573		CK45FF1H103Z	
C574		CC73FSL1H101J	12
C575		CK45FF1H103Z	12
C576,577		CC73FSL1H101J	
C578,579		CC73FSL1H101J	12
C580		CK73FB1H103K	12
C581,582		CC73FSL1H101J	12
C583-588		CE04KW1H220M	
C589,590		CE04KW1H220M	
C591		CC73FSL1H101J	12
C594		CK73FB1H103K	12
C595,596		CC73FCH1H560J	
CN1		E40-9829-05	
CN2		E40-9836-05	
CN3		E40-8375-05	
CN4	*	E40-8642-05	
CN101	*	E40-8354-05	
CN102		E40-9820-05	
CN201		E40-8253-05	
CN202	*	E40-8531-05	
CN301		E40-4297-05	
CN302		E40-9840-05	
CN303		E40-9847-05	
CN304		E40-9851-05	
CN305		E40-9839-05	12
CN306		E40-9842-05	
CN307-309		E40-9846-05	
CN310		E40-9853-05	
CN311,312		E40-8257-05	
CN313-315		E40-9837-05	
J1	*	E63-1164-05	10
J1 ,2	*	E63-1111-05	11/12
J2	*	E63-1163-05	10
J3	*	E63-1114-05	10
J3	*	E63-1115-05	11/12
J101	*	E63-1116-05	10
J101	*	E63-1117-05	11/12
J102	*	E63-1118-05	10

L : Scandinavia K : USA P : Canada R : Mexico C : China
 Y : PX(Far East,Hawaii) T : England E : Europe G : Germany V : China(Shanghai)
 Y : AAFES(Europe) X : Australia Q : Russia H : Korea M : Other Areas

I : Malaysia 12 : X11-3870-12 10 : X11-3870-10
 11 : X11-3870-11
 Δ indicates safety critical components .

PARTS LIST

* New Parts
 Parts without **Parts No.** are not supplied.
 Les articles non mentionnées dans le **Parts No.** ne sont pas fournis.
 Teile ohne **Parts No.** werden nicht geliefert.



Ref. No	New Parts	Parts No.	Desti-nation	Ref. No	New Parts	Parts No.	Desti-nation	Ref. No	New Parts	Parts No.	Desti-nation
J102	*	E63-1119-05	11/12	R235		RK73FB2A102J		R597-602		RK73FB2A470J	
J103	*	E63-1120-05	12	R236		RK73FB2A272J		R603,604		RK73FB2A470J	12
J201	*	E11-0907-05		R237		RK73FB2A222J		R605-610		RK73FB2A470J	12
J202	*	E11-0347-05		R238		RK73FB2A102J		R611,612		RK73FB2A470J	
J203-206	*	E11-0905-05	12	R239		RD14NB2E471J		R613,614		RK73FB2A470J	
J207,208	*	E11-0905-05		R241		RK73FB2A473J		W400		R92-0679-05	
J209	*	E11-0906-05		R242		RK73FB2A102J		W402		R92-0679-05	
L201		L40-1015-34	12	R243		RK73FB2A470J		W404		R92-0679-05	
L203		L40-1015-34		R301,302		RK73FB2A105J		W405,406		R92-0670-05	
R1		RK73FB2A102J		R303,304		RK73FB2A124J		W407		R92-0679-05	
R3,4		RK73FB2A471J		R305,306		RK73FB2A103J		W411,412		R92-0670-05	12
R5,6		RK73FB2A474J		R307,308		RK73FB2A332J		W413		R92-0670-05	
R7,8		RK73FB2A101J		R309,310		RK73FB2A163J		D203		DA204U	12
R9,10		RK73FB2A472J		R311,312		RK73FB2A133J		D207		UDZ5.1B	12
R15,16		RK73FB2A474J		R313,314		RK73FB2A470J		D208		DA204U	
R17,18		RK73FB2A471J		R315-317		RK73FB2A103J		D209		U1BC44	
R19,20		RK73FB2A474J		R331,332		RK73FB2A105J		D210		MA111	
R21,22		RK73FB2A101J	12	R333,334		RK73FB2A124J		D212		MA111	
R23,24		RK73FB2A474J		R335,336		RK73FB2A103J		D401-403		U1BC44	
R25,26		RK73FB2A471J	12	R337		RK73FB2A332J		D404		HSS104A	
R27,28		RK73FB2A474J	12	R338		RK73FB2A432J		D404		1SS133	
R29,30		RK73FB2A101J	12	R339		RK73FB2A163J		IC1		NJU7313AM	
R31,32		RK73FB2A471J		R340		RK73FB2A223J		IC2		NJM4565MD	
R33,34		RK73FB2A474J		R341		RK73FB2A133J		IC3		NJU7311AM	
R35,36		RK73FB2A101J		R342		RK73FB2A163J		IC4		NJM4565MD	
R51,52		RK73FB2A471J		R343		RK73FB2A470J		IC5		NJU7312AM	12
R53,54		RK73FB2A104J		R351,352		RK73FB2A105J		IC6		NJM4565MD	12
R55,56		RK73FB2A101J		R353,354		RK73FB2A124J		IC7-9	*	NJM4565MD	
R57,58		RK73FB2A470J		R355,356		RK73FB2A103J		IC201	*	TC4W53FU	
R61,62		RK73FB2A471J		R357,358		RK73FB2A332J		IC301-303	*	TC9459F	
R63,64		RK73FB2A104J		R359,360		RK73FB2A163J		IC304	*	TC9459F	12
R65		RK73FB2A472J		R361,362		RK73FB2A133J		IC305-307	*	NJM4565MD	
R66		RK73FB2A101J		R363,364		RK73FB2A470J		IC308		NJM4565MD	12
R67,68		RK73FB2A470J		R371,372		RK73FB2A105J	12	Q101-104		2SC4213(B)	
R101,102		RK73FB2A224J		R373,374		RK73FB2A124J	12	Q111-114		2SC4213(B)	
R103,104		RK73FB2A471J		R379,380		RK73FB2A302J	12	Q121-124		2SC4213(B)	
R105,106		RK73FB2A222J		R381,382		RK73FB2A133J	12	Q131-134		2SC4213(B)	12
R107,108		RK73FB2A471J		R401,402		RD14NB2E4R7J		Q201		2SC4081(R,S)	12
R109,110		RK73FB2A222J		R403		RK73FB2A272J		Q201		2SC4116(Y,GR)	12
R121,122		RK73FB2A224J		R404		RK73FB2A103J		Q202		DTC124EUA	12
R123,124		RK73FB2A471J		R405		RK73FB2A122J		Q202		UN5212	12
R125,126		RK73FB2A222J		R406		RK73FB2A683J		Q206		DTA124EUA	12
R127,128		RK73FB2A471J		R407		RK73FB2A122J		Q206		UN5112	12
R129,130		RK73FB2A222J		R408		RK73FB2A683J		Q207		DTC124EUA	12
R141,142		RK73FB2A224J		R409		RK73FB2A122J		Q207		UN5212	12
R143,144		RK73FB2A471J		R410		RK73FB2A683J		Q208		DTA124EUA	12
R145,146		RK73FB2A222J		R411		RK73FB2A122J	12	Q208		UN5112	12
R147,148		RK73FB2A471J		R412		RK73FB2A683J	12	Q209		DTC124EUA	12
R149,150		RK73FB2A222J		R415		RK73FB2A181J		Q209		UN5212	12
R161,162		RK73FB2A224J	12	R416,417		RK73FB2A103J		Q210		2SC4081(R,S)	12
R163,164		RK73FB2A471J		R501,502		RK73FB2A102J		Q210		2SC4116(Y,GR)	12
R165,166		RK73FB2A222J	12	R503,504		RK73FB2A471J		Q211		DTA113ZUA	12
R167,168		RK73FB2A471J		R505,506		RK73FB2A102J		Q211		2SC4116(Y,GR)	12
R169,170		RK73FB2A222J	12	R507-510		RK73FB2A471J		Q211		DTA113ZUA	
R171		RK73FB2A104J	12	R511,512		RK73FB2A471J	11/12	Q212		UN5119	12
R201		RD14NB2E471J	12	R513-518		RK73FB2A471J		Q212		2SA1576A(R,S)	
R202		RK73FB2A102J	12	R519,520		RK73FB2A474J		Q212		2SA1586(Y,GR)	
R203		RK73FB2A473J	12	R521,522		RK73FB2A104J		Q213		DTC124EUA	
R204		RK73FB2A102J	12	R523,524		RK73FB2A474J		Q213		UN5212	
R205		RK73FB2A103J		R525-528		RK73FB2A104J		Q214		2SC4081(R,S)	12
R213,214		RD14NB2E471J	12	R529,530		RK73FB2A104J	11/12	Q214		2SC4116(Y,GR)	12
R215-218		RK73FB2A223J	12	R531-536		RK73FB2A104J		Q215		2SA1576A(R,S)	12
R219		RD14NB2E100J	12	R537		RK73FB2A102J		Q215		2SA1586(Y,GR)	12
R220		RK73FB2A102J	12	R540		RK73FB2A103J		Q216		2SC4081(R,S)	12
R221,222		RK73FB2A103J	12	R547-550		RK73FB2A470J		Q216		2SC4116(Y,GR)	
R223		RK73FB2A102J	12	R551,552		RK73FB2A470J	12	Q301,302		2SC4213(B)	
R224		RK73FB2A101J		R553,554		RK73FB2A113J		Q311,312		2SC4213(B)	
R225		RK73FB2A102J		R555,556		RK73FB2A472J		Q321,322		2SC4213(B)	
R226		RK73FB2A103J		R565-570		RK73FB2A470J		Q401		DTA113ZUA	
R227		RK73FB2A472J		R571,572		RK73FB2A470J	12	Q401		UN5119	
R228,229		RK73FB2A102J		R573-578		RK73FB2A104J		Q402		DTC143TUA	
R230		RK73FB2A223J		R579,580		RK73FB2A104J	12	Q402		UN5216	
R231,232		RD14NB2E471J		R581-586		RK73FB2A224J		Q403		DTA113ZUA	
R233		RK73FB2A101J		R587,588		RK73FB2A224J	12	Q403		UN5119	
R234		RK73FB2A223J		R589-594		RK73FB2A822J		Q404		DTC143TUA	
				R595,596		RK73FB2A822J	12	Q404		UN5216	
								Q405		DTA113ZUA	
								Q405		UN5119	

L : Scandinavia K : USA P : Canada R : Mexico C : China I : Malaysia 12 : X11-3870-12 10 : X11-3870-10
 Y : PX(Far East,Hawaii) T : England E : Europe G : Germany V : China(Shanghai) 11 : X11-3870-11
 Y : AAFES(Europe) X : Australia Q : Russia H : Korea M : Other Areas
 A indicates safety critical components.

PARTS LIST

* New Parts
 Parts without **Parts No.** are not supplied.
 Les articles non mentionnés dans le **Parts No.** ne sont pas fournis.
 Teile ohne **Parts No.** werden nicht geliefert.



Ref. No	New Parts	Parts No.	Desti-nation
Q406		DTC143TUA	
Q406		UN5216	
Q407		DTA113ZUA	
Q407		UN5119	
Q408		DTC143TUA	
Q408		UN5216	
Q409		DTA113ZUA	12
Q409		UN5119	12
Q410		DTC143TUA	12
Q410		UN5216	12
SUB (X13-7700-10/7700-11/7700-12)			
C1 -5		CC73FSL1H101J	
C6		CC73FSL1H101J	11/12
C7 ,8		CC73FSL1H101J	
C9 ,10		CE04KW0J471M	
C11 -14		CE04KW1H010M	
C15		CE04KW1H010M	11/12
C16		CC73FSL1H101J	
C17		CK73FB1H103K	
C18 ,19		CE04KW1H010M	
C21		CE04KW1C470M	
C22		CE04KW0J471M	
C23 -27		CE04KW1H010M	12
C28		CE04KW1C470M	12
C29		CK73FB1H182K	12
C30		CC73FSL1H102J	12
C31		CE04KW1H220M	12
C32		CE04KW1H100M	12
C33		CK73FF1C224Z	12
C34		CK73FB1H103K	12
C35		CK73FB1H103K	
C36 ,37		CK73FB1H103K	12
C38		CE04KW1A101M	11/12
C39		CE04KW0J471M	12
C40		CK73FB1H103K	
C41		CE04KW1A101M	12
C51 -60		CC73FSL1H101J	
C61 ,62		CC73FSL1H101J	11/12
C63 -66		CC73FSL1H101J	
C67 -69		CK73FF1E104Z	
C70		CK73FF1E104Z	11/12
C71		CK73FF1E104Z	
C72		CE04KW0J471M	
C73		CK73FF1E104Z	
C74		CE04KW1H010M	
C75		CK73FB1C104K	
C76		CE04KW0J471M	
C77		CK73FF1E104Z	
C78		CE04KW1H010M	
C79		CK73FB1C104K	
C80		CE04KW1H010M	
C81		CK73FB1C104K	
C82		CE04KW1H010M	11/12
C83		CK73FB1C104K	11/12
C84		CE04KW1H010M	
C85		CK73FB1C104K	
C86		CE04KW0J471M	
C87		CK73FF1E104Z	
C88 ,89		CK73FF1E104Z	11/12
C91 ,92		CE04KW1H010M	
C93 ,94		CK73FB1C104K	
C95		CE04KW1H010M	11/12
C96		CK73FB1H223K	11/12
C97 ,98		CK73FB1H103K	
C99 ,100		CE04KW1C470M	
C101,102		CE04KW0J221M	11/12
C103		CE04KW1H100M	11/12
C104		CK73FB1H182K	11/12
C105		CC73FSL1H102J	11/12
C106		CE04KW1H220M	11/12
C107		CE04KW0J221M	11/12
C108		CK73FF1C105Z	11/12
C109		CK73FB1H103K	11/12
C110,111		CK73FF1E104Z	
C201-203		CK73FB1H103K	

Ref. No	New Parts	Parts No.	Desti-nation
C204		CC73FSL1H101J	
C205		CK73FF1E104Z	
C206		CK73FB1E823K	
C207		CK73FB1H103K	
C208,209		CC73FSL1H101J	
C210		CK73FB1H472K	
C211		CC73FSL1H101J	
C212,213		CK73FF1C105Z	
C214		CC73FSL1H102J	
C215		CE04KW1A101M	
C216		C90-1826-05	
C217,218		CC73FCH1H220J	12
C219		CE04KW1H100M	
C220		CC73FSL1H561J	12
C221		CC73FSL1H331J	12
C222		CE04KW1H100M	
C223		CE04KW1H010M	
C224		CK73FB1H103K	
C225,226		CK73FF1E104Z	
C227		CC73FSL1H101J	
C228,229		CK73FB1H103K	
C401,402		CE04KW1V102M	
C403,404		CC73FSL1H102J	
C405		CE04KW1H100M	
C406		GE04KW1E221M	
C407,408		CE04KW1E470M	
C409		CC73FSL1H681J	
C410		CC73FSL1H101J	
C411		CC73FSL1H102J	
C412,413		CC73FSL1H470J	
C451		CK45FF1H103Z	
C452		CE04KW1C472M	
C455		CE04KW1C101M	
C456		GE04KW1A101M	
C461		CE04KW1C101M	
C462		CE04KW1H100M	
C463		CK73FB1H103K	
C471		CK45FF1H103Z	
C491		CK45FF1H103Z	
C492		CE04KW1V102M	
C493		CE04KW1H220M	
C494		CE04KW1H470M	
C495		CC73FSL1H101J	
C501,502		CK73FB1C104K	
C503		GE04KW1A101M	
C505		CC73FSL1H220J	11/12
C506		CK73FB1C104K	11/12
C507,508		CC73FSL1H220J	11/12
C511		CK73FB1C104K	
C512		CK73FB1H103K	
C513,514		CC73FSL1H470J	
C521		CK73FB1C104K	
C522		CK73FB1H103K	
C523,524		CC73FSL1H470J	
C531		CK73FB1C104K	
C532		CK73FB1H103K	
C533,534		CC73FSL1H470J	
C541		CK73FB1C104K	11/12
C542		CK73FB1H103K	11/12
C543,544		CC73FSL1H470J	11/12
C551		CK73FB1C104K	11/12
C552		CK73FB1H103K	11/12
C553,554		CC73FSL1H470J	11/12
C561		CK73FB1C104K	11/12
C562		CK73FB1H103K	11/12
C563,564		CC73FSL1H470J	11/12
C571		CK73FB1C104K	11/12
C572		CK73FB1H103K	11/12
C573,574		CC73FSL1H470J	11/12
C591		CC73FSL1H270J	
C594-596		CK73FB1H102K	
C597,598		CK73FB1H102K	11/12
C601,602		CE04KW1H4R7M	
C603,604		CC45FSL1H470J	
C605,606		CC73FSL1H101J	

Ref. No	New Parts	Parts No.	Desti-nation
C607,608		CE04KW1H100M	
C609,610		CC73FSL1H470J	
C611,612		CC45FSL1H271J	
C613,614		CC73FSL1H101J	
C615,616		CE04KW1H100M	
C617,618		CC73FSL1H470J	
C619,620		CC45FSL1H271J	
C621,622		CC73FSL1H101J	
C623,624		CQ93FMG1H222J	
C625,626		CK73FB1C104K	
C627,628		CE04KW1H100M	
C629,630		CC73FSL1H470J	
C631		CK73FB1H103K	
C632		CC73FSL1H101J	
C633		CK73FB1H102K	
C635		CK73FB1H102K	
C637		CQ93FMG1H472J	
C638		CQ93FMG1H104J	
C639-642		CQ93FMG1H472J	
C701		CE04KW1H100M	
C702,703		CC73FSL1H101J	
C704		CE04KW1H100M	
C705		CC73FSL1H101J	
C711		CK73FB1H103K	
C712		CC73FSL1H101J	
C731-740		CC73FSL1H101J	
C741		CK73FB1H103K	
C742		CC73FSL1H101J	
C743,744		CE04KW1H2R2M	
C801,802		CE04KW1H2R2M	
C803-808		CC73FSL1H101J	
C809,810		CE04KW1H220M	
C811,812		CC73FSL1H101J	
C813,814		CE04KW1E470M	
C821		CK73FB1H103K	
C822		CC73FSL1H101J	
C851		CE04KW1H100M	
C901,902		CE04KW1H010M	
C903,904		CK73FB1H561K	
C905,906		CE04KW1H010M	
C907,908		CC73FSL1H270J	
C909,910		CK73FB1H183K	
C911,912		CK73FB1H562K	
C913,914		CE04KW1H100M	
C915,916		CK73FB1H153K	
C917,918		CK73FB1H683K	
C919,920		CK73FB1H821K	
C921		CK73FB1H103K	
C922		CC73FSL1H101J	
C951		CC73FSL1H101J	
C961		CK73FB1H103K	
C962		CC73FSL1H101J	
C963		CC73FSL1H471J	
C971		CK73FB1H103K	
C972		CC73FSL1H101J	
C973		CC73FSL1H471J	
C974,975		CC73FCH1H560J	
CN1 ,2	*	E40-8252-05	
CN3	*	E40-8542-05	
CN4 ,5	*	E40-9829-05	
CN6	*	E40-9825-05	
CN7	*	E40-3271-05	
CN8	*	E40-3270-05	
CN9	*	E40-8254-05	
CN10	*	E40-8252-05	
CN11,12	*	E40-9820-05	
CN21	*	E40-3257-05	
CN51	*	E40-8232-05	
CN52	*	E40-9834-05	
CN53	*	E40-9830-05	
J1	*	E63-1021-05	10
J1 ,2	*	E63-1125-05	11/12
J2 ,3	*	E63-1020-05	10
J3	*	E63-1123-05	11/12
J4	*	E56-0029-05	10

L : Scandinavia
 Y : PX(Far East,Hawaii)
 Y : AAFES(Europe)

K : USA
 T : England
 X : Australia

P : Canada
 E : Europe
 Q : Russia

R : Mexico
 G : Germany
 H : Korea

C : China
 V : China(Shanghai)
 M : Other Areas

I : Malaysia

12 : X13-7700-12

10 : X13-7700-10

11 : X13-7700-11

Δ indicates safety critical components.

PARTS LIST

* New Parts
 Parts without **Parts No.** are not supplied.
 Les articles non mentionnés dans le **Parts No.** ne sont pas fournis.
 Teile ohne **Parts No.** werden nicht geliefert.

12

Ref. No	New Parts	Parts No.	Desti-nation	Ref. No	New Parts	Parts No.	Desti-nation	Ref. No	New Parts	Parts No.	Desti-nation
J4 ,5	*	E56-0030-05	11/12	R97		RK73FB2A103J	11/12	R310		RK73FB2A103J	
J5 ,6	*	E56-0027-05	10	R98		RK73FB2A223J	11/12	R311		RK73FB2A102J	
J6	*	E56-0028-05	11/12	R99 ,100		RK73FB2A103J	11/12	R312		RK73FB2A104J	
J51	*	E63-1128-05	11/12	R101		RK73FB2A562J	11/12	R313		RD14NB2E331J	
J52	*	E63-1129-05	10	R102		RK73FB2A104J	11/12	R314,315		RK73FB2A332J	
J52	*	E63-1130-05	11/12	R103		RK73FB2A101J	11/12	R316		RK73FB2A103J	
J53 ,54	*	E63-1124-05	11/12	R104		RK73FB2A474J	11/12	R317		RK73FB2A470J	
△ F5 -7		F50-0067-05		R105,106		RK73FB2A103J	11/12	R318		RK73FB2A102J	
△ F8		F50-0072-05		R107		RK73FB2A222J	11/12	R319		RK73FB2A103J	
CN22-29		J13-0075-05		R108		RK73FB2A472J	11/12	R320-327		RK73FB2A101J	
L1	*	L76-0018-05	11/12	R109-112		RK73FB2A102J	11/12	R329		RK73FB2A101J	
L12		L40-1015-34		R113		RK73FB2A183J	11/12	R330-334		RK73FB2A332J	
X1		L78-0615-05		R114		RK73FB2A103J		R335-340		RK73FB2A101J	
X2		L78-0674-05		R115		RK73FB2A103J	11/12	R341		RK73FB2A102J	
X3		L77-2002-05	12	R116		RK73FB2A273J	11/12	R342-344		RK73FB2A472J	
R1		RK73FB2A104J		R117		RK73FB2A332J	11/12	R345		RS14KB3D330J	
R2		RK73FB2A750J		R118		RK73FB2A104J	12	R346,347		RK73FB2A101J	
R3		RK73FB2A104J		R119,120		RK73FB2A471J	12	R401,402		RK73FB2A391J	
R4 ,5		RK73FB2A750J		R121		RK73FB2A222J		R403		RK73FB2A101J	
R6		RK73FB2A750J	11/12	R122		RK73FB2A332J		R404		RK73FB2A222J	
R7		RK73FB2A750J		R123		RK73FB2A473J	12	R405		RK73FB2A153J	
R8		RK73FB2A104J		R151		RK73FB2A332J		R406		RK73FB2A391J	
R9		RK73FB2A750J		R152-154		RK73FB2A101J		R407		RK73FB2A101J	
R10		RK73FB2A104J		R200		RK73FB2A103J		R408		RK73FB2A222J	
R11		RK73FB2A750J		R202		RK73FB2A332J		R409		RK73FB2A101J	
R12		RK73FB2A104J		R203-205		RK73FB2A101J		R410		RK73FB2A163J	
R13		RK73FB2A750J		R206,207		RK73FB2A332J		R411		RK73FB2A224J	
R14 ,15		RK73FB2A103J		R208		RK73FB2A101J		△ R451,452		RS14KB3D1R0J	
R16		RD14NB2E4R7J		R209,210		RK73FB2A332J		R453		RK73FB2A471J	
R17		RK73FB2A562J	12	R211,212		RK73FB2A101J		R454,455		RK73FB2A102J	
R18		RK73FB2A103J	12	R213-219		RK73FB2A102J		R456		RK73FB2A222J	
R19		RK73FB2A223J	12	R220		RK73FB2A473J		R457		RK73FB2A152J	
R20		RK73FB2A103J	12	R221-224		RK73FB2A102J		R461,462		RK73FB2A331J	
R21		RK73FB2A104J		R225		RK73FB2A101J		R463		RK73FB2A222J	
R22		RK73FB2A101J	12	R226		RK73FB2A102J		R464		RK73FB2A391J	
R23		RK73FB2A474J	12	R227-230		RK73FB2A101J		R491		RD14NB2E332J	
R24		RK73FB2A153J	12	R231		RK73FB2A105J		R492		RK73FB2A221J	11/12
R25 ,26		RK73FB2A103J	12	R232-237		RK73FB2A473J		△ R493		RD14NB2E1R0J	
R27		RK73FB2A222J	12	R238-240		RK73FB2A101J		R501		RD14NB2E1R0J	
R28		RK73FB2A103J	12	R241		RK73FB2A104J		R505		RK73FB2A100J	11/12
R29 ,30		RK73FB2A473J		R242-249		RK73FB2A101J		R506		RK73FB2A221J	11/12
R31 ,32		RK73FB2A1R0J		R250		RK73FB2A104J		R507,508		RK73FB2A750J	11/12
R33 -35		RK73FB2A1R0J	12	R251		RK73FB2A473J		R509		RK73FB2A101J	
R36		RK73FB2A750J	12	R252		RK73FB2A472J		R510		RD14NB2E1R0J	
R37		RK73FB2A1R0J		R253,254		RK73FB2A104J		R511		RK73FB2A750J	
R38		RK73FB2A101J	12	R255		RK73FB2A102J		R512		RK73FB2A751J	
R39		RK73FB2A103J	12	R256		RK73FB2A1R0J		R513		RK73FB2A104J	
R40		RK73FB2A473J	12	R258,259		RK73FB2A104J		R514		RK73FB2A473J	
R51 ,52		RK73FB2A104J		R260,261		RK73FB2A331J		R515		RK73FB2A224J	
R53		RK73FB2A750J		R262,263		RK73FB2A102J		R516		RK73FB2A470J	
R54 ,55		RK73FB2A104J		R264		RK73FB2A393J	10	R517		RK73FB2A100J	
R56 ,57		RK73FB2A750J		R265		RK73FB2A393J	10/11	R521		RK73FB2A750J	
R58		RK73FB2A750J	11/12	R266		RK73FB2A393J	11/12	R522		RK73FB2A751J	
R59		RK73FB2A750J		R267		RK73FB2A393J		R523		RK73FB2A104J	
R60 ,61		RK73FB2A104J		R268		RK73FB2A332J		R524		RK73FB2A473J	
R62 -64		RK73FB2A750J		R269		RK73FB2A103J		R525		RK73FB2A224J	
R65		RK73FB2A750J	11/12	R270		RK73FB2A332J		R526		RK73FB2A470J	
R66		RK73FB2A750J		R271-277		RK73FB2A473J		R531		RK73FB2A750J	
R67		RK73FB2A104J		R279		RK73FB2A333J		R532		RK73FB2A751J	
R68 ,69		RK73FB2A750J		R281		RK73FB2A473J		R533		RK73FB2A104J	
R70 ,71		RK73FB2A104J		R282		RK73FB2A333J	10/11	R534		RK73FB2A473J	
R72 ,73		RK73FB2A750J		R283		RK73FB2A473J		R535		RK73FB2A224J	
R74		RK73FB2A104J		R284		RK73FB2A333J	10/11	R536		RK73FB2A470J	
R75 ,76		RK73FB2A750J		R285-287		RK73FB2A332J		R537		RK73FB2A100J	
R77 -80		RK73FB2A103J		R288		RK73FB2A333J		R541		RK73FB2A750J	11/12
R81 ,82		RK73FB2A473J		R289		RK73FB2A105J		R542		RK73FB2A751J	11/12
R83 ,84		RK73FB2A1R0J		R290,291		RK73FB2A332J		R543		RK73FB2A104J	11/12
R85		RK73FB2A1R0J	11/12	R293,294		RK73FB2A473J		R544		RK73FB2A473J	11/12
R86		RK73FB2A103J	11/12	R295,296		RK73FB2A333J	12	R545		RK73FB2A224J	11/12
R87		RK73FB2A273J	11/12	R298,299		RK73FB2A332J		R546		RK73FB2A470J	11/12
R88		RK73FB2A332J	11/12	R300,301		RK73FB2A102J	12	R547		RK73FB2A103J	10
R91 ,92		RK73FB2A1R0J		R302		RK73FB2A103J		R551		RK73FB2A750J	11/12
R93 ,94		RK73FB2A151J		R303		RK73FB2A1R0J		R552		RK73FB2A751J	11/12
R95		RK73FB2A103J	12	R304		RK73FB2A102J		R553		RK73FB2A104J	11/12
R96		RK73FB2A472J	12	R305		RK73FB2A103J		R554		RK73FB2A473J	11/12
				R306-309		RK73FB2A332J		R555		RK73FB2A224J	11/12

L : Scandinavia
 Y : PX(Far East,Hawaii)
 Y : AAFES(Europe)

K : USA
 T : England
 X : Australia

P : Canada
 E : Europe
 Q : Russia

R : Mexico
 G : Germany
 H : Korea

C : China
 V : China(Shanghai)
 M : Other Areas

I : Malaysia

12 : X13-7700-12

10 : X13-7700-10

11 : X13-7700-11

△ indicates safety critical components .

PARTS LIST

* New Parts
 Parts without **Parts No.** are not supplied.
 Les articles non mentionnés dans le **Parts No.** ne sont pas fournis.
 Teile ohne **Parts No.** werden nicht geliefert.



Ref. No	New Parts	Parts No.	Desti-nation
R556		RK73FB2A470J	11/12
R557		RK73FB2A103J	10
R558		RK73FB2A100J	11/12
R561		RK73FB2A750J	11/12
R562		RK73FB2A751J	11/12
R563		RK73FB2A104J	11/12
R564		RK73FB2A473J	11/12
R565		RK73FB2A224J	11/12
R566		RK73FB2A470J	11/12
R567		RK73FB2A103J	10
R571		RK73FB2A750J	11/12
R572		RK73FB2A751J	11/12
R573		RK73FB2A104J	11/12
R574		RK73FB2A473J	11/12
R575		RK73FB2A224J	11/12
R576		RK73FB2A470J	11/12
R577		RK73FB2A103J	10
R578		RK73FB2A100J	11/12
R591		RK73FB2A102J	
R592		RK73FB2A103J	
R593		RK73FB2A101J	
R594		RK73FB2A100J	
R596		RK73FB2A681J	
R601-604		RK73FB2A273J	
R605,606		RK73FB2A243J	
R607,608		RK73FB2A103J	
R609,610		RK73FB2A271J	
R611,612		RK73FB2A243J	
R613,614		RK73FB2A103J	
R615,616		RK73FB2A271J	
R617-620		RK73FB2A103J	
R655,656		RK73FB2A100J	
R701		RK73FB2A224J	
R702		RK73FB2A101J	
R703		RK73FB2A470J	
R704,705		RK73FB2A472J	
R706		RK73FB2A470J	
R729,730		RK73FB2A102J	
R731,732		RK73FB2A682J	
R733-740		RK73FB2A472J	
R801,802		RK73FB2A224J	
R803-806		RK73FB2A472J	
R807,808		RK73FB2A224J	
R809,810		RK73FB2A102J	
R811,812		RK73FB2A470J	
R851		RK73FB2A103J	
R852		RK73FB2A332J	
R853		RK73FB2A152J	
R854		RK73FB2A103J	
R901,902		RK73FB2A393J	
R903,904		RK73FB2A103J	
R905,906		RK73FB2A124J	
R907,908		RK73FB2A433J	
R909,910		RK73FB2A184J	
R911,912		RK73FB2A394J	
R913,914		RK73FB2A821J	
R915,916		RK73FB2A392J	
R917,918		RK73FB2A163J	
R919,920		RK73FB2A684J	
R921,922		RK73FB2A392J	
R923,924		RK73FB2A223J	
R925,926		RK73FB2A102J	
R951		RK73FB2A103J	
R961		RK73FB2A102J	
R971		RK73FB2A102J	
R972		RK73FB2A103J	
D1		DA204U	12
D2		DAP202U	12
D3		DAN202U	
D4		DAP202U	
D5		MA111	
D6 ,7		MA111	11/12
D8 ,9		MA111	
D11		DAN202U	
D12		DAP202U	
D13		MA111	

Ref. No	New Parts	Parts No.	Desti-nation
D14		DA204U	11/12
D19 ,20		MA111	
D21		DAN202U	
D22		DAP202U	
D23		DAN202U	
D24		DAP202U	
D25		DA204U	
D26 -29		MA111	
D32 -35		MA111	
D36		UDZ5.1B	
D37 -42		U1BC44	
D43		DAP202U	
D45 -47		MA111	
D48		MA111	10/11
D49		MA111	
D401,402		UDZ8.2B	
D451		D4SBL20UF03	
D461		UDZ5.6B	
D471		S1ZB20(4072)	
D491		KBP02ML-6127	
D492		UDZ16B	
D901		DA204U	
IC1	*	BA7649AF	
IC2	*	BA7611AF	
IC3	*	BA7623F	
IC4		BA7626F	12
IC5	*	BA7649AF	12
IC6		NJM4565MD	12
IC7 ,8	*	BA7649AF	
IC9 ,10	*	BA7611AF	
IC11,12	*	BA7623F	
IC13		NJM4565MD	11/12
IC14	*	UPC29M05HB	
IC22		UPD17215GT-737	
IC23	*	UPD784215GF570	10
IC23	*	UPD784215GF574	11
IC23	*	UPD784215GF575	12
IC24	*	TC7WT125FU	
IC25	*	LC72723M	12
IC26		S-80740AL-A4	
IC27		TA78057S	
IC50		UPC2905HF	
IC51,52		TC74HCU04AF	
IC53,54	*	TC74HCU04AF	11/12
IC55	*	TC74HC151AF	
IC60-62		NJM4565MD	
IC66-70		NJM4565MD	
IC71		TC9184AP	
IC81		NJU7311AM	
IC82		NJU7312AM	
IC84		LM431AIZ	
Q1 ,2		2SC4213(B)	
Q3		2SC4081(R,S)	12
Q3		2SC4116(Y,GR)	12
Q4 ,5		DTA124EUA	
Q4 ,5		UN5112	
Q6		DTC124EUA	
Q6		UN5212	
Q7		2SA1576A(R,S)	12
Q7		2SA1586(Y,GR)	12
Q8		2SC4213(B)	12
Q9		DTA124EUA	12
Q9		UN5112	12
Q11 -14		2SC4213(B)	
Q15 ,16		DTA124EUA	
Q15 ,16		UN5112	
Q17		DTC124EUA	
Q17		UN5212	
Q18 ,19		DTA124EUA	11/12
Q18 ,19		UN5112	11/12
Q20 ,21		DTC124EUA	11/12
Q20 ,21		UN5212	11/12
Q22		2SC4081(R,S)	11/12
Q22		2SC4116(Y,GR)	11/12
Q23 ,24		2SC4213(B)	12
Q25		DTC124EUA	12

Ref. No	New Parts	Parts No.	Desti-nation
Q25		UN5212	12
Q26		DTA143TUA	12
Q26		UN5116	12
Q51		2SC4081(R,S)	
Q51		2SC4116(Y,GR)	
Q52		DTC124EUA	
Q52		UN5212	
Q53		2SC4081(R,S)	
Q53		2SC4116(Y,GR)	
Q401,402	Δ	2SB1370	
Q401,402	Δ	2SB1375	
Q403,404	Δ	2SK246(Y,GR)	
Q405	Δ	2SC4081(R,S)	
Q405	Δ	2SC4116(Y,GR)	
Q406	Δ	2SA1576A(R,S)	
Q406	Δ	2SA1586(Y,GR)	
Q407	Δ	2SC4081(R,S)	
Q407	Δ	2SC4116(Y,GR)	
Q408	Δ	2SA1576A(R,S)	
Q408	Δ	2SA1586(Y,GR)	
Q451,452	Δ	2SB1370	
Q451,452	Δ	2SB1375	
Q453	Δ	2SC4081(R,S)	
Q453	Δ	2SC4116(Y,GR)	
Q461	Δ	2SD2012	
Q461	Δ	2SD2061	
Q462	Δ	2SK246(Y,GR)	
Q463	Δ	2SC4081(R,S)	
Q463	Δ	2SC4116(Y,GR)	
Q491	Δ	2SD2012	
Q491	Δ	2SD2061	
Q492	Δ	2SC4081(R,S)	
Q492	Δ	2SC4116(Y,GR)	
Q801,802	Δ	2SC4213(B)	
Q851		DTC124EUA	
Q851		UN5212	
Q852		2SA1576A(R,S)	
Q852		2SA1586(Y,GR)	
DISPLAY (X25-6320-10/6320-11/6320-12)			
D3 -10		B30-2532-05	
D11		B30-2548-05	11/12
D11	*	B30-2571-05	10
D12		B30-2430-05	
D15 -18	*	B30-2571-05	10
D15 -18	*	B30-2573-05	11/12
D19 -23	*	B30-2430-05	
D24 ,25	*	B30-2571-05	10
D24 ,25	*	B30-2573-05	11/12
D26	*	B30-2573-05	
C1 ,2	*	CE04RW1C101M	
C3		CK73FB1H102K	
C4		CC73FCH1H101J	
C5		CE04KW1C100M	
C6		CK73FB1H103K	
C7 -22		CK73FB1H221K	
C23		CE04KW1C100M	
C24		CK73FB1H471K	
C25 -27		CC73FCH1H101J	
C29		CE04RW1A101M	10
C30		CK73FB1H103K	10
C31		CE04KW1H330M	
C33		CK73EB1H104K	
C40		CK45FB1H102K	
C41 -43		CK45FF1H472Z	
C44 ,45		CK73FB1H221K	
C51 ,52		CC73FCH1H390J	
C53 ,54		CE04KW1H100M	
C55		CK73FB1H103K	
C56		CC73FCH1H101J	
C57 ,58		CE04KW1A101M	
C59 ,60		CK73FB1H221K	
C61 ,62		CQ93FMG1H123J	
C63 ,64		CQ93FMG1H332J	
C65 ,66		CE04KW1H4R7M	
C67 ,68		CC73FCH1H101J	

L : Scandinavia
 Y : PX(Far East,Hawaii)
 Y : AAFES(Europe)

K : USA
 T : England
 X : Australia

P : Canada
 E : Europe
 Q : Russia

R : Mexico
 G : Germany
 H : Korea

C : China
 V : China(Shanghai)
 M : Other Areas

I : Malaysia

12 : X25-6320-12

10 : X25-6320-10

11 : X25-6320-11

Δ indicates safety critical components.

PARTS LIST

* New Parts
 Parts without **Parts No.** are not supplied.
 Les articles non mentionnés dans le **Parts No.** ne sont pas fournis.
 Teile ohne **Parts No.** werden nicht geliefert.

14

Ref. No	New Parts	Parts No.	Desti-nation
C69		CK73FB1H103K	
C70		CC73FCH1H101J	
C71 -76		CK73FB1H221K	
C77		CK73FB1H331K	
C78 -80		CE04KW1A470M	10/11
C81 -85		CE04KW1A470M	
C86		CK73FB1E104K	
C88		CC73FCH1H270J	
C89		CK73FB1H103K	
C90 -93		CC73FCH1H101J	
C94		CK73FB1E104K	
C95 -97		CC73FCH1H101J	
C99 ,100		CE04KW1H010M	
C101,102		CC73FCH1H101J	
C103,104		CE04KW1H4R7M	
C105		CC73FCH1H101J	
C107-114		CK73FB1H221K	
C115-122		CC73FCH1H101J	
C135,136		CC73FCH1H101J	
C137,138		CE04KW1H4R7M	
C139,140		CC73FCH1H101J	
C141,142		CE04KW1H4R7M	
C143		CK73FB1H103K	
C144		CC73FCH1H101J	
C145,146		CE04KW1H4R7M	
C157,158		CE04KW1H4R7M	
C159,160		CC73FCH1H181J	
C161		CK73FB1H103K	
C162		CC73FCH1H101J	
C163,164		CK73FB1H103K	
C165,166		CK73FF1C105Z	
C167,168		CC73FSL1H560J	
C169		CE04KW1E221M	
C170		CK73FB1H103K	
CN1		E40-3264-05	10
CN2		E40-4101-05	
CN3		E40-8405-05	
CN4		E40-9823-05	
CN6 ,7		E40-9820-05	
J1	*	E63-1108-05	12
J1	*	E63-1109-05	10/11
J2	*	E63-1112-05	12
J2	*	E63-1113-05	10/11
J3	*	E63-1111-05	10/11
J3	*	E63-1164-05	12
J5	*	E63-1121-05	
J6	*	E56-0026-05	
J7	*	E11-0190-05	
J8	*	E70-0121-05	
E3 ,4		J11-0809-05	
X1		L78-0284-05	
Δ R1		RD14NB2E4R7J	
R4 ,5		R92-2062-05	
R6		RK73FB2A151J	11/12
R6		RK73FB2A221J	10
R7		RK73FB2A301J	
Δ R9		RD14NB2E100J	
R10 -16		RK73FB2A473J	
R17 -67		RK73FB2A474J	
R68		RK73FB2A332J	
R69 ,70		RK73FB2A473J	
R71		RK73FB2A105J	
R72 -74		RK73FB2A473J	
R75		RK73FB2A333J	
R78		RK73FB2A100J	
Δ R79		RS14KB3A390J	
R81		RK73FB2A100J	10
R82 -85		RK73FB2A221J	11/12
R82 -85		RK73FB2A271J	
R86 -90		RK73FB2A301J	
R91 ,92		RK73FB2A221J	10
R93 -106		RK73FB2A103J	
R107		RD14NB2E100J	10
R109		RK73FB2A101J	10
R112-114		RK73FB2A101J	

Ref. No	New Parts	Parts No.	Desti-nation
R115		RK73FB2A473J	
R116,117		RK73FB2A101J	10
R120		RD14NB2E330J	
R121		RK73FB2A221J	
R122		RK73FB2A101J	
R123		RK73FB2A103J	
R124		RK73FB2A101J	
R125		RK73FB2A513J	10
R126,127		RK73FB2A2R2J	
R128		RD14NB2E2R7J	
R131,132		RK73FB2A224J	
R133,134		RK73FB2A222J	
R135,136		RK73FB2A303J	
R139,140		RK73FB2A361J	
R141,142		RK73FB2A274J	
R143,144		RK73FB2A223J	
R145,146		RK73FB2A473J	
R147,148		RK73FB2A102J	
R149,150		RK73FB2A104J	
R151,152		RK73FB2A221J	
R153,154		RK73FB2A474J	
R155,156		RK73FB2A102J	
R157,158		RK73FB2A104J	
R159,160		RK73FB2A221J	
R161,162		RK73FB2A474J	
R163,164		RK73FB2A102J	
R165,166		RK73FB2A104J	
R167,168		RK73FB2A221J	
R169,170		RK73FB2A474J	
R171,172		RK73FB2A102J	
R173,174		RK73FB2A104J	
R175		RK73FB2A103J	
R176,177		RK73FB2A474J	
R183,184		RK73FB2A224J	
R185,186		RK73FB2A101J	
R187		RK73FB2A470J	
R189,190		RK73FB2A102J	
R191-193		RD14NB2E100J	10/11
R194-198		RD14NB2E100J	
R199		RK73FB2A100J	
R200		RK73FB2A101J	
R201		RK73FB2A102J	
R202-204		RK73FB2A101J	
R205		RK73FB2A681J	
R211,212		RK73FB2A223J	
R213,214		RK73FB2A101J	
R215,216		RK73FB2A750J	
R217		RK73FB2A474J	
R218		RK73FB2A750J	
R219-225		RK73FB2A513J	
R241-245		RK73FB2A103J	12
R249		RK73FB2A103J	
R251,252		RK73FB2A471J	
R253,254		RK73FB2A474J	
R255,256		RK73FB2A101J	
R257,258		RK73FB2A470J	
R259		RD14NB2E681J	
W201-203		R92-0670-05	
W204		R92-0679-05	
W206		R92-0670-05	
W207		R92-0679-05	
W208		R92-0670-05	
W209		R92-0679-05	
W210-214		R92-0670-05	
W215		R92-0670-05	10
W216,217		R92-0670-05	10
S1 -17		S70-0031-05	10
S18		S70-0031-05	
S19		T99-0602-05	
D1 ,2		MTZJ3.3(B)	
D1 ,2		RD3.3ES(B2)	
D13		MTZJ5.1(B)	
D13		RD5.1ES(B2)	
D14		MTZJ5.6(B)	

Ref. No	New Parts	Parts No.	Desti-nation
D14		RD5.6ES(B2)	
D27 ,28		DA204U	
D29		MTZJ3.3(B)	10
D29		RD3.3ES(B2)	10
ED1		16-MT-62GK	
IC1		UPD780204-038	
IC2		TA8409S	10
IC3		NJU7313AM	
IC4		NJU7312AM	
IC6		NJM4580ED	
IC7 ,8		NJM4565MD	
IC11	*	TC74HC151AF	
Q1 -3		2SC3940A(R,S)	
Q4		DTC124EUA	
Q4		UN5212	
Q5 ,6		DTA124EUA	
Q5 ,6		UN5112	
Q7 -16		DTC124EUA	
Q7 -16		UN5212	
A2	*	W02-2717-05	
A3 ,4		W02-2716-05	10/11
A5 -9		W02-2716-05	
VIDEO (X35-2230-10) VR-4900 only			
C1 -9		CC73FSL1H101J	
C10 -15		CE04KW1H010M	
C16 -18		CE04KW1A471M	
C19 -21		CK73FB1H102K	
C22 -24		CE04KW1H010M	
C25 ,26		CC73FSL1H180J	
C27		CE04KW1E470M	
C31		CC73FCH1H271J	
C32		CC73FCH1H391J	
C33		CK73FB1H472K	
C34		CE04KW1H2R2M	
C35		CE04KW1E470M	
C36		CK73FB1H103K	
C42		CK73FF1C224Z	
C43		CC73FCH1H220J	
C45		CE04KW1H0R1M	
C46		CK73FB1H103K	
C47		CE04KW1H4R7M	
C48		CK73FF1C105Z	
C49		CK73FB1H102K	
C51 ,52		CK73FF1E104Z	
C53		CE04KW1H010M	
C54		CK73FB1H103K	
C55		CE04KW1A101M	
C56		CK73FF1C224Z	
C57		CC73FSL1H221J	
C58		CE04KW1H2R2M	
C59		CK73FB1H103K	
C60		CC73FSL1H102J	
C61		CK73FF1E104Z	
C65		CK73FB1H103K	
C101,102		CE04KW1C470M	
C104		CC73FSL1H182J	
C105		CC73FSL1H102J	
C106		CE04KW1H220M	
C107		CK73FF1C105Z	
C108,109		CK73FB1H103K	
C110		CC73FSL1H101J	
C151		CE04KW1E470M	
C152,153		CK73FF1E104Z	
CN1	*	E40-8530-05	
CN2	*	E40-9822-05	
J1 -3	*	E63-1126-05	
X1	*	L77-2281-05	
X3	*	L78-0711-05	
R1 -6		RK73FB2A750J	
R7 -9		RK73FB2A104J	
R10 -12		RK73FB2A430J	
R13 -15		RK73FB2A1R0J	
R21		RK73FB2A561J	
R22 ,23		RK73FB2A102J	

L : Scandinavia
 Y : PX(Far East,Hawaii)
 Y : AAFES(Europe)

K : USA
 T : England
 X : Australia

P : Canada
 E : Europe
 Q : Russia

R : Mexico
 G : Germany
 H : Korea

C : China
 V : China(Shanghai)
 M : Other Areas

I : Malaysia

12 : X25-6320-12

10 : X25-6320-10

11 : X25-6320-11

Δ indicates safety critical components.

PARTS LIST

* New Parts
Parts without **Parts No.** are not supplied.
Les articles non mentionnés dans le **Parts No.** ne sont pas fournis.
Teile ohne **Parts No.** werden nicht geliefert.

15

Ref. No	New Parts	Parts No.	Destination
R24		RK73FB2A272J	
R25 ,26		RK73FB2A103J	
R28		RK73FB2A1R0J	
R29		RK73FB2A100J	
R30		RK73FB2A1R0J	
R31		RK73FB2A222J	
R32		RK73FB2A331J	
R33		RK73FB2A272J	
R34		RK73FB2A432J	
R35		RK73FB2A914J	
R36		RK73FB2A242J	
R39		RK73FB2A153J	
R40		RK73FB2A684J	
R41		RK73FB2A184J	
R42		RK73FB2A433J	
R43		RK73FB2A103J	
R44		RK73FB2A273J	
R45 ,46		RK73FB2A102J	
R47		RK73FB2A182J	
R48		RK73FB2A221J	
R49		RK73FB2A151J	
R50		RK73FB2A750J	
R51		RK73FB2A183J	
R52		RK73FB2A223J	

Ref. No	New Parts	Parts No.	Destination
R53		RK73FB2A102J	
R54		RK73FB2A103J	
R55		RK73FB2A392J	
R56		RK73FB2A183J	
R57		RK73FB2A223J	
R58		RK73FB2A103J	
R61		RK73FB2A103J	
R62		RK73FB2A222J	
R93		RK73FB2A103J	
R101		RK73FB2A103J	
R102		RK73FB2A273J	
R103		RK73FB2A103J	
R104		RK73FB2A273J	
R105,106		RK73FB2A332J	
R107		RK73FB2A182J	
R108		RK73FB2A103J	
R109		RK73FB2A223J	
R110		RK73FB2A103J	
R111		RK73FB2A104J	
R112		RK73FB2A101J	
R113		RK73FB2A474J	
R114		RK73FB2A183J	
R115,116		RK73FB2A103J	
R117		RK73FB2A222J	
R118		RK73FB2A103J	

Ref. No	New Parts	Parts No.	Destination
△ R119		RK73FB2A1R0J	
R151		RD14NB2E1R0J	
VR1 ,2		R12-3101-05	
D4		DA204U	
D4		1SS302	
IC1	*	BA7613F	
IC2 ,3	*	BA7612F	
IC5	*	UPC1830GT	
△ IC8	*	UPC29M05HB	
IC10		NJM4565M	
Q1		2SC4116(Y,GR)	
Q1		2SC4177(L5,L6)	
Q2		2SA1586(Y,GR)	
Q2		2SA1611(M5,M6)	
Q3 ,4		2SC4116(Y,GR)	
Q3 ,4		2SC4177(L5,L6)	
Q7 ,8		DTA124EUA	
Q7 ,8		UN5112	
Q9 ,10		DTC124EUA	
Q9 ,10		UN5212	
Q11		2SC4116(Y,GR)	
Q11		2SC4177(L5,L6)	
Q14		2SC4116(Y,GR)	
Q14		2SC4177(L5,L6)	

L : Scandinavia K : USA P : Canada R : Mexico C : China
Y : PX(Far East,Hawaii) T : England E : Europe G : Germany V : China(Shanghai)
Y : AAFES(Europe) X : Australia Q : Russia H : Korea M : Other Areas

I : Malaysia

△ indicates safety critical components .

SPECIFICATIONS

VR-4900

Audio Section

Rated Output Power during stereo operation
130 watts per channel minimum RMS, both channels driven, at 6 Ω from 20 Hz to 20 kHz with no more than 0.03% total harmonic distortion (FTC).

Effective Output Power during surround operation (Simultaneous power)
Front
20 Hz to 20 kHz, 0.06 % T.H.D. at 6 Ω 130 W + 130 W
Center
20 Hz to 20 kHz, 0.06 % T.H.D. at 6 Ω 130 W
Surround
20 Hz to 20 kHz, 0.06 % T.H.D. at 6 Ω 130 W + 130 W
Total Harmonic Distortion 0.005 % (1 kHz, 10 W, 6 Ω)

Frequency Response (IHF' 66)
CD1 7 Hz ~ 90 kHz, 0 dB, -3 dB
DVD 6CH 7 Hz ~ 100 kHz, 0 dB, -3 dB

Signal to Noise Ratio (IHF' 66)
PHONO (MM) 74 dB
CD1 97 dB

Input Sensitivity / Impedance
PHONO (MM) 2.5 mV / 47 kΩ
CD1 200 mV / 47 kΩ
DVD 6CH 200 mV / 47 kΩ

Output Level / Impedance
TAPE REC 200 mV / 2.2 k Ω
PRE OUT (Front, Center, Surround, Subwoofer) 1 V / 1 kΩ

Tone Control
Bass ±7 dB (at 100 Hz)
Treble ±7 dB (at 10 kHz)

Loudness Control
Volume at -30 dB level +6 dB (100 Hz), +3 dB (10 kHz)

Digital Audio Section

Sampling Frequency 32 kHz, 44.1 kHz, 48 kHz, 96 kHz
Input Level / Impedance / Wavelength
Optical -15 dBm ~ -21 dBm, 660 nm ±30 nm
Coaxial 0.5 Vp-p / 75 Ω

Output Level / Impedance / Wavelength
Optical -15 dBm ~ -21 dBm, 660 nm ±30 nm
Coaxial 0.5 Vp-p / 75 Ω

Video Section

Video Inputs / Outputs
Video (composite) 1 Vp-p / 75 Ω
S Video (luminance signal) 1 Vp-p / 75 Ω
(chrominance signal) 0.286 Vp-p / 75 Ω
Component (luminance signal) 1 Vp-p / 75 Ω
(Cb/Cr-signal) ±0.324 Vp-p / 75 Ω

FM Tuner Section

Tuning Frequency Range 87.5 MHz ~ 108 MHz
Usable Sensitivity (Mono)
..... 1.6 μV (75 Ω) / 15.2 dBf (75 kHz dev., sinad 30 dB)
50dB Quieting Sensitivity
Stereo 31.6 μV (75Ω) / 41.2 dBf
Total Harmonic Distortion (1 kHz)
Mono 0.3 % (65 dBf input)
Stereo 0.7 % (65 dBf input)
Signal to Noise Ratio (1 kHz, 75 kHz DEV.)
Mono 75 dB (65 dBf input)
Stereo 68 dB (65 dBf input)
Stereo Separation (1 kHz) 38 dB
Selectivity (±400 kHz) 70 dB
Frequency Response 30 Hz ~ 15 kHz, +0.5 dB, -3.0 dB

AM Tuner Section

Tuning Frequency Range
10kHz step 530 kHz ~ 1,700 kHz
Usable Sensitivity (30 % mod., S/N 20 dB)
..... 16 μV / (600 μV/m)
Signal to Noise Ratio (30 % mod. 1 mV input) 50 dB

Relay and IR In/Out Section

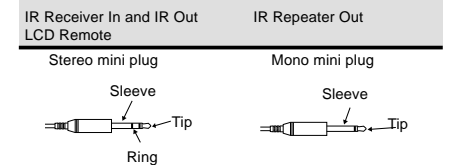
Relay Control Terminal
Maximum Output Current 20 mA
Operating Voltage 12 V
Output Impedance 470 Ω

IR Receiver In Terminal
Maximum Output Current 20 mA
Operating Voltage 12 V
Output Impedance 470 Ω

IR Out LCD Remote Terminal
Maximum Output Current 20 mA
Operating Voltage 5 V
Output Impedance 470 Ω

IR Repeater Control Terminal
Maximum Output Current 20 mA
Operating Voltage 12 V
Output Impedance 470 Ω

SHAPE OF PLUG TO BE CONNECTED:



IR IN/OUT SPECIFICATION:

Terminal	IR Receiver In	IR OUT LCD REMOTE
To Tip	Signal	Signal
To Ring	Ground	—
To Sleeve	+12V	Ground

RELAY CONTROL SPECIFICATION:

Terminal	status	Power On and when switched to Video Input
To Tip	0V	0V
To Ring	0V	+12V
To Sleeve	Ground	Ground

General

Power consumption 5.1 A
AC outlet
Switched 2 (total 90 W, 0.75 A max.)
Dimensions W : 480 mm (18-7/8")
H : 191 mm (7-1/2")
D : 416 mm (16-3/8")
Weight (Net) 18 kg (39.7 lb)

VR-4080-B/4090-B/4700/4900

SPECIFICATIONS

VR-4080/4090

Audio Section

Rated Output Power during stereo operation (VR-4090)
120 watts per channel minimum RMS, both channels driven,
at 6 Ω from 20Hz to 20kHz with no more than 0.03% total
harmonic distortion (FTC).

Rated Output Power during stereo operation (VR-4080)
110 watts per channel minimum RMS, both channels driven,
at 6 Ω from 20Hz to 20kHz with no more than 0.03% total
harmonic distortion (FTC).

Effective Output Power during surround operation (VR-4090)
Front
1kHz, 0.06% T.H.D. at 6 Ω, one channel driven
.....120 W + 120 W
Center
1kHz, 0.06% T.H.D. at 6 Ω, one channel driven.....120 W
Surround
1kHz, 0.06% T.H.D. at 6 Ω, one channel driven
.....120 W + 120 W

Effective Output Power during surround operation (VR-4080)
Front
1kHz, 0.06% T.H.D. at 6 Ω, one channel driven
.....110 W + 110 W
Center
1kHz, 0.06% T.H.D. at 6 Ω, one channel driven.....110 W
Surround
1kHz, 0.06% T.H.D. at 6 Ω, one channel driven
.....110 W + 110 W

Total Harmonic Distortion0.005% (1 kHz, 10 W, 6 Ω)
Frequency Response (IHF* 66)
CD7 Hz~90 kHz, 0 dB, -3 dB
6ch Input7 Hz~100 kHz, 0 dB, -3 dB

Signal to Noise Ratio (IHF* 66)
Phono (MM).....74 dB
CD97 dB

Input Sensitivity / Impedance
Phono (MM).....2.5 mV /47 kΩ
CD200 mV /47 kΩ
6ch Input200 mV /47 kΩ

Output Level / Impedance
Tape Rec200 mV /2.2 kΩ
Pre Out (Front,Center,Surround,Subwoofer).....1 V /1 kΩ

Tone Control

Bass.....±7 dB (at 100 Hz)
Treble.....±7 dB (at 10 kHz)
Loudness Control
Volume at -30 dB level+6 dB (100 Hz), +3 dB (10 kHz)

Digital Audio Section

Sampling Frequency32 kHz, 44.1 kHz, 48 kHz, 96 kHz
Input Level / Impedance / Wavelength
Optical-15 dBm~-21 dBm, 660 nm +30 nm
Coaxial0.5 Vp-p /75 Ω

Output Level / Impedance / Wavelength
Optical-15 dBm~-21 dBm, 660 nm +30 nm
Coaxial (for VR-4090).....0.5 Vp-p /75 Ω

Video Section

Video Inputs / Outputs
Video (composite).....1 Vp-p /75 Ω
S Video (luminance signal).....1 Vp-p /75 Ω
(chrominance signal)0.286 Vp-p /75 Ω

FM Tuner Section

Tuning Frequency Range.....87.5 MHz~108 MHz
Usable Sensitivity (Mono)
.....1.6 μV (75 Ω)/15.2 dBf (75 kHz dev., sinad 30 dB)
50 dB Quieting Sensitivity
Stereo31.6 μV (75 Ω)/41.2 dBf
Total Harmonic Distortion (1 kHz)
Mono0.3 % (65 dBf input)
Stereo0.7 % (65 dBf input)

Signal to Noise Ratio (1 kHz, 75 kHz DEV.)
Mono75 dB (65 dBf input)
Stereo68 dB (65 dBf input)

Stereo Separation (1 kHz)38 dB
Selectivity (±400 kHz)70 dB
Frequency Response30 Hz~15 kHz, +0.5 dB, -3.0 dB

AM Tuner Section

Tuning Frequency Range
10 kHz step530 kHz~1,700 kHz
Usable Sensitivity (30% mod., S/N 20dB)
.....16 μV / (600 μV/m)
Signal to Noise Ratio (30% mod. 1 mV input)50 dB

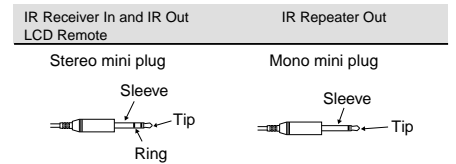
IR In/Out Section

IR Receiver In Terminal
Maximum Output Current20 mA
Operating Voltage12 V
Output Impedance470 Ω

IR Out LCD Remote Terminal
Maximum Output Current20 mA
Operating Voltage5 V
Output Impedance470 Ω

IR Repeater Out Terminal
Maximum Output Current20 mA
Operating Voltage12 V
Output Impedance470 Ω

SHAPE OF PLUG TO BE CONNECTED:



IR IN/OUT SPECIFICATION:

Terminal	IR Receiver In	IR OUT LCD REMOTE
To Tip	Signal	Signal
To Ground	Ground	
To Sleeve	+12V	Ground

General

Power consumption (VR-4090).....5.1 A
Power consumption (VR-4080).....4.3 A
AC outlet Switched2 (total 90W, 0.75 A max.)
DimensionsW : 440mm (17-5/16")
H : 191mm (7-1/2")
D : 416mm (16-3/8")
Weight (Net) (VR-4090)16.1 kg (35.5lb)
Weight (Net) (VR-4080)13.8 kg (30.4lb)

VR-4700

Audio Section

Rated Output Power during stereo operation
120 watts per channel minimum RMS, both channels
driven, at 6 Ω from 20Hz to 20kHz with no more than
0.03% total harmonic distortion (FTC).

Effective Output Power during surround operation
(Simultaneous power)
Front
20 Hz to 20 kHz, 0.06 % T.H.D. at 6 Ω 120 W + 120 W
Center
20 Hz to 20 kHz, 0.06 % T.H.D. at 6 Ω 120 W
Surround
20 Hz to 20 kHz, 0.06 % T.H.D. at 6 Ω 120 W + 120 W

Total Harmonic Distortion0.005 % (1 kHz, 10 W, 6 Ω)
Frequency Response (IHF* 66)
CD17 Hz ~ 80 kHz, 0 dB, -3 dB
DVD 6CH7 Hz ~ 100 kHz, 0 dB, -3 dB

Signal to Noise Ratio (IHF* 66)
PHONO (MM)74 dB
CD197 dB

Input Sensitivity / Impedance
PHONO (MM)2.5 mV / 47 kΩ
CD1200 mV / 47 kΩ
DVD 6CH200 mV / 47 kΩ

Output Level / Impedance
TAPE REC200 mV / 2.2 kΩ
PRE OUT(Front, Center, Surround, Subwoofer) 1 V / 1 kΩ

Tone Control
Bass±7 dB (at 100 Hz)
Treble±7 dB (at 10 kHz)

Loudness Control
Volume at -30 dB level+6 dB (100 Hz), +3 dB (10 kHz)

Digital Audio Section

Sampling Frequency32 kHz, 44.1 kHz, 48 kHz, 96 kHz
Input Level / Impedance / Wavelength
Optical-15 dBm ~ -21 dBm, 660 nm ±30 nm
Coaxial0.5 Vp-p / 75 Ω

Output Level / Impedance / Wavelength
Optical-15 dBm ~ -21 dBm, 660 nm ±30 nm
Coaxial0.5 Vp-p / 75 Ω

Video Section

Video Inputs / Outputs
Video (composite)1 Vp-p / 75 Ω
S Video (luminance signal)1 Vp-p / 75 Ω
(chrominance signal)0.286 Vp-p / 75 Ω

FM Tuner Section

Tuning Frequency Range87.5 MHz ~ 108 MHz
Usable Sensitivity (Mono)
.....1.6 μV (75 Ω) / 15.2 dBf (75 kHz dev., sinad 30 dB)
50dB Quieting Sensitivity
Stereo31.6 μV (75 Ω) / 41.2 dBf
Total Harmonic Distortion (1 kHz)
Mono0.3 % (65 dBf input)
Stereo0.7 % (65 dBf input)

Signal to Noise Ratio (1 kHz, 75 kHz DEV.)
Mono75 dB (65 dBf input)
Stereo68 dB (65 dBf input)

Stereo Separation (1 kHz)38 dB
Selectivity (±400 kHz)70 dB
Frequency Response30 Hz ~ 15 kHz, +0.5 dB, -3.0 dB

AM Tuner Section

Tuning Frequency Range
10kHz step530 kHz ~ 1,700 kHz
Usable Sensitivity (30 % mod., S/N 20 dB)
.....16 μV / (600 μV/m)
Signal to Noise Ratio (30 % mod. 1 mV input)50 dB

IR In/Out Section

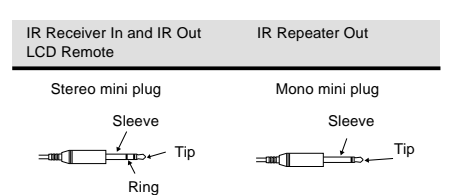
IR Receiver In Terminal
Maximum Output Current20 mA
Operating Voltage12 V
Output Impedance470 Ω

IR Out LCD Remote Terminal
Maximum Output Current20 mA
Operating Voltage5 V
Output Impedance470 Ω

IR Repeater Control Terminal

Maximum Output Current20 mA
Operating Voltage12 V
Output Impedance470 Ω

SHAPE OF PLUG TO BE CONNECTED:



IR IN/OUT SPECIFICATION:

Terminal	IR Receiver In	IR OUT LCD REMOTE
To Tip	Signal	Signal
To Ground	Ground	
To Sleeve	+12V	Ground

General

Power consumption5.1 A
AC outlet
Switched2 (total 90 W, 0.75 A max.)
DimensionsW : 480 mm (18-7/8")
H : 191 mm (7-1/2")
D : 416 mm (16-3/8")
Weight (Net)18 kg (39.7 lb)



1. KENWOOD follows a policy of continuous advancements in development. For this reason specifications may be changed without notice.
2. The full performance may not be exhibited in an extremely cold location (under a water-freezing temperature).

Note: Component and circuit are subject to modification to insure best operation under differing local conditions. This manual is based on Europe (E) standard, and provides information on regional circuit modification through use of alternate schematic diagrams, and information on regional component variations through use of parts list.

KENWOOD CORPORATION

14-6, Dogenzaka 1-chome, Shibuya-ku, Tokyo, 150-8501 Japan

KENWOOD SERVICE CORPORATION

P.O. BOX 22745, 2201 East Dominguez St., Long Beach, CA 90801-5745, U.S.A.