

STEREO AUTO REVERSE CASSETTE DECK
X-SE7/SE7(G)/SE9
 SERVICE MANUAL

KENWOOD

© 1997-8/B51-5342-00 (K/K) 3209

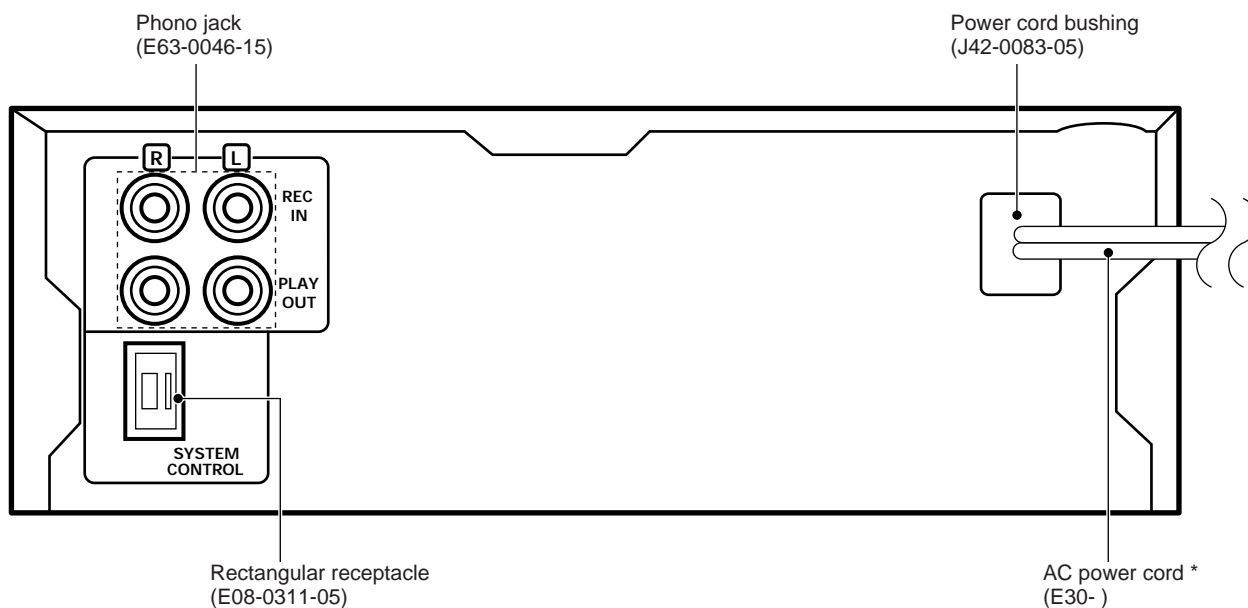
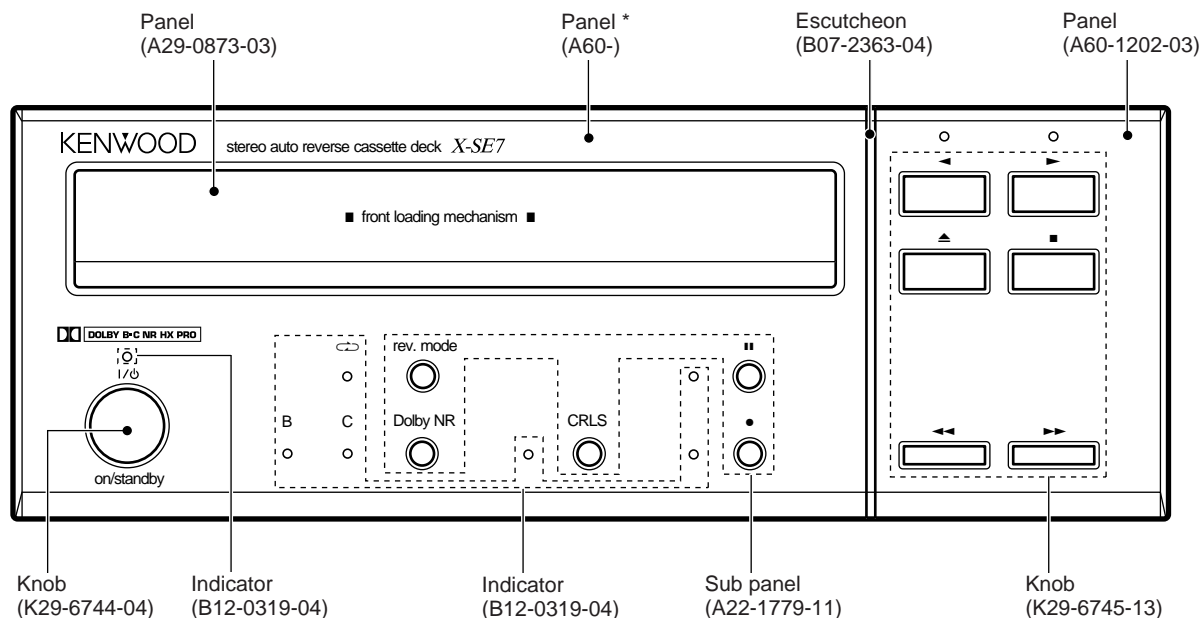


Illustration is X-SE7.

* Refer to parts list on page 14.

Refer to X-E9 and X-SA7 service manuals (B51-4926-00/B51-5214-00), if you require in detail.



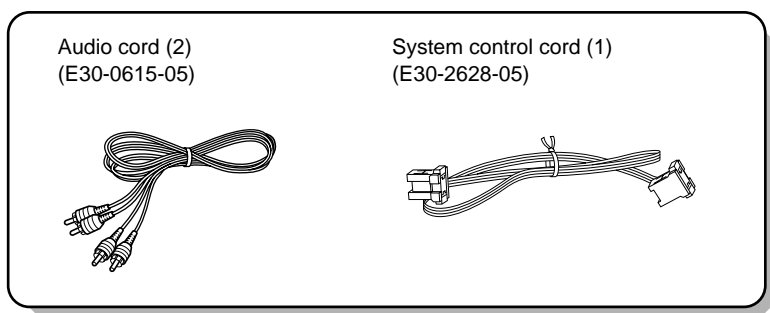
X-SE7/SE7(G)/SE9

CONTENTS / ACCESSORIES

Contents

CONTENTS / ACCESSORIES	2	PC BOARD	5
DISASSEMBLY FOR REPAIR	2	SCHEMATIC DIAGRAM	7
CIRCUIT DESCRIPTION	2	EXPLODED VIEW	11
CONTROLS	3	PARTS LIST	14
ADJUSTMENT	4	SPECIFICATIONS	Back cover

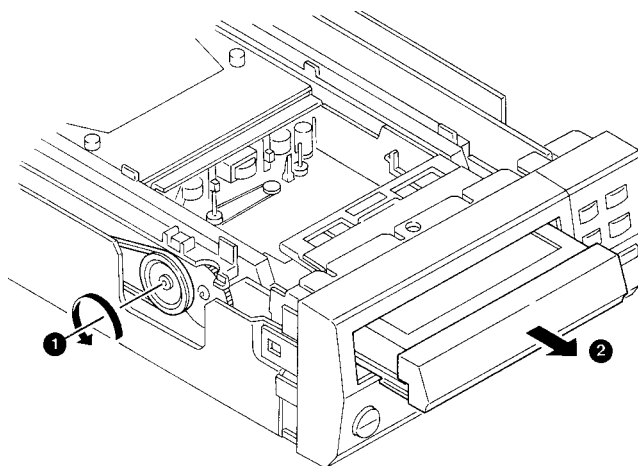
Accessories



DISASSEMBLY FOR REPAIR

★ Power does not turn on and tray does not come out.

1. Turn the pulley in the direction of the arrow in the drawing with a finger (1).
2. If the tray comes out to the front side, pull out the tray by hand forward the front (2).



CIRCUIT DESCRIPTION

* Correction of circuit description

LED indication state.

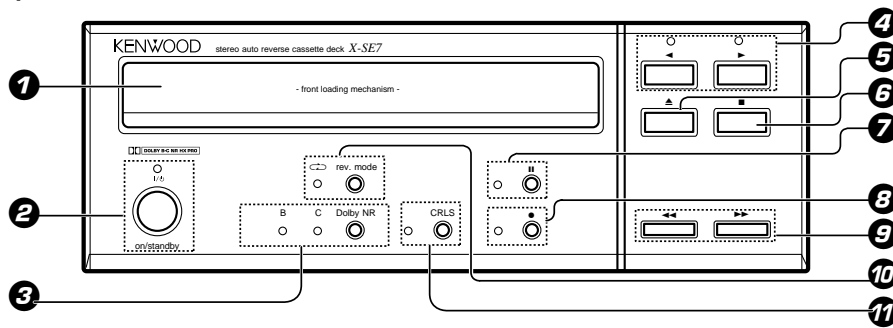
LED		POWER	DOLBY B	DOLBY C	RVS MODE
ITEM					
UNDER ADJUSTMENT		●	●	●	●
PB CALIB ERR	L	○	●	○	○
	R	●	○	○	○
PB LEVEL ERR	L	○	●	○	●
	R	○	●	●	○
REC CALIB ERR	L	○	●	●	●
	R	●	○	●	●
REC LABEL ERR	L	○	○	○	●
	R	○	○	●	○
BIAS DAC ERR	L	●	●	○	●
	R	●	●	●	○
PB ALL OK		○	○	●	●
ALL OK		●	●	○	○

○ : LIGHT ON ● : LIGHT OFF ◎ : Flickering

X-SE7/SE7(G)/SE9

CONTROLS

(X-SE7)



1 Tape tray

Load a cassette tape here.

2 "on/standby" key/indicator

Press to turn the power on/off (standby). This key is not used when the unit is connected using the system connection.

3 Dolby NR key/indicators

Press to switch the Dolby Noise Reduction on/off.

4 Play (◀▶) keys/operation indicators

During stop and pause: the tape direction lights red.
During playback and recording: the tape direction lights green.
During fast forward and rewind: the tape direction flashes green.

5 Open/close (▲) key

Press to open the tape tray when loading or unloading tape.

6 Stop key (■)

7 Pause (||) key/indicator

8 Record (●) key/indicator

Press to start recording. When pressed during recording, the tape stops after leaving a non-recorded section (blank) of about 4 seconds.

9 Fast forward and rewind (◀◀▶▶) keys

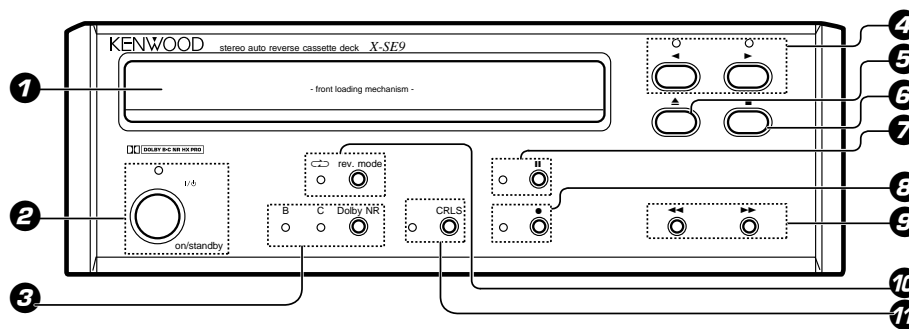
10 "rev. mode" key/indicator

Press to switch the tape reverse mode (two-way or one-way) of the deck.

11 CRLS key/indicator

Press to set the recording level automatically according to the recorded music source.

(X-SE9)



1 Tape tray

Load a cassette tape here.

2 "on/standby" key/indicator

Press to turn the power on/off (standby). This key is not used when the unit is connected using the system connection.

3 Dolby NR key/indicators

Press to switch the Dolby Noise Reduction on/off.

4 Play (◀▶) keys/operation indicators

During stop and pause: the tape direction lights red.
During playback and recording: the tape direction lights green.
During fast forward and rewind: the tape direction flashes green.

5 Open/close (▲) key

Press to open the tape tray when loading or unloading tape.

6 Stop key (■)

7 Pause (||) key/indicator

8 Record (●) key/indicator

Press to start recording. When pressed during recording, the tape stops after leaving a non-recorded section (blank) of about 4 seconds.

9 Fast forward and rewind (◀◀▶▶) keys

10 "rev. mode" key/indicator

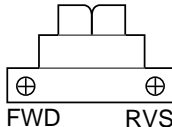
Press to switch the tape reverse mode (two-way or one-way) of the deck.

11 CRLS key/indicator

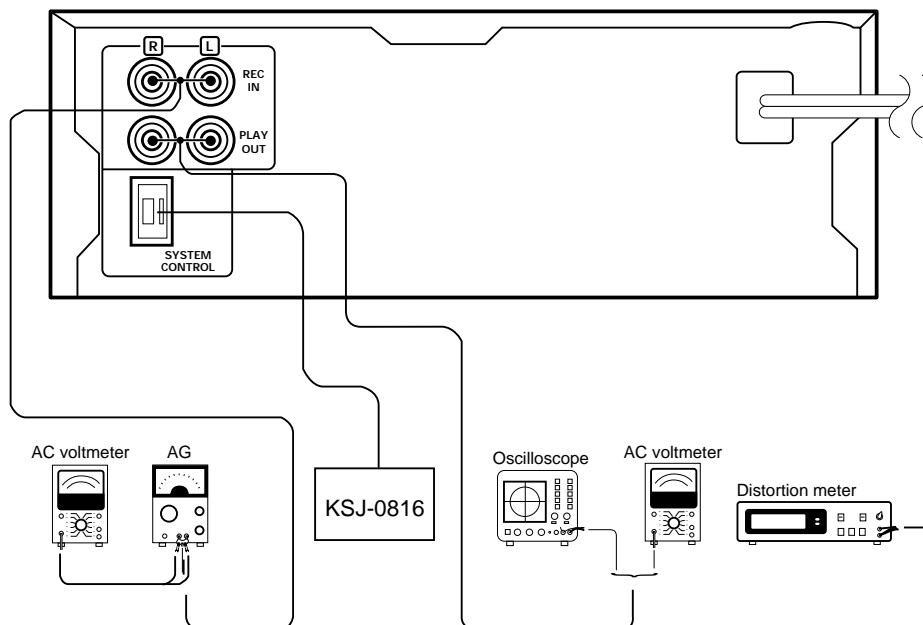
Press to set the recording level automatically according to the recorded music source.

X-SE7/SE7(G)/SE9

ADJUSTMENT

Order	Item	Input setting	Output setting	Deck setting	Adjustment points	Adjustment method	Fig.
Unless otherwise specified, set the respective switches as follow : TAPE : NORMAL DOLBY : OFF INPUT : REC IN OUTPUT : PLAY OUT							
I. Cassette mechanism section (Recording/play head adjustment)							
< 1 >	Demagnetization and cleaning	—	—	Power : OFF Demagnetization, cleaning, PLAY	Recording head, erase head, capstan, pinch roller	Demagnetize the REC/PLAY head with the head eraser. Clean the REC/PLAY head, erase head, capstan and pinch roller using a cotton swab slightly damped with alcohol.	
< 2 >	Azimuth of the REC/PLAY head	TCC-153 MTT-114 10KHz, -10dB	LINE OUT (Lch or Rch)	PLAY		Adjust the output to maximum and adjust the azimuth adjustment screw for the Lissajous waveform pattern of the oscilloscope to become close to a 45° straight line.	
II. Printed circuit board adjustment (X28-293)							
(1)	Tape speed (normal)	TCC-110 MTT-111 3KHz	(A)	PLAY	MOTOR VR.	Adjust so ; that the frequency is 3KHz at the tape center.	
(2)	Playback level	TCC-130 400 Hz	(A)	fMANUAL ADJUSTMENT MODE PLAY	ADJUSTMENT VALUE UP : [DOLBY] KEY DOWN : [RVS PLAY] KEY	Output level : -1dBs	
(3)	Bias current	TCC-108A 12.5KHz, -21dBm	(A)	fMANUAL TEST MODE REC and PLAY	CHANGE OF ADJUSTMENT MODE [CRLS] KEY	-21dBm	
(4)	Recording level	TCC-108A 400Hz, -21dB	(A)	fMANUAL TEST MODE REC and PLAY		-21dBm	

(A) Measurement Equipment Connection



★ The method of the manual adjustment mode.

(1) Setting

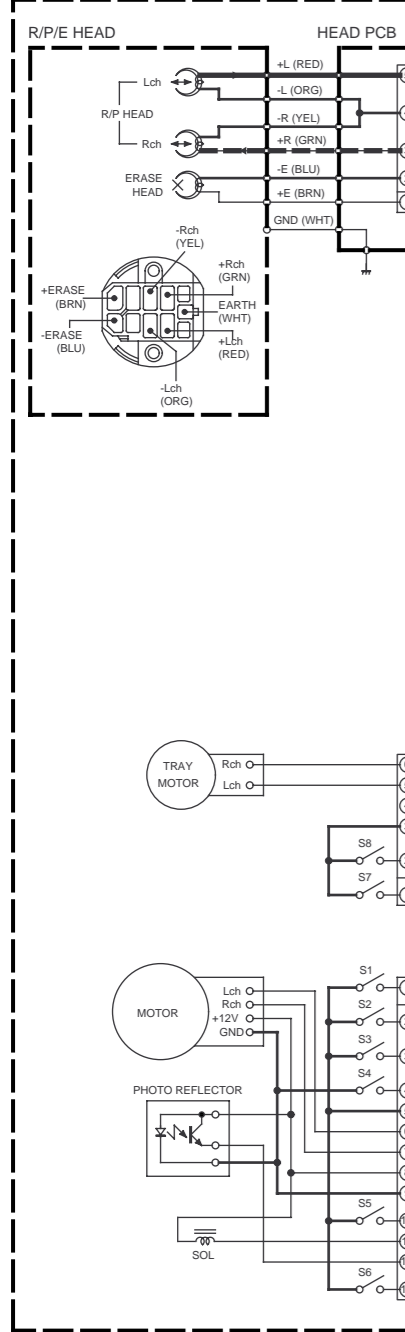
Shorting the TEST pin of (X28-)(A/5) TP5 ← TP4 with the diode, plug the power cord to the AC wall let.

(2) Refer to manual adjustment mode(3-3), if require more details.

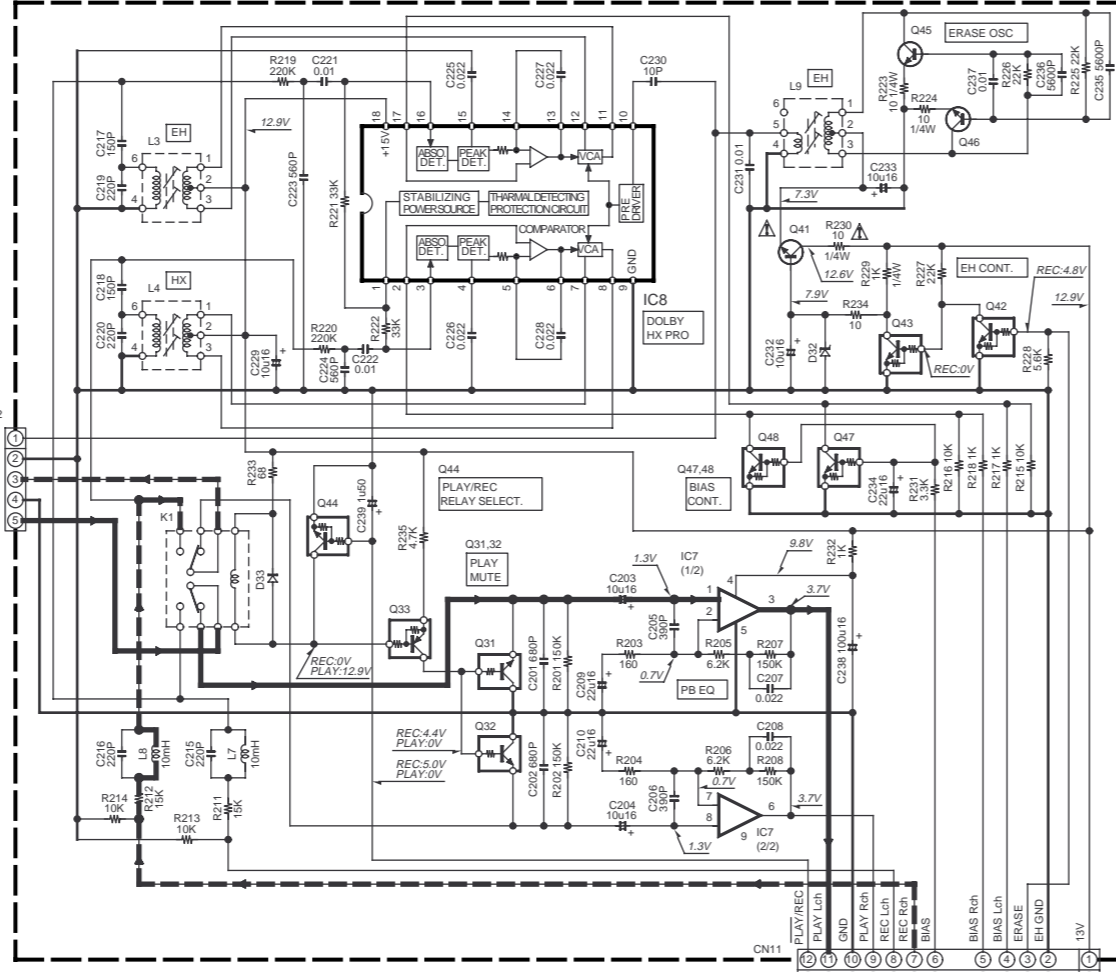
IC8 VOLTAGE MODE-RECORDING

PIN	NORMAL	CRO2 METAL	PIN	NORMAL	CRO2 METAL
1	4.4V		10	1.69V	
2	1.9V	3.2V	11	12.9V	
3	4.4V		12		
4	2.4V	3.6V	13	2.64V	4.1V
5	1.9V	3.2V	14	1.7V	2.9V
6	2.6V	4.1V	15	2.3V	3.4V
7			16	4.38V	
8	12.9V		17	1.8V	2.9V
9	0V		18	12.9V	

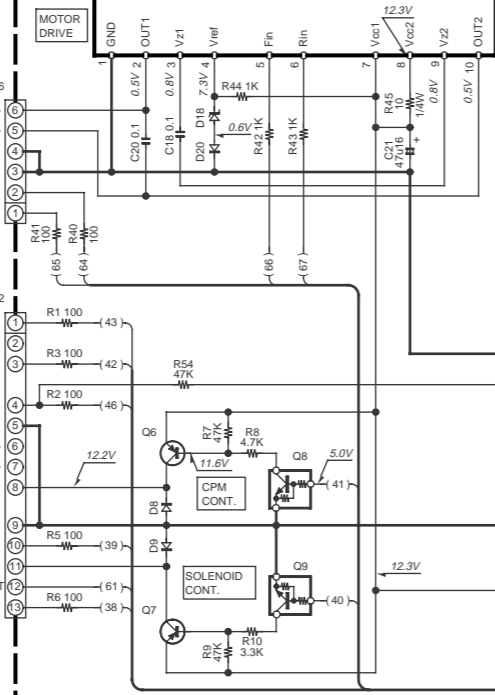
MECHANISM (D40-1574-05)



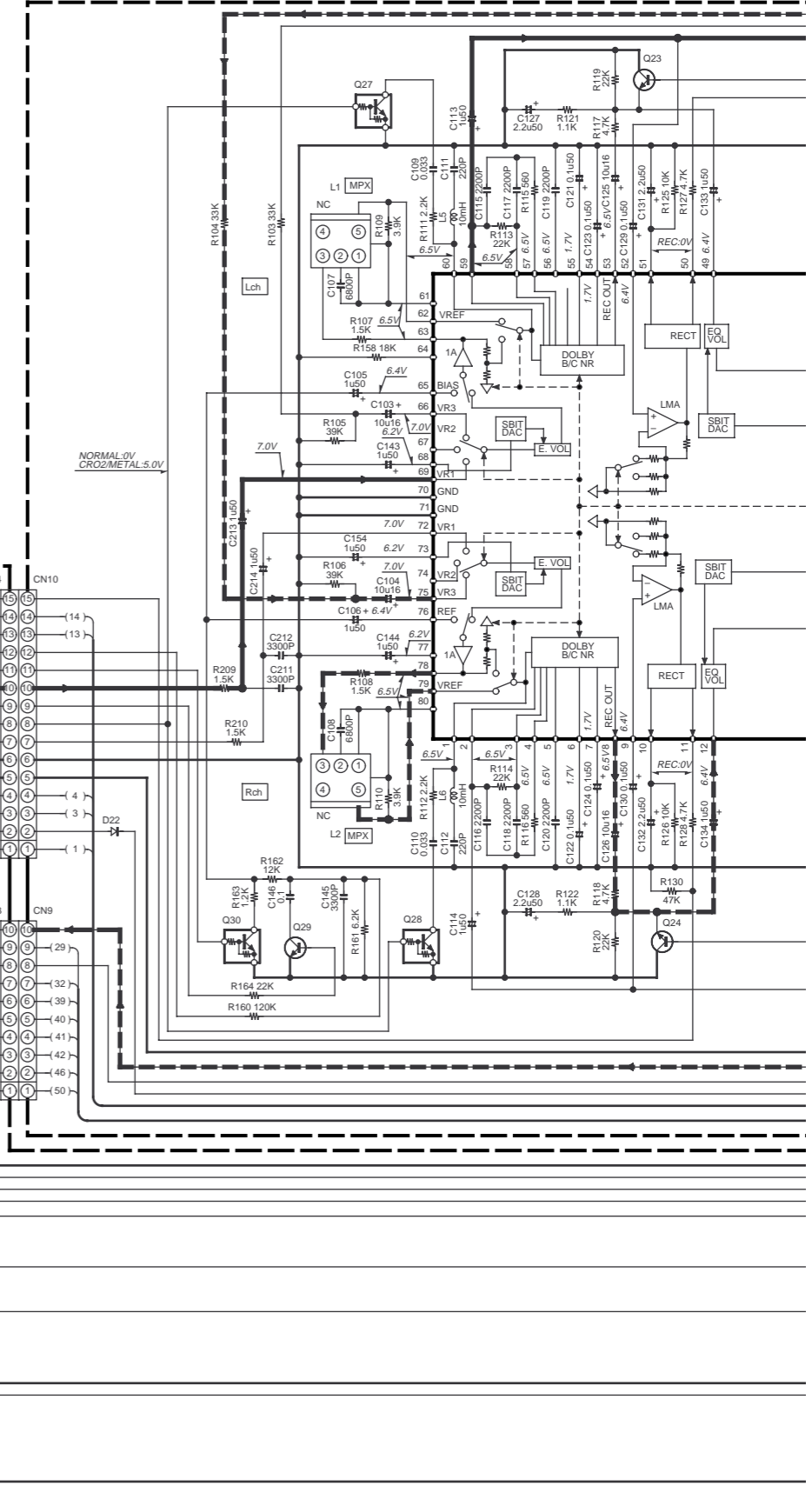
(X28-2932-71) (C/5)



IC6 MOTOR DRIVE

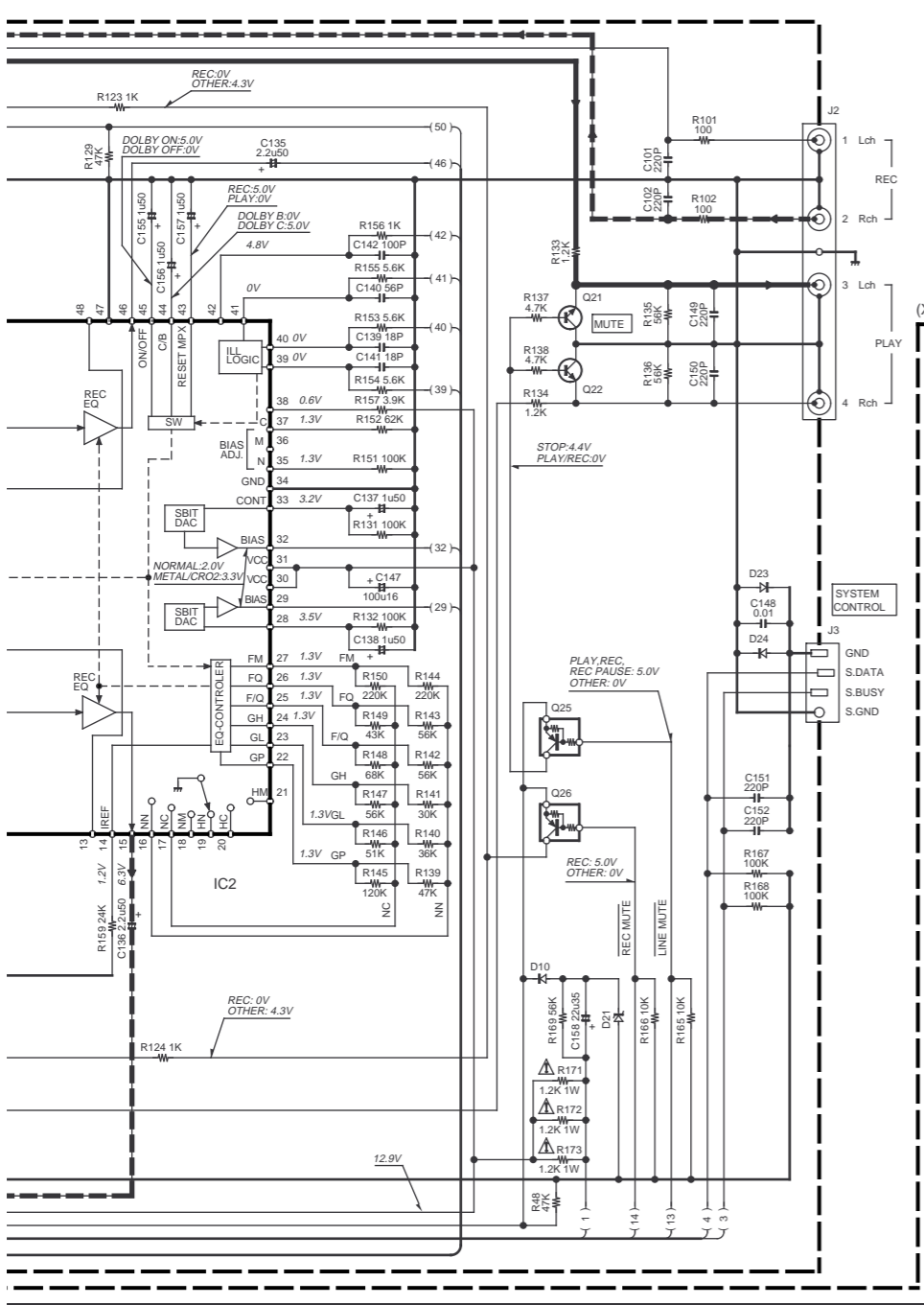


(X28-) (B/5)



CAUTION: For continued safety, replace safety critical components only with manufacturer's recommended parts (refer to parts list). Δ indicates safety critical components. For continued protection against risk of fire, replace only with same type and rating fuse(s). To reduce the risk of electric shock, leakage-current or resistance measurements shall be carried out (exposed parts are acceptably insulated from the supply circuit) before the appliance is returned to the customer.

The DC voltage is an actual reading measured with a high impedance type voltmeter with a cassette loaded at playback mode. The measurement value may vary depending on the measuring instruments used or on the product. Bias circuit DC voltage is measured while in the record mode.



- 2SA1286-T11
- 2SA1534A
- 2SC3246
- 2SC3940A
- 2SD1302
- 2SD863

- 2SC2785

- DTA124ESA
- DTC124ESA
- DTC143TSA
- UN4112
- 2SC1740S

- UN5119
- 2SC4081
- 2SD2114K

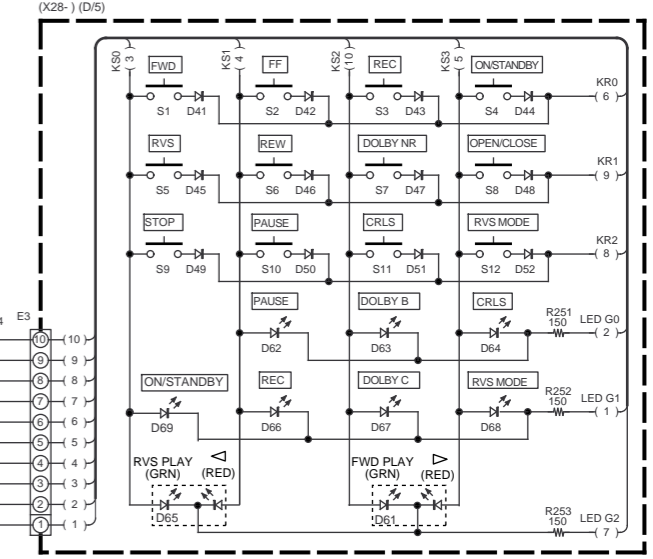
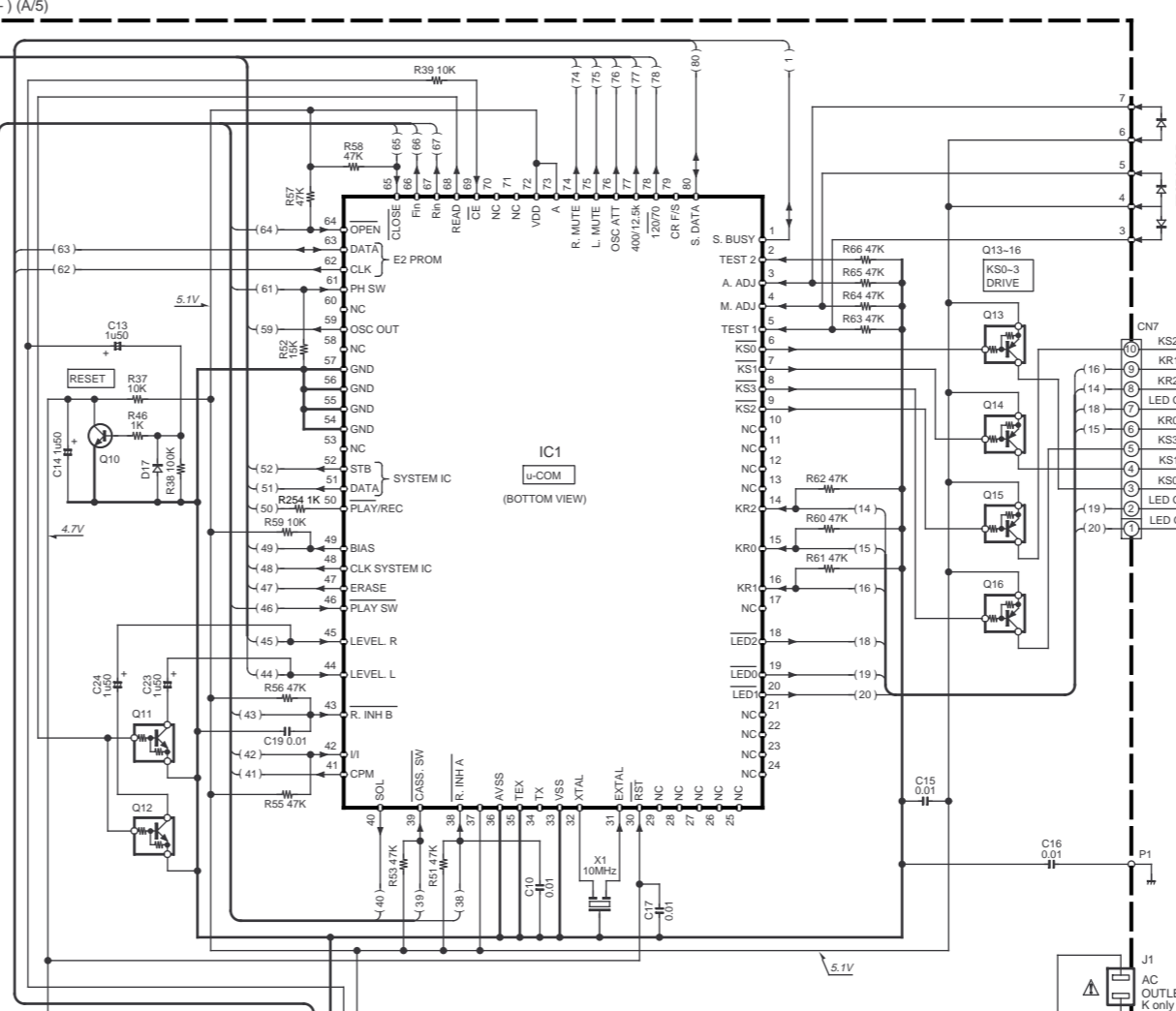
- 2SD2061

- UN4212
- UN4216

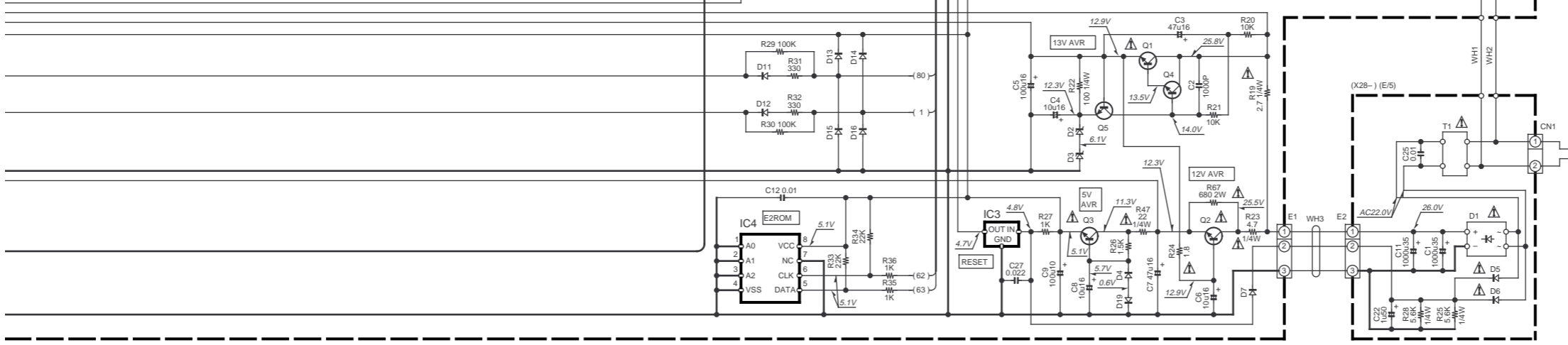
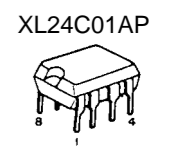
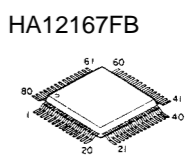
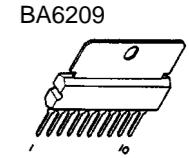
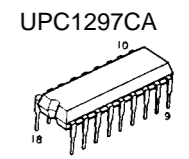
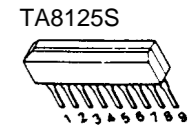
- 2SD2012

- UN5212

DESTINATION		UNIT NO.	J1	WH1,2
COUNTRY	ABB			
USA	K	0-00	O	O
UK	T			
EUROPE	E	2-71	X	X
GENERAL MARKET	M			



- D1 : KBP02ML-6127
- D2,3 : UZ-6.2BSB or MTZJ6.2(B)
- D4 : UZ-5.1BSB or MTZJ5.1(B)
- D5-7,10,19,20,22-24,41-52 : 1SS133 or HSS104
- D8,9,33 : 1SS131 or HSS104A
- D11-17 : MA111
- D18 : UZ-6.8BSB or MTZJ6.8(B)
- D21 : UZ-4.7BSB or MTZJ4.7(B)
- D32 : UZ-8.2BSB or MTZJ8.2(B)
- D61-71 : B30-2430-05
- IC1 : CXP84124-144 Q
- IC2 : HA12167FB
- IC3 : PST993D-T
- IC4 : XL24C01AP
- IC6 : BA6209
- IC7 : TA8125S
- IC8 : UPC1297CA
- Q1,2 : 2SD2061(E,F) or 2SD2012
- Q3 : 2SC3246
- Q4,5,10,29 : 2SC4081
- Q6 : 2SA1534A(R,S)
- Q7 : 2SA1286-T11
- Q8,9,11,12,27,28,30,42,43,47,48 : DTC124EUA or UN5212
- Q13-16 : UN5119
- Q21,22 : 2SD2114K
- Q23,24 : 2SD1302(S,T)
- Q25,26 : DTA124EUA or UN5112
- Q31,32 : DTC143TSA or UN4216
- Q33 : DTA124ESA or UN4112
- Q41 : 2SC3940A(R,S) or 2SD863(E,F)
- Q44 : DTC124ESA or UN4212
- Q45,46 : 2SC2785(F,E) or 2SC1740S(Q,R)



X-SE7(E)

DOLBY and the double-D symbol are trademarks of Dolby Laboratories Licensing Corporation. Noise reduction circuit made under license from Dolby Laboratories Licensing Corporation.

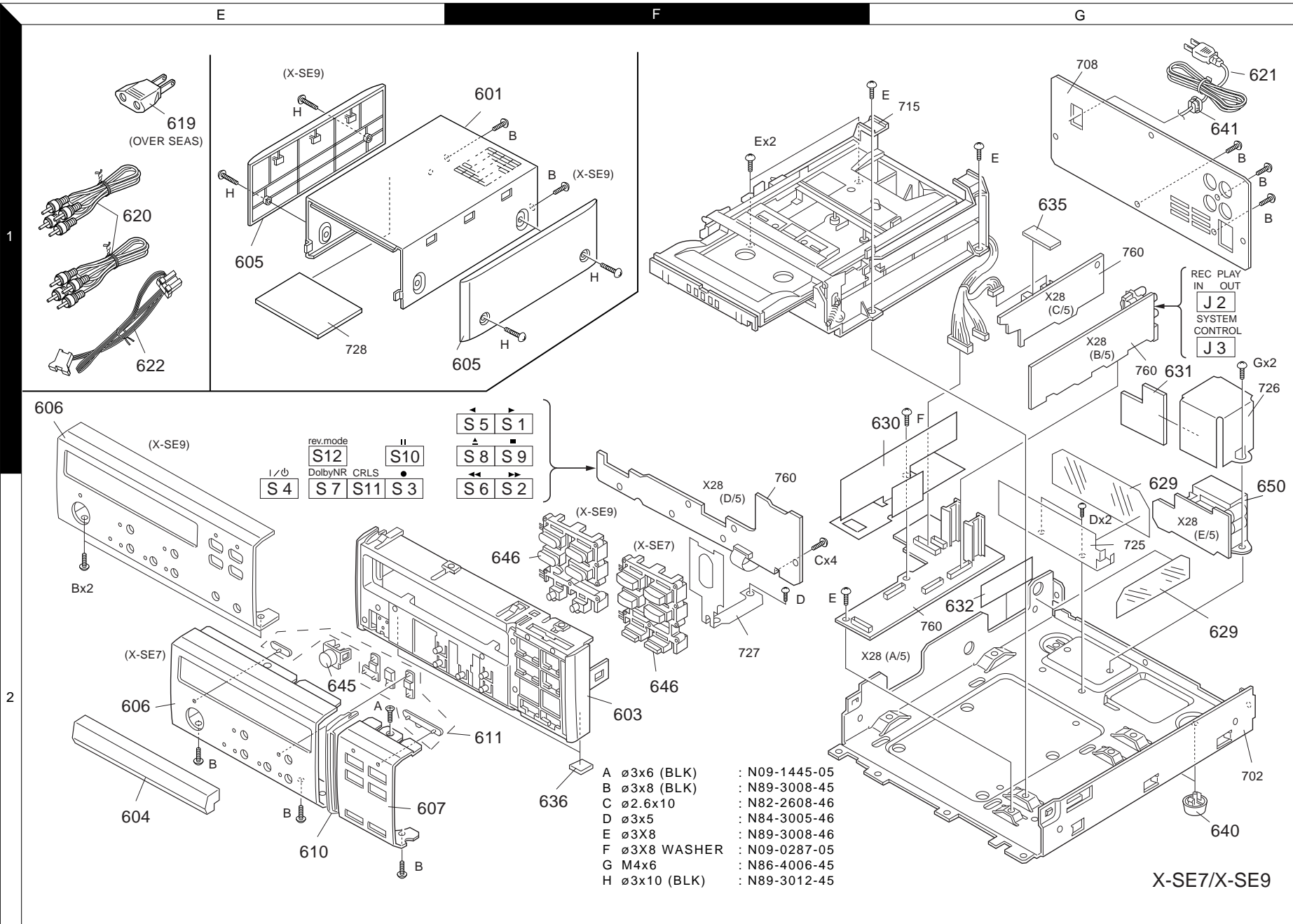
Y26-4330-21

X-SE7/SE7(G)/SE9

KENWOOD

X-SE7/SE7(G)/SE9

EXPLODED VIEW (UNIT)



Parts with exploded view numbers larger than 700 are not supplied.

* New Parts
Parts without **Parts No.** are not supplied.
Les articles non mentionnés dans le **Parts No.** ne sont pas fournis.
Teile ohne **Parts No.** werden nicht geliefert.

①

Ref. No	Add-ress	New Parts	Parts No.	Description	Desti-nation	Re-marks
X-SE7/SE7(G)/SE9						
601	1F		A01-3361-01	METALLIC CABINET	M1T1E1	
601	1F		A01-3361-01	METALLIC CABINET	T3K1	
601	1F	*	A01-3467-01	METALLIC CABINET	M2T2E2	
603	2F	*	A22-1779-11	SUB PANEL	M1T1E1	
603	2F	*	A22-1779-11	SUB PANEL	T3K1	
603	2F	*	A22-1780-11	SUB PANEL	M2T2E2	
604	2E	*	A29-0873-03	PANEL	M1T1E1	
604	2E	*	A29-0873-03	PANEL	T3K1	
604	2E	*	A29-0874-03	PANEL	M2T2E2	
605	1E,1F	*	A50-1305-02	SIDE PLATE	M2T2E2	
606	2E	*	A60-1201-03	PANEL	M1T1E1	
606	2E	*	A60-1201-03	PANEL	T3	
606	1E	*	A60-1264-03	PANEL	M2T2E2	
606	2E	*	A60-1346-03	PANEL	K1	
607	2E	*	A60-1202-03	PANEL	M1T1E1K1	
607	2E	*	A60-1284-03	PANEL	T3	
610	2E	*	B07-2363-04	ESCUTCHEON	M1T1E1	
610	2E	*	B07-2363-04	ESCUTCHEON	T3K1	
611	2F	*	B12-0319-04	INDICATOR		
-	-		B46-0310-03	WARRANTY CARD		
-	-		B46-0328-03	WARRANTY CARD	K1	
-	-		B58-0965-13	CAUTION CARD (PL)	T1T2T3	
-	-		B58-0966-13	CAUTION CARD (PL)	E2	
-	-		B58-0966-13	CAUTION CARD (PL)	M1E1M2	
-	-	*	B60-3317-00	INSTRUCTION MANUAL(ENGLISH)	T1T2T3	
-	-	*	B60-3318-00	INSTRUCTION MANUAL(MULTI)	E1E2	
-	-	*	B60-3415-00	INSTRUCTION MANUAL(TAIWANESE)	M1M2	
-	-	*	B60-3669-00	INSTRUCTION MANUAL (ENGLISH)	K1	
Δ 619	1E		E03-0115-05	AC PLUG ADAPTER	M1M2	
620	1E		E30-0615-05	AUDIO CORD		
Δ 621	1G		E30-2592-15	AC POWER CORD	E2	
Δ 621	1G		E30-2592-15	AC POWER CORD	M1E1M2	
Δ 621	1G		E30-2650-05	AC POWER CORD	K1	
Δ 621	1G		E30-2721-05	AC POWER CORD	T1T2T3	
622	1E		E30-2628-05	CORD WITH CONNECTOR		
629	2G		F20-1480-24	INSULATING BOARD		
630	1G		F20-1484-03	INSULATING BOARD		
631	1G		F20-1491-04	INSULATING BOARD		
632	2G		F20-3511-04	INSULATING BOARD		
635	1G		G11-2286-04	CUSHION		
636	2F	*	G11-2325-04	CUSHION	M2T2E2	
636	2F	*	G11-2342-04	CUSHION	M1T1E1	
636	2F	*	G11-2342-04	CUSHION	T3	
-	-		G10-0146-04	NON-WOVEN FABRIC		
-	-	*	H10-7357-02	POLYSTYRENE FOAMED FIXTURE	M1T1E1	
-	-	*	H10-7357-02	POLYSTYRENE FOAMED FIXTURE	T3	
-	-	*	H10-7358-02	POLYSTYRENE FOAMED FIXTURE	M1T1E1	
-	-	*	H10-7358-02	POLYSTYRENE FOAMED FIXTURE	T3	
-	-	*	H10-7367-02	POLYSTYRENE FOAMED FIXTURE	M2T2E2	
-	-	*	H10-7368-02	POLYSTYRENE FOAMED FIXTURE		
-	-		H11-0073-04	POLYSTYRENE FOAMED BOARD	M2T2E2	
-	-		H12-2359-04	PACKING FIXTURE		
-	-		H25-0336-04	PROTECTION BAG	T1T2T3	
-	-		H25-1579-04	PROTECTION BAG	E1E2	

L : Scandinavia K : USA P : Canada R : Mexico M1/T1/E1/K1 : X-SE7
Y : PX(Far East, Hawaii) T : Europe E : Europe G : Germany M2/T2/E2 : X-SE9
Y : AAFES(Europe) X : Australia M : Other Areas T3 : X-SE7(G)

Δ indicates safety critical components.

* New Parts
Parts without **Parts No.** are not supplied.
Les articles non mentionnés dans le **Parts No.** ne sont pas fournis.
Teile ohne **Parts No.** werden nicht geliefert.

②

Ref. No	Add-ress	New Parts	Parts No.	Description	Desti-nation	Re-marks
-	-	*	H25-1581-04	PROTECTION BAG	T1T2T3	
-	-	*	H25-1620-04	PROTECTION BAG	M1M2	
-	-	*	H50-2501-04	ITEM CARTON CASE	M1E1K1	
-	-	*	H50-2502-04	ITEM CARTON CASE	T1	
-	-	*	H50-2504-04	ITEM CARTON CASE	M2E2	
-	-	*	H50-2554-04	ITEM CARTON CASE	T2	
-	-	*	H50-2678-04	ITEM CARTON CASE	T3	
Δ 640	2G		J02-0370-05	FOOT		
641	1G		J42-0083-05	POWER CORD BUSHING		
-	-		J61-0081-05	WIRE BAND		
645	2E	*	K29-6741-04	KNOB	M2T2E2	
645	2E	*	K29-6744-04	KNOB	M1T1E1	
645	2E	*	K29-6744-04	KNOB	T3K1	
646	2F	*	K29-6745-13	KNOB	M1T1E1	
646	2F	*	K29-6745-13	KNOB	T3K1	
646	1F	*	K29-6746-13	KNOB	M2T2E2	
Δ 650	1G		L07-2167-05	POWER TRANSFORMER	E2T3	
Δ 650	1G		L07-2167-05	POWER TRANSFORMER	T1E1T2	
Δ 650	1G	*	L07-2413-05	POWER TRANSFORMER	M1M2	
Δ 650	1G	*	L07-2492-05	POWER TRANSFORMER	K1	
REC/PLAY AMP (X28-2932-71)						
D61			B30-2522-05	LED(RED, GREEN, 3MM)		
D62 -64			B30-2513-05	LED(RED)		
D65			B30-2522-05	LED(RED, GREEN, 3MM)		
D66 -69			B30-2513-05	LED(RED)		
C1			C90-3724-05	ELECTRO	100UF	35WV
C2			CC73FSL1H102J	CHIP C	1000PF	J
C3			CE04KW1C470M	ELECTRO	47UF	16WV
C4			CE04KW1C100M	ELECTRO	10UF	16WV
C5			CE04KW1C101M	ELECTRO	100UF	16WV
C6			CE04KW1C100M	ELECTRO	10UF	16WV
C7			CE04KW1C470M	ELECTRO	47UF	16WV
C8			CE04KW1C100M	ELECTRO	10UF	16WV
C9			CE04KW1A101M	ELECTRO	100UF	10WV
C10			CK73EB1H103K	CHIP C	0.010UF	K
C11			C90-3724-05	ELECTRO	100UF	35WV
C12			CK73FB1H103K	CHIP C	0.010UF	K
C13 ,14			C90-3253-05	ELECTRO	1.0UF	50WV
C15			CK73FB1H103K	CHIP C	0.010UF	K
C17			CK73FB1H103K	CHIP C	0.010UF	K
C18			CK73FB1E104K	CHIP C	0.10UF	K
C19			CK73EB1H103K	CHIP C	0.010UF	K
C20			CK73FB1E104K	CHIP C	0.10UF	K
C21			CE04KW1C470M	ELECTRO	47UF	16WV
C22			CE04KW1H010M	ELECTRO	1.0UF	50WV
C23 ,24			C90-3253-05	ELECTRO	1.0UF	50WV
C25			CK45FF1H103Z	CERAMIC	0.010UF	Z
C27			CK73FB1H223K	CHIP C	0.022UF	K
C101,102			C91-0749-05	CERAMIC	220PF	K
C103,104			CE04KW1C100M	ELECTRO	10UF	16WV
C105,106			CE04KW1H010M	ELECTRO	1.0UF	50WV
C107,108			CK73FB1H682K	CHIP C	6800PF	K
C109,110			CK73FB1H333K	CHIP C	0.033UF	K
C111,112			CC73FSL1H221J	CHIP C	220PF	J

L : Scandinavia K : USA P : Canada R : Mexico M1/T1/E1/K1 : X-SE7
Y : PX(Far East, Hawaii) T : Europe E : Europe G : Germany M2/T2/E2 : X-SE9
Y : AAFES(Europe) X : Australia M : Other Areas T3 : X-SE7(G)

Δ indicates safety critical components.

* New Parts
Parts without **Parts No.** are not supplied.
Les articles non mentionnés dans le **Parts No.** ne sont pas fournis.
Teile ohne **Parts No.** werden nicht geliefert.

3

Ref. No	Add-ress	New Parts	Parts No.	Description	Desti-nation	Re-marks
C113,114 C115-120 C121-124 C125,126 C127,128			CE04KW1H010M CQ93FMG1H222J CE04KW1HOR1M CE04KW1C100M CE04KW1H2R2M	ELECTRO 1.0UF 50WV MYLAR 2200PF J ELECTRO 0.1UF 50WV ELECTRO 10UF 16WV ELECTRO 2.2UF 50WV		
C129,130 C131,132 C133,134 C135,136 C137,138			CE04KW1H0R1M CE04KW1H2R2M CE04KW1H010M CE04KW1H2R2M CE04KW1H010M	ELECTRO 0.1UF 50WV ELECTRO 2.2UF 50WV ELECTRO 1.0UF 50WV ELECTRO 2.2UF 50WV ELECTRO 1.0UF 50WV		
C139 C140 C141 C142 C143,144			CC73FSL1H180J CC73FSL1H560J CC73FSL1H180J CC73FSL1H101J CE04KW1H010M	CHIP C 18PF J CHIP C 56PF J CHIP C 18PF J CHIP C 100PF J ELECTRO 1.0UF 50WV		
C145 C146 C147 C148 C149-152			CQ93FMG1H332J CQ93FMG1H104J CE04KW1C101M CK73FB1H103K C91-0749-05	MYLAR 3300PF J MYLAR 0.10UF J ELECTRO 100UF 16WV CHIP C 0.010UF K CERAMIC 220PF K		
C154-157 C158 C201,202 C203,204 C205,206			CE04KW1H010M CE04KW1V220M C91-0755-05 CE04KW1C100M CC73FSL1H391J	ELECTRO 1.0UF 50WV ELECTRO 22UF 35WV CERAMIC 680PF K ELECTRO 10UF 16WV CHIP C 390PF J		
C207,208 C209,210 C211,212 C213,214 C215,216			CQ93FMG1H223J CE04KW1C220M CQ93FMG1H332J CE04KW1H010M CK45FB1H221K	MYLAR 0.022UF J ELECTRO 22UF 16WV MYLAR 3300PF J ELECTRO 1.0UF 50WV CERAMIC 220PF K		
C217,218 C219,220 C221,222 C223,224 C225-228			C91-1434-05 C91-1436-05 CQ93FMG1H103J CC45FSL1H561J CQ93FMG1H223J	FILM 150PF J FILM 220PF J MYLAR 0.010UF J CERAMIC 560PF J MYLAR 0.022UF J		
C229 C230 C231 C232,233 C234			CE04KW1C100M CC45FSL2H100D CQ93HP2A103J CE04KW1C100M CE04KW1C220M	ELECTRO 10UF 16WV CERAMIC 10PF D MYLAR 0.010UF J ELECTRO 10UF 16WV ELECTRO 22UF 16WV		
C235,236 C237 C238 C239			CQ93FMG1H562J CK73FB1H103K CE04KW1C101M CE04KW1H010M	MYLAR 5600PF J CHIP C 0.010UF K ELECTRO 100UF 16WV ELECTRO 1.0UF 50WV		
CN1 CN2 CN3 CN4 CN5			E40-4632-05 E40-3257-05 E40-9843-05 E40-9848-05 E40-9845-05	PIN ASSY PIN ASSY PIN ASSY PIN ASSY PIN ASSY		
CN6 CN7 CN9 CN10 CN11			E40-3250-05 E40-4284-05 E40-9826-05 E40-9831-05 E40-9828-05	PIN ASSY FLAT CABLE CONNECTOR SOCKET FOR PIN ASSY SOCKET FOR PIN ASSY SOCKET FOR PIN ASSY		
CN12 J1			E40-3263-05 E03-0119-05	PIN ASSY AC OUTLET	K1	

L : Scandinavia K : USA P : Canada R : Mexico M1/T1/E1/K1 : X-SE7
Y : PX(Far East, Hawaii) T : Europe E : Europe G : Germany M2/T2/E2 : X-SE9
Y : AAFES(Europe) X : Australia M : Other Areas T3 : X-SE7(G)

△ indicates safety critical components.

* New Parts
Parts without **Parts No.** are not supplied.
Les articles non mentionnés dans le **Parts No.** ne sont pas fournis.
Teile ohne **Parts No.** werden nicht geliefert.

4

Ref. No	Add-ress	New Parts	Parts No.	Description	Desti-nation	Re-marks
J2 J3			E63-0046-15 E08-0311-05	PHONO JACK RECTANGULAR RECEPTACLE		
L1 ,2 L3 ,4 L5 -8 L9 X1			L79-1201-05 L32-0547-05 L40-1035-29 L32-0570-05 L78-0294-05	LC FILTER BIAS OSCILLATING COIL SMALL FIXED INDUCTOR(10MH, J) BIAS OSCILLATING COIL RESONATOR (10.000M)		
R1 -3 R5 ,6 R7 R8 R9			RK73FB2A101J RK73FB2A101J RK73FB2A473J RK73FB2A472J RK73FB2A473J	CHIP R 100 J 1/10W CHIP R 100 J 1/10W CHIP R 47K J 1/10W CHIP R 4.7K J 1/10W CHIP R 47K J 1/10W		
R10 R19 R20 ,21 R22 △ R23			RK73FB2A332J RD14NB2E2R7J RK73FB2A103J RD14NB2E101J RD14NB2E4R7J	CHIP R 3.3K J 1/10W RD 2.7 J 1/4W CHIP R 10K J 1/10W RD 100 J 1/4W RD 4.7 J 1/4W		
R29 ,30 R31 ,32 R33 ,34 R35 ,36 R38 ,39			RK73FB2A104J RK73FB2A331J RK73FB2A223J RK73FB2A102J RK73FB2A104J	CHIP R 100K J 1/10W CHIP R 330 J 1/10W CHIP R 22K J 1/10W CHIP R 1.0K J 1/10W CHIP R 100K J 1/10W		
R40 ,41 R42 ,43 R44 △ R45 R46			RK73FB2A101J RK73EB2B102J RK73FB2A102J RD14NB2E100J RK73FB2A102J	CHIP R 100 J 1/10W CHIP R 1.0K J 1/8W CHIP R 1.0K J 1/10W RD 10 J 1/4W CHIP R 1.0K J 1/10W		
△ R47 R48 R51 R52 R53 -58			RD14NB2E220J RK73FB2A473J RK73FB2A473J RK73FB2A153J RK73FB2A473J	RD 22 J 1/4W CHIP R 47K J 1/10W CHIP R 47K J 1/10W CHIP R 15K J 1/10W CHIP R 47K J 1/10W		
R59 R60-66 R67 △ R105 R107			RK73FB2A103J RK73FB2A473J RS14KB3D681J RK73FB2A393J RK73EB2B152J	CHIP R 10K J 1/10W CHIP R 47K J 1/10W FL-PROOF RS 680 J 2W CHIP R 39K J 1/10W CHIP R 1.5K J 1/8W		
R108 R109,110 R111,112 R113,114 R115,116			RK73FB2A152J RK73FB2A392J RK73FB2A222J RK73FB2A223J RK73FB2A561J	CHIP R 1.5K J 1/10W CHIP R 3.9K J 1/10W CHIP R 2.2K J 1/10W CHIP R 22K J 1/10W CHIP R 560 J 1/10W		
R117,118 R119,120 R121 R123 R125,126			RK73FB2A472J RK73FB2A223J RK73FB2A112J RK73FB2A102J RK73FB2A103J	CHIP R 4.7K J 1/10W CHIP R 22K J 1/10W CHIP R 1.1K J 1/10W CHIP R 1.0K J 1/10W CHIP R 10K J 1/10W		
R127,128 R129,130 R131,132 R151 R152			RK73FB2A472J RK73FB2A473J RK73FB2A104J RK73FB2A104J RK73FB2A623J	CHIP R 4.7K J 1/10W CHIP R 47K J 1/10W CHIP R 100K J 1/10W CHIP R 100K J 1/10W CHIP R 62K J 1/10W		
R153-155 R156 R159 R160			RK73FB2A562J RK73FB2A102J RK73FB2A243J RK73FB2A124J	CHIP R 5.6K J 1/10W CHIP R 1.0K J 1/10W CHIP R 24K J 1/10W CHIP R 120K J 1/10W		

L : Scandinavia K : USA P : Canada R : Mexico M1/T1/E1/K1 : X-SE7
Y : PX(Far East, Hawaii) T : Europe E : Europe G : Germany M2/T2/E2 : X-SE9
Y : AAFES(Europe) X : Australia M : Other Areas T3 : X-SE7(G)

△ indicates safety critical components.

PARTS LIST

X-SE7/SE7(G)/SE9

* New Parts

Parts without **Parts No.** are not supplied.Les articles non mentionnés dans le **Parts No.** ne sont pas fournis.Teile ohne **Parts No.** werden nicht geliefert.

5

Ref. No	Add-ress	New Parts	Parts No.	Description	Desti-nation	Re-marks
R161			RK73FB2A622J	CHIP R 6.2K J 1/10W		
R164			RK73FB2A223J	CHIP R 22K J 1/10W		
R165,166			RK73FB2A103J	CHIP R 10K J 1/10W		
R171-173			RS14KB3A122J	FL-PROOF RS 1.2K J 1W		
R203,204			RK73FB2A161J	CHIP R 160 J 1/10W		
R205,206			RK73FB2A622J	CHIP R 6.2K J 1/10W		
R207,208			RK73FB2A154J	CHIP R 150K J 1/10W		
R209			RK73FB2A152J	CHIP R 1.5K J 1/10W		
R211,212			RK73FB2A153J	CHIP R 15K J 1/10W		
R213-216			RK73FB2A103J	CHIP R 10K J 1/10W		
R217,218			RK73FB2A102J	CHIP R 1.0K J 1/10W		
R227			RK73FB2A223J	CHIP R 22K J 1/10W		
R228			RK73FB2A562J	CHIP R 5.6K J 1/10W		
R230			RD14NB2E100J	RD 10 J 1/4W		
R231			RK73FB2A332J	CHIP R 3.3K J 1/10W		
R234			RK73FB2A100J	CHIP R 10 J 1/10W		
R254			RK73FB2A102J	CHIP R 1K J 1/10W		
W105-111			R92-0670-05	CHIP R 0 OHM		
W113-115			R92-0670-05	CHIP R 0 OHM		
W153-157			R92-0679-05	CHIP R 0 OHM		
K1			S76-0018-05	MAGNETIC RELAY		
S1 -12			S70-0031-05	TACT SWITCH		
D1			KBP02ML-6127	DIODE		
D2 ,3			MTZJ6.2(B)	ZENER DIODE		
D2 ,3			UZ-6.2BSB	ZENER DIODE		
D4			MTZJ5.1(B)	ZENER DIODE		
D4			UZ-5.1BSB	ZENER DIODE		
D5 -7			HSS104	DIODE		
D5 -7			1SS133	DIODE		
D8 ,9			HSS104A	DIODE		
D8 ,9			1SS131	DIODE		
D10			HSS104	DIODE		
D10			1SS133	DIODE		
D11 -17			MA111	DIODE		
D18			MTZJ6.8(B)	ZENER DIODE		
D18			UZ-6.8BSB	ZENER DIODE		
D19 ,20			HSS104	DIODE		
D19 ,20			1SS133	DIODE		
D21			MTZJ4.7(B)	ZENER DIODE		
D21			UZ-4.7BSB	ZENER DIODE		
D22 -24			HSS104	DIODE		
D22 -24			1SS133	DIODE		
D32			MTZJ8.2(B)	ZENER DIODE		
D32			UZ-8.2BSB	ZENER DIODE		
D33			HSS104A	DIODE		
D33			1SS131	DIODE		
D41 -52			HSS104	DIODE		
D41 -52			1SS133	DIODE		
IC1		*	CXP84124-144Q	MI-COM IC		
IC2			HA12167FB	IC(DOLBY B/C, REC EQ)		
IC3			PST993D-T	ANALOGUE IC		
IC4			XL24C01AP	MEMORY IC		
IC6			BA6209	ANALOGUE IC		
IC7			TA8125S	IC(2CH PRE AMP)		

L : Scandinavia

Y : PX(Far East, Hawaii)

Y : AAFES(Europe)

K : USA

T : Europe

X : Australia

P : Canada

E : Europe

M : Other Areas

R : Mexico

G : Germany

M : Other Areas

M1/T1/E1/K1 : X-SE7

M2/T2/E2 : X-SE9

T3 : X-SE7(G)

⚠ indicates safety critical components.

* New Parts

Parts without **Parts No.** are not supplied.Les articles non mentionnés dans le **Parts No.** ne sont pas fournis.Teile ohne **Parts No.** werden nicht geliefert.

6

Ref. No	Add-ress	New Parts	Parts No.	Description	Desti-nation	Re-marks
IC8			UPC1297CA	ANALOGUE IC		
Q1 ,2			2SD2012	TRANSISTOR		
Q1 ,2			2SD2061(E,F)	TRANSISTOR		
Q3			2SC3246	TRANSISTOR		
Q4 ,5			2SC4081	TRANSISTOR		
Q6			2SA1534A(R,S)	TRANSISTOR		
Q7			2SA1286-T11	TRANSISTOR		
Q8 ,9			DTC124EUA	DIGITAL TRANSISTOR		
Q8 ,9			UN5212	DIGITAL TRANSISTOR		
Q10			2SC4081	TRANSISTOR		
Q11 ,12			DTC124EUA	DIGITAL TRANSISTOR		
Q11 ,12			UN5212	DIGITAL TRANSISTOR		
Q13 -16			UN5119	DIGITAL TRANSISTOR		
Q21 ,22			2SD2114K	TRANSISTOR		
Q23 ,24			2SD1302(S,T)	TRANSISTOR		
Q25 ,26			DTA124EUA	DIGITAL TRANSISTOR		
Q25 ,26			UN5112	DIGITAL TRANSISTOR		
Q27 ,28			DTC124EUA	DIGITAL TRANSISTOR		
Q27 ,28			UN5212	DIGITAL TRANSISTOR		
Q29			2SC4081	TRANSISTOR		
Q30			DTC124EUA	DIGITAL TRANSISTOR		
Q30			UN5212	DIGITAL TRANSISTOR		
Q31 ,32			DTC143TSA	DIGITAL TRANSISTOR		
Q31 ,32			UN4216	DIGITAL TRANSISTOR		
Q33			DTA124ESA	DIGITAL TRANSISTOR		
Q33			UN4112	DIGITAL TRANSISTOR		
Q41			2SC3940A(R,S)	TRANSISTOR		
Q41			2SD863(E,F)	TRANSISTOR		
Q42 ,43			DTC124EUA	DIGITAL TRANSISTOR		
Q42 ,43			UN5212	DIGITAL TRANSISTOR		
Q44			DTC124ESA	DIGITAL TRANSISTOR		
Q44			UN4212	DIGITAL TRANSISTOR		
Q45 ,46			2SC1740S(Q,R)	TRANSISTOR		
Q45 ,46			2SC2785(F,E)	TRANSISTOR		
Q47 ,48			DTC124EUA	DIGITAL TRANSISTOR		
Q47 ,48			UN5212	DIGITAL TRANSISTOR		
MECHANISM A (D40-1574-05)						
401	2A		A10-3306-08	CHASSIS 576		
402	2B		A15-0093-08	FLAME ASSY		
405	3A		D10-3667-08	ARM A		
406	2A		D10-3668-08	ARM C		
407	1B		D10-3669-08	ARM-576		
408	1B		D10-3670-08	ARM		
409	2B	*	D13-1850-08	GEAR B		
410	2A		D13-1775-08	GEAR LUCK		
411	2B	*	D15-0409-08	PULLEY(C)		
412	2B		D16-0707-08	BELT-49.2		
414	1A		D90-0042-08	BALL		
417	2B		E29-1621-08	PLATE EARTH		
420	2B		E40-8034-08	CNW 6P-6PPH-76A		
424	1B		G01-3945-08	SPRING A		
425	1B		G01-3946-08	SPRING B		
426	2A,2B		G11-2280-08	BUFFER		

L : Scandinavia

Y : PX(Far East, Hawaii)

Y : AAFES(Europe)

K : USA

T : Europe

X : Australia

P : Canada

E : Europe

M : Other Areas

R : Mexico

G : Germany

M : Other Areas

M1/T1/E1/K1 : X-SE7

M2/T2/E2 : X-SE9

T3 : X-SE7(G)

⚠ indicates safety critical components.

* New Parts
Parts without **Parts No.** are not supplied.
Les articles non mentionnés dans le **Parts No.** ne sont pas fournis.
Teile ohne **Parts No.** werden nicht geliefert.

7

Ref. No	Add-ress	New Parts	Parts No.	Description	Desti-nation	Re-marks
430	3A		J19-5737-08	HOLDER ASSY		
431	1B		J19-5738-08	RETAINER		
432	1B		J19-5739-08	PLATE		
434	1A		J99-0590-08	TRAY 117A		
CA	2A,2B		N09-3319-08	B TITE SCREW M2X8BK		
CB	2C		N09-3320-08	B TITE SCREW M2.6X5BK		
CC	1B		N09-3321-08	SCREW M1.4X2BK		
CD	1B		N09-3322-08	SCREW M1.7X8.2-7.0		
CE	3B		N09-3323-08	P TITE SCREW 3X6BK		
CF	2B		N09-3327-08	SCREW M2X4BK		
CG	2B		N14-0198-08	NUT		
CH	2B		N19-1427-08	PSW 2.1X4X0.5		
CI	2C		N19-1428-08	PSW 1.6X4X0.5C		
436	2A,2B		S74-0073-08	SWITCH MSS-8B		
LM	3B		T42-0859-08	MOTOR PCB ASSY		
MECHANISM B (D40-1574-05)						
501	2D		A10-3304-08	CHASSIS(OS)ASSY		
502	1D		A10-3305-08	CHASSIS(HEAD)ASSY		
505	3D		D01-0199-08	FLYWHEEL(F)ASSY		
506	3C		D01-0200-08	FLYWHEEL(R)ASSY		
507	2C		D10-3661-08	ARM(PLAY)ASSY		
508	3C		D10-3662-08	ARM-P		
509	2D		D10-3663-08	LEVER-BRAKE		
510	2C		D10-3664-08	ARM-CAM LOCK		
511	3C		D10-3665-08	ARM-RF		
512	1C		D10-3666-08	LEVER-AC		
515	2C,3D		D13-1767-08	BASE-REEL		
517	3C		D13-1769-08	GEAR-CAM		
518	2C		D13-1770-08	GEAR-IDLER		
519	3D		D13-1771-08	GEAR-P		
521	3C,3D		D13-1773-08	GEAR-RF		
524	1D		D14-0380-08	PINCHROLLER ASSY(F)		
525	1C		D14-0381-08	PINCHROLLER ASSY(R)		
526	1D		D14-0382-08	ROLLER-P		
527	3D		D15-0396-08	PULLY-C		
528	3D		D16-0705-08	BELT SUB		
529	3D		D16-0706-08	BELT MAIN		
530A	1C,1D	*	J42-0337-08	BASE-REEL		
530B	1C,1D	*	D19-0309-08	CAP-REEL		
531	1C		E35-1662-08	WIRE HEAD(BROWN)		
532	1C		E35-1663-08	WIRE HEAD(BLUE)		
533	1C		E35-1664-08	WIRE HEAD(GREEN)		
534	1C		E35-1665-08	WIRE HEAD(ORANGE)		
535	1C		E35-1666-08	WIRE HEAD(RED)		
536	1C		E35-1667-08	WIRE HEAD(WHITE)		
537	1C		E35-1668-08	WIRE HEAD(YELLOW)		
541	3C		E35-1631-08	WIRE-MOTOR		
542	3C		E40-8030-08	CONNECTOR R/P		
543	1C		E40-8032-08	CNW 5P-5PPH-76A		
544	1C		E40-8033-08	CNW 13P-13PPH-76A		
545	3D		F09-0104-08	CAP-P		
546	3D		F09-0105-08	CAP-C		
547	3C		F09-0106-08	CAP-MAGNET		

L : Scandinavia K : USA P : Canada R : Mexico M1/T1/E1/K1 : X-SE7
Y : PX(Far East, Hawaii) T : Europe E : Europe G : Germany M2/T2/E2 : X-SE9
Y : AAFES(Europe) X : Australia M : Other Areas T3 : X-SE7(G)

▲ indicates safety critical components.

* New Parts
Parts without **Parts No.** are not supplied.
Les articles non mentionnés dans le **Parts No.** ne sont pas fournis.
Teile ohne **Parts No.** werden nicht geliefert.

8

Ref. No	Add-ress	New Parts	Parts No.	Description	Desti-nation	Re-marks
550	1D		G01-3911-08	SPRING-B/T F		
551	1C		G01-3932-08	SPRING-B/T R		
552	2C		G01-3933-08	SPRING-LEVER AC		
553	3D		G01-3934-08	SPRING-P		
554	1D		G01-3935-08	SPRING-BASE HEAD		
555	1D		G01-3937-08	SPRING-PINCH F		
556	1C		G01-3938-08	SPRING-PINCH R		
557	2C		G01-3939-08	SPRING-CAM LOCK		
558	3D		G01-3940-08	SPRING-C		
559	2C		G01-3941-08	SPRING-ARM RF		
560	1D		G01-3942-08	SPR-PINCH RETURN F		
561	1C		G01-3943-08	SPR-PINCH RETURN R		
562	3C		G02-1606-08	PLATE-SPRING		
563	2D,3D		G10-0430-08	FELT P		
564	3D		G10-0431-08	FELT C		
565	3C		G11-2279-08	CUSHION MOTOR		
568	2C,2D		J19-5735-08	BRKT SIDE		
570	3C		J19-5736-08	BRKT M/T TOP		
571	2D		J42-0332-08	BUSH-P		
572	3D		J42-0333-08	BUSH-C		
573	2C		J60-0027-08	TAPE PAPER		
574	2D	*	J21-6555-08	PLATE-UPPER		
CK	1C,2C		N09-3315-08	SCREW-T BH M2X4		
CM	3D		N09-3317-08	SCREW S		
CN	3C		N09-3318-08	SCREW M		
CO	3D		N19-1423-08	WASHER-PLAIN		
CP	2D		N19-1424-08	WASHER-PLAIN		
CQ	2C		N19-1425-08	WASHER-PLAIN		
CR	3D		N19-1426-08	WASHER-PLAIN		
CS	1C,1D		N19-1429-08	WASHER B/T		
CT	3C	*	N09-3415-08	SCREW T		
CU	2C,2D	*	N19-1448-08	WASHER-PLAIN		
575	3D		S74-0071-08	SWITCH DETECT		
576	3C		S74-0072-08	SWITCH MODE		
580	2D		T94-0238-08	SOLENOID		
581	3C		T95-0153-08	HALL IC		
582	3C		T99-0581-08	PLATE MAGNET		
MM	3C		T42-0858-08	DC MOTOR ASSY		
RPEH	1C		T39-0033-08	HEAD R/P		
585	3C		W02-2577-08	PCB CONTROL 2103		

L : Scandinavia K : USA P : Canada R : Mexico M1/T1/E1/K1 : X-SE7
Y : PX(Far East, Hawaii) T : Europe E : Europe G : Germany M2/T2/E2 : X-SE9
Y : AAFES(Europe) X : Australia M : Other Areas T3 : X-SE7(G)

▲ indicates safety critical components.

PARTS LIST

X-SE7/SE7(G)/SE9

X-SE7/SE7(G)/SE9

SPECIFICATIONS

Track4-track, 2-channel stereo
Recording systemAC bias system
(Frequency : 105 kHz)

Heads

Playback/recording head1
Erasing head1

Motors1
Wow and flutter0.1% (W.R.M.S.)
Fast winding timeApprox. 110 seconds
(C-60 tape)

Frequency response

TYPE I tape40 Hz to 18,000 Hz, ± 3 dB
TYPE II tape40 Hz to 19,000 Hz, ± 3 dB

Signal to noise ratio

Dolby B NR ON67 dB (CrO₂ tape)
Dolby C NR ON73 dB (CrO₂ tape)
Dolby NR ON60 dB (CrO₂ tape)

Input sensitivity/Impedance77.5 mV/47 k Ω
Output level/Impedance775 mV/10k Ω

General

Power consumption14W
DimensionsW : 200 mm
H : 75 mm
D : 249 mm
Weight (net)2.2kg



1. KENWOOD follows a policy of continuous advancements in development. For this reason specifications may be changed without notice.
2. Sufficient performance may not be possible at very low temperatures(0°C or less).

Note:

Component and circuit are subject to modification to insure best operation under differing local conditions. This manual is based on Europe (E) standard, and provides information on regional circuit modification through use of alternate schematic diagrams, and information on regional component variations through use of parts list.

KENWOOD CORPORATION

14-6,Dogenzaka 1-chome, Shibuya-ku, Tokyo, 150 Japan

KENWOOD SERVICE CORPORATION

P.O BOX 22745, 2201 East Dominguez St., Long Beach, CA 90801-5745, U.S.A.

KENWOOD ELECTRONICS CANADA INC.

6070 Kestrel Road, Mississauga, Ontario, Canada L5T 1S8

KENWOOD ELECTRONICS LATIN AMERICA S.A.

P.O BOX 55-2791, Piso 6 plaza Chase, Cl. 47 y Aquilino de la Guardia Panama, Republic de Panama

KENWOOD ELECTRONICS U.K. LIMITED

KENWOOD House, Dwight Road, Watford, Herts., WD1 8EB., United Kingdom

KENWOOD ELECTRONICS BENELUX N.V.

Meachelsesteenweg 418, B-1930 Zaventem, Belgium

KENWOOD ELECTRONICS DEUTSCHLAND GMBH

Rembrücker Str. 15, 63150 Heusenstamm, Germany

KENWOOD ELECTRONICS FRANCE S.A.

13 Boulevard Ney, 75018 Paris, France

KENWOOD ELECTRONICS ITALIA S.p.A.

Via G. Sirtori, 7/9 20129, Milano, Italy

KENWOOD IBÉRICA S.A.

Bolivia, 239-08020 Barcelona, Spain

KENWOOD ELECTRONICS AUSTRALIA PTY. LTD.

(A.C.N. 001499 074)

P.O Box 504, 8 Figtree Drive, Australia Centre, Homebush, N.S.W. 2140, Australia

KENWOOD & LEE ELECTRONICS, LTD.

Unit 3712-3724, Level 37, Tower 1, Metroplaza, 223 Hing Fong Road, Kwai Fong N.T., Hong Kong

KENWOOD ELECTRONICS GULF FZE

P.O.Box 61318, Jebel Ali, Dubai, U.A.E.

KENWOOD ELECTRONICS SINGAPORE PTE LTD.

No. 1 Genting Lane #02-02, KENWOOD Building, Singapore, 349544

KENWOOD ELECTRONICS (MALAYSIA) SDN BHD.

#4.01 Level 4, Wisma Academy Lot 4A, Jalan 19/1 46300 Petaling Jaya Selangor Darul Ehsan Malaysia