

FAULTS WHICH MAY OCCUR

SYMPTOM

Fuse repeatedly blows

LIKELY CAUSE

Loudspeaker leads are shorting out
Failure of T6
Open circuit TH2 or P7
Failure of T4 or T5
Fault developed in T1 or possibly T2
Noisy T4

Test point voltage cannot be adjusted to ± 23 V
Excessive noise when volume is advanced
Excessive noise with volume control at minimum

SPECIFICATION

INPUT SENSITIVITIES: for full power output at 1,000 c/s into a 15 ohm load.

When using a 4 ohm load the sensitivities will be twice as high for the same power output.

	HI	LO
PICKUP 1 (RIAA CHARACTERISTIC): Input impedance:	3-5 mV 47k ohm	—
or PICKUP 2 (RIAA CHARACTERISTIC): Input impedance:	20 mV 33k ohm	60 mV 100k ohm
TUNER: Input impedance:	30 mV 50k ohm	200 mV 50k ohm
TAPE AMP. (TAPE MONITOR SWITCH 'OFF'): Input impedance:	125 mV 50k ohm	250 mV 100k ohm
TAPE AMP. (TAPE MONITOR SWITCH 'ON'): Input impedance:	125 mV 20k ohm	620 mV 72k ohm
MICROPHONE: Input impedance:	3 mV 33k ohm	125 mV 150k ohm
TAPE HEAD: Input impedance:	3 mV 47k ohm	—

POWER OUTPUT:

10 watts into a 15 ohm load
IHF M music rating.

15 watts into a 4 ohm load
IHF M music rating.

DISTORTION:

0-1% for 8 watts output per channel (IHF M) at 1,000 c/s into a 15 ohm load.

HUM AND NOISE:

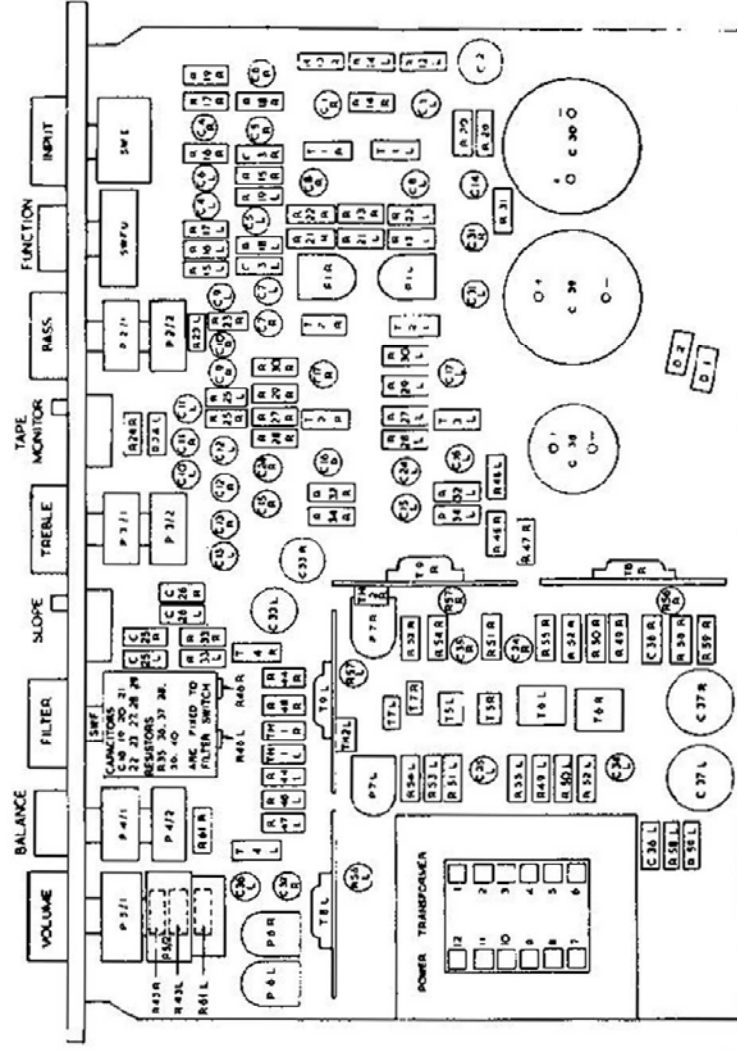
66 dB below full output on 'TUNER' and 'TAPE AMP', and 52 dB below on other inputs.

DAMPING FACTOR:

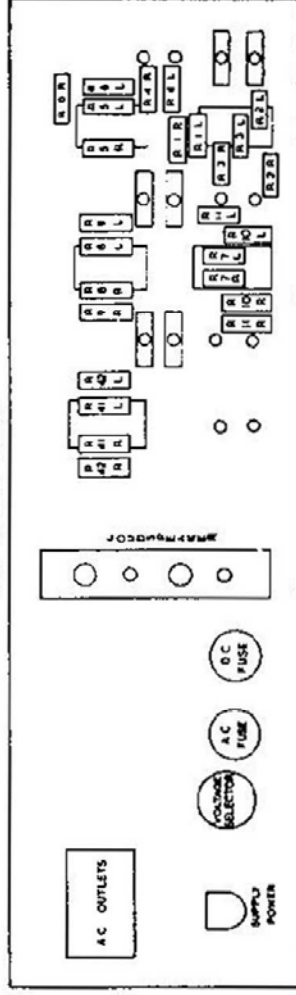
60 measured at 1,000 c/s.

CROSS-TALK:

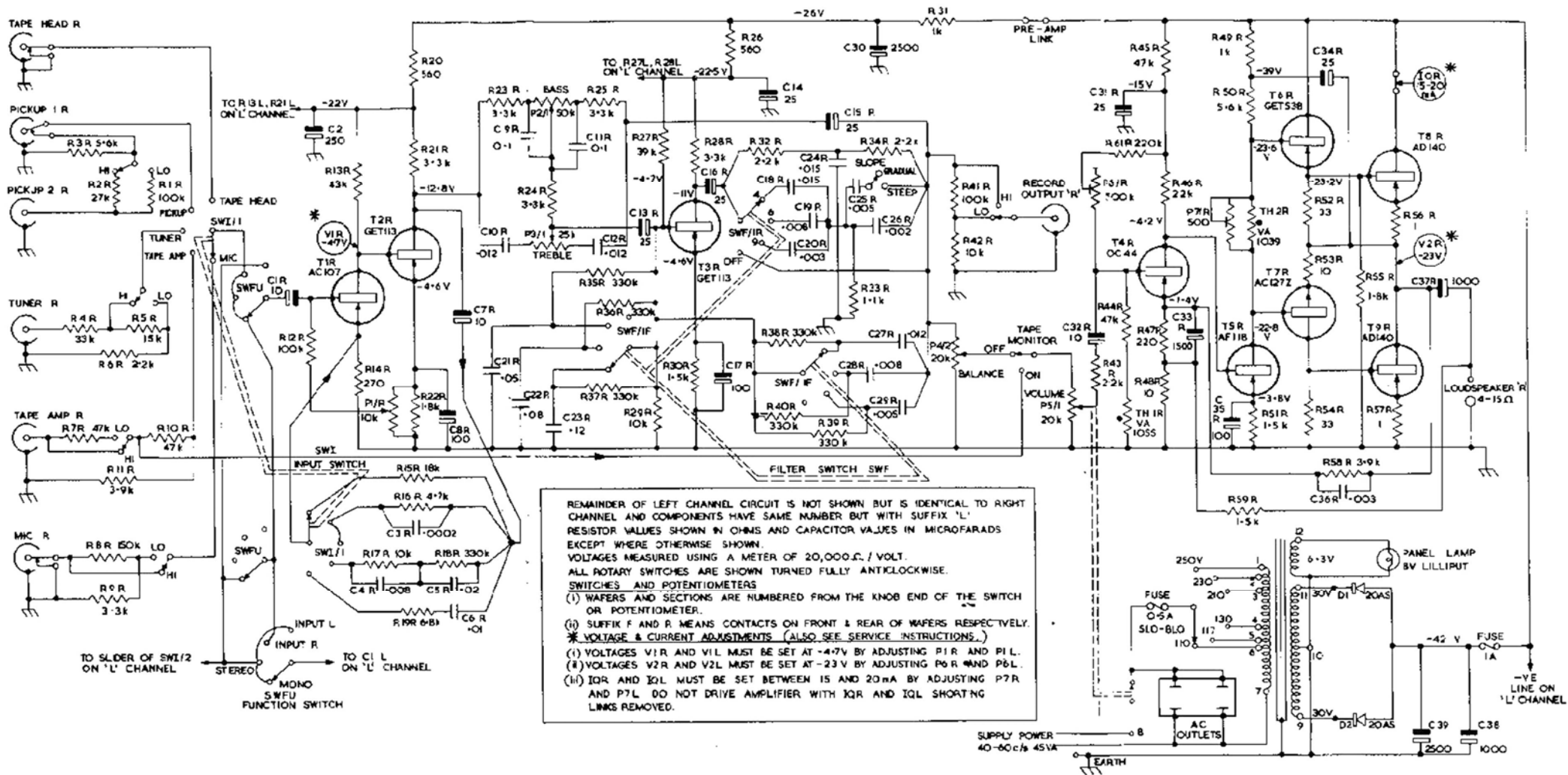
Between 'L' and 'R' channels
—50 dB up to 1,000 c/s.
—30 dB at 10,000 c/s.



TOP CHASSIS LAYOUT



INSIDE VIEW OF REAR FACE



CIRCUIT DIAGRAM

H. J. LEAK & CO., LTD.

BRUNEL ROAD • WESTWAY FACTORY ESTATE • LONDON W.3

Telephone: SHEpherds Bush 1173 (Private Branch Exchange)

Telegrams: Inland: Sinusoidal, Ealux, London Foreign: Sinusoidal, London