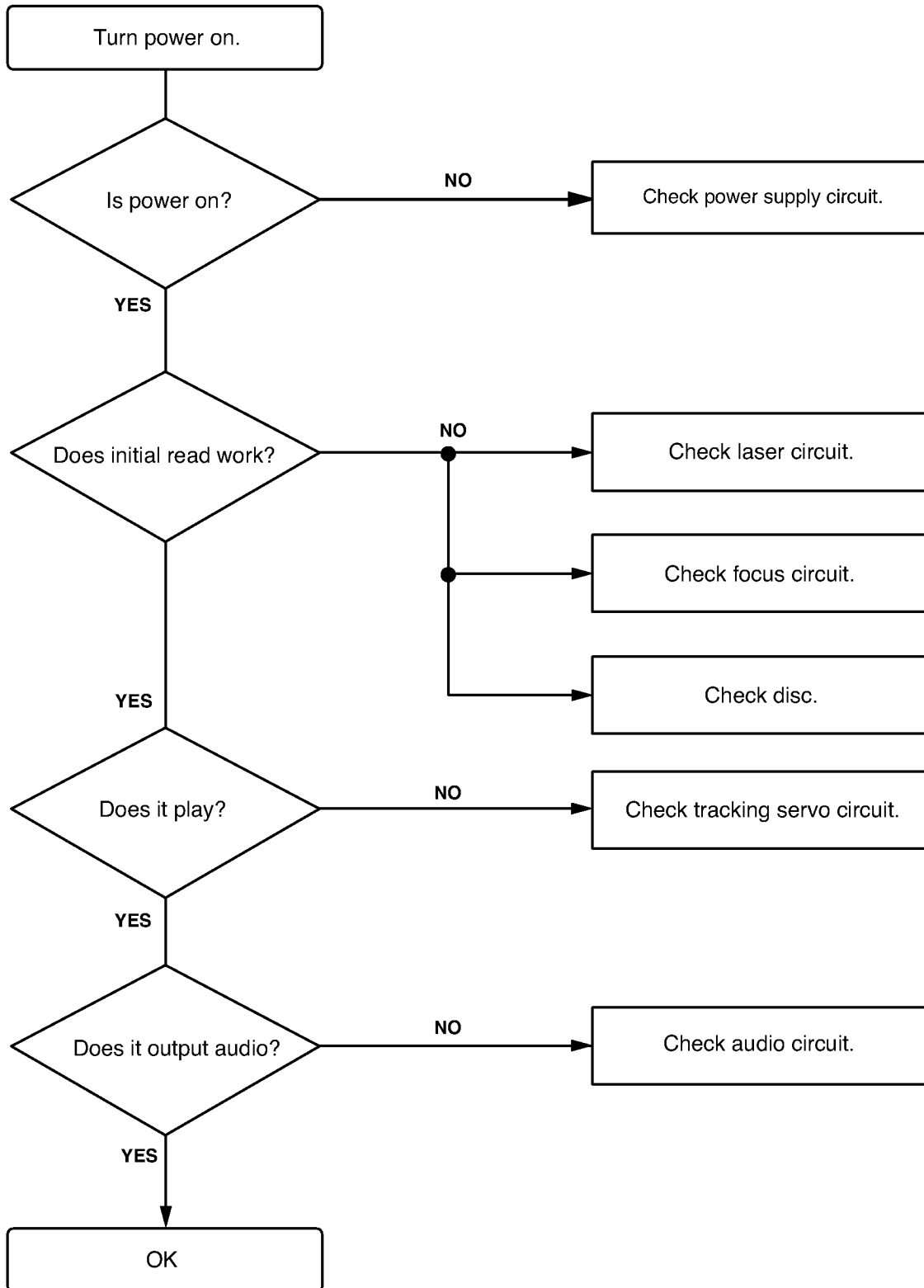


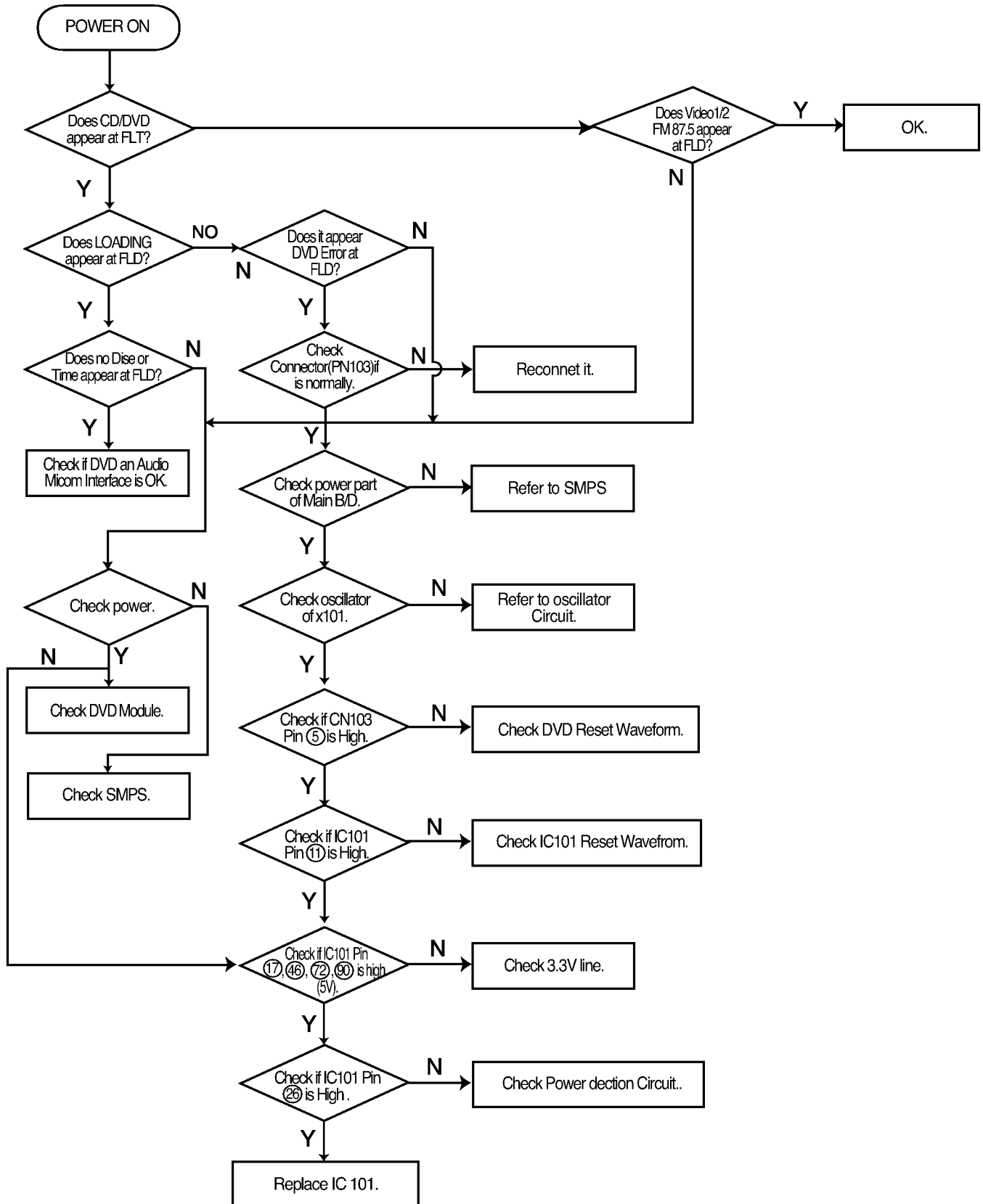
SECTION 2. AUDIO PART

ELECTRICAL TROUBLESHOOTING GUIDIE

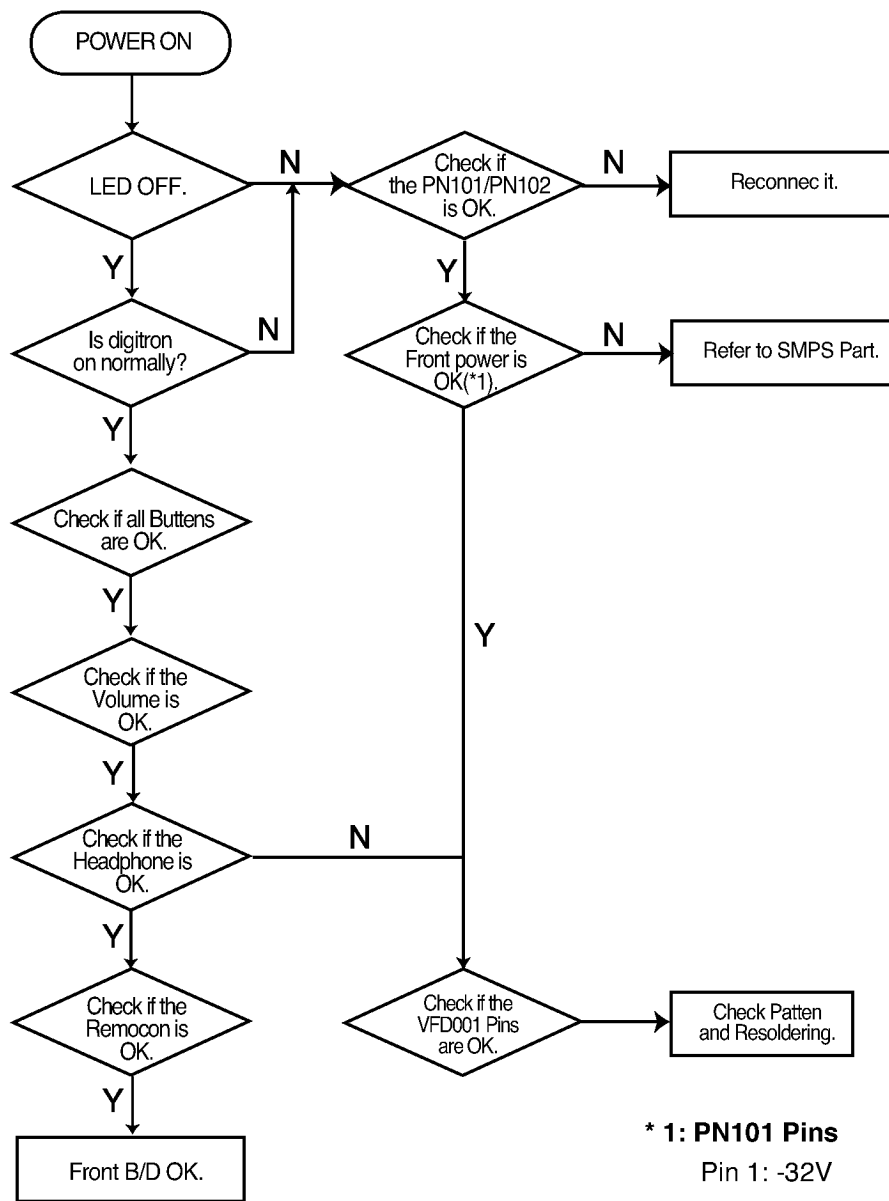
1.



2. AUDIO μ . COM Circuit



3. Front Circuit (1/2)



*** 1: PN101 Pins**

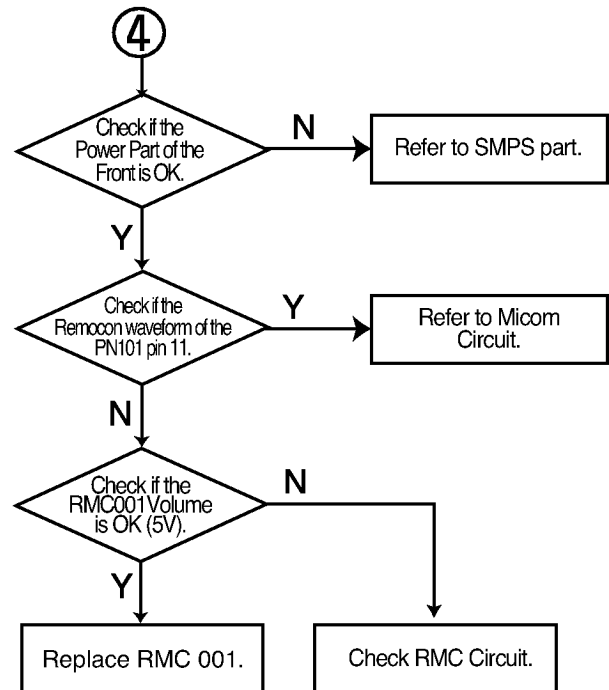
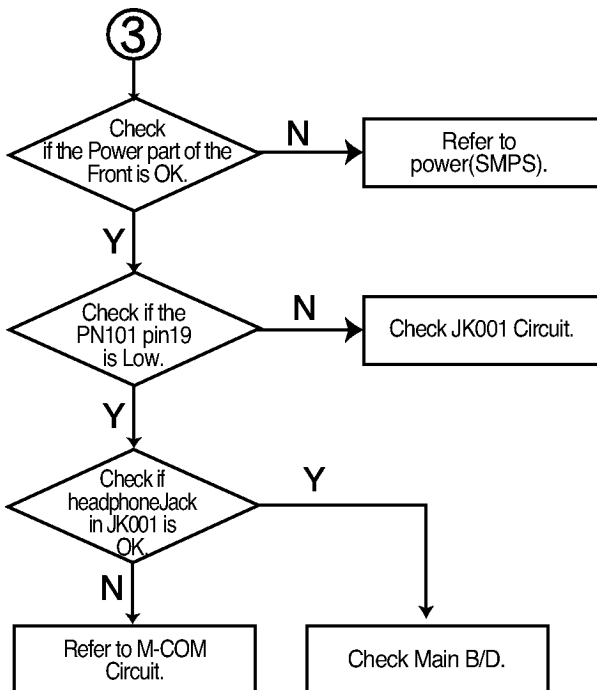
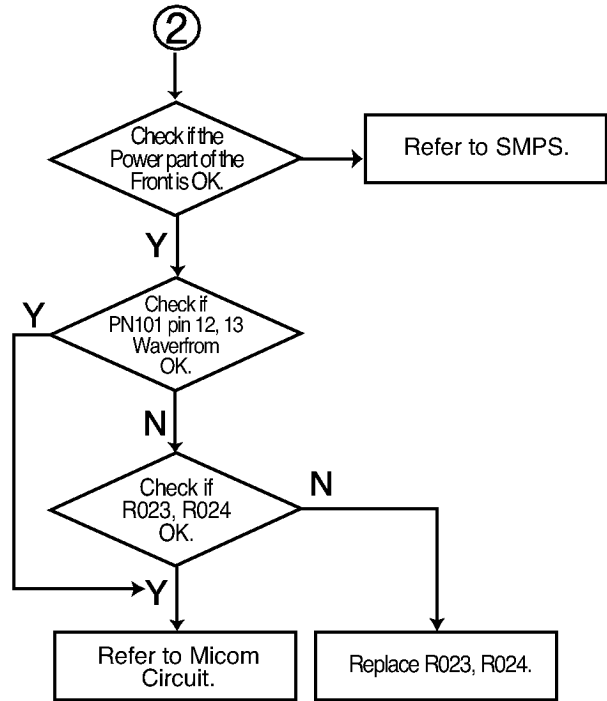
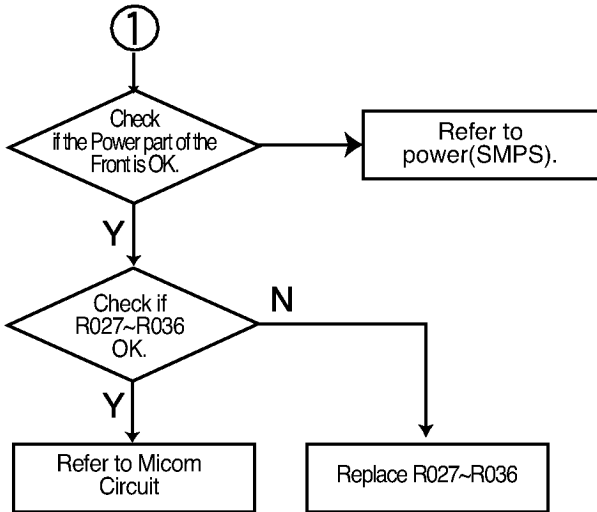
Pin 1: -32V

Pin 8: -28V

Pin 9: -32V

Pin 20: 12V

Front Circuit (2/2)



DVD PLAYER PROGRAM DOWNLOAD METHOD

1. DVD player without CD-RW option

1-1) Download the DVD program from your PC as following procedure

ACTION	FLD display
<ul style="list-style-type: none">• Plug the Power cord out• Connect the Fixture for download (Refer to Deck Mechanism Adjustment)• Execute the program for download(Flashrom.exe)• Open the DVD program file• Plug the Power cord in• Press the MENU Key on the Remote controller• Select Down icon with injector icon then start download from the P.C	FLASH
■ In status of download	
<ul style="list-style-type: none">• Erased the Flash memory• Written the Flash memory• Verified the Flash memory• Completed the download	FLASH ERA FLASH XX(XX: Program counter) FLASH XX(XX: Program counter) FINISHED
■ If an error was occurred during download, do not unplug the Power cord, and retry the download form the P.C until it is completed.	

2. DVD player with CD-RW option(for models using C-CUBE MPEG chip, marking on the IC is ZIVA)

2-1) Make the DVD program upgrade Disc as following procedure

*Recommended S/W: adaptec Easy CD Creator

*use file format: ISO9660

- Rename the souce file from the P.C to FIRMWARE.BIN
(Ex, If Source file is lg_a3_korea.bin, rename to FIRMWARE.BIN)
- Format the CD-RW Disc as below Make the Folder name to UPGRSADE.DVD under root folder
(Ex, ₩UPGRADE.DVD)
- Download the source file renamed to FIRMWARE.BIN in the folder
(Ex, ₩UPGRADE.DVD ₩FIRMWARE.BIN)

2-2) Insert the upgrade Disc into the DVD player slot, then the DVD player reads the Disc and upgrade the Firmware itself as followings

Status	FLD display on DVD player
• Detect the upgrade Disc	No display
• Read the Disc	Cd rEAD XX(XX: Program counter)
• Erased the Flash memory	FLASH ERA
• Written the Flash memory	FLASH XX(XX: Program counter)
• Verified the Flash memory	FLASH XX(XX: Program counter)
• Completed the upgrade	FINISHED

Note: After completed, plug the Power cord out and in again, and then press the Open key, then the Disc will be ejected.

Caution: While CD detecting and reading, if Open key or Power is pressed Then download procedure will be aborted.

**3. DVD player with CD-RW option
(for models using NS MPEG chip, marking on the IC is PANTERA)**

3-1) Make the DVD program upgrade Disc as following procedure

*Recommended S/W: adaptec Easy CD Creator

*use file format: ISO9660

- Format the CD-RW Disc as below.
Make the Folder name to "lg_dvd ~~₩~~UPGRADE ~~₩~~lg" under root folder
(~~₩~~lg_dvd_firmware ~~₩~~upgrade ~~₩~~lg)
- Download the source file in the folder
(Ex, If the source file is "lg_a3_korea.bin, "lg_dvd ~~₩~~firmware ~~₩~~upgrade ~~₩~~lg ~~₩~~lg_a3_korea.bin")

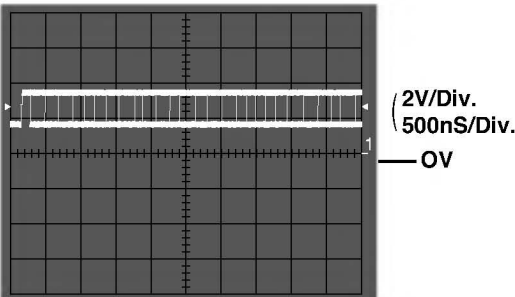
3-2) UPgrade the firmware for DVD player as followings

ACTION	FLD display on dvd player
• Insert the upgraded Disc into the DVD player slot then starts the detecting	Press Up
• Press the UP key on the Remote controller then starts the reading	READ 0(If error is occurred, displayed retry counter)
- Starts the upgrading	UPGRADE 0(If error is occurred, displayed retry counter)
- Completed the upgrading	FINISHED → checksum
- Opened the Tray Disc	("FINISHED → checksum" is displayed repeatedly at 2 second intervals)
• Plug the Power Cord out	

Note: In the status of FLD with "READ 0" or "UPGRADE 0"
If an error is occurred, the read counter, "READ 0", shows retry counter or "ERROR num"
If the num has 0~2, retry the firmware upgrade procedure.
If the error is continued after retrying 5 times, replace the Flash ROM IC.

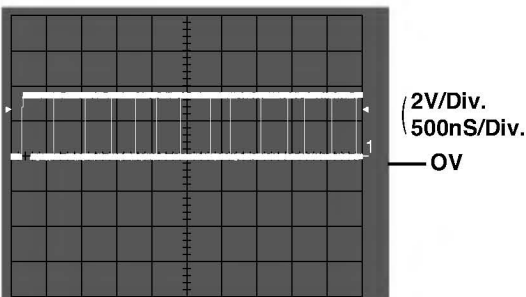
WAVEFORMS OF MAJOR CHECK POINT

1)



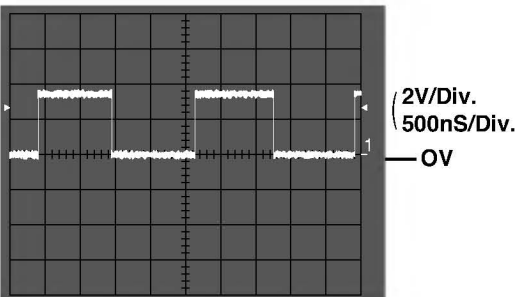
- IC 208 pin^⑤
- Serial data clock waveform during normal play.

2)



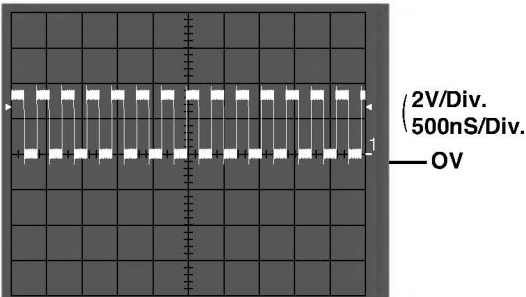
- IC 208 pin^⑦
- Serial data output waveform during normal play.

3)



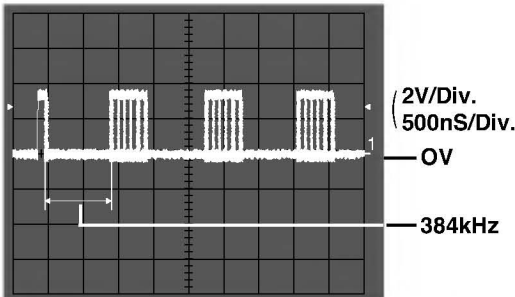
- IC 201 pin^{④②}
- L/R clock data input waveform during normal operation.

4)



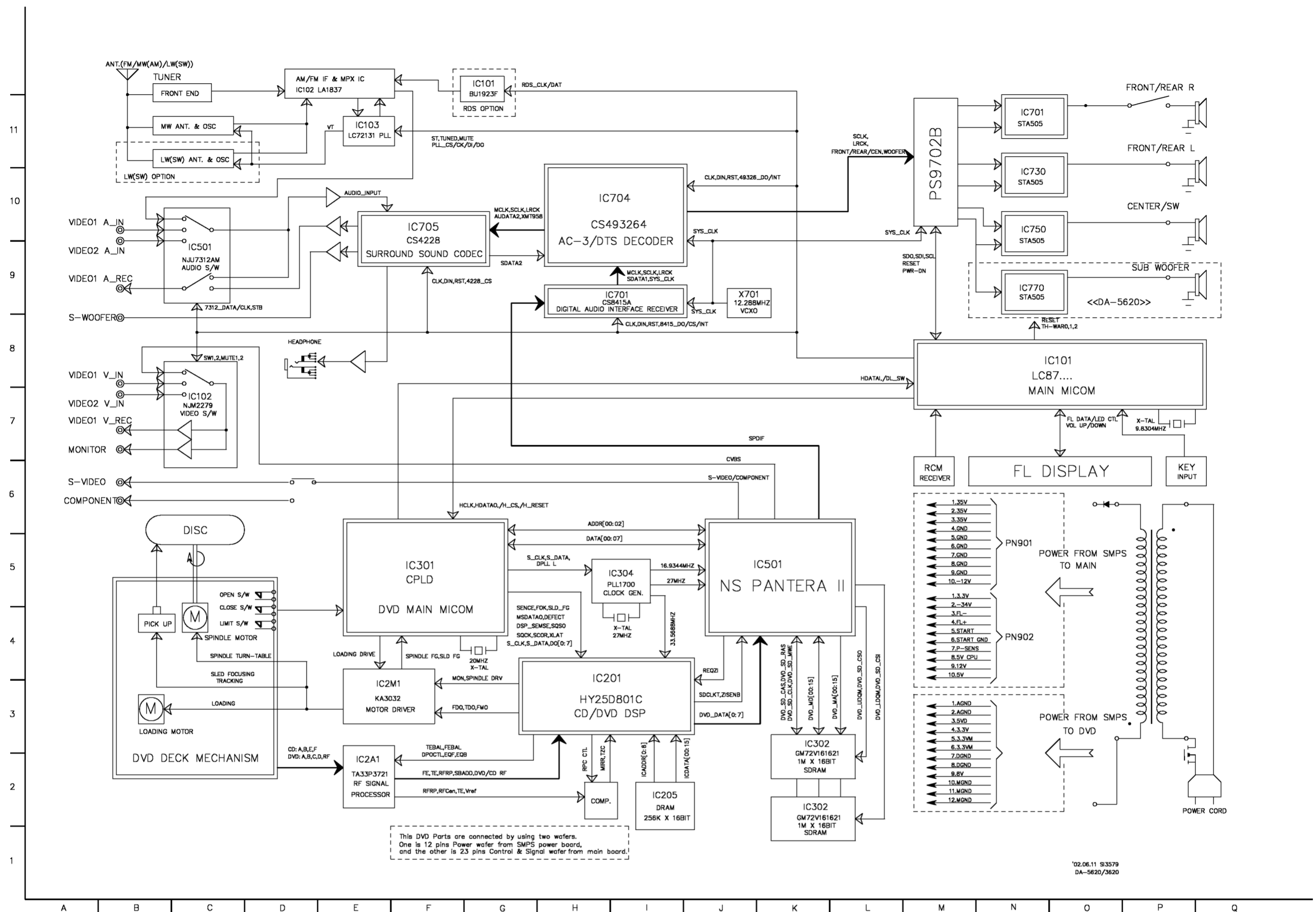
- IC 201 pin^{④③}
- Bit clock data input waveform during normal operation.

5)



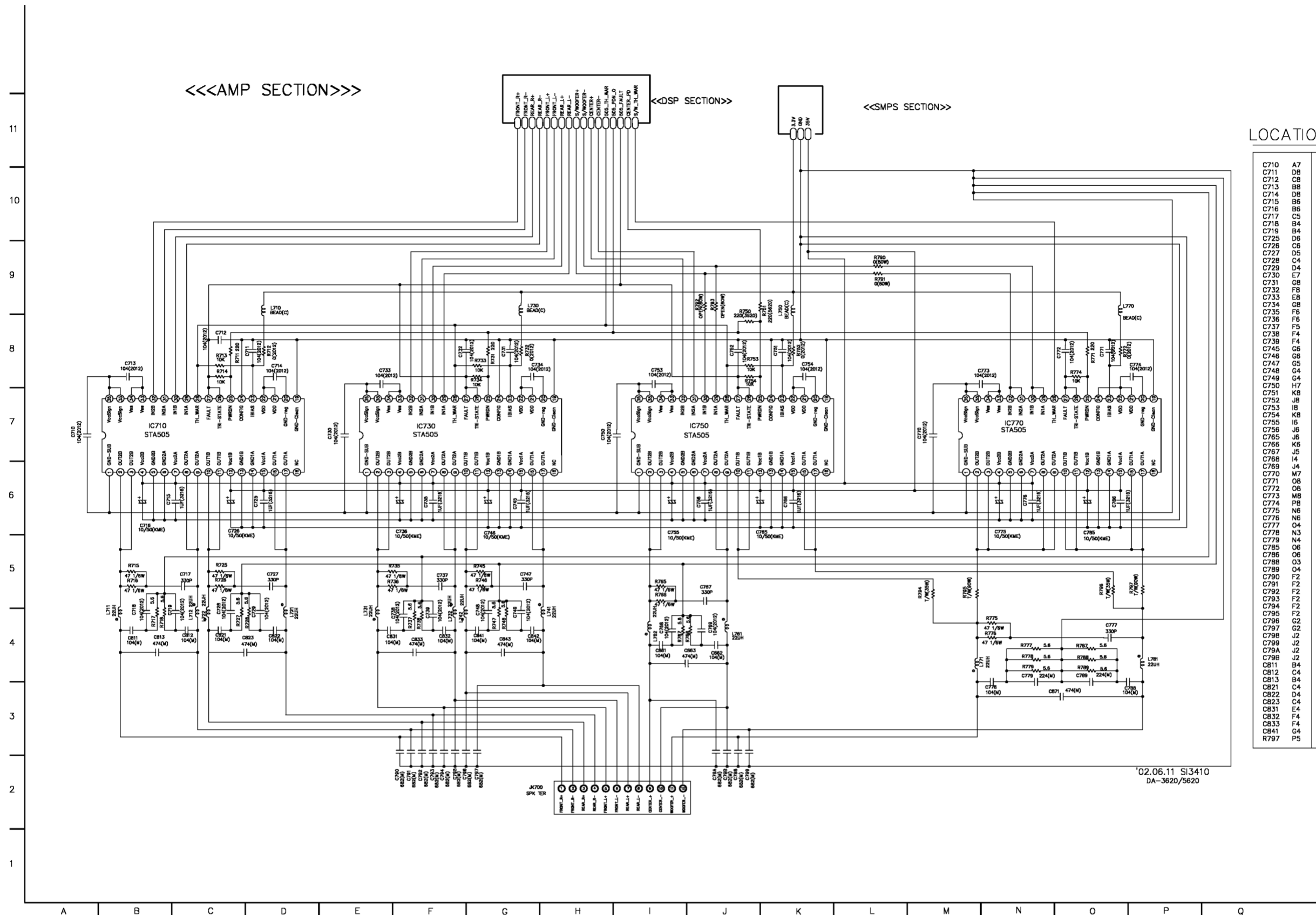
- IC 301 pin^{⑤③, ⑤④, ⑤⑥, ⑤⑦, ⑥①, ⑥③, ⑥④, ⑥⑦, ⑥⑧, ⑦①}
- PWM data output waveform during normal operation.

BLOCK DIAGRAM



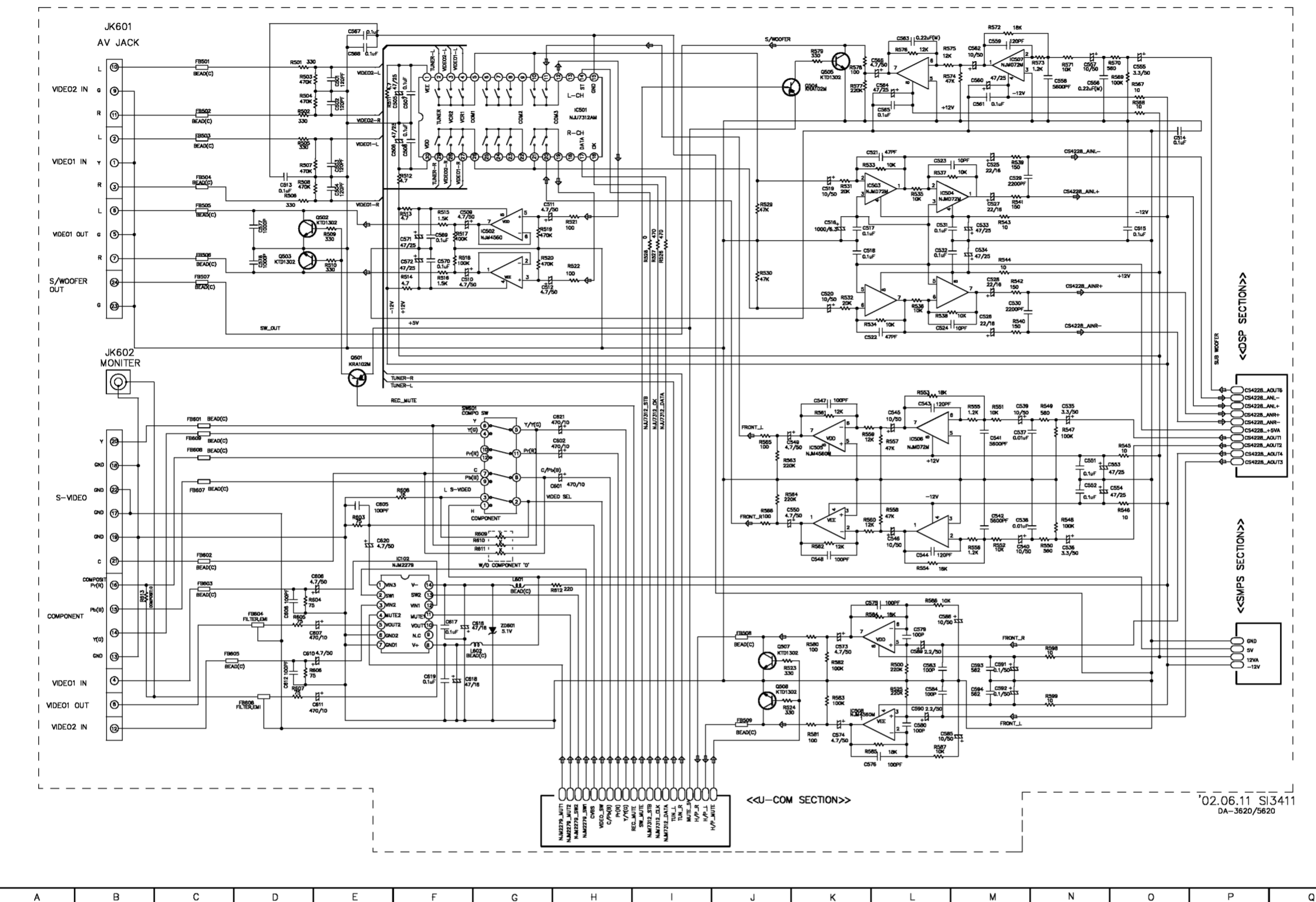
SHEMATIC DIAGRAMS

• AMP SCHEMATIC DIAGRAM



• I/O SCHEMATIC DIAGRAM

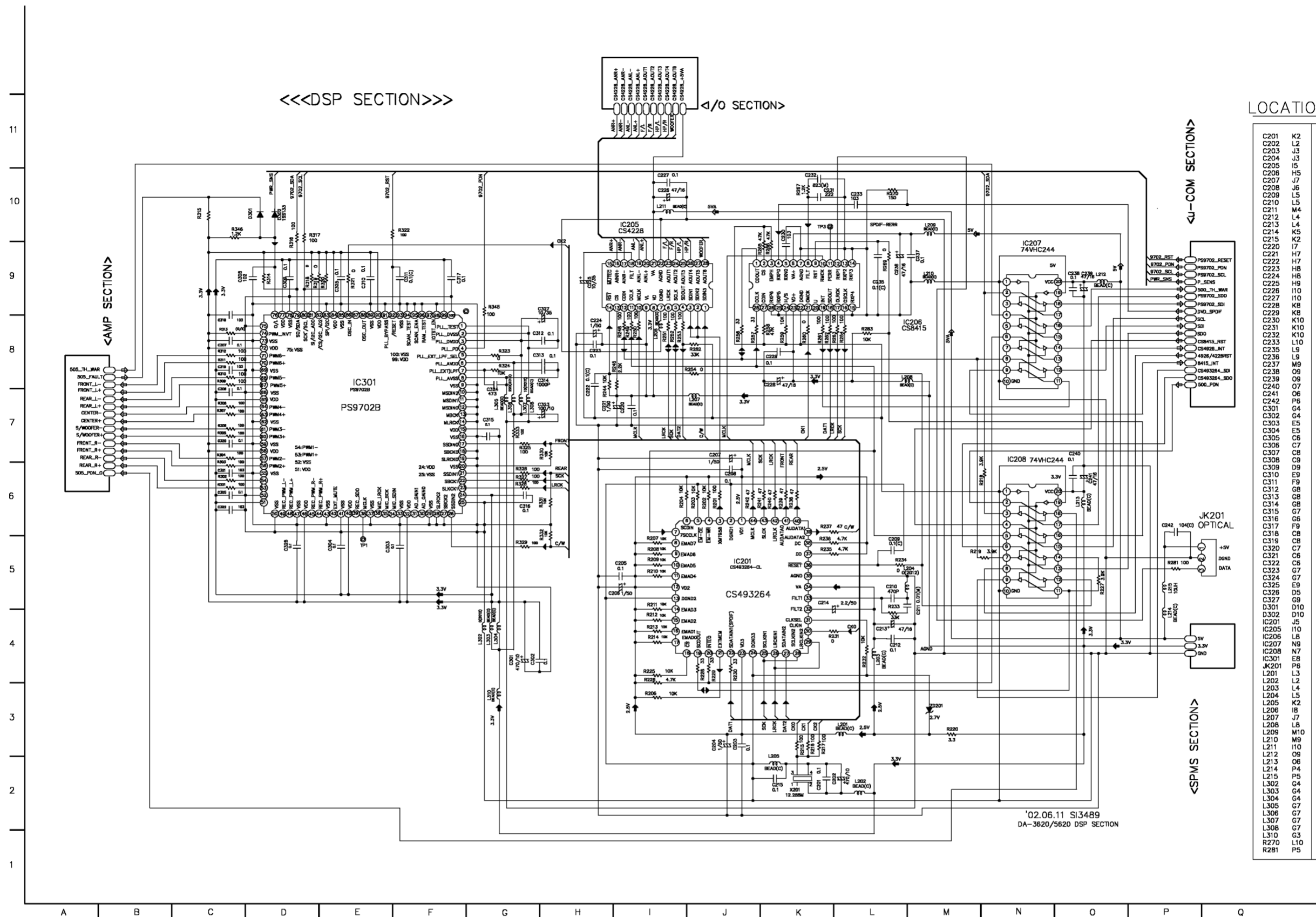
<<<I/O SECTION>>>



LOCATION GUIDE

CS01	E11	FB502	C10	R570	O11
CS02	E10	FB503	C10	R571	N11
CS03	E9	FB504	C9	R572	M11
CS04	E9	FB505	C9	R573	N11
CS05	F10	FB506	C8	R574	L11
CS06	F10	FB507	C8	R575	L11
CS07	F10	FB508	J4	R576	L11
CS08	F10	FB509	J3	R577	K11
CS09	F9	FB601	C6	R578	K11
CS10	F8	FB602	C5	R579	K11
CS11	G9	FB603	C4	R580	K4
CS12	GB	FB604	D4	R581	K2
CS13	O9	FB605	D3	R582	K3
CS14	O10	FB606	C3	R583	K3
CS15	O9	FB607	C5	R584	K4
CS16	K9	FB608	C6	R585	K2
CS17	K9	FB609	C8	R586	L4
CS18	KB	IC501	H10	R587	L2
CS19	K9	IC502	G9	R588	N3
CS20	KB	IC503	L9	R589	N3
CS21	L10	IC504	L9	R603	E5
CS22	K7	IC505	K8	R604	D4
CS23	L10	IC506	L8	R605	D4
CS24	L8	IC507	M11	R606	E3
CS25	M10	IC508	K3	R607	D3
CS26	MB	JK601	B11	R608	F3
CS27	MB	JK602	A9	R609	G5
CS28	MB	L601	G4	R610	G5
CS29	MB	L602	G3	R611	G5
CS30	MB	Q501	E7	R612	H4
CS31	L9	Q502	E9	R613	B4
CS32	L8	Q503	D8	R613	B4
CS33	MB	Q504	K11	R613	B4
CS34	MB	Q505	K11	R613	B4
CS35	N7	Q507	J4	R613	B4
CS36	N5	Q508	J3	R613	B4
CS37	MB	R501	D11	R613	B4
CS38	M5	R501	D11	R613	B4
CS39	M7	R502	D10	R613	B4
CS40	M5	R502	D10	R613	B4
CS41	M6	R504	D10	R613	B4
CS42	M5	R505	D10	R613	B4
CS43	L7	R506	D9	R613	B4
CS44	L5	R507	D10	R613	B4
CS45	L6	R508	D9	R613	B4
CS46	L5	R509	E9	R613	B4
CS47	K7	R510	F9	R613	B4
CS48	K5	R511	F10	R613	B4
CS49	K6	R512	F9	R613	B4
CS50	K5	R513	F9	R613	B4
CS51	N6	R514	F8	R613	B4
CS52	N6	R515	F9	R613	B4
CS53	O6	R516	F8	R613	B4
CS54	O8	R517	O8	R613	B4
CS55	O11	R518	F8	R613	B4
CS56	N11	R519	G9	R613	B4
CS57	N11	R520	G8	R613	B4
CS58	N11	R521	H9	R613	B4
CS59	M11	R522	H8	R613	B4
CS60	M11	R523	H8	R613	B4
CS61	M10	R524	J3	R613	B4
CS62	M11	R525	L3	R613	B4
CS63	L11	R526	IB	R613	B4
CS64	L11	R527	IB	R613	B4
CS65	L10	R528	IB	R613	B4
CS66	L11	R529	J9	R613	B4
CS67	E11	R530	J8	R613	B4
CS68	E11	R531	K9	R613	B4
CS69	F9	R532	K8	R613	B4
CS70	F8	R533	K10	R613	B4
CS71	F9	R534	K8	R613	B4
CS72	F8	R535	L9	R613	B4
CS73	K4	R536	L8	R613	B4
CS74	K2	R537	L9	R613	B4
CS75	K4	R538	L8	R613	B4
CS76	K2	R539	M10	R613	B4
CS77	D9	R540	MB	R613	B4
CS78	DB	R541	M9	R613	B4
CS79	L4	R542	MB	R613	B4
CS80	L3	R543	MB	R613	B4
CS81	L3	R544	MB	R613	B4
CS82	L3	R545	O6	R613	B4
CS83	L2	R546	O5	R613	B4
CS84	L4	R547	N6	R613	B4
CS85	L3	R548	N5	R613	B4
CS86	L4	R549	N7	R613	B4
CS87	M3	R550	N5	R613	B4
CS88	M3	R551	M7	R613	B4
CS89	M3	R552	M5	R613	B4
CS90	M3	R553	L7	R613	B4
CS91	M3	R554	L4	R613	B4
CS92	M3	R555	M7	R613	B4
CS93	M3	R556	M5	R613	B4
CS94	M3	R557	L8	R613	B4
CS95	E5	R558	L5	R613	B4
CS96	E4	R559	K6	R613	B4
CS97	D4	R560	K5	R613	B4
CS98	E3	R561	K6	R613	B4
CS99	D3	R562	K5	R613	B4
CS100	G4	R563	J6	R613	B4
CS101	F4	R564	J5	R613	B4
CS102	F3	R565	J6	R613	B4
CS103	F3	R566	J5	R613	B4
CS104	E5	R567	O11	R613	B4
CS105	H6	R568	O10	R613	B4
CS106	H6	R569	O11	R613	B4

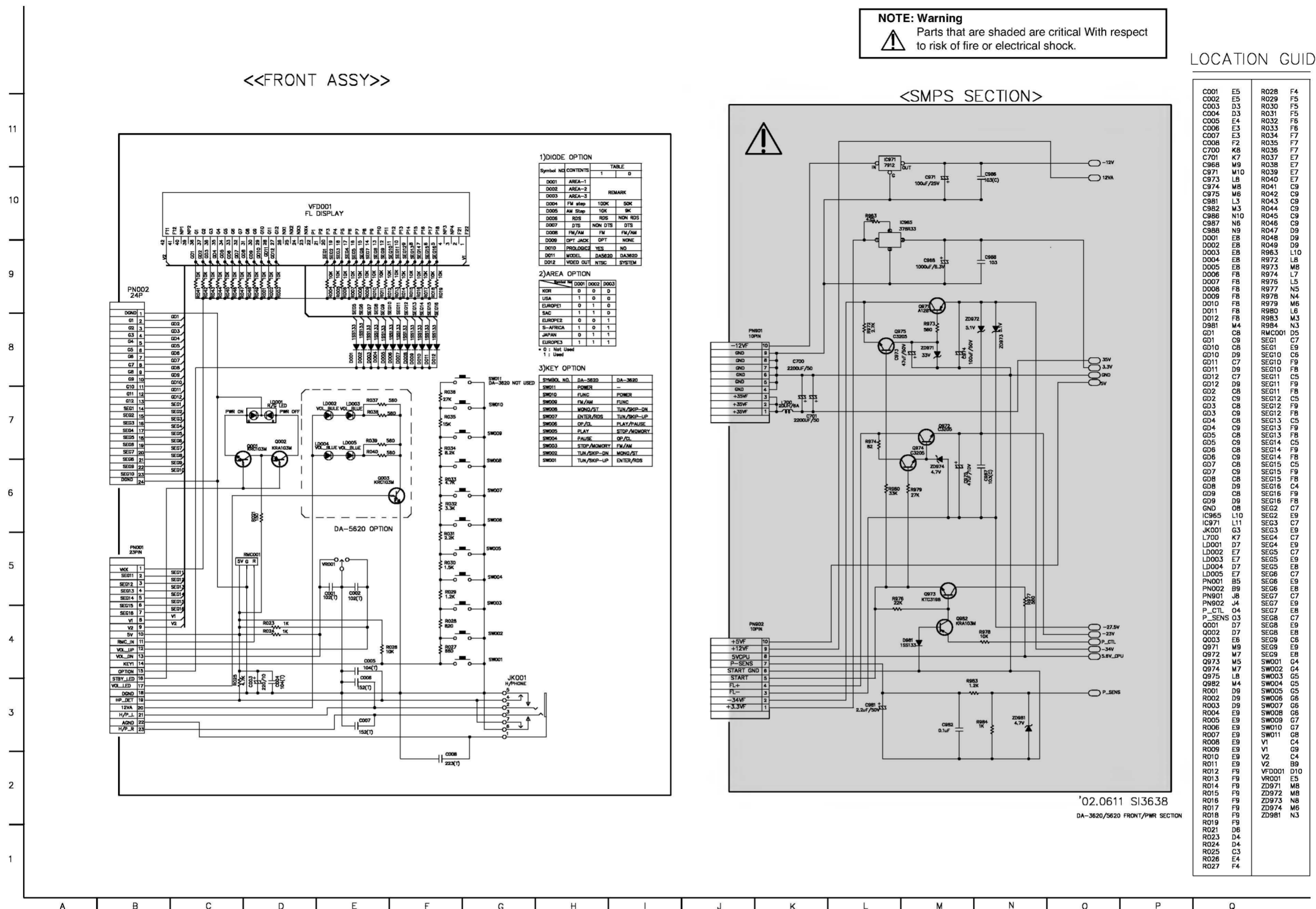
• DSP(DIGITAL AUDIO PROCESSING) SCHEMATIC DIAGRAM



LOCATION GUIDE

C201	K2	R201	J6
C202	L2	R202	J6
C203	L3	R203	J6
C204	L3	R204	J6
C205	I5	R205	I3
C206	H5	R206	I5
C207	J7	R207	I5
C208	J6	R208	I5
C209	L5	R209	I5
C210	L5	R210	I5
C211	M4	R211	L5
C212	L4	R212	L4
C213	L4	R213	L4
C214	K5	R214	L4
C215	K2	R215	K3
C216	K3	R216	K3
C217	K3	R217	K3
C218	H7	R218	K3
C219	H7	R219	M5
C220	I7	R220	M3
C221	H7	R221	M3
C222	H8	R222	M3
C223	H8	R223	M3
C224	H8	R224	M3
C225	H9	R225	M3
C226	H9	R226	M3
C227	H9	R227	M3
C228	H9	R228	M3
C229	K8	R229	M3
C230	K10	R230	J4
C231	K10	R231	J4
C232	K10	R232	J4
C233	L10	R233	L5
C234	L10	R234	L5
C235	L10	R235	L5
C236	L8	R236	L5
C237	M9	R237	K5
C238	O9	R238	K5
C239	O9	R239	K5
C240	O7	R240	K6
C241	O6	R241	K6
C242	P5	R242	K6
C243	G4	R243	H7
C244	G4	R244	H7
C245	E5	R245	I8
C246	E5	R246	I8
C247	E5	R247	I8
C248	E5	R248	I8
C249	E5	R249	I8
C250	C6	R250	I8
C251	C6	R251	I8
C252	C8	R252	I8
C253	C8	R253	I8
C254	C9	R254	I8
C255	C9	R255	I8
C256	C9	R256	I8
C257	C8	R257	J8
C258	C8	R258	J8
C259	C8	R259	J8
C260	C8	R260	J8
C261	C8	R261	K8
C262	C8	R262	K8
C263	C8	R263	K8
C264	C8	R264	L8
C265	C8	R265	L8
C266	C7	R266	L8
C267	C7	R267	L8
C268	C7	R268	L8
C269	C7	R269	L8
C270	C7	R270	L8
C271	C7	R271	L8
C272	C7	R272	L8
C273	C7	R273	L8
C274	C7	R274	L8
C275	C7	R275	L8
C276	C7	R276	L8
C277	C7	R277	L8
C278	C7	R278	L8
C279	C7	R279	L8
C280	C7	R280	L8
C281	C7	R281	L8
C282	C7	R282	L8
C283	C7	R283	L8
C284	C7	R284	L8
C285	C7	R285	L8
C286	C7	R286	L8
C287	C7	R287	L8
C288	C7	R288	L8
C289	C7	R289	L8
C290	C7	R290	L8
C291	C7	R291	L8
C292	C7	R292	L8
C293	C7	R293	L8
C294	C7	R294	L8
C295	C7	R295	L8
C296	C7	R296	L8
C297	C7	R297	L8
C298	C7	R298	L8
C299	C7	R299	L8
C300	C7	R300	L8
C301	C6	R301	C6
C302	D5	R302	C6
C303	D5	R303	C6
C304	D5	R304	C6
C305	D10	R305	C7
C306	D10	R306	C7
C307	D10	R307	C7
C308	D10	R308	C7
C309	D10	R309	C7
C310	D10	R310	C7
C311	D10	R311	C7
C312	D10	R312	C7
C313	D10	R313	C7
C314	D10	R314	C7
C315	D10	R315	C7
C316	D10	R316	C7
C317	D10	R317	C7
C318	D10	R318	C7
C319	D10	R319	C7
C320	D10	R320	C7
C321	D10	R321	C7
C322	D10	R322	C7
C323	D10	R323	C7
C324	D10	R324	C7
C325	D10	R325	C7
C326	D10	R326	C7
C327	D10	R327	C7
C328	D10	R328	C7
C329	D10	R329	C7
C330	D10	R330	C7
C331	D10	R331	C7
C332	D10	R332	C7
C333	D10	R333	C7
C334	D10	R334	C7
C335	D10	R335	C7
C336	D10	R336	C7
C337	D10	R337	C7
C338	D10	R338	C7
C339	D10	R339	C7
C340	D10	R340	C7
C341	D10	R341	C7
C342	D10	R342	C7
C343	D10	R343	C7
C344	D10	R344	C7
C345	D10	R345	C7
C346	D10	R346	C7
C347	D10	R347	C7
C348	D10	R348	C7
C349	D10	R349	C7
C350	D10	R350	C7
C351	D10	R351	C7
C352	D10	R352	C7
C353	D10	R353	C7
C354	D10	R354	C7
C355	D10	R355	C7
C356	D10	R356	C7
C357	D10	R357	C7
C358	D10	R358	C7
C359	D10	R359	C7
C360	D10	R360	C7
C361	D10	R361	C7
C362	D10	R362	C7
C363	D10	R363	C7
C364	D10	R364	C7
C365	D10	R365	C7
C366	D10	R366	C7
C367	D10	R367	C7
C368	D10	R368	C7
C369	D10	R369	C7
C370	D10	R370	C7
C371	D10	R371	C7
C372	D10	R372	C7
C373	D10	R373	C7
C374	D10	R374	C7
C375	D10	R375	C7
C376	D10	R376	C7
C377	D10	R377	C7
C378	D10	R378	C7
C379	D10	R379	C7
C380	D10	R380	C7
C381	D10	R381	C7
C382	D10	R382	C7
C383	D10	R383	C7
C384	D10	R384	C7
C385	D10	R385	C7
C386	D10	R386	C7
C387	D10	R387	C7
C388	D10	R388	C7
C389	D10	R389	C7
C390	D10	R390	C7
C391	D10	R391	C7
C392	D10	R392	C7
C393	D10	R393	C7
C394	D10	R394	C7
C395	D10	R395	C7
C396	D10	R396	C7
C397	D10	R397	C7
C398	D10	R398	C7
C399	D10	R399	C7
C400	D10	R400	C7


• FRONT & POWER SCHEMATIC DIAGRAM

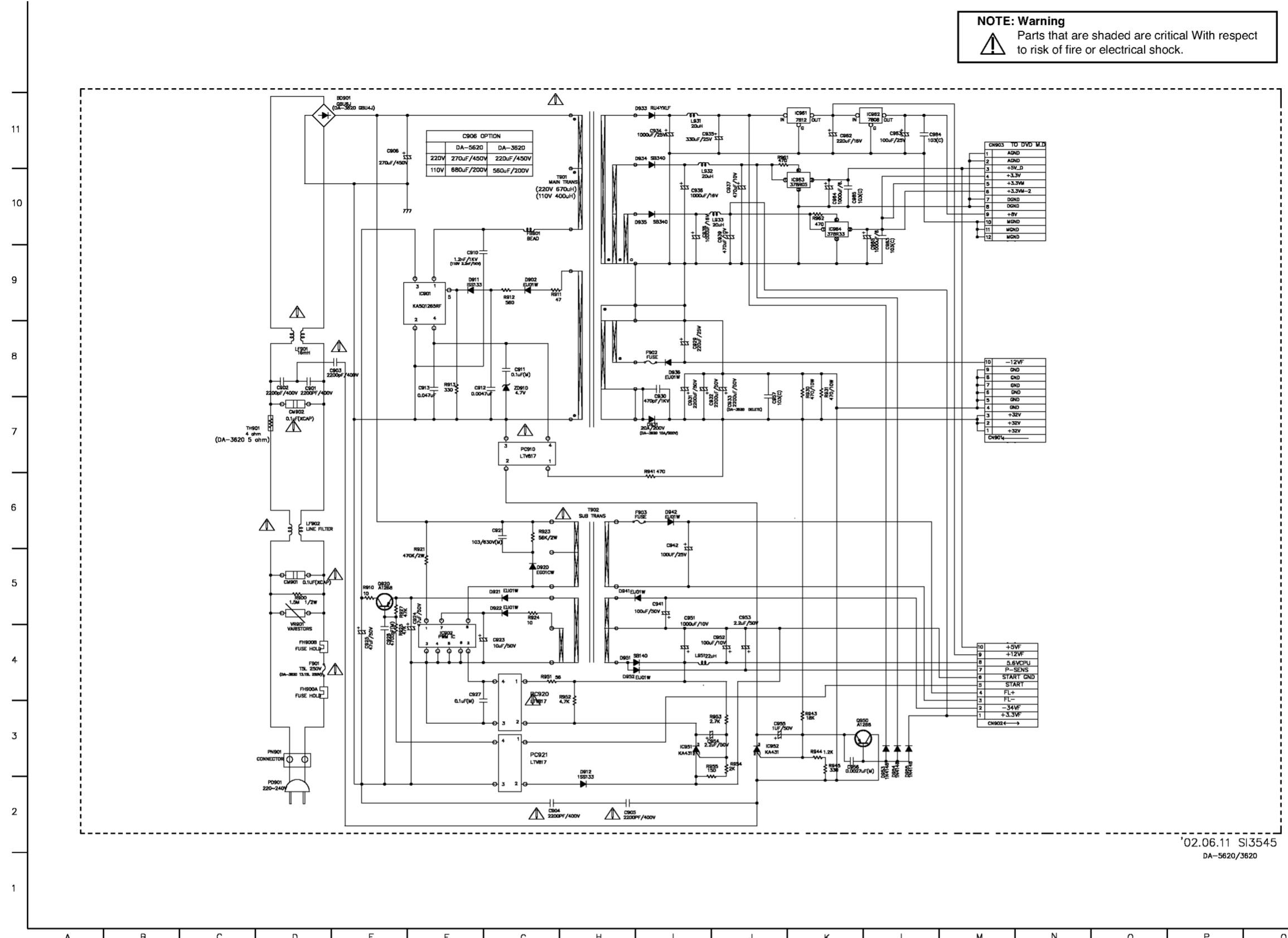


LOCATION GUIDE

C001	E5	R028	F4
C002	E5	R029	F5
C003	D3	R030	F5
C004	D3	R031	F5
C005	E4	R032	F6
C006	E3	R033	F6
C007	E3	R034	F7
C008	F2	R035	F7
C700	K9	R036	F7
C701	K7	R037	E7
C968	M9	R038	E7
C971	M10	R039	E7
C973	L8	R040	E7
C974	M8	R041	C9
C975	M6	R042	C9
C981	L3	R043	C9
C982	M3	R044	C9
C986	N10	R045	C9
C987	N6	R046	C9
C988	N9	R047	D9
D001	E8	R048	D9
D002	E8	R049	D9
D003	E8	R053	L10
D004	E8	R972	L8
D005	E8	R973	M8
D006	F8	R974	L7
D007	F8	R975	L5
D008	F8	R977	N5
D009	F8	R978	N4
D010	F8	R979	M6
D011	F8	R980	L6
D012	F8	R983	M3
D981	C3	R984	F9
G01	C8	RMC001	D5
G01	C9	SEG1	C7
G10	C8	SEG1	C9
G10	C8	SEG10	C9
G10	C8	SEG10	F9
G11	C7	SEG10	F8
G11	D9	SEG11	C5
G12	D9	SEG11	F9
G22	C8	SEG11	F8
G22	C8	SEG12	C5
G3	C8	SEG12	F9
G3	C8	SEG12	F8
G4	C8	SEG13	C5
G4	C8	SEG13	F8
G5	C8	SEG13	F8
G5	C9	SEG14	C5
G5	C9	SEG14	F8
G6	C8	SEG15	C5
G6	C8	SEG15	F8
G7	C8	SEG16	C4
G7	C8	SEG16	F8
G8	C8	SEG16	F8
G8	D9	SEG16	C4
G9	C8	SEG16	F8
G9	D9	SEG16	F8
GND	OB	SEG2	C7
IC965	L10	SEG2	E9
IC971	L11	SEG3	C7
JK001	G3	SEG3	E9
L700	K7	SEG4	C7
LD001	D7	SEG4	E9
LD002	E7	SEG5	C7
LD003	E7	SEG5	E9
LD004	D7	SEG5	E8
LD005	E7	SEG6	C7
PND01	B5	SEG6	E9
PND02	B9	SEG6	E8
PND01	J8	SEG7	C7
PND02	J4	SEG7	E9
P_CTL	O4	SEG7	E8
P_SENS	O3	SEG8	C7
Q001	D7	SEG8	E8
Q002	D7	SEG8	E8
Q003	E6	SEG9	C8
Q871	M9	SEG9	E9
Q872	M7	SEG9	E8
Q873	M5	SW001	G4
Q874	M7	SW002	C4
Q875	L8	SW003	G5
Q882	M4	SW004	G5
R001	D9	SW005	G5
R002	D9	SW006	G6
R003	D9	SW007	G6
R004	D9	SW008	G6
R005	E9	SW009	C7
R006	E9	SW010	C7
R007	E9	SW011	G8
R008	E9	V1	C4
R009	E9	V1	G9
R010	E9	V2	C4
R011	E9	V2	B9
R012	F9	VFD001	D10
R013	F9	VR001	E5
R014	F9	ZD971	M8
R015	F9	ZD972	M8
R016	F9	ZD973	N8
R017	F9	ZD974	M6
R018	F9	ZD981	N3
R019	F9		
R021	D6		
R023	D4		
R024	D4		
R025	C3		
R026	E4		
R027	F4		

• SMPS SCHEMATIC DIAGRAM

NOTE: Warning
 Parts that are shaded are critical With respect to risk of fire or electrical shock.

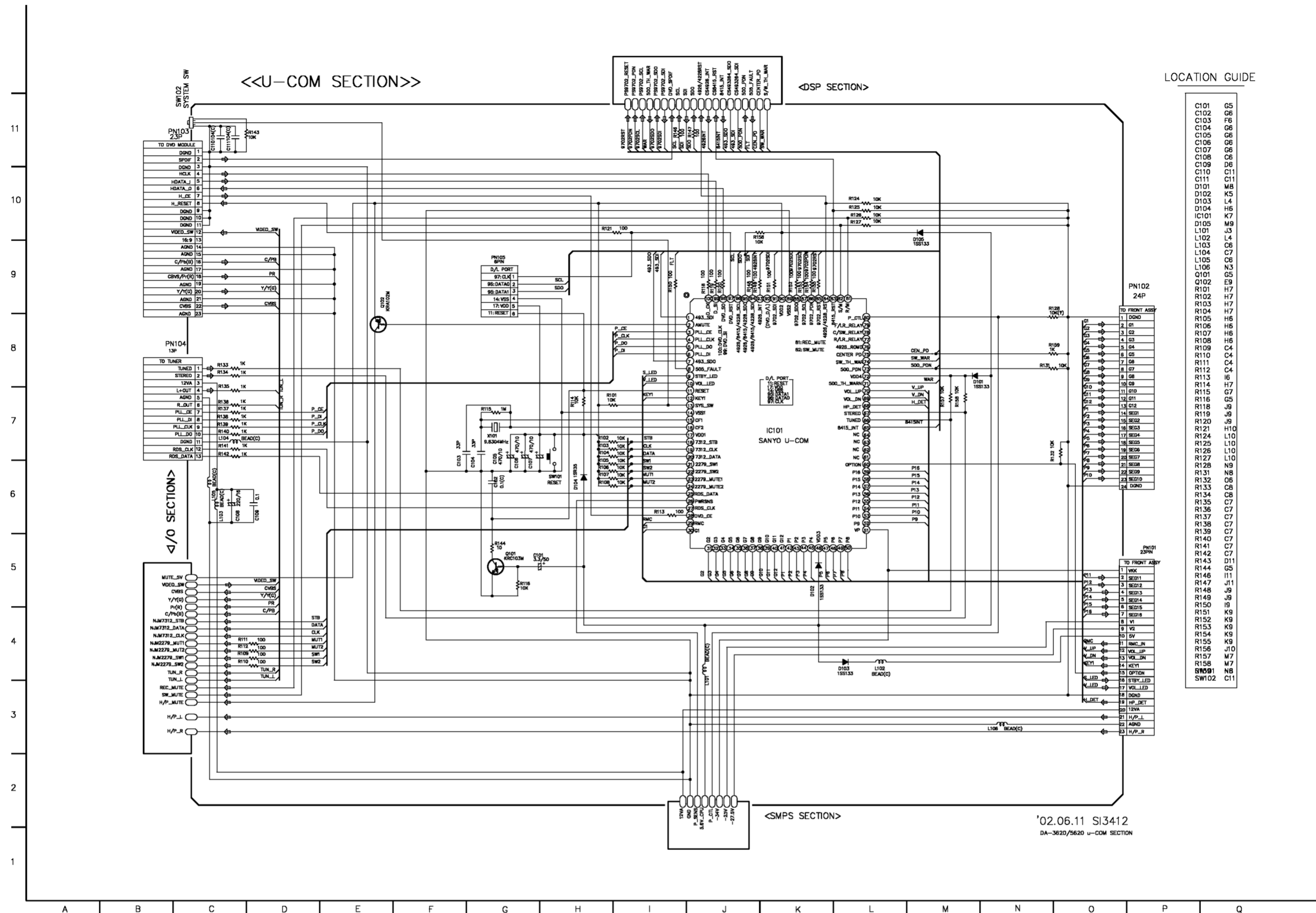


LOCATION GUIDE

D901	D11	D942	I6
C901	D8	D951	H4
C902	D8	D952	H4
C903	D8	D953	L2
C904	G2	D954	L2
C905	H2	D955	L2
C906	E11	F901	D4
C910	F9	F902	I8
C911	G8	F903	H6
C912	F8	F904	G10
C913	F8	F905	D4
C921	D6	F906	D4
C923	G4	IC901	F9
C924	F5	IC902	F4
C925	E4	IC951	I3
C926	E4	IC952	J3
C927	F4	IC981	K11
C929	I8	IC982	K11
C930	I7	IC983	J10
C931	I7	IC984	K10
C932	I7	L931	I11
C933	J7	L932	I10
C934	I11	L933	I11
C935	I11	L951	I4
C936	I10	LF901	D8
C937	J10	LF902	I6
C938	I10	PC910	G7
C939	J10	PC920	G4
C941	I5	PC921	G3
C942	I6	PD901	D2
C951	I5	PM901	D3
C952	I4	Q920	E5
C953	J5	Q950	K3
C954	I3	R900	D5
C955	J3	R910	E5
C956	K3	R911	G9
C957	J7	R912	G9
C962	K11	R913	F8
C963	L11	R921	E5
C964	K10	R923	G6
C965	L9	R924	G5
C966	L9	R925	E4
C968	L11	R927	E5
C985	K10	R930	K7
C990	D5	R931	K7
C992	D7	R941	I6
C993	M7	R943	K3
C994	M3	R944	K3
C995	M11	R945	K3
D902	G9	R951	G4
D911	F9	R952	G4
D912	H3	R953	I3
D920	G5	R954	J3
D921	F5	R955	I3
D922	F5	R961	J11
D931	I7	R962	K10
D933	H11	T901	G10
D934	H11	T902	H6
D935	H10	TH901	C7
D936	I8	VR901	D4
D941	H5	ZD910	G8

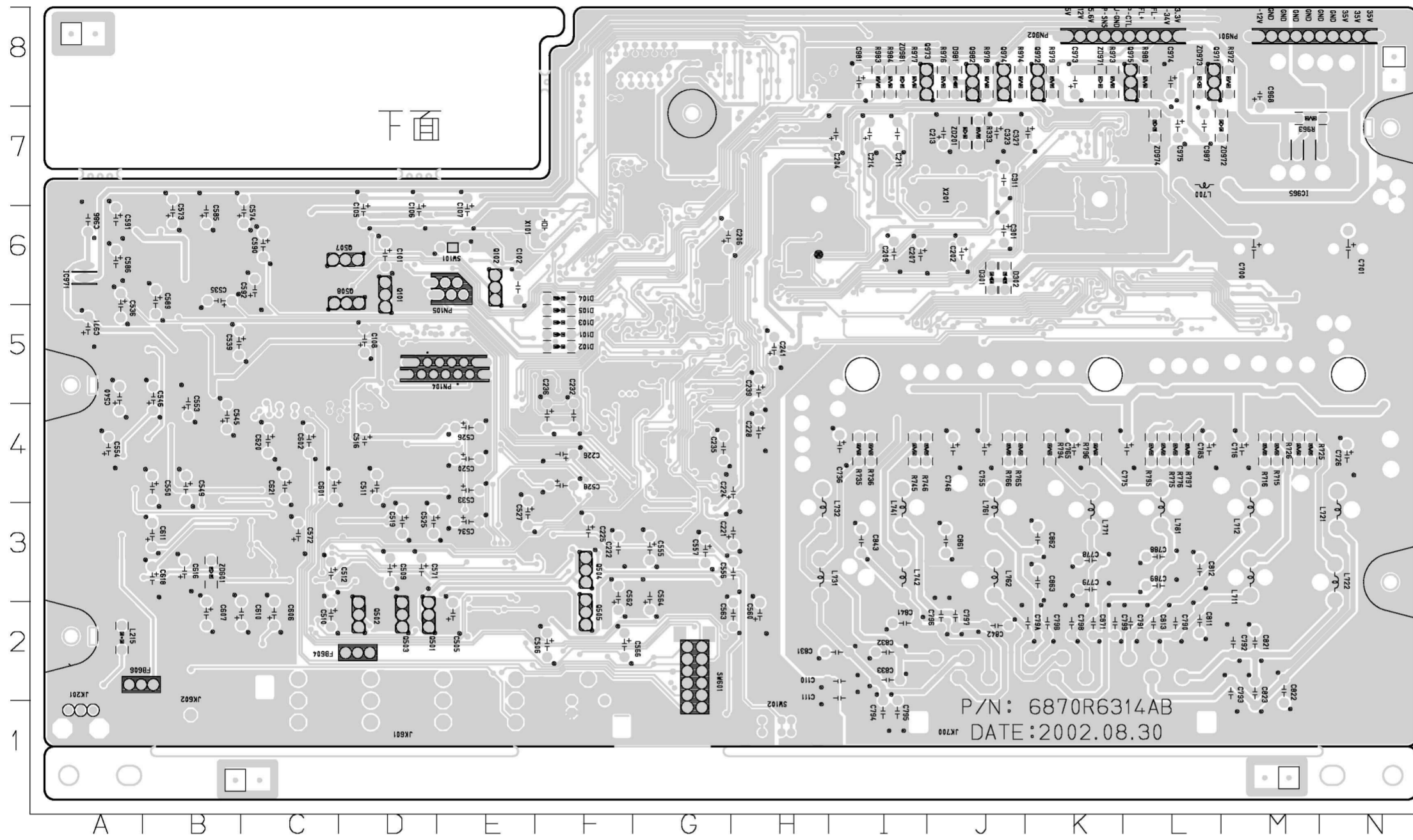
'02.06.11 SI3545
DA-5620/3620

μ-COM SCHEMATIC DIAGRAM



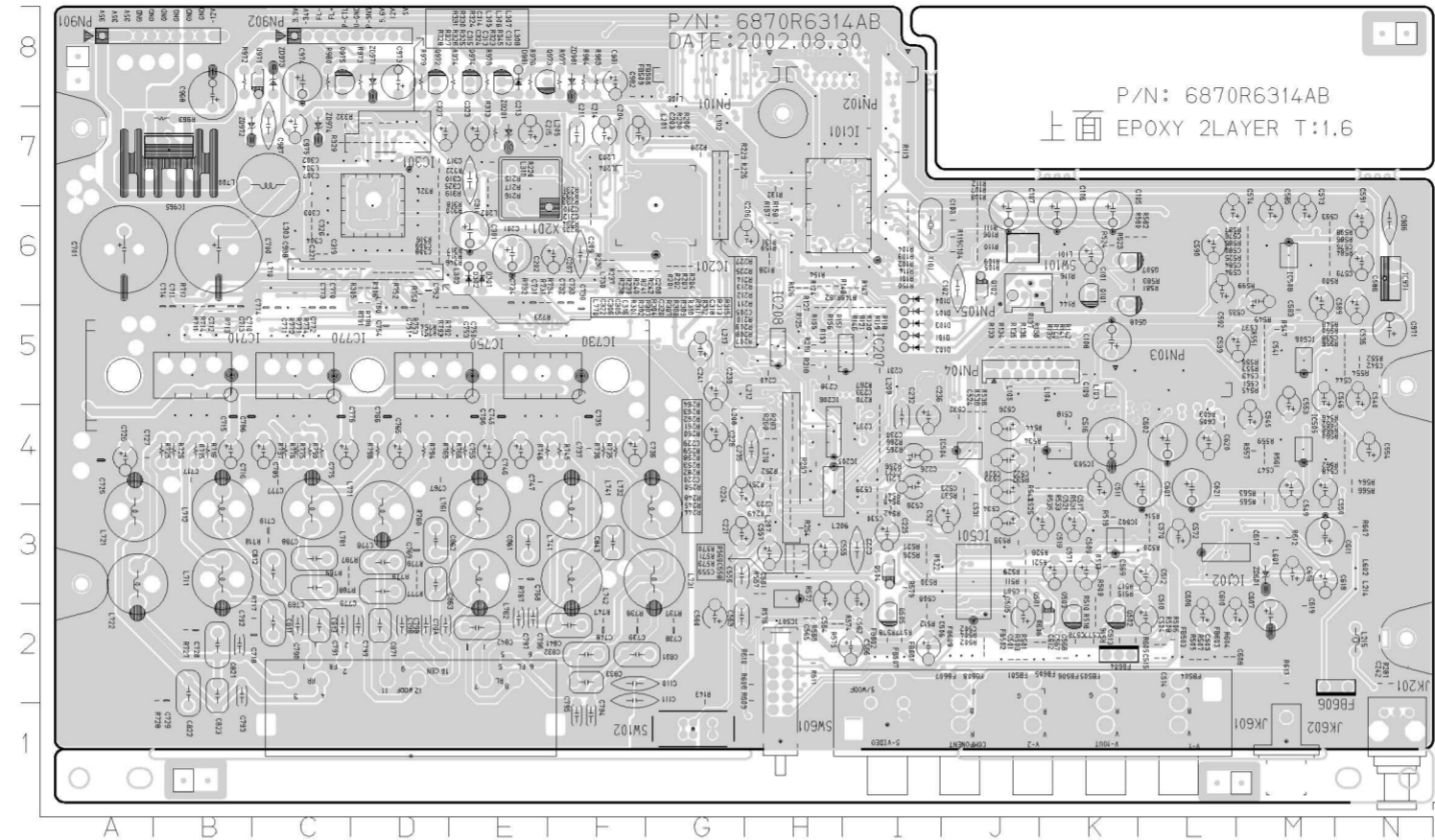
PRINTED CIRCUIT DIAGRAMS

MAIN P.C. BOARD(SOLDER SIDE)



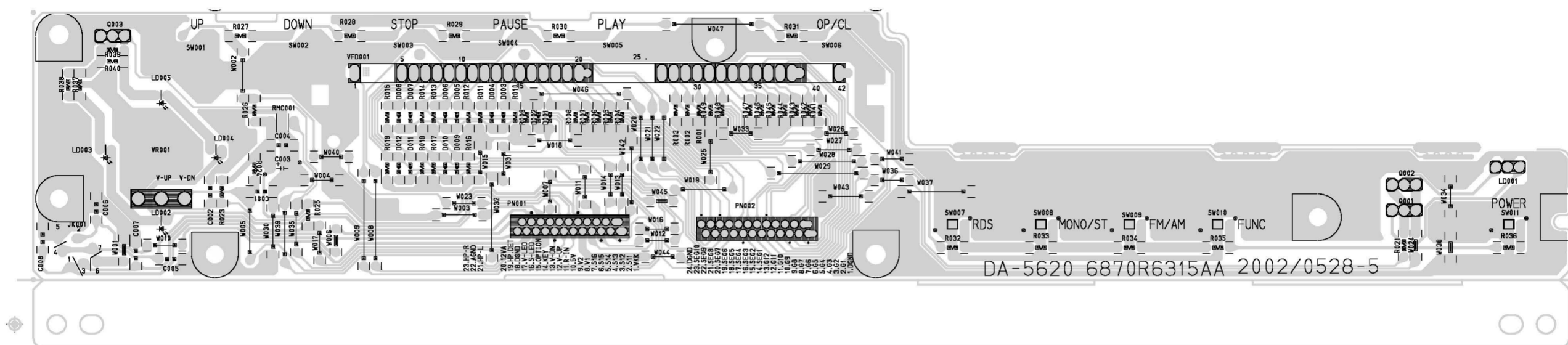
ICT110	E3	ICT259	D5	ICT478	G5
ICT111	E2	ICT262	D5	ICT480	G6
ICT185	E3	ICT263	D5	ICT481	G6
ICT186	D3	ICT270	F5	ICT482	M5
ICT200	G2	ICT274	F6	ICT483	M6
ICT221	F7	ICT277	G6	ICT484	J5
ICT222	F8	ICT284	D5	ICT486	G6
ICT223	F8	ICT286	D5	ICT488	J5
ICT224	F8	ICT289	G6	ICT489	K5
ICT225	F7	ICT292	G6	ICT49	L5
ICT226	F7	ICT296	G7	ICT492	F4
ICT227	F7	ICT300	F6	ICT50	L5
ICT228	F8	ICT301	F6	ICT501	G5
ICT229	F8	ICT304	H7	ICT502	F6
ICT230	F8	ICT307	F6	ICT503	G5
ICT231	F8	ICT322	G5	ICT508	M5
ICT232	F8	ICT326	G5	ICT509	M5
ICT233	F8	ICT327	H6	ICT510	I8
ICT234	G8	ICT330	I7	ICT511	D6
ICT235	G8	ICT331	I7	ICT512	H8
ICT236	G8	ICT355	K6	ICT513	C3
ICT237	G8	ICT364	J7	ICT517	F7
ICT238	G8	ICT371	G5	ICT518	F7
ICT239	G8	ICT387	K7	ICT519	F6
ICT240	G8	ICT391	K7	ICT520	K7
ICT241	G8	ICT399	H7	ICT521	H6
ICT242	G8	ICT400	H7	ICT524	G5
ICT243	G8	ICT401	G4	ICT528	J5
ICT244	G8	ICT402	G4	ICT529	M5
ICT245	G8	ICT404	K7	ICT530	L6
ICT246	G8	ICT406	K7	ICT533	K6
ICT247	G8	ICT415	H5	ICT534	L5
ICT248	H8	ICT419	G4	ICT535	H5
ICT249	F7	ICT424	F4	ICT536	G5
ICT250	G6	ICT425	D3	ICT538	F5
ICT251	H8	ICT449	G5	ICT540	G6
ICT252	H8	ICT450	G4	ICT541	E5
ICT253	G7	ICT465	N8	ICT542	E5
ICT254	H8	ICT472	H8	ICT543	A6
ICT255	H8	ICT473	L7	ICT544	C4
ICT256	H8	ICT474	G8	ICT82	C3
ICT258	D5	ICT476	H5	ICT97	H7

• MAIN P.C. BOARD(COMPONENT SIDE)

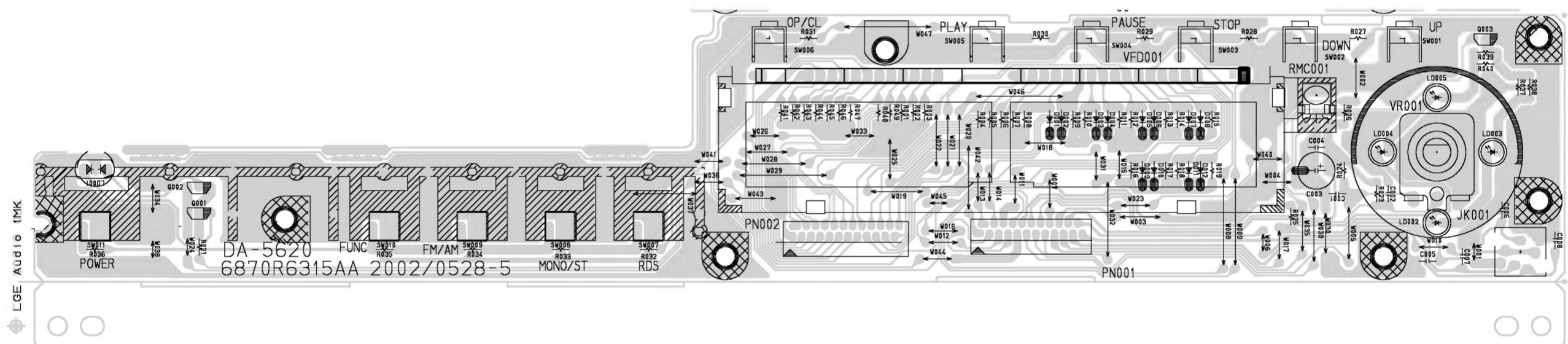


C101	KB	C306	CG	C532	JL	C589	M8	C750	E5	C971	D2	IC710	B5	IC1338	G7	IC1428	HA	IC175	C5	L761	E3	R132	H7	R232	F7	R317	D6	R534	JL	R587	M6	R776	D3
C102	JB	C307	CH	C533	JM	C590	LE	C751	D5	C969	BD	IC730	E5	IC1339	E7	IC1429	IA	IC176	C5	L762	E3	R133	J5	R233	F7	R318	D6	R535	JL	R588	M6	R777	D3
C103	JB	C308	CH	C534	JN	C591	NE	C752	D6	C971	NE	IC750	D5	IC1340	D7	IC1430	IA	IC177	C5	L770	C6	R134	J5	R234	FG	R319	D7	R536	JL	R599	M6	R787	C3
C104	JG	C309	DE	C535	MG	C592	LE	C753	E5	C973	DE	IC770	C5	IC1341	DE	IC1433	IA	IC178	C6	L771	D3	R135	J5	R235	FG	R320	DE	R537	JL	R603	LA	R788	C3
C105	KB	C310	D7	C536	N5	C593	ME	C754	D5	C974	CG	IC965	B7	IC1342	DE	IC1434	HA	IC179	M8	L781	C3	R136	J5	R236	FG	R321	D7	R538	JL	R604	L2	R789	C3
C106	KB	C311	E7	C537	M5	C594	ME	C755	E4	C975	CG	IC971	M6	IC1343	DE	IC1436	IA	IC179	M8	L781	C3	R136	J5	R236	FG	R322	D7	R539	JL	R605	K2	R790	D6
C107	JB	C312	D7	C538	M5	C601	LA	C756	E4	C981	FG	IC107	M3	IC1344	DE	IC1437	IA	JK201	N1	PN101	08	R137	J5	R237	FG	R323	D7	R540	JL	R606	L2	R791	DE
C108	K5	C313	D7	C539	M5	C602	L4	C765	D4	C982	FG	IC108	J2	IC1345	DE	IC1442	CT	JK601	I1	PN103	L5	R139	K5	R239	FG	R324	D7	R541	LA	R607	N3	R792	D5
C109	K5	C314	D7	C540	N5	C605	L4	C766	D4	C986	NE	IC109	J2	IC1346	DE	IC1443	D7	JK602	M1	PN104	J5	R140	K5	R240	FG	R325	D7	R542	I3	R608	H2	R793	D5
C110	F2	C315	D7	C541	M5	C606	L2	C767	D4	C987	CG	IC127	J4	IC1347	DE	IC1444	CT	JK700	D1	PN105	J6	R141	K5	R241	FG	R326	D7	R543	JL	R609	H2	R794	D4
C111	J9	C316	CG	C542	N5	C607	M2	C768	E3	C988	CG	IC129	J4	IC1349	DE	IC1445	D7	L101	H6	PN901	A8	R142	K5	R242	CG	R327	D7	R544	JL	R610	H2	R795	C4
C201	EB	C317	D7	C543	M5	C608	L2	C769	D3	D101	I5	IC1132	J4	IC1350	DE	IC1446	CT	L102	G7	PN902	08	R143	G2	R244	H3	R328	CT	R545	M5	R611	H2	R796	D4
C202	EB	C318	DE	C544	N5	C610	L2	C770	C5	D102	I5	IC1133	K4	IC1351	DE	IC1448	N2	L103	K5	I101	K6	R144	K6	R245	H3	R329	CT	R546	N4	R612	M3	R797	C4
C203	GT	C319	CG	C545	M4	C611	M3	C771	C5	D103	I5	IC1148	M4	IC1352	DE	IC147	D9	L104	K5	I102	J6	R146	I5	R248	H3	R330	D7	R547	M5	R613	M2	R963	B7
C204	FT	C320	D6	C546	M4	C612	K2	C772	C5	D104	I6	IC1151	M4	IC1360	FE	IC148	D5	L105	J5	0501	K2	R147	I6	R249	H3	R331	D7	R548	M5	R711	B5	R972	B8
C205	GT	C321	CG	C547	M4	C616	M3	C773	C5	D105	I5	IC1153	M5	IC1361	FE	IC149	IA	L106	G7	0502	K2	R148	I6	R250	H4	R332	CT	R549	M5	R712	B5	R973	D8
C206	HE	C322	CG	C548	N4	C617	M3	C774	C5	D301	EE	IC1154	M5	IC1362	FE	IC149	I3	L201	G7	0503	K2	R149	I5	R251	H4	R333	E7	R550	N5	R713	B5	R974	E8
C207	FE	C323	E7	C549	M4	C618	M3	C775	C4	D302	EE	IC1155	M5	IC1363	FE	IC149	I3	L202	EE	0504	I3	R150	I6	R252	H4	R345	D7	R551	M5	R714	B5	R976	E8
C208	GE	C324	D7	C550	M4	C619	M2	C776	C4	D981	EE	IC1159	M5	IC1370	F7	IC1500	H5	L203	F7	0505	I2	R151	H5	R253	H4	R346	D6	R552	M5	R715	B4	R977	F8
C209	FE	C325	D7	C551	M5	C620	L4	C777	C4	FB501	J2	IC1160	NE	IC1372	G7	IC1506	D6	L204	F7	0507	K6	R152	H6	R254	H3	R500	ME	R553	M5	R716	B4	R978	E8
C210	FT	C326	CG	C552	N4	C621	L4	C778	D3	FB502	J2	IC1174	H3	IC1373	GG	IC1507	DE	L205	F7	0508	K6	R153	H5	R256	I4	R501	J2	R554	N5	R717	C2	R979	D8
C211	FT	C327	D7	C553	M4	C700	B6	C779	D3	FB503	L2	IC1175	H3	IC1374	GG	IC151	B5	L206	H3	0971	CG	R154	H6	R257	H4	R502	J2	R555	M5	R718	C3	R980	C8
C212	FE	C501	J2	C554	N4	C701	A6	C785	C4	FB504	L2	IC1184	J3	IC1375	GG	IC1514	L3	L207	H3	0972	D8	R155	H5	R258	H4	R503	J2	R556	M5	R725	B4	R983	F8
C213	ET	C502	J2	C555	H3	C710	B5	C786	B4	FB505	K2	IC1189	I3	IC1376	GG	IC1515	J6	L208	G4	0973	F8	R156	H5	R259	H4	R504	J2	R557	M4	R726	B4	R984	F8
C214	ET	C503	L2	C556	G3	C711	B5	C788	C3	FB506	K2	IC1190	J3	IC1377	G7	IC1516	J6	L209	I5	0974	E9	R157	H6	R260	H4	R505	L2	R558	N4	R727	B2	S4101	J6
C215	ET	C504	L2	C557	H3	C712	B5	C789	C3	FB507	I2	IC1214	J2	IC1378	G7	IC152	C5	L210	H4	0975	CG	R158	H6	R261	H4	R506	L2	R559	M4	R728	B2	S4102	G1
C220	HA	C505	L2	C558	H3	C713	B5	C790	C2	FB508	08	IC1215	J2	IC1379	G7	IC1522	H5	L211	I4	0982	EE	R159	H6	R262	H4	R507	L2	R560	N4	R731	E6	S4103	H1
C221	G3	C506	I2	C559	H3	C714	B5	C791	C2	FB509	F8	IC1261	J5	IC1380	GG	IC1523	H5	L212	G5	R101	I6	R201	GG	R263	H4	R508	L2	R561	M4	R732	E6	TP1	CG
C222	I3	C507	J3	C560	G2	C715	B4	C792	B2	FB601	I2	IC1267	K5	IC1381	G7	IC1527	D6	L213	G5	R102	I6	R202	GG	R264	H5	R509	K3	R562	N4	R733	E5	TP3	I4
C223	HA	C508	L2	C561	H3	C716	B4	C793	B2	FB602	I2	IC1268	I6	IC1382	GG	IC153	D5	L214	H3	R103	I6	R203	GG	R265	I4	R510	K2	R563	M4	R734	FE	X101	I6
C224	GA	C509	K3	C562	I3	C717	B4	C794	F1	FB603	L2	IC1269	I6	IC1383	GG	IC1531	H6	L215	N2	R104	I7	R204	GG	R266	I4	R511	J3	R564	N4	R735	F4	X201	E7
C225	I3	C510	L2	C563	G2	C718	C2	C795	F1	FB604	K2	IC1272	I6	IC1384	GG	IC1532	D6	L302	D6	R105	J6	R206	GG	R267	I4	R512	I2	R565	M4	R736	F4	X202	E7
C226	LA	C511	K4	C564	H3	C719	C3	C796	E2	FB605	K2	IC1273	I6	IC1385	GG	IC1537	I5	L303	CG	R106	J6	R207	GG	R269	H4	R513	K3	R566	N4	R737	G2	ZD601	M3
C227	I4	C512	L3	C565	H2	C725	A4	C797	E2	FB606	H2	IC1275	H6	IC1386	D7	IC154	E5	L304	CT	R107	J6	R208	GG	R270	I4	R514	L3	R567	H3	R738	F2	ZD971	D8
C228	GA	C513	K2	C566	I2	C726	A4	C798	D2	FB607	J2	IC1276	H6	IC1389	D7	IC155	B5	L305	D7	R108	J6	R209	GG	R281	N2	R515	K3	R568	H2	R745	F4	ZD972	B7
C229	HA	C514	L2	C567	K2	C727	A4	C799	D2	FB608	J2	IC1278	H6	IC1390	D7	IC156	B5	L306	D7	R109	J6	R210	GG	R282	H4	R516	K2	R569	H3	R746	F4	ZD973	C8
C230	LA	C515	L2	C568	K2	C728	B2	C79A	D2	FB609	J2	IC1281	H6	IC1392	D7	IC157	B9	L307	D7	R110	J6	R211	GG	R283	H4	R517	K3	R570	H3	R747	F2	ZD974	CT
C231	I5	C516	K4	C569	K3	C729	B2	C79B	D2	IC161	H6	IC1282	J6	IC1393	DE	IC158	B5	L308	D7	R111	J6	R212	GG	R301	CG	R518	K2	R571	H3	R748	E2	ZD981	F8
C232	I4	C517	K4	C570	L3	C730	F5	0811	C2	IC102	L3	IC1283	J7	IC1394	DE	IC159	B5	L310	E7	R112	J7	R213	GG	R302	CG	R519	K3	R572	H3	R750	D6		
C233	I4	C518	K4	C571	K3	C731	EE	0812	C3	IC201	GG	IC1288	I6	IC1395	DE	IC160	CG	L601	M3	R113	I7	R214	GG	R303	CG	R520	L3	R573	H3	R751	D5		
C235	HA	C519	K3	C572	L3	C732	FE	0813	C2	IC205	HA	IC1297	I7	IC1403	FE	IC161	F5	L602	N3	R114	I6	R215	E7	R304	D6	R521	J3	R574	H2	R752	D5		
C236	LA	C520	JA	C573	M6	C733	FE	0821	B2	IC206	HA	IC1309	J6	IC1405	FE	IC162	F5	L700	C7	R115	J6	R216	E7	R305	D6	R522	I3	R575	H2	R753	D5		
C237	I4	C521	K4	C574	L6	C734	EE	0822	B2	IC207	I5	IC1319	DE	IC1407	HA	IC163	E5	L710	CG	R116	K6	R217	E7	R306	D6	R523	K6	R576	H2	R754	D5		
C238	HE	C522	J4	C575	M6	C735	F4	0823	B2	IC208	HE	IC1320	DE	IC1408	HA	IC164	E5	L711	B3	R118	I5	R218	H5	R307	D6	R524	K6	R577	I2	R765	E4		
C239	GE	C523	J4	C576	M6	C736	F4	0831	F2	IC301	DE	IC1324	GG	IC1409	HA	IC165	E5	L712	B3	R119	I5	R219</											

• MAIN/FRONT P.C. BOARD(SOLDER SIDE)

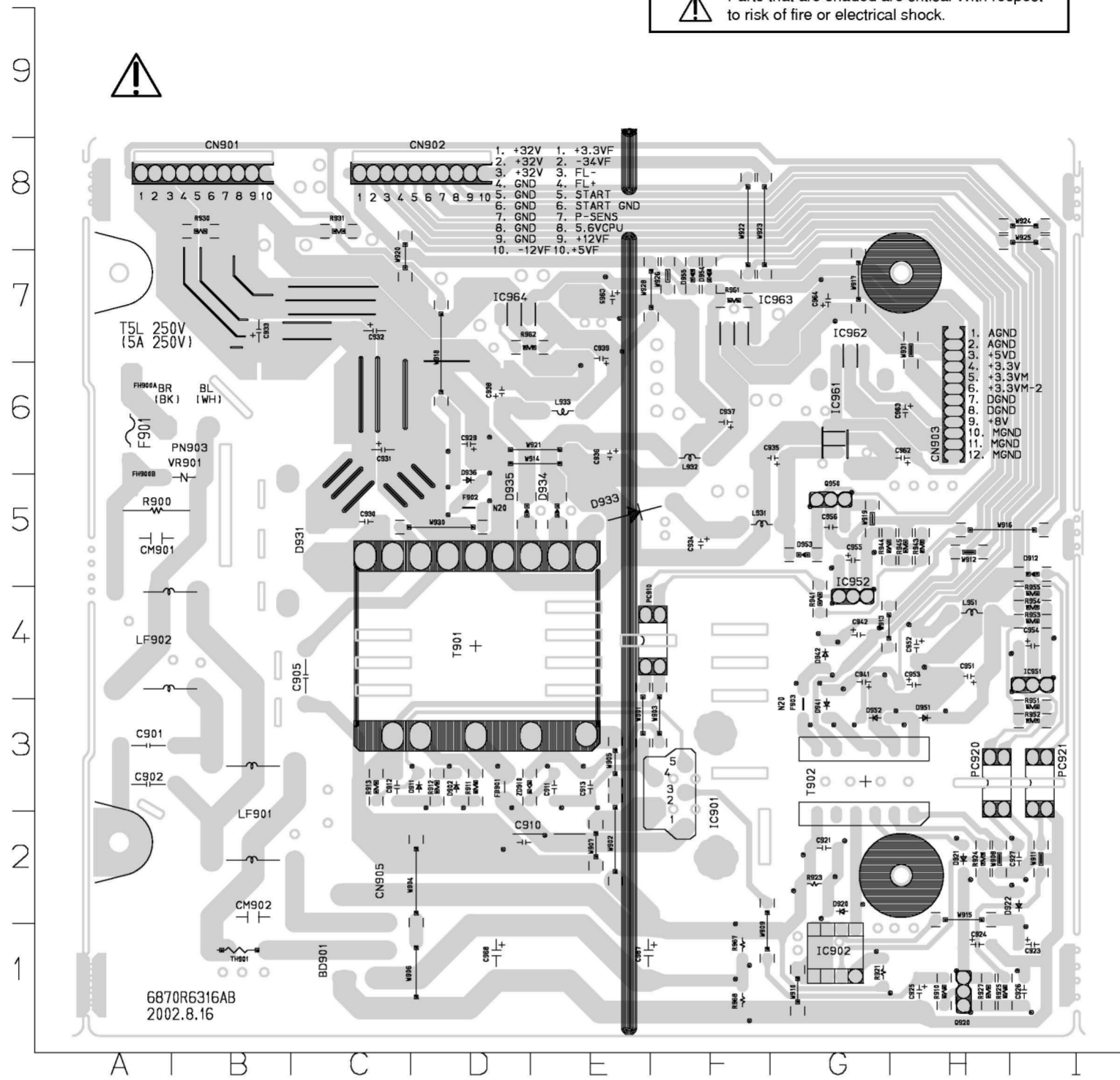


• MAIN/FRONT P.C. BOARD(COMPONENT SIDE)



• POWER P.C. BOARD

NOTE: Warning
 ⚠ Parts that are shaded are critical With respect to risk of fire or electrical shock.



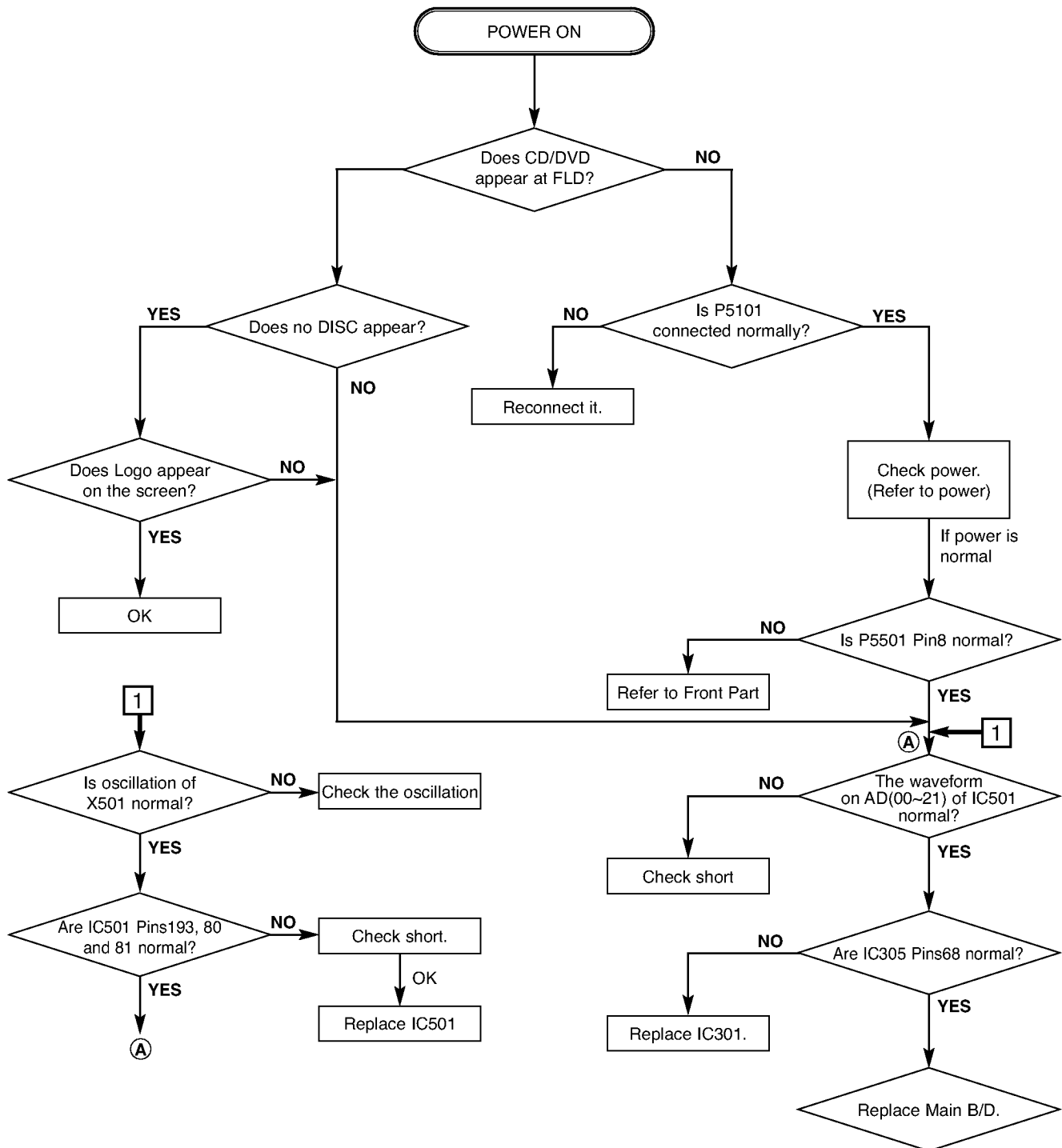
BD901	C1	D952	G3
C901	A3	D953	G5
C902	A3	D954	F7
C905	C4	D955	F7
C910	D2	F902	D5
C911	E3	F903	G3
C912	C3	FB901	D3
C913	E3	FH900A	A6
C921	G2	FH900B	A5
C923	I1	IC901	F3
C924	H1	IC902	G1
C925	H1	IC951	I4
C926	I1	IC952	G4
C927	I2	IC961	G6
C929	D6	IC962	G7
C930	C5	IC963	F7
C931	C6	IC964	D7
C932	C7	L931	F5
C933	B7	L932	F6
C934	F5	L933	E6
C935	G6	L951	H4
C936	E6	LF901	B2
C937	F6	LF902	A4
C938	D6	PC910	E4
C939	E7	PC920	H3
C941	G4	PC921	I3
C942	G4	PN903	B6
C951	H4	Q920	H1
C952	H4	Q950	G5
C953	H4	R900	A5
C954	I4	R910	H1
C955	G5	R911	D3
C956	G5	R912	D3
C962	H6	R913	C3
C963	H6	R921	G1
C964	G7	R923	G2
C965	E7	R924	H2
C967	E1	R925	H1
C968	D1	R927	H1
CM901	A5	R930	B8
CM902	B2	R931	C8
CN901	B8	R941	G4
CN902	D8	R943	H5
CN903	H7	R944	G5
CN905	C1	R945	H5
D902	D3	R951	I3
D911	D3	R952	I3
D912	I5	R953	I4
D920	G2	R954	I4
D921	H2	R955	I4
D922	I2	R961	F7
D931	C5	R962	D7
D933	E5	R967	F1
D934	E5	R968	F1
D935	D5	T901	D4
D936	D5	T902	G3
D941	G3	TH901	B1
D942	G4	VR901	B5
D951	H3	ZD910	D3

SECTION 3. DVD PART

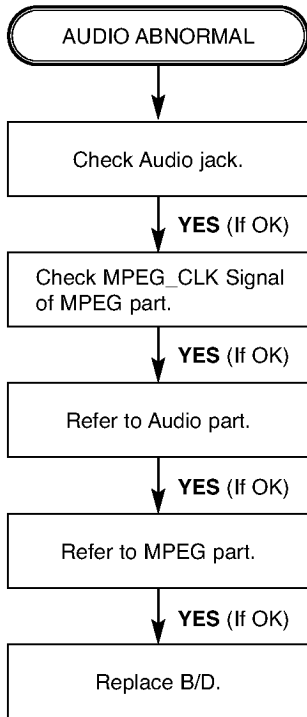
ELECTRICAL TROUBLESHOOTING GUIDE

1. μ -COM Circuit

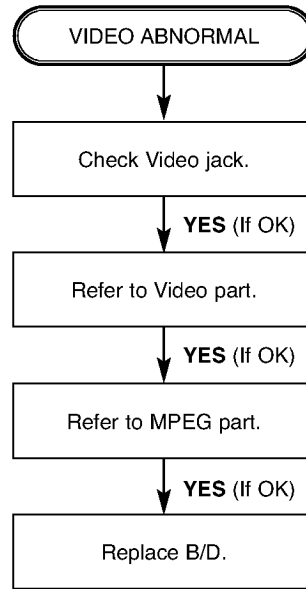
A. No Power



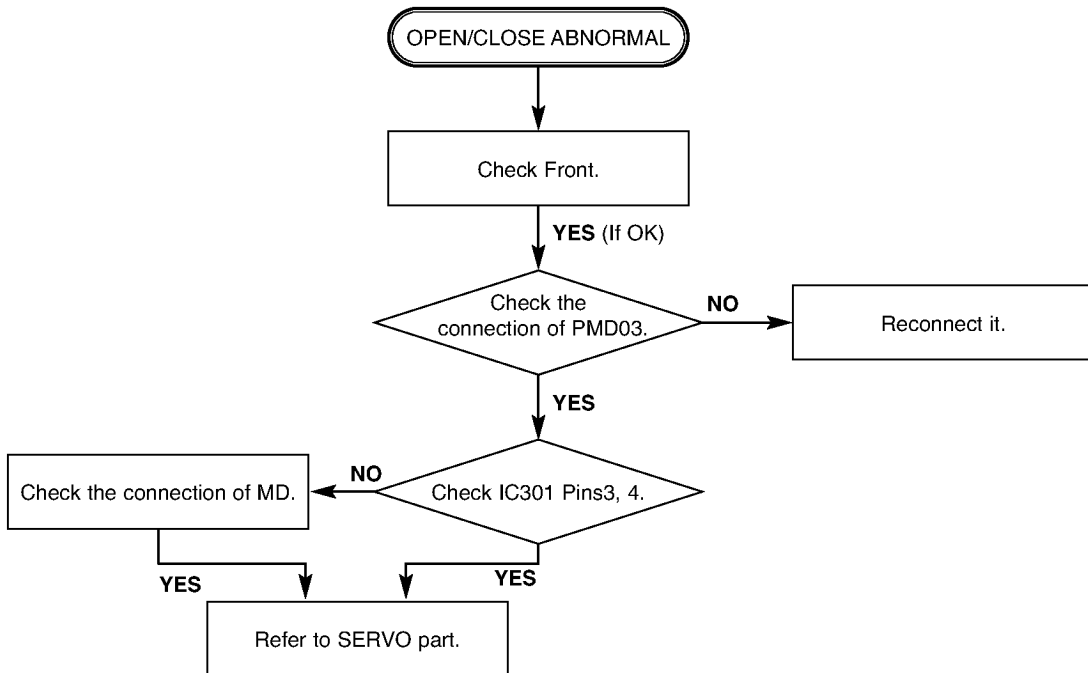
B. Audio abnormal



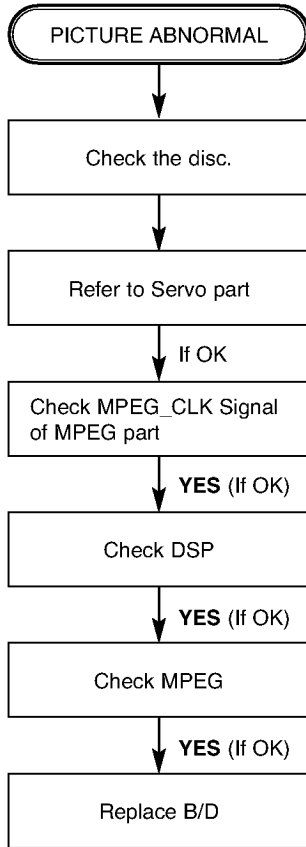
C. Video abnormal



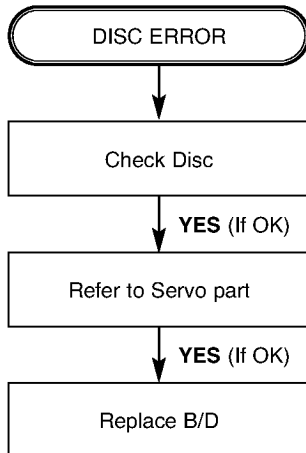
D. Open/Close abnormal



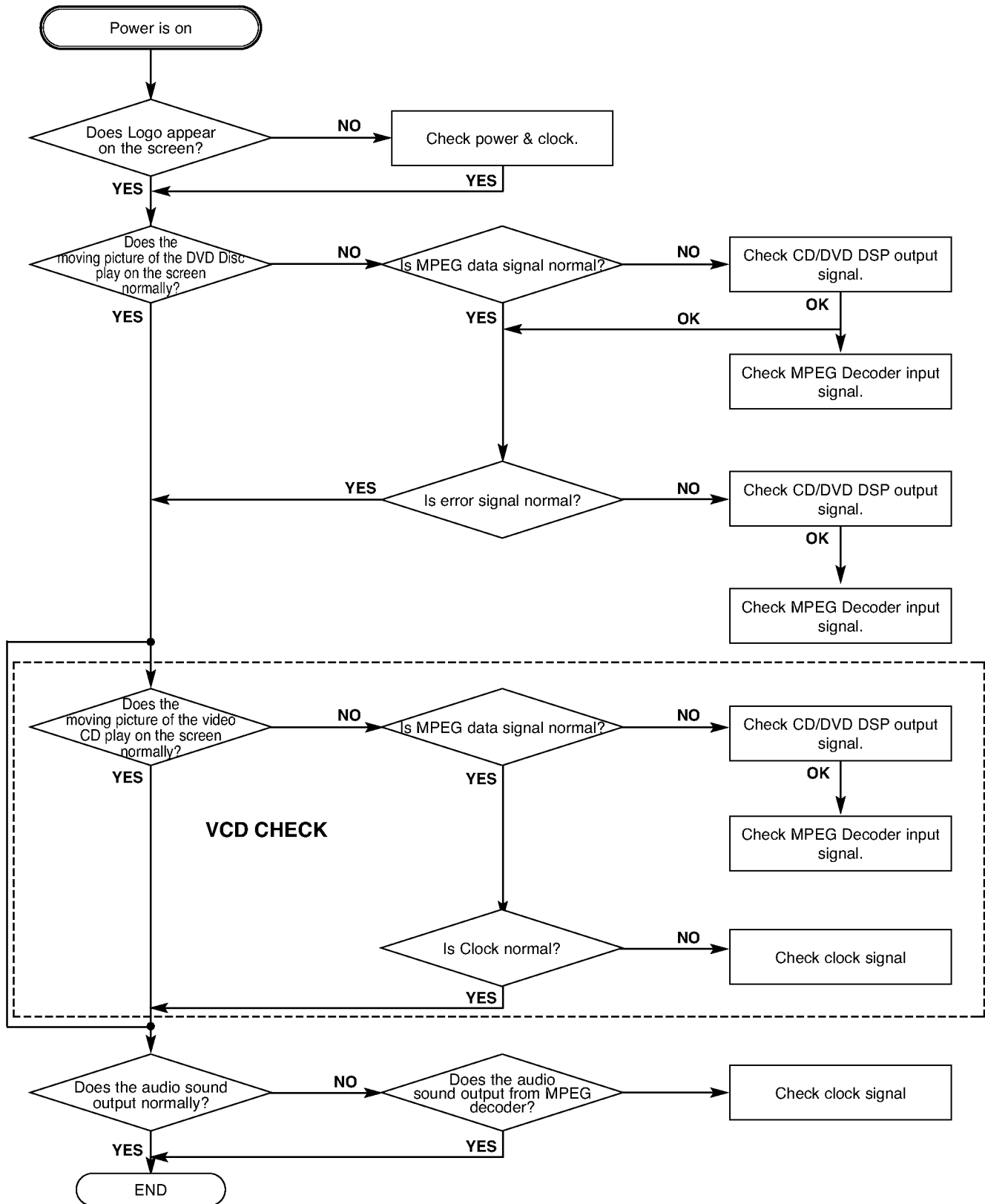
E. Picture abnormal



F. Disc Error

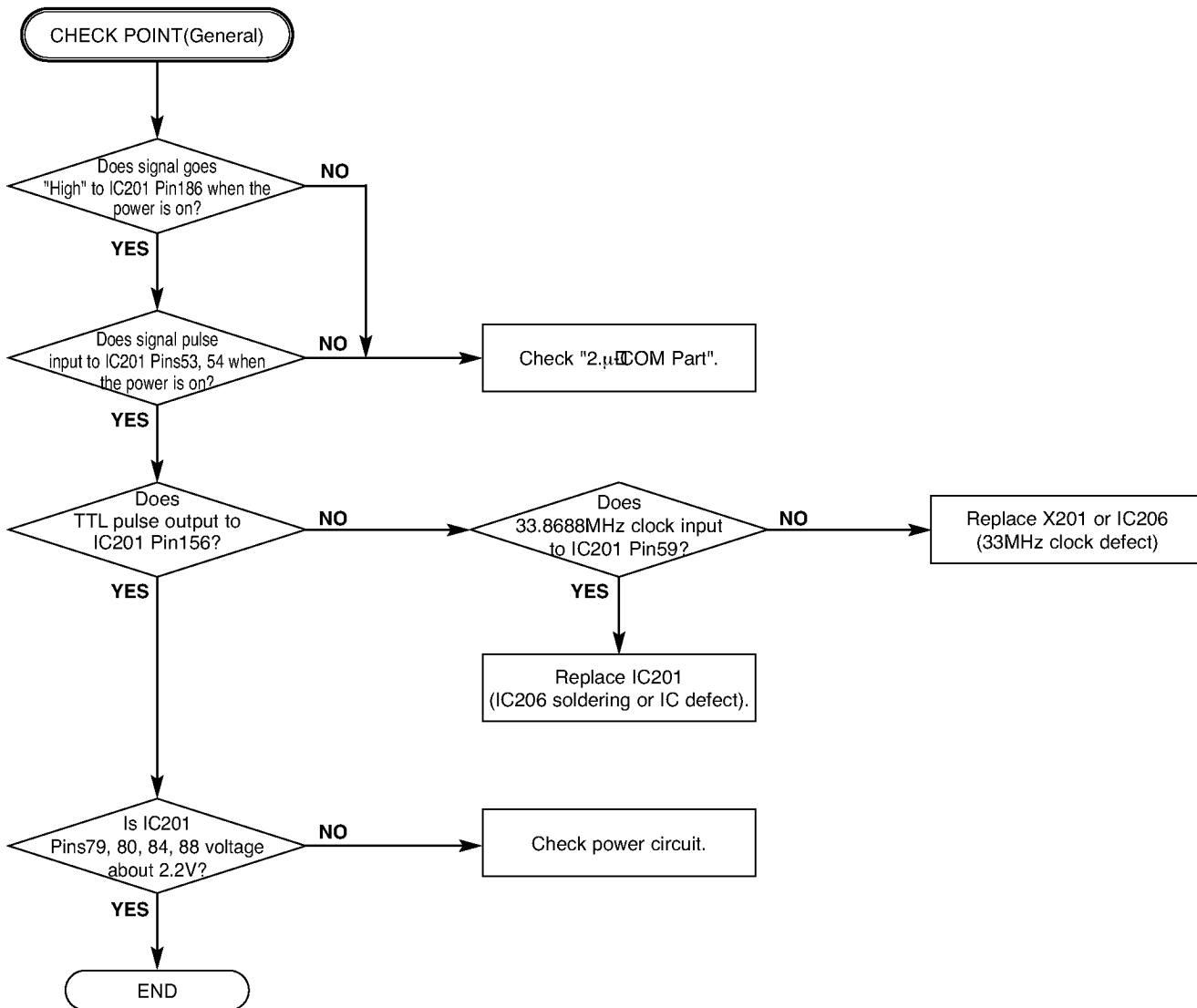


2. MPEG Circuit

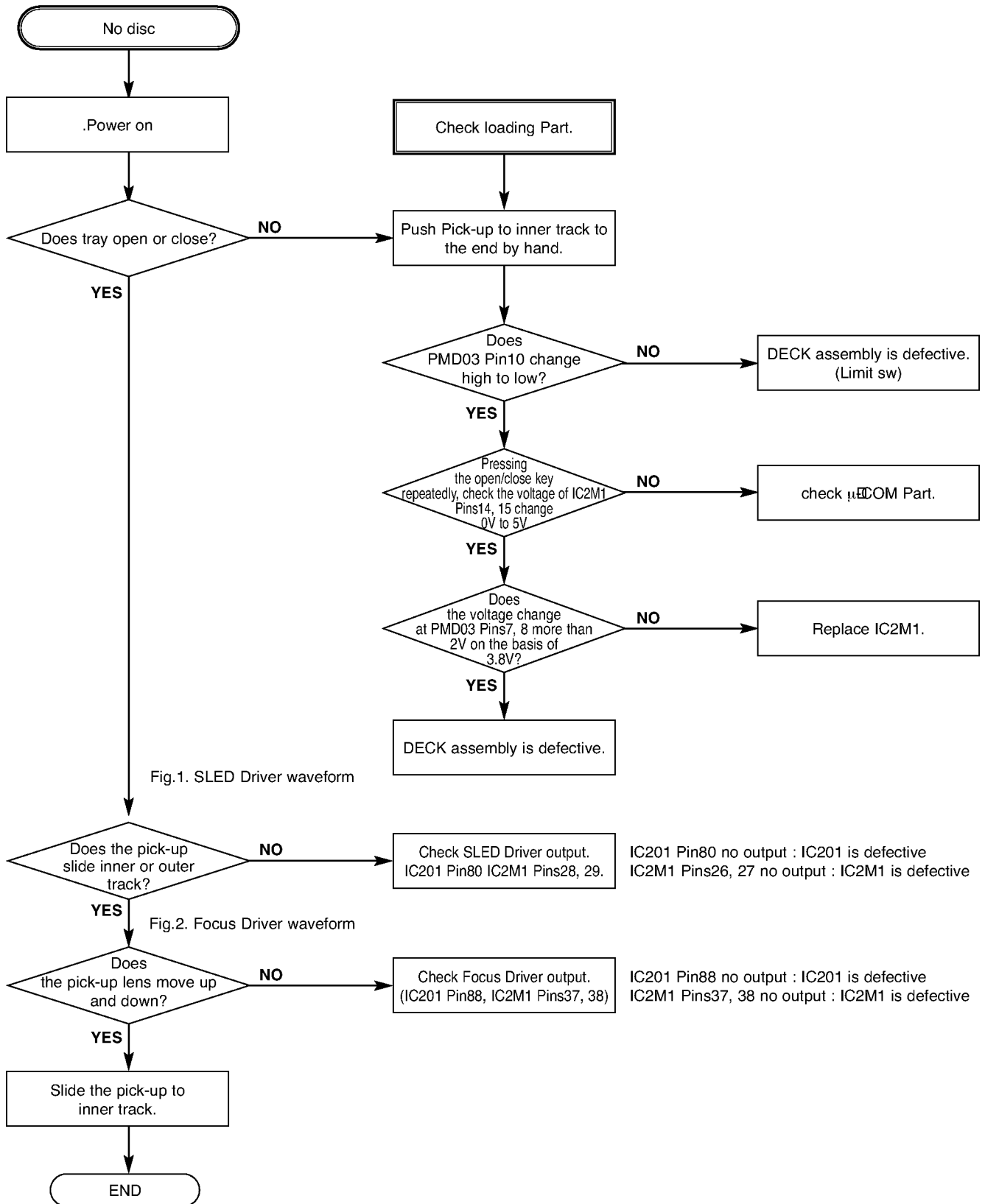


3. RF/Servo Circuit

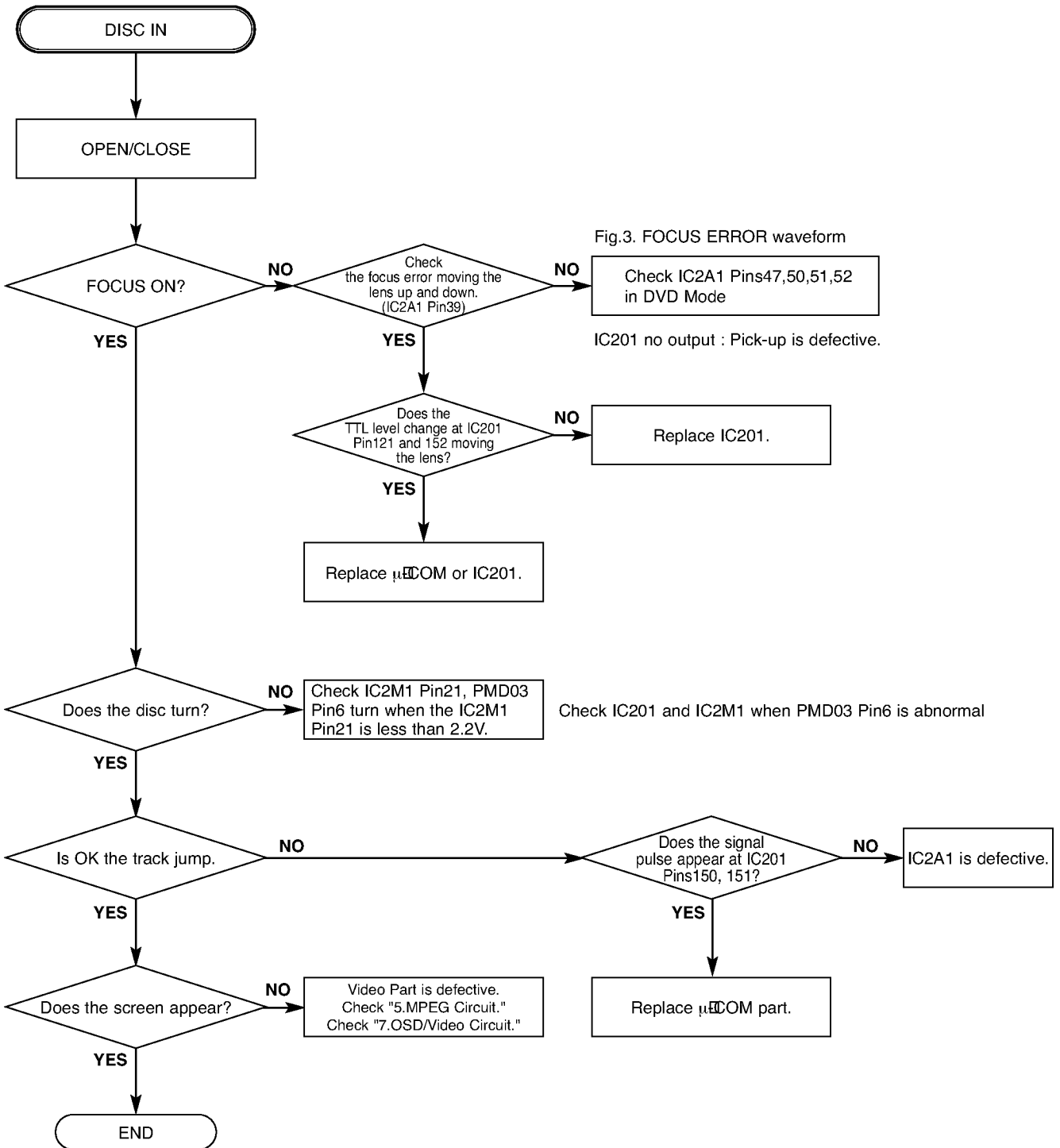
A.



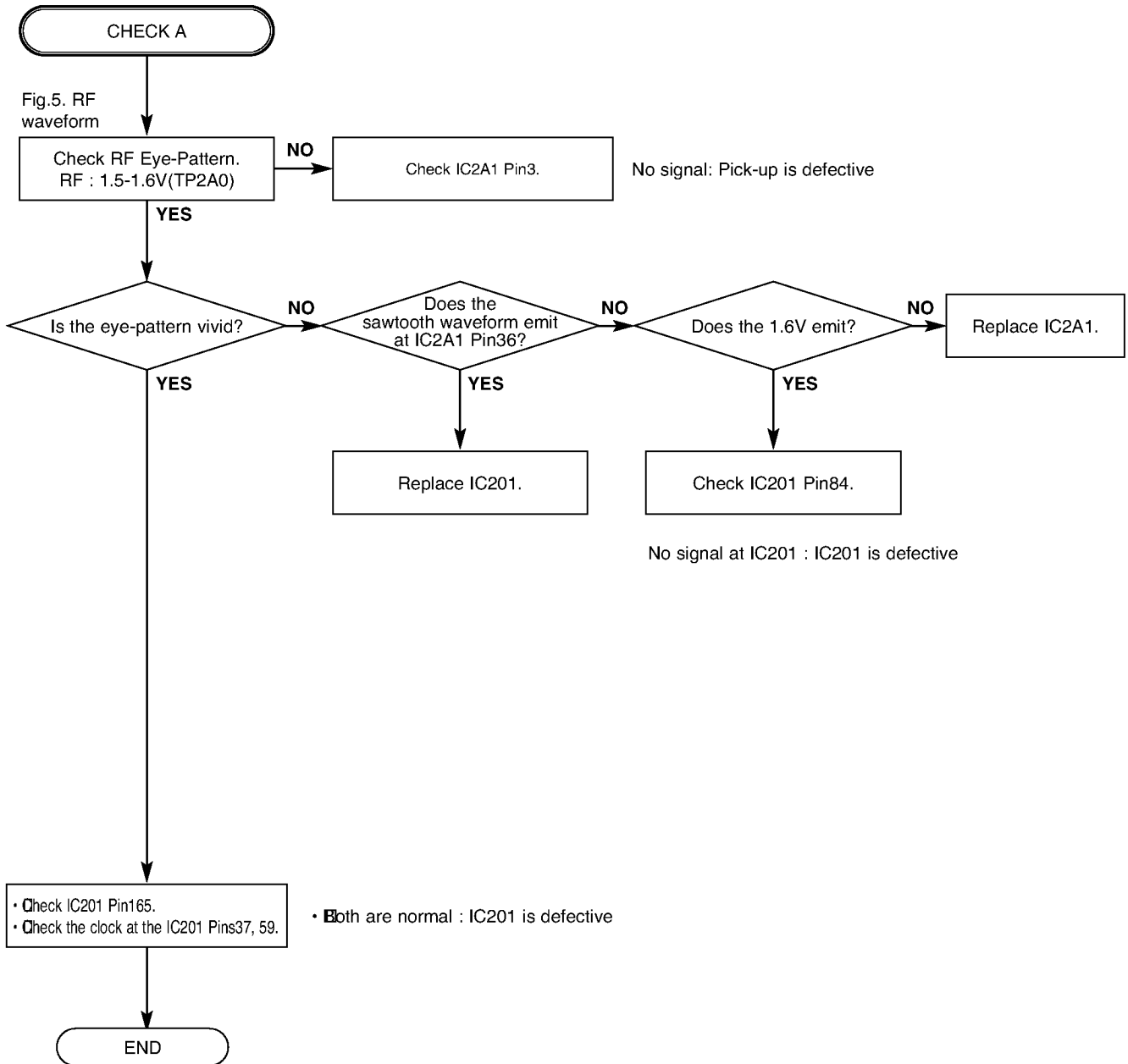
B.



C.

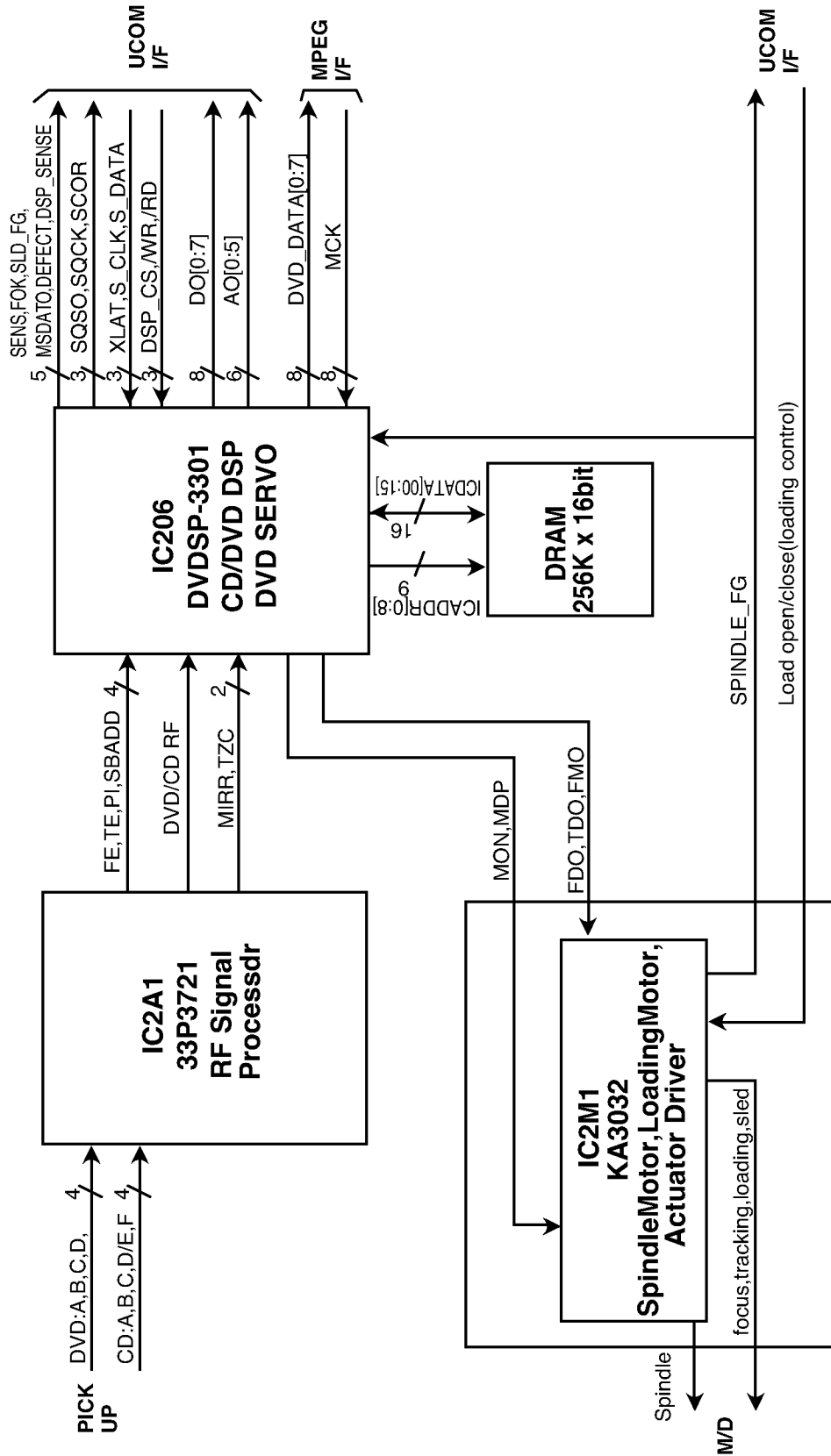


D.

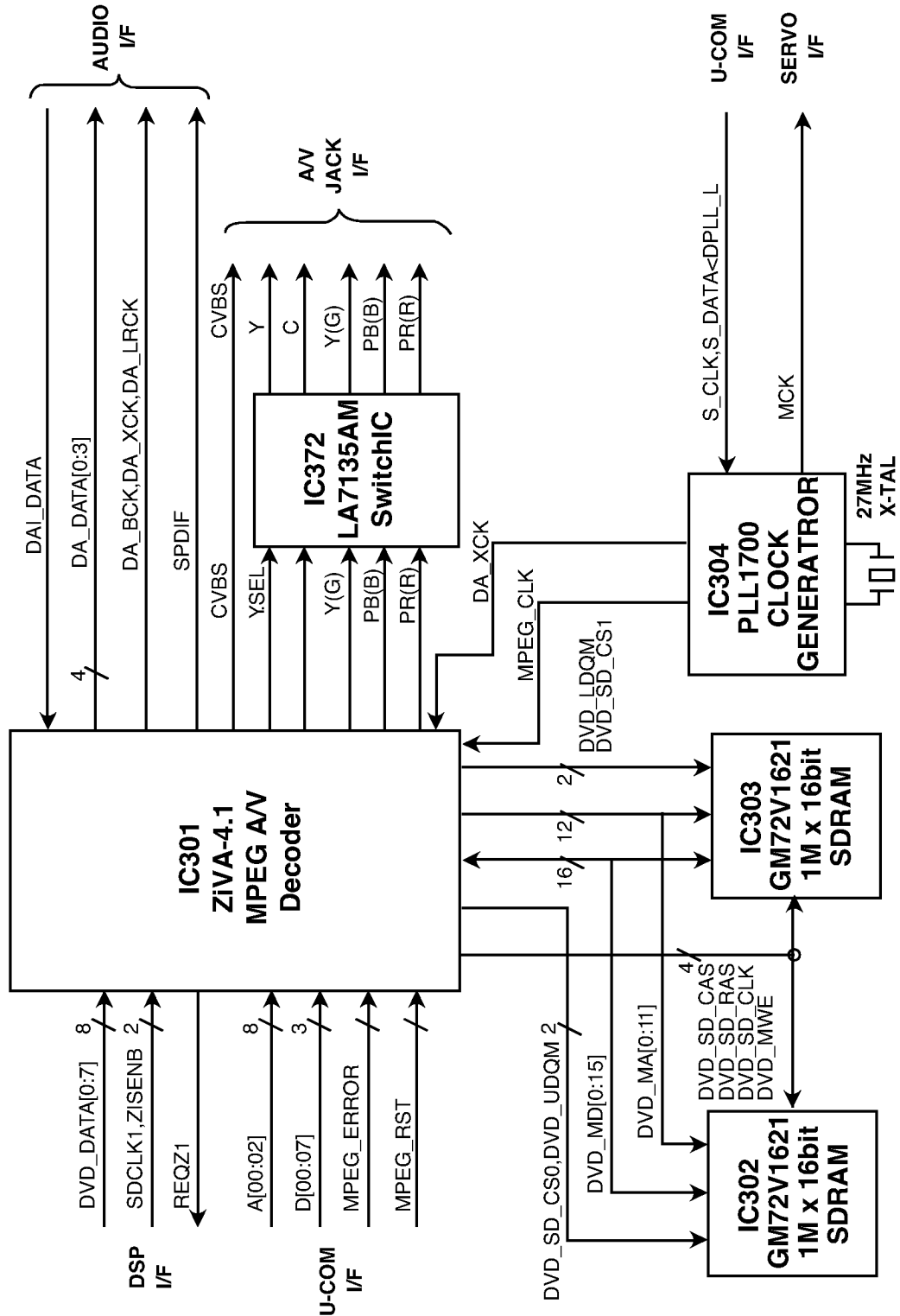


BLOCK DIAGRAMS

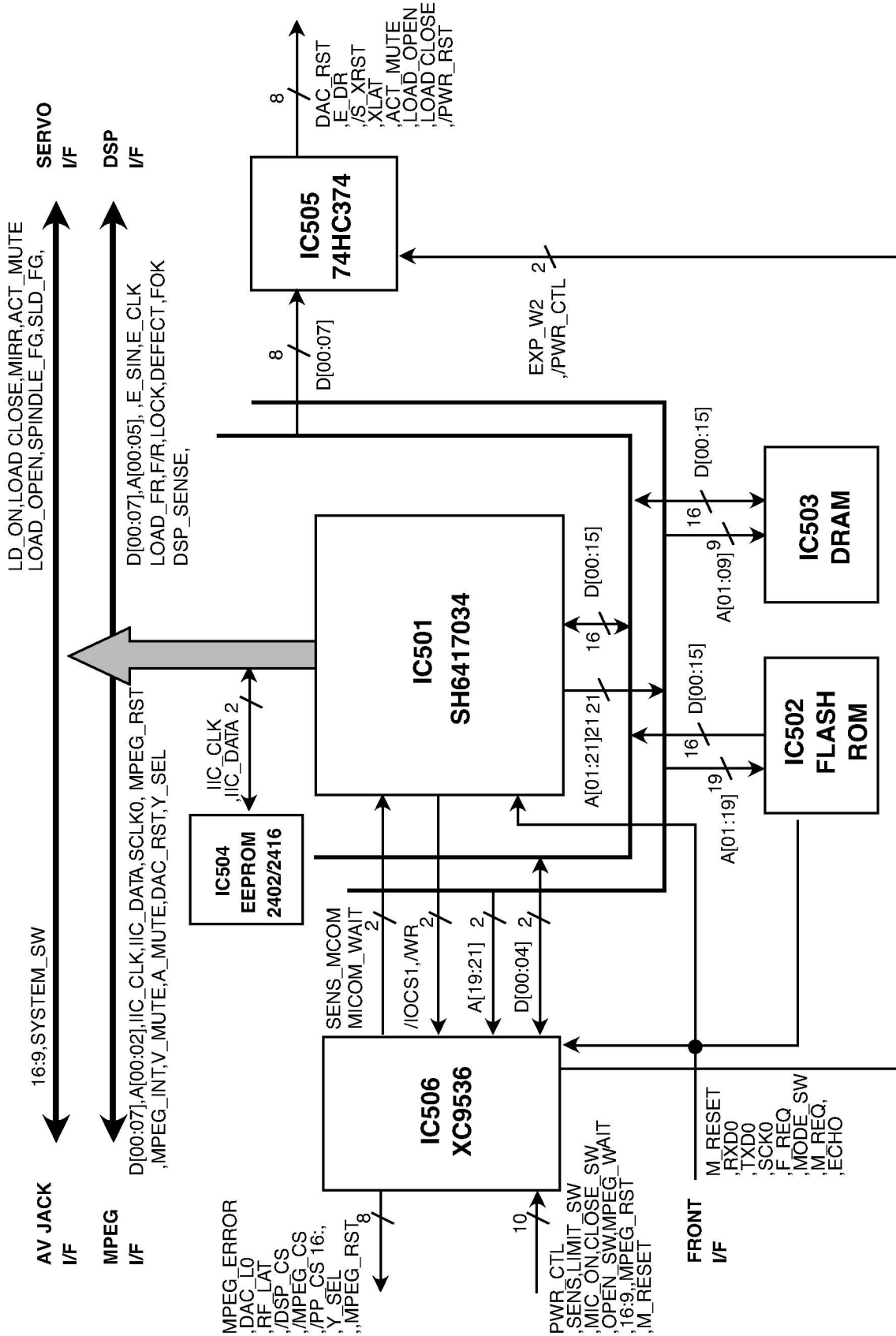
1. RF/CD DSP/DVD DSP/DVD SERVO Block Diagram



2. MPEG Block Diagram

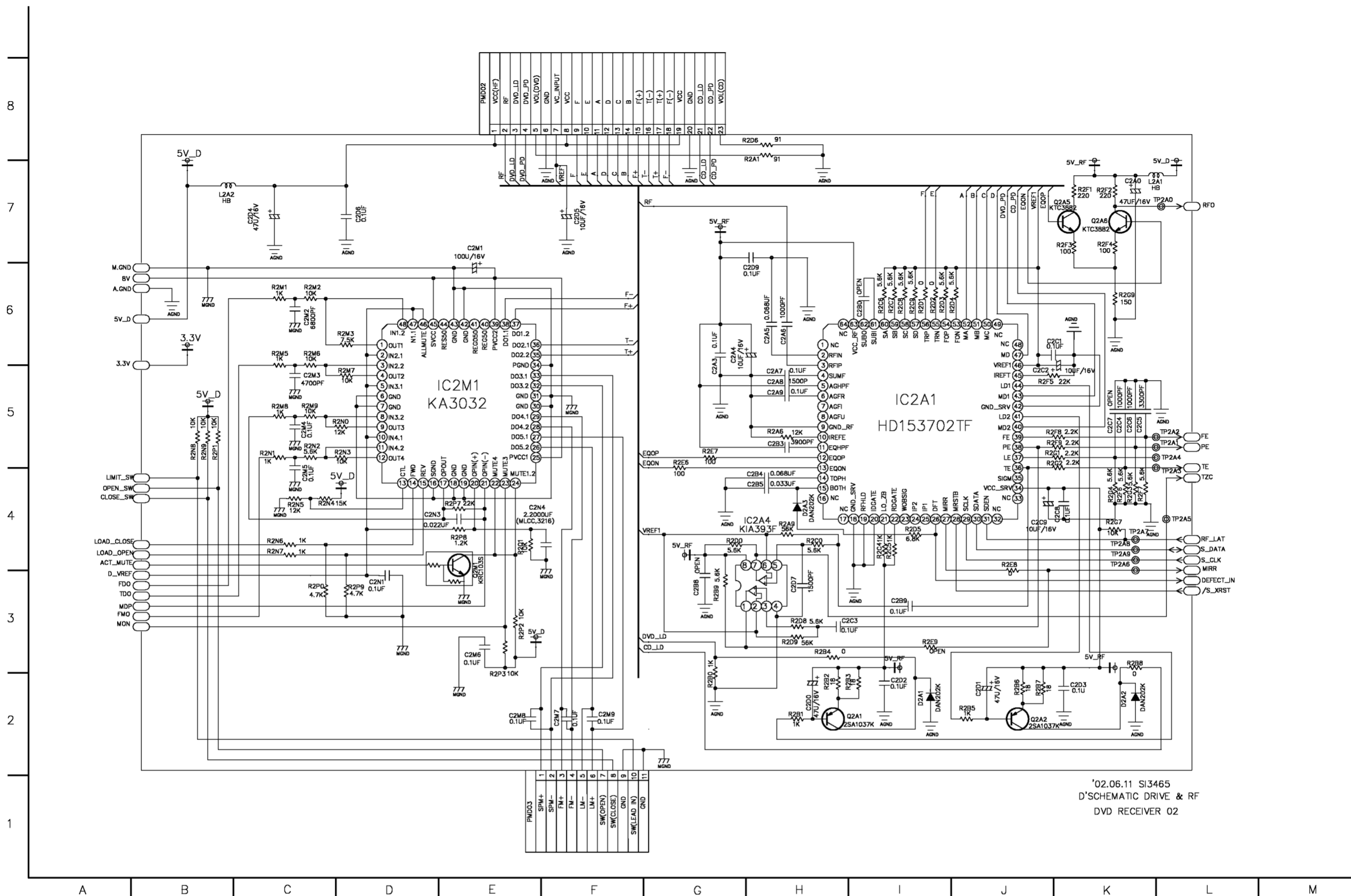


3. μ -COM Block Diagram



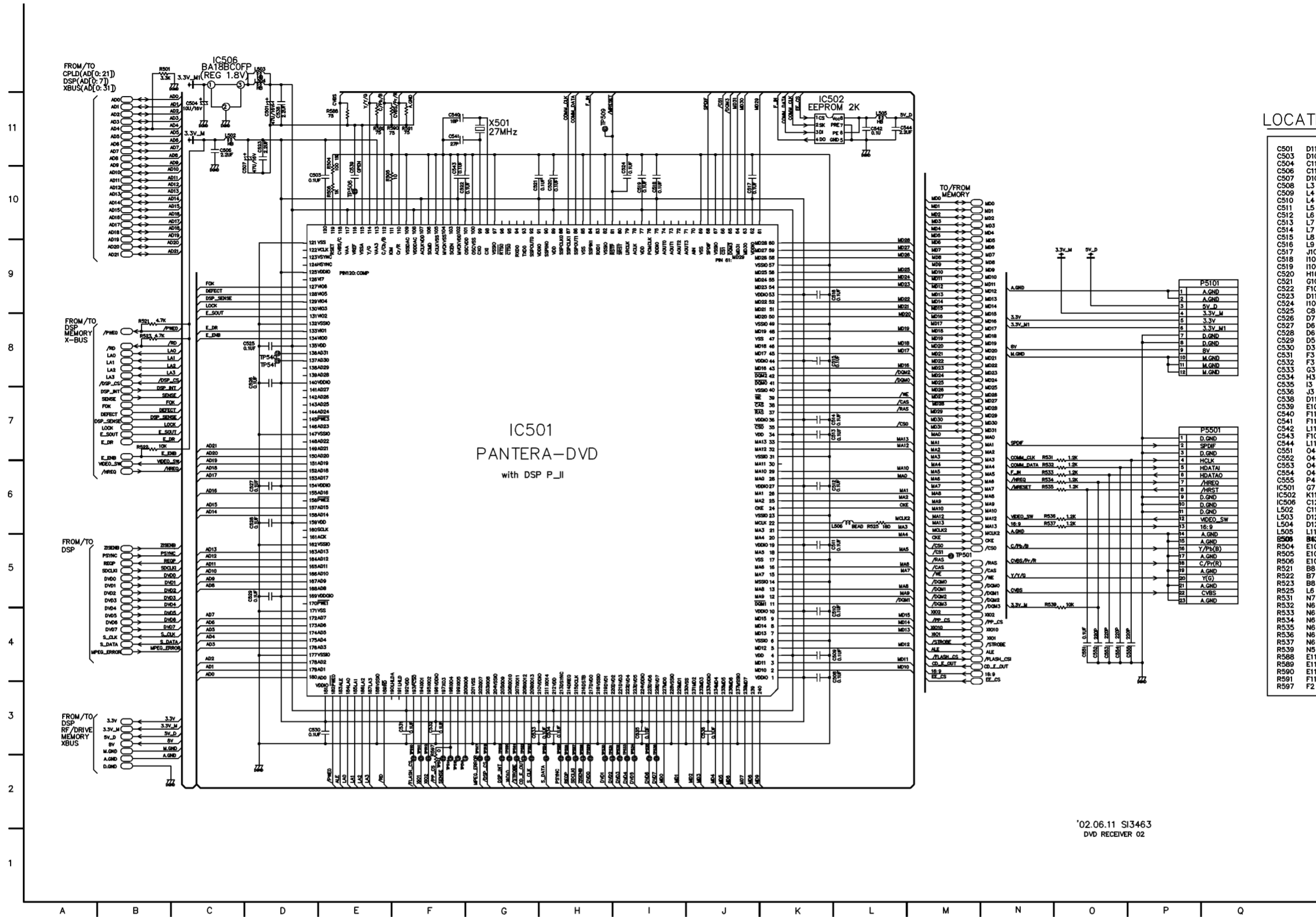
SCHEMATIC DIAGRAMS

• DRIVE & RF SCHEMATIC DIAGRAM



'02.06.11 SI3465
D'SCHEMATIC DRIVE & RF
DVD RECEIVER 02

• MPEG SCHEMATIC DIAGRAM

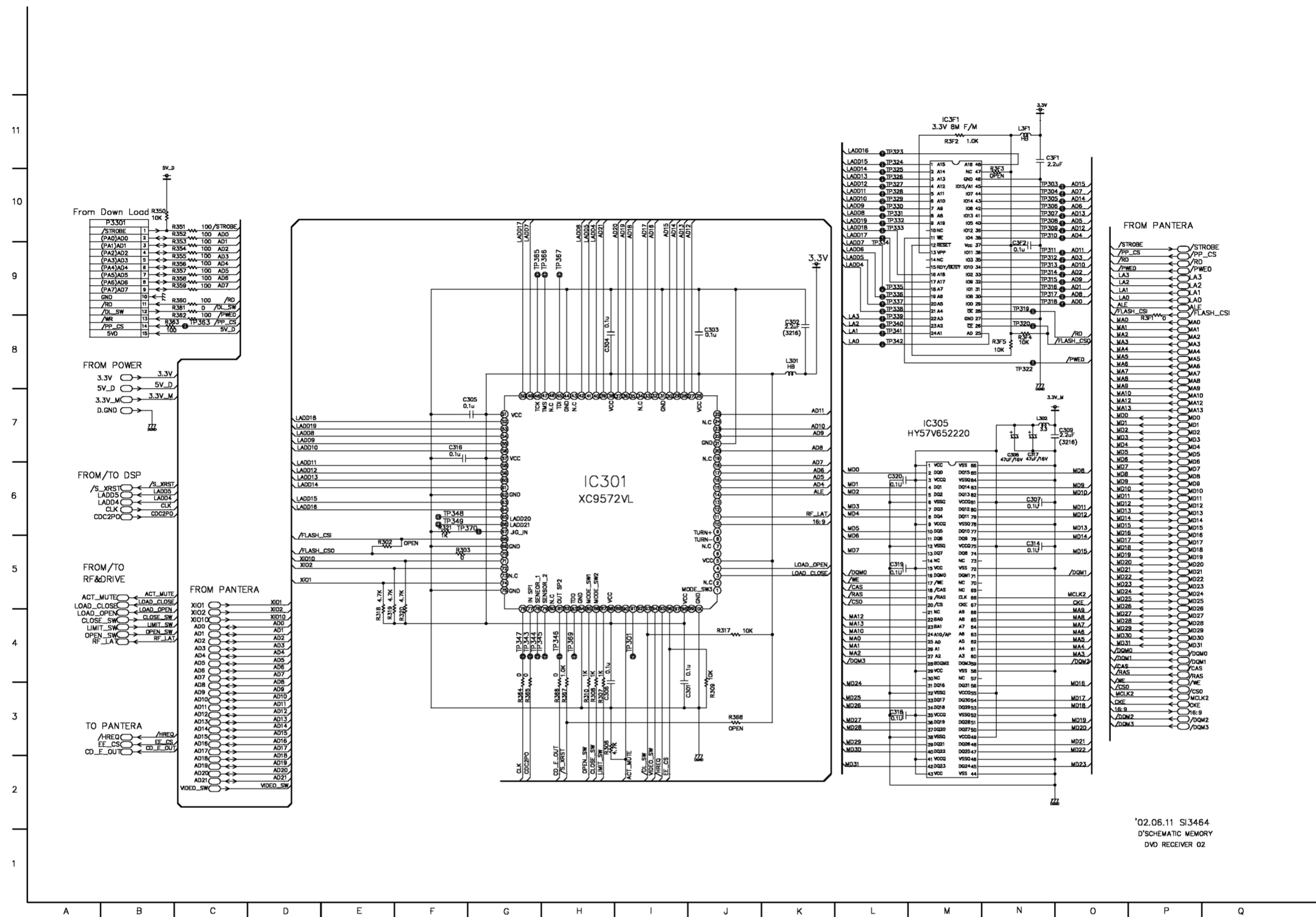


LOCATION GUIDE

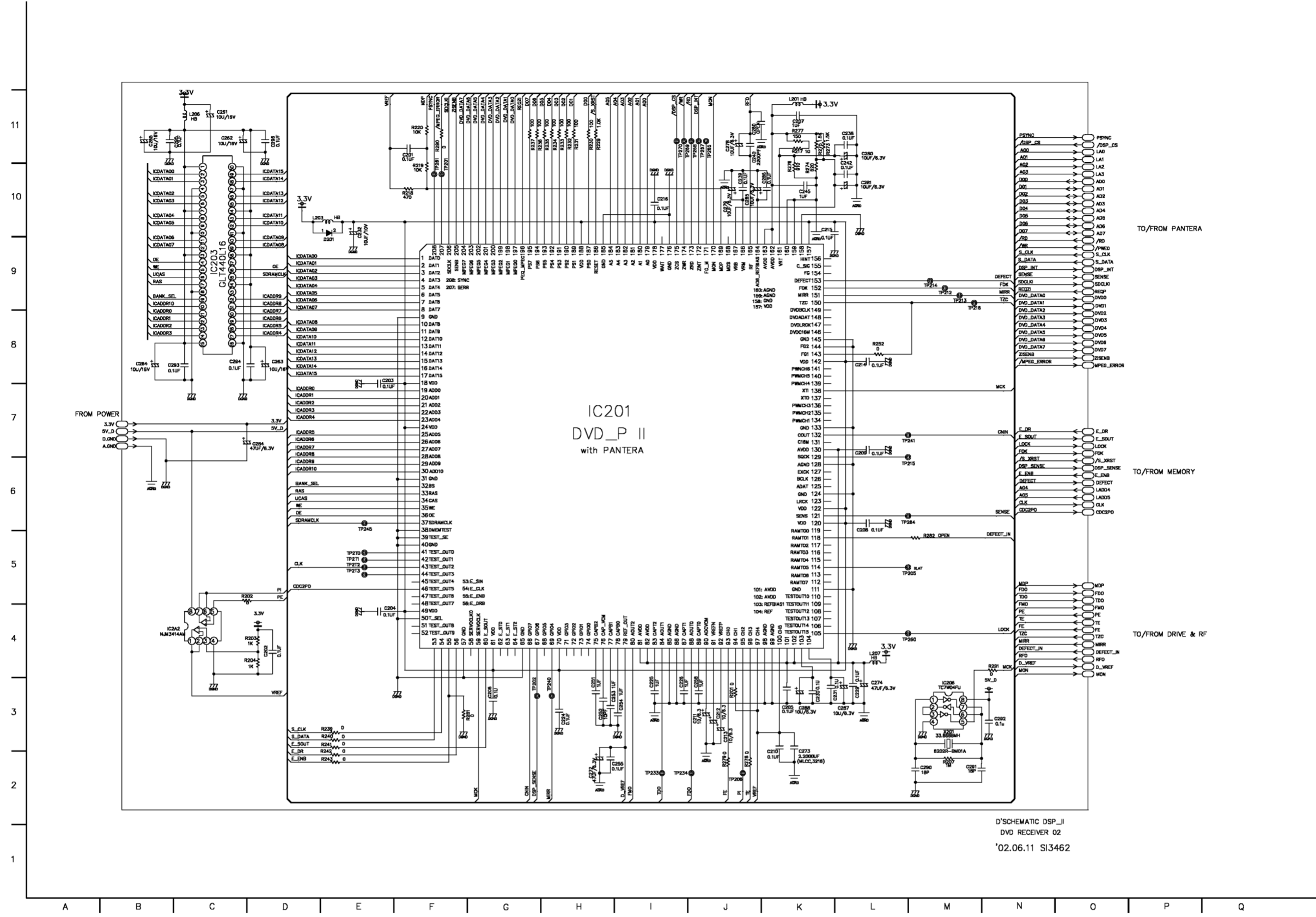
C501	D11	TP501	M5
C503	D10	TP506	E10
C504	C11	TP509	H11
C506	C11	TP510	F3
C507	D10	TP511	F3
C508	L3	TP512	F3
C509	L4	TP513	F2
C510	L4	TP514	F2
C511	L5	TP515	F2
C512	L6	TP516	F2
C513	L7	TP517	G3
C514	L7	TP518	G3
C515	L8	TP519	G3
C516	L9	TP520	G3
C517	J10	TP521	G3
C518	H0	TP522	G3
C519	H0	TP523	G3
C520	H10	TP524	H3
C521	G10	TP525	H3
C522	F10	TP526	H3
C523	D11	TP527	H3
C524	H0	TP528	H3
C525	C8	TP529	H3
C526	D8	TP530	H3
C527	D6	TP531	H3
C528	D6	TP532	I3
C529	D5	TP533	I3
C530	D3	TP534	I3
C531	F3	TP535	I3
C532	F3	TP536	I3
C533	G3	TP540	D8
C534	H3	TP541	D8
C535	I3	X501	C11
C536	J3	X101	F2
C538	D11	X101	M4
C539	E10	X101	N4
C540	F11	X1010	G2
C541	F11	X1010	M4
C542	L11	X1010	N4
C543	F10	X102	F2
C544	L11	X102	M4
C551	O4	X102	N4
C552	O4	X102	N4
C553	O4	X102	N4
C554	O4	X102	N4
C555	P4	X102	N4
IC501	G7		
IC502	K11		
IC506	C12		
L502	C11		
L503	D12		
L504	D12		
L505	L11		
R506	B62		
R521	B8		
R522	B7		
R523	B8		
R525	L5		
R531	N7		
R532	N6		
R533	N6		
R534	N6		
R535	N6		
R536	N6		
R537	N6		
R539	N5		
R588	E11		
R589	E11		
R590	E11		
R591	F11		
R597	F2		

'02.06.11 SI3463
DVD RECEIVER 02

• μ -COM SCHEMATIC DIAGRAM

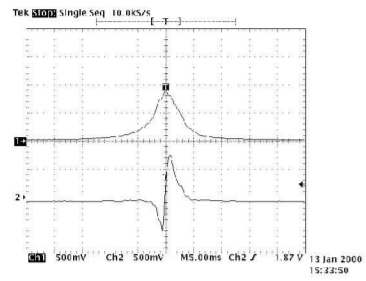


• DVD DSP(DIGITAL SIGNAL PROCESSING)SCHEMATIC DIAGRAM



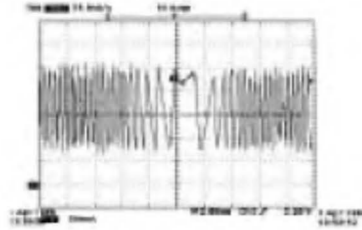
WAVEFORMS

1)



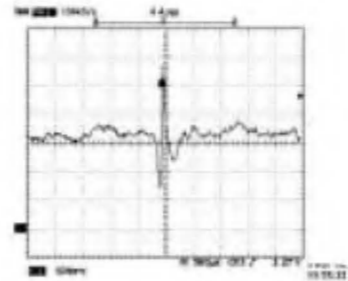
IC2A1 Pin 42, Focus Error
IC2A1 Pin 36, Pi

2)




IC2A1 Pin 41
Tracking Error

3)



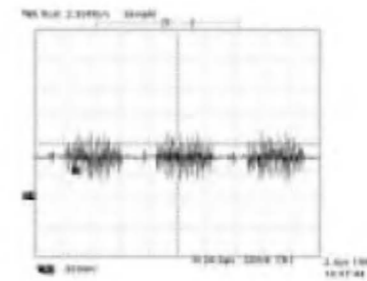
IC2A1 Pin 41
VBR TRACKING Error

1)



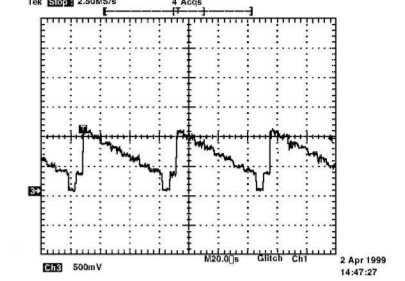
IC501 Pin 118, Composite

2)




IC501 Pin 112, Chrominance
(Super video out Mode)

3)



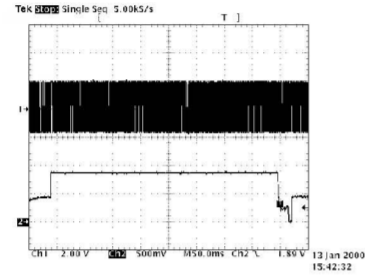
IC501 Pin 114, Luminance
(Super video out Mode)

4)




IC2A1 Pin 57
RF

5)



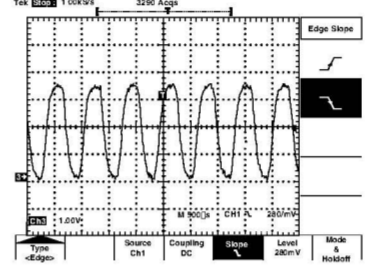
IC201, Pin 88, SLED Drive(FMO)
IC201, Pin 18 SLED FG

6)



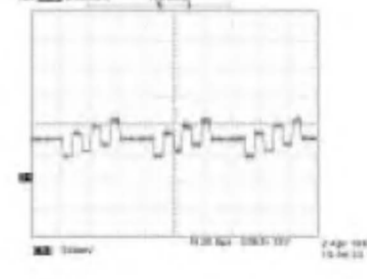
IC2A1 Pin 42, Focus Error(Focus Search)
IC2A1 Pin 83, Focus Drive(FDO)

4)



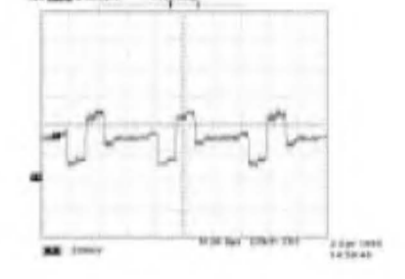
IC501 Pin 98,
MPEG Clock(27MHz)

5)




IC501 Pin 114,
Component Pb

6)



IC501 Pin 112,
Component Pr

7)



IC501 PIN 118,
COMPONENT Y

• CIRCUIT VOLTAGE CHART

PIN	IC203		IC201		IC301		IC3F1		IC501		IC305		IC2A1		IC2M1	
	STOP	PLAY	STOP	PLAY	STOP	PLAY	STOP	PLAY	STOP	PLAY	STOP	PLAY	STOP	PLAY	STOP	PLAY
1	3.18	3.16	3.12	0	3.17	3.16	0	0	3.12	3.1	3.06	3.05	0	0	2.11	2.14
2	3.12	2.69	3.12	0	0	0	0	0	0.41	0.29	0.35	3.16	3.13	2.1	2.12	
3	3.12	2.69	3.12	0	3.16	0	0	0	0.47	3.06	3.05	3.16	3.13	2.11	2.11	
4	0	0	3.12	0	3.16	0	0	0	1.75	1.73	3.06	0.33	0.75	1.55	2.1	2.15
5	3.12	2.74	3.12	3.12	3.17	3.16	0	0	0.49	0	0	2.04	3.02	2.1	2.12	
6	3.12	2.71	3.12	3.12	3.17	3.16	0	0	0	0	0	0	0	0	0	0
7	3.18	3.17	3.12	0	0	0	0	0	0.37	0	0.34	0	0	0	0	0
8	3.12	2.68	3.12	3.12	3.17	3.16	0	0	0.35	0.4	0	0.33	2.11	2.12		
9	3.12	2.63	0	0	0	0	3.13	2.92	0	0.33	0	3.05	0	2.02	1.99	
10	0	0	3.12	3.12	0	0	0	3.22	3.19	0.33	0	0.44	0	2.1	2.12	
11	3.12	2.7	3.12	3.12	0	0	3.13	3.12	0	0.41	0	1.72	1.19	2.11	2.12	
12	3.12	2.7	3.12	0	0	0	3.2	3.2	0	0	0	2.06	2.3	2.09	2.13	
13	3.18	3.17	3.12	3.12	3.17	3.16	3.2	3.2	0	0	0.46	2.25	3.08	3.25	2.23	
14	0	0	3.12	0	0	0	0	0	0	0	0	1.32	3.13	2.51	0	
15	3.12	3.04	3.12	0	0	0	0	0	0.79	3.06	3.05	1.46	2.27	2.51	0	
16	3.12	0	3.12	0	2.17	2.18	3.19	0	0	0.74	0	0	2.4	0	0	
17	3.12	3.02	3.12	0	0.38	2.21	0	0	0	3.09	3.07	0	0	2.18	0	
18	0	0	3.13	3.12	0.41	0.61	0	0	0	0.71	0	2.82	0	0	0	
19	0	0	3.13	0	0	0	0	0	3.22	3.1	2.84	3.03	0	0	0	
20	0	3.12	0	0	0	0	0	0	3.22	3.13	3.05	2.76	0	1.52	1.89	
21	3.13	0	3.13	0	0	0	0	0	3.22	3.13	0	0	3.01	5.01	1.88	1.89
22	3.13	3.17	0	0	0	0	0	0	1.64	0	0	1.38	3.85	5.01	0	
23	3.13	0	0	0	0	0	0	0	0	0.8	0.79	0	0	3.13	0	
24	0	0	3.13	0	0	0	0	0	3.22	3.13	0	0	0	0	0	
25	3.18	0	3.12	0	0	0	3.11	3.11	0	3.13	1.14	1.1	0	7.95	7.92	
26	0	0	0	0	3.21	3.16	3.17	3.2	0	3.13	0.38	1.54	3.31	3.63	3.92	3.71
27	0	0	0	3.12	0	0	0	0	3.22	3.11	0	0	0	3.92	3.71	
28	3.12	0	0	0	0	0	3.11	0	0	1.1	0	0	3.14	3.16	3.9	3.74
29	0	3.12	0	0	0	0.61	1.07	0	0	0	0.05	5.15	5.14	3.95	3.68	
30	0	0	0	0	0	0	0	0	0	0	0	0	0	0	0	
31	0	3.17	0	3.12	0	0	0.6	0	0	0	0	0	0	0	0	
32	0	0	0	0	0	0	0	3.22	1.39	0	0	0	0	1.18	4.2	
33	3.1	0	3.12	0	0	0.59	0	3.22	0.8	0	0	0	0	1.18	3.43	
34	3.18	0	3.12	0	0	0	0	1.75	1.52	0.34	0	5.03	4.99	0	0	
35	1.5	0	3.12	0	0	0.61	0	3.22	2.76	3.03	3.05	2.29	2.34	3.92	3.75	
36	0	3.12	0	0	0	0	0	3.22	3.11	0	0.34	2.2	2.3	3.93	3.73	
37	0	0	1.51	0	0	0	3.18	3.22	3.03	0	0	2.2	2.2	3.92	3.73	
38	3.18	0	0	3.17	3.16	0	0	3.22	2.83	0	0	2.29	2.26	3.92	3.68	
39	3.12	3.12	0	0	0	0	0	3.22	3.08	0.56	0	2.24	2.24	7.95	7.94	
40	3.12	3.12	0	0	0	2.17	0	0	0	0.56	0	0	0	7.91	7.87	
41	0	3.17	0	0	0	0	0	0	0	0	3.05	5.03	5.01	0	0	
42	3.12	0	0	0	0	0.38	2.28	0	0	0	3.03	0.45	0	0	0	
43	3.12	0	0	0	0	0	0	0	0.34	3.03	3.05	0	0	0	0	
44	3.18	0	0	0	0	0.41	0.65	3.22	3.11	0	0	5.03	1.59	0	0	
45	3.12	3.12	0	0	3.17	3.15	0	0.45	0.33	0	0.44	2.3	2.3	7.95	7.94	
46	2.76	3.12	1.56	0	0	0	0	0	0	0	0	2.3	2.3	2.11	2.12	
47	0	0	0.91	0	3.17	3.15	0	0	0	0.38	0	1.74	2.3	2.1	2.12	
48	3.12	1.65	0	2.19	0	0	0	0	0	0	0	0	0	2.11	2.12	
49	3.12	3.14	0.53	0	0	0	0	0	0	3.03	0	0	0	0	0	
50	0	0	0	0	0	0	0.43	0.39	0.36	3.05	2.3	2.3	0	0	0	
51	0	0.64	0	3.17	0	0	0.42	0.45	0	0.34	2.3	2.3	0	0	0	
52	0	0.43	0	3.17	3.19	0	0.43	0.35	0	0	2.3	2.3	0	0	0	
53	0	0	3.11	2.91	0	0	3.12	3.11	0	0	2.3	2.3	0	0	0	
54	0	2.58	0	0	0	0	0	0	0.41	0	2.3	2.3	0	0	0	
55	0	0	0	0	0	0	0	0.33	3.03	3.05	2.3	2.3	0	0	0	
56	0	3.11	0	0	0	0	0.39	0.36	0	0.34	2.3	2.3	0	0	0	
57	0	0	3.17	3.19	0	0	0	0	0	0	2.3	2.3	0	0	0	
58	0	1.65	0	0	0	0	0	0	0	0	2.3	2.3	0	0	0	
59	0	1.79	0	0	0	0	0	0.42	0	0	2.29	2.3	0	0	0	
60	0	0	0	0	0	0	0.44	0.4	0	0.79	2.29	2.3	0	0	0	
61	0	3.13	0	0	0	0	0.44	0.47	0	0.79	0.36	0.56	0	0	0	
62	0	0	0	0	0	0	3.12	3.11	0	2.26	0.37	0.62	0	0	0	
63	0	3.13	0	0	0	0	0.45	0.35	0	0.74	5.03	5.02	0	0	0	
64	0	0	0	0	0	0	0	0	0	0.78	0	0	0	0	0	
65	0	0	0	0	0	0	0	0	0	0	0	0	0	0	0	
66	0	3.12	0	0	0	0	0	0	0	0	0	0	0	0	0	
67	0	0	0	0	0	0	0	0.31	3.11	3.1	0	0	0	0	0	
68	0	3.13	3.12	3.11	3.1	0	1.51	0	1.6	1.59	0	0	0	0	0	
69	0	4.08	0	0	0	0	0	1.5	0	0	0	0	0	0	0	
70	0	3.13	0	0	3.16	0	1.47	0	0	0	0	0	0	0	0	
71	0	0	0	3.11	3.1	0	0	0	0	0	0	0	0	0	0	
72	0	3.13	3.13	0	0	0	0	0	0	0	0	0	0	0	0	
73	0	0	0	0	0	0	0	0	0	0	0	0	0	0	0	
74	0	0	0	3.11	3.1	0	0	0	0	0	0.45	0	0	0	0	
75	0	0.78	0	0	0	0	3.12	3.11	3.04	3.05	0	0	0	0	0	
76	0	1.41	0	0	0	0	1.48	1.26	0	0	0	0	0	0	0	
77	0	0.77	0	0	0	0	1.74	1.74	0	0	0	0	0	0	0	
78	0	0.77	0	0	0	0	1.54	1.54	0	0	0	0	0	0	0	
79	0	2.1	2.11	3.17	0	0	1.56	1.55	0	0	0	0	0	0	0	
80	0	2.12	2.11	0	0	0	3.11	3.1	0	0.34	0	0	0	0	0	
81	0	3.18	0	3.17	0	0	3.01	3.01	1.69	0	0	0	0	0	0	

PIN	IC203		IC201		IC301		IC3F1		IC501		IC305		IC2A1		IC2M1	
	STOP	PLAY	STOP	PLAY	STOP	PLAY	STOP	PLAY	STOP	PLAY	STOP	PLAY	STOP	PLAY	STOP	PLAY
82			3.18	0	3.17	3.19			0	0	0	0	0	0	0	
83			1.93	1.93	2.12	2.27			0	0.33	0	0	0	0	0	
84			2.11	2.11	0	0			1.74	5.12	0	0	0	0	0	
85			0	0	4.41	4.41			0	0	0	0.33	0	0	0	
86			0	0	0	0			0	0	0	0	0	0	0	
87			1.93	0	0	0			1.42	3.11						
88			2.1	0	3.17	3.19			1.87	3.11						
89			1.93	1.92	2.66	0			1.67	1.74						
90			1.59	0	0	3.17			0	0						
91			0.8	0	3.19	0			3.11	3.11						
92			2.36	2.36	3.19	3.19			0	3.11						
93			2.24	1.6	3.19	3.19			3.11	3.11						
94			1.58	1.56	0	0			0	0.34						
95			1.64	1.62	3.13	3.13			0	0.34						
96			1.58	1.62	0	0			2.82	3.11						
97			1.58	1.56	3.19	3.19			0	0						
98			0	0	3.19	3.19			0.85	0.92						
99			0	0	0.36											

	IC901		IC451		IC401		IC454		IC453		IC452		IC402		IC801	
PIN	STOP	PLAY	STOP	PLAY	STOP	PLAY	STOP	PLAY	STOP	PLAY	STOP	PLAY	STOP	PLAY	STOP	PLAY
1	0	0	0	0	2.98	2.98	5.51	5.51	5.41	5.42	5.49	0	5.47	5.47	1.83	1.81
2	5.1	5.05	3.15	3.15	3.26	3.26	5.51	5.51	5.41	5.42	5.49	5.51	5.47	5.47	0	0
3	0	0	3.15	3.15	0	0	5.51	5.51	5.41	5.41	5.49	5.51	5.47	5.47	1.83	1.81
4	5.14	5.14	3.15	3.14	1.57	0	0	0	0	0	0	0	0	0	0	0
5	0.48	0	3.15	3.15	1.58	1.58	5.51	5.51	5.41	5.41	5.49	5.51	5.47	5.47	0	0
6	0.48	0	3.15	3.15	1.3	0	5.51	5.51	5.41	5.42	5.49	5.51	5.47	5.47	4.59	4.57
7	5.17	5.17	3.15	3.15	0	0	5.51	5.51	5.41	5.41	5.49	0	5.47	5.47	1.84	1.82
8	2.22	2.21	2.43	2.42	3.24	3.24	11.95	11.95	11.95	11.95	11.95	11.95	11.95	11.95	0	0
9	2.35	2.35	2.48	2.46	0	0									1.84	1.82
10	0	0	2.43	2.42	3.2	3.19										
11	2.26	2.24	2.48	0	4.85	4.84										
12	2.46	2.45	0	0	2.31	0										
13	0	0	0	0	2.35	0										
14	5.17	5.16	0	0	2.35	0										
15	5.17	5.16	2.43	2.43	0	0										
16	5.1	5.06	2.47	3.14	0	0										
17	0	0	2.45	0	4.91	0										
18	0	0	0	0	2.34	2.34										
19	5.16	5.16	4.91	4.88	2.34	2.33										
20	5.14	5.14	0	0	0	0										
21	5.01	5.02	0	0												
22	0	0	0	0												
23	0	0	4.91	0												
24	0	0	0	0												
25	2.68	2.68	4.9	4.88												
26	5.17	5.17	0	0												
27	5.17	5.17	0	0												
28	4.77	4.87	0	0												
29	5.07	5.06	0	0												
30	21.58	18	4.91	4.88												
31	23.58	18	0	0												
32	23.6	23	4.91	4.88												
33	27.54	21.21	0	0												
34	23.6	17.18	0.36	0												
35	23.6	22.91	0	0												
36	21.6	19.14	3.24	3.23												
37	21.61	25.01	3.19	3.19												
38	23.65	23.06	2.93	3.92												
39	23.65	23.09	0	0												
40	23.57	23.08	0	0												
41	25.6	23.07	1.3	1.31												
42	25.6	25.03	1.48	1.47												
43	25.6	25.03	1.57	0												
44	25.6	23.07	1.58	1.58												
45	27.6	25.07	0	0												
46	27.6	21.16	3.15	3.15												
47	27.5	25.11	0	0												
48	27.5	24.76	0	0												
49	27.5	27.86	0	0												
50	27.5	26.88	0	0												
51	6.73	6.69	3.15	3.14												
52	25.7	25.13	0	0												
53	25.6	25.08														
54	25.6	25.16														
55	25.6	25.15														
56	25.6	25.08														
57	25.6	25.13														
58	27.7	27.08														
59	5.16	5.15														
60	5.16	5.16														
61	5.16	5.16														
62	5.16	5.16														
63	0	0														
64	0	0														

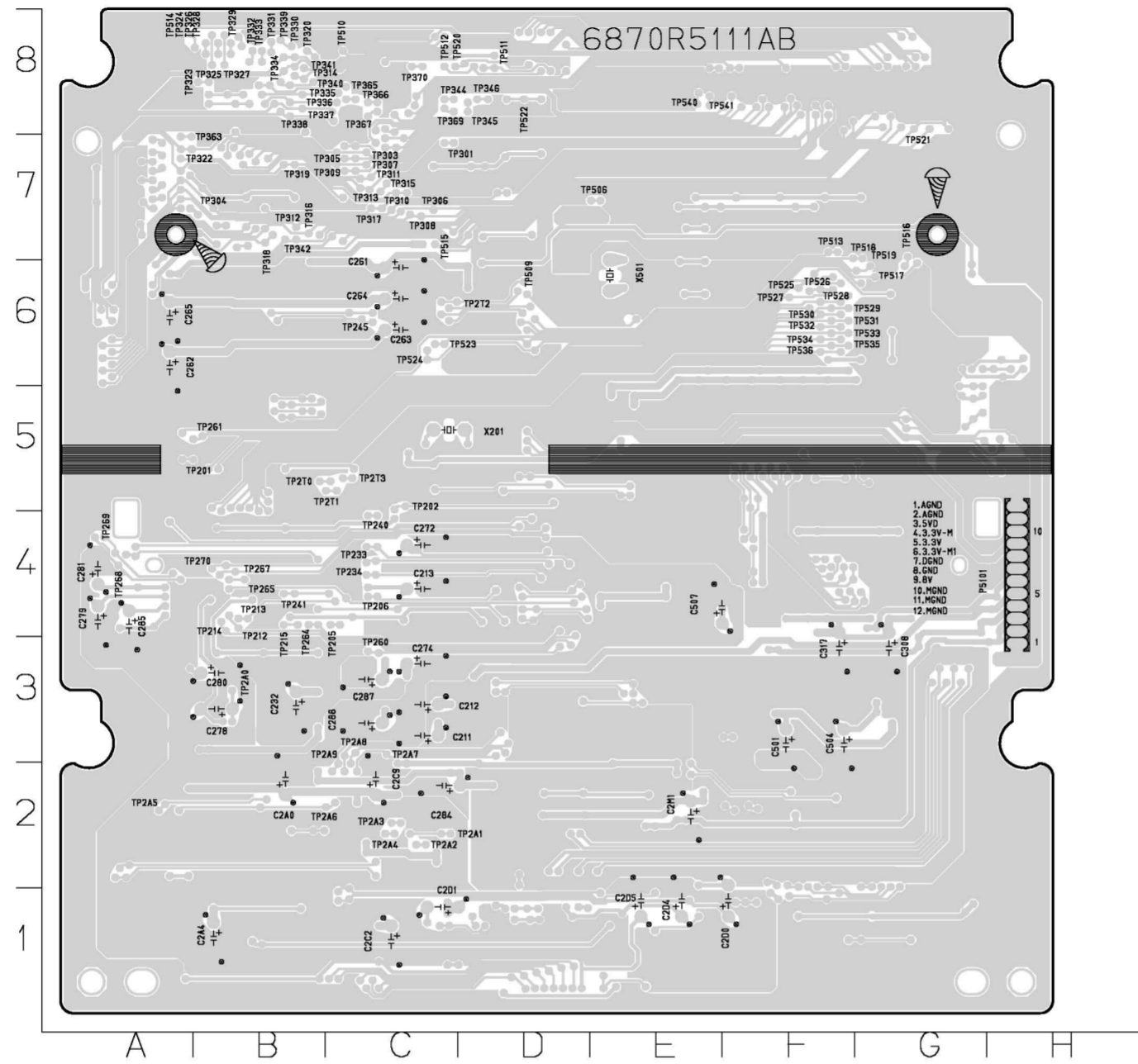
	IC503		IC502		IC2A4		IC2A2		IC206		IC504		IC506	
PIN	STOP	PLAY	STOP	PLAY	STOP	PLAY	STOP	PLAY	STOP	PLAY	STOP	PLAY	STOP	PLAY
1	0	0	0	0	4.87	4.39	1.57	1.56	2.63	2.64	2.11	2.19	(IN)0	0
2	3.1	3.1	5.03	5.03	2.3	2.31	1.57	1.56	2.74	0	5.05	5.05	(OUT)1.80	0
3	5.03	5.03	0	0	2.29	2.29	1.57	0	2.74	2.76	2.37	2.44		
4	0	0	5.1	5.1	0	0	0	0	0	0	0	0		
5	0	0	0	0	2.29	2.29	1.62	1.62	1.82	1.88				
6	0	0	5.04	5.04	2.3	2.31	1.62	1.62	2.28	0				
7	5.05	5.05	0	0	2.51	2.45	1.62	1.62	2.28	0				
8	0	3.15	5.03	5.04	5.02	5.02	5.04	4.99	5.04	0				
9	0	0												
10	0	0												
11	0	0.46												
12	0	0.15												
13	3.11	3.1												
14	0	0												
15	0	0												
16	0	0												
17	3.09	3.09												
18	5.15	5.14												
19	0	0												
20	5.15	5.15												

	Q2M1		Q2A1		Q2A6		Q2A5		Q2A2	
	STOP	PLAY	STOP	PLAY	STOP	PLAY	STOP	PLAY	STOP	PLAY
E	0	0	5.02	0	0	2.41	2.34	2.35	5.02	4.95
B	0	0	0	0	3.62	3.72	3.82	0	0	0
C	0	3.14	0	0	0	3.1	0	0	5.01	4.94

	Q610		Q611		Q609		Q613		Q614		Q612	
PIN	STOP	PLAY	STOP	PLAY	STOP	PLAY	STOP	PLAY	STOP	PLAY	STOP	PLAY
Emitter	0	0	0	0	0	0	0	0	0	0	0	0
Collector	0	0	0	0	0	0	0	0	0	0	0	0
Base	0.77	0.78	0.77	0.77	0.76	0.77	0.76	0.77	0.77	0.77	0.76	0.79

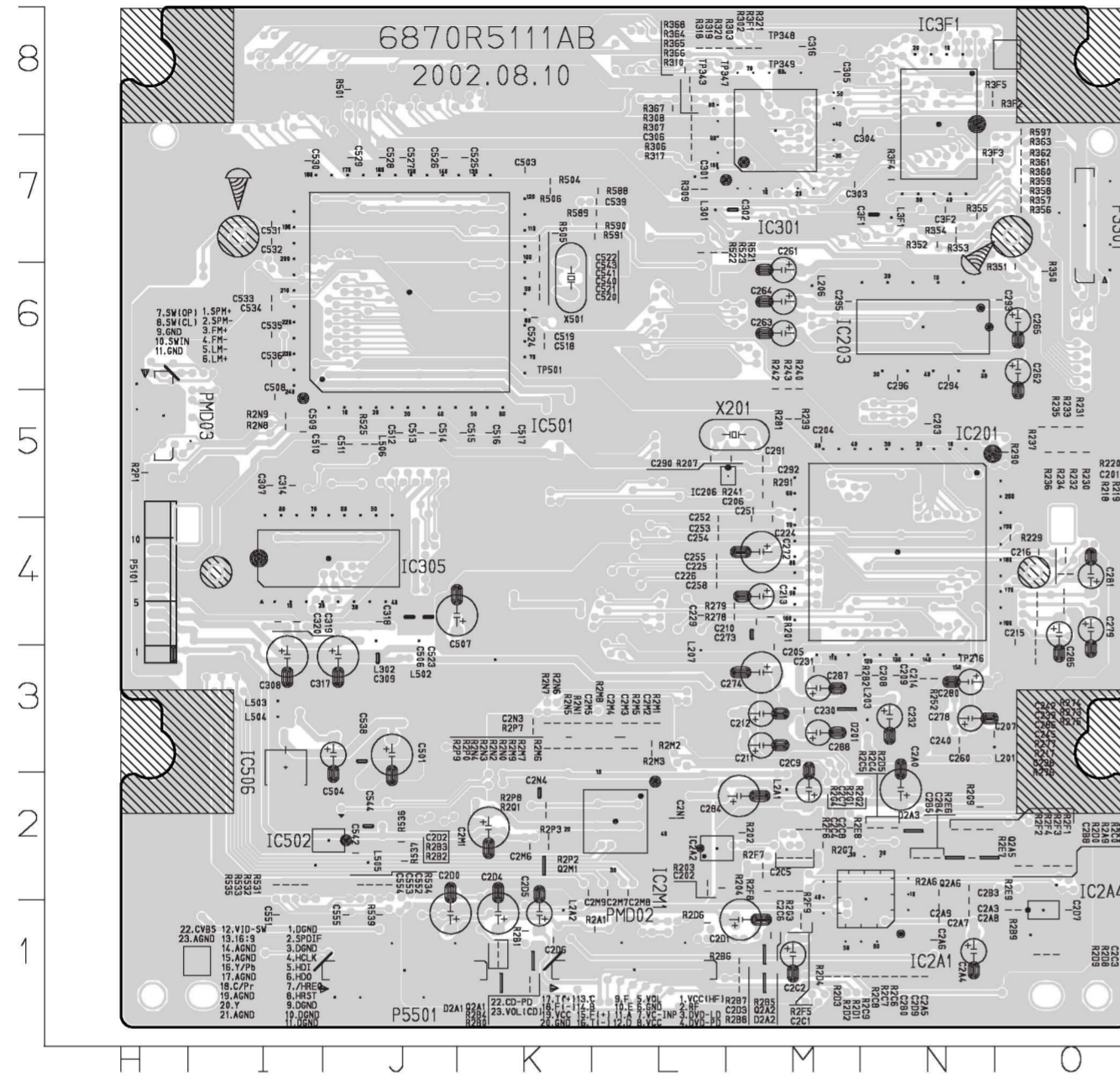
PRINTED CIRCUIT DIAGRAM

DVD P.C. BOARD(SOLDER SIDE)



TP201	B5	TP306	C7	TP363	A7
TP202	C5	TP307	C7	TP365	C8
TP205	C4	TP308	C7	TP366	C8
TP206	C4	TP309	C7	TP367	C8
TP212	B4	TP310	C7	TP369	C8
TP213	B4	TP311	C7	TP370	C8
TP214	B4	TP312	B7	TP506	E7
TP215	B4	TP313	C7	TP509	D6
TP233	C4	TP314	B8	TP510	C8
TP234	C4	TP315	C7	TP511	D8
TP240	C4	TP316	B7	TP512	C8
TP241	B4	TP317	C7	TP513	F7
TP245	C6	TP318	B7	TP514	B8
TP260	C3	TP319	B7	TP515	C7
TP261	B5	TP320	B8	TP516	G6
TP264	B4	TP322	A7	TP517	G6
TP265	B4	TP323	B8	TP518	G7
TP267	B4	TP324	B8	TP519	G6
TP268	A4	TP325	B8	TP520	C8
TP269	A4	TP326	B8	TP521	G8
TP270	B4	TP327	B8	TP522	D8
TP2A0	B3	TP328	B8	TP523	C6
TP2A1	C2	TP329	B8	TP524	C6
TP2A2	C2	TP330	B8	TP525	F6
TP2A3	C2	TP331	B8	TP526	F6
TP2A4	C2	TP332	B8	TP527	F6
TP2A5	A2	TP333	B8	TP528	F6
TP2A6	C2	TP334	B8	TP529	F6
TP2A7	C3	TP335	B8	TP530	F6
TP2A8	C3	TP336	B8	TP531	F6
TP2A9	C3	TP337	B8	TP532	F6
TP2T0	B5	TP338	B8	TP533	F6
TP2T1	C5	TP339	B8	TP534	F6
TP2T2	C6	TP340	B8	TP535	F6
TP2T3	C5	TP341	B8	TP536	F6
TP301	C7	TP342	B7	TP540	E8
TP303	C7	TP344	C8	TP541	E8
TP304	B7	TP345	D8		
TP305	C7	TP346	D8		

• DVD P.C. BOARD(COMPONENT SIDE)

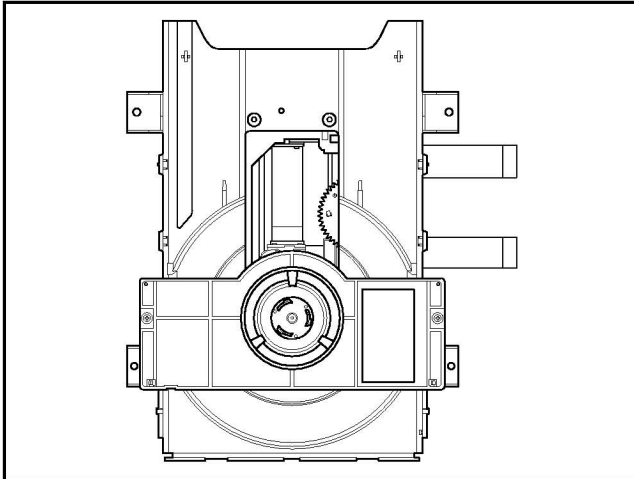


C201	04	C285	04	C2M6	K2	C527	J7	L502	J4	R290	05	R2G7	M2	R358	07
C202	L2	C286	04	C2M7	L2	C528	J7	L503	I3	R291	M5	R2G9	N2	R359	07
C203	M5	C287	M3	C2M8	L2	C529	J7	L504	I3	R2A1	L1	R2M1	L3	R360	07
C204	M5	C288	M3	C2M9	K2	C530	I7	L505	J2	R2A6	N2	R2M2	L3	R361	07
C205	M3	C290	L5	C2N1	L2	C531	I7	L506	J5	R2A9	O2	R2M3	L3	R362	07
C206	M5	C291	M5	C2N3	K3	C532	I7	P3301	O7	R2B0	K1	R2M5	L3	R363	07
C207	N3	C292	M5	C2N4	K2	C533	I6	P5101	H3	R2B1	K1	R2M6	L3	R364	L8
C208	N3	C293	O6	C301	L7	C534	I6	P5501	J1	R2B2	K1	R2M7	L3	R365	L8
C209	N3	C294	N6	C302	M7	C535	I6	PMD02	L1	R2B3	K1	R2M8	L3	R366	L8
C210	M4	C295	M6	C303	M7	C536	I6	PMD03	H5	R2B4	K1	R2M9	L3	R367	L8
C211	M3	C296	N6	C304	N8	C538	J3	Q2A1	K1	R2B5	M1	R2N0	L3	R368	L8
C212	M3	C2A0	N2	C305	M8	C539	L7	Q2A2	M1	R2B6	M1	R2N1	K3	R3F1	M8
C213	M4	C2A3	N1	C306	L7	C540	K6	Q2A5	N2	R2B7	M1	R2N2	K3	R3F2	N8
C214	N3	C2A4	N1	C307	I5	C541	K7	Q2A6	N2	R2B8	M1	R2N3	K3	R3F3	N7
C215	04	C2A5	N1	C308	I3	C542	J2	Q2M1	K2	R2B9	O1	R2N4	K3	R3F4	N7
C216	04	C2A6	N1	C309	J3	C543	K7	R201	M4	R2C0	O2	R2N5	K3	R3F5	N8
C224	M4	C2A7	N1	C314	I5	C544	J2	R202	M2	R2C4	N2	R2N6	K3	R501	J8
C225	L4	C2A8	N1	C316	M8	C551	I1	R203	L2	R2C5	N2	R2N7	K3	R504	K7
C226	L4	C2A9	N1	C317	J3	C552	J2	R204	L2	R2C6	N1	R2N8	I5	R505	K7
C229	L4	C2B0	N1	C318	J4	C553	J2	R207	M5	R2C7	N1	R2N9	I5	R506	K7
C230	M3	C2B3	N2	C319	I4	C554	J2	R217	O4	R2C8	N1	R2P0	K3	R521	L7
C231	M3	C2B4	N2	C320	I4	C555	J1	R218	O4	R2C9	N1	R2P1	H5	R522	L7
C232	N3	C2B5	N2	C3F1	N7	D201	M3	R219	O4	R2D0	O2	R2P2	K2	R523	L7
C238	O3	C2B8	O2	C3F2	N7	D2A1	K1	R220	O4	R2D1	M1	R2P3	K2	R525	J5
C239	O4	C2B9	O2	C501	J3	D2A2	M1	R229	O4	R2D2	M1	R2P7	K3	R531	I2
C240	N3	C2C1	M1	C503	K7	D2A3	N2	R230	O5	R2D3	M1	R2P8	K2	R532	I2
C242	O4	C2C2	O1	C504	J3	IC201	N4	R231	O5	R2D4	M1	R2P9	K2	R533	I2
C245	O4	C2C3	O1	C506	J4	IC203	N6	R232	O5	R2D5	N2	R2Q1	K2	R534	J2
C251	M4	C2C4	M2	C507	J4	IC206	M5	R233	O5	R2D6	L1	R302	M8	R535	I2
C252	L4	C2C5	M2	C508	I5	IC2A1	N2	R234	O5	R2D8	O1	R303	M8	R536	J2
C253	L4	C2C6	M2	C509	I5	IC2A2	L2	R235	O5	R2D9	O1	R306	L7	R537	J2
C254	L4	C2C7	M2	C510	J5	IC2A4	O1	R236	O5	R2E6	N2	R307	L8	R539	J1
C255	L4	C2C8	M2	C511	J5	IC2M1	L2	R237	O5	R2E7	N2	R308	L8	R588	L7
C258	L4	C2C9	M2	C512	J5	IC301	M8	R239	M5	R2E8	M2	R309	L7	R589	L7
C260	N3	C2D0	J1	C513	J5	IC305	J4	R240	M6	R2E9	O1	R310	L8	R590	L7
C261	M6	C2D1	M1	C514	J5	IC3F1	N8	R241	M5	R2F1	N2	R317	L7	R591	L7
C262	O6	C2D2	K1	C515	K5	IC501	J6	R242	M6	R2F2	N2	R318	L8	R597	O8
C263	M6	C2D3	M1	C516	K5	IC502	J2	R243	M6	R2F3	N2	R319	L8	TP216	N3
C264	M6	C2D4	K1	C517	K5	IC506	I3	R252	N3	R2F4	N2	R320	L8	TP343	L8
C265	O6	C2D5	K1	C518	K6	L201	N3	R273	O4	R2F5	M1	R321	M8	TP347	L8
C272	M4	C2D6	K1	C519	K6	L203	N3	R274	O4	R2F6	M2	R350	O6	TP348	M8
C273	M4	C2D7	O1	C520	K6	L206	M6	R275	O4	R2F7	M2	R351	O6	TP349	M8
C274	M3	C2D9	N1	C521	K6	L207	L3	R276	O3	R2F8	M2	R352	N7	TP501	K6
C278	N3	C2M1	K2	C522	K7	L2A1	M2	R277	O4	R2F9	M2	R353	N7	X201	M5
C279	O4	C2M2	L3	C523	J4	L2A2	K1	R278	M4	R2G1	M2	R354	N7	X501	K6
C280	N3	C2M3	L3	C524	K6	L301	L7	R279	M4	R2G2	M2	R355	N7		
C281	O4	C2M4	L3	C525	K7	L302	J4	R281	M5	R2G3	M2	R356	O7		
C284	M2	C2M5	K3	C526	J7	L3F1	N7	R282	M3	R2G4	M2	R357	O7		

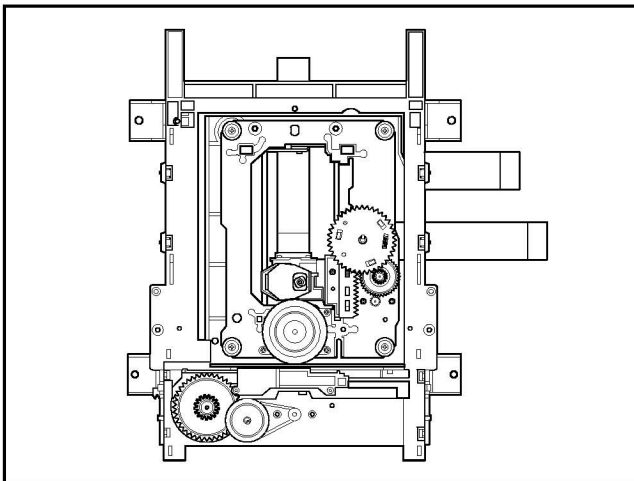
SECTION 4. MECHANISM

■ DECK MECHANISM PARTS LOCKATION

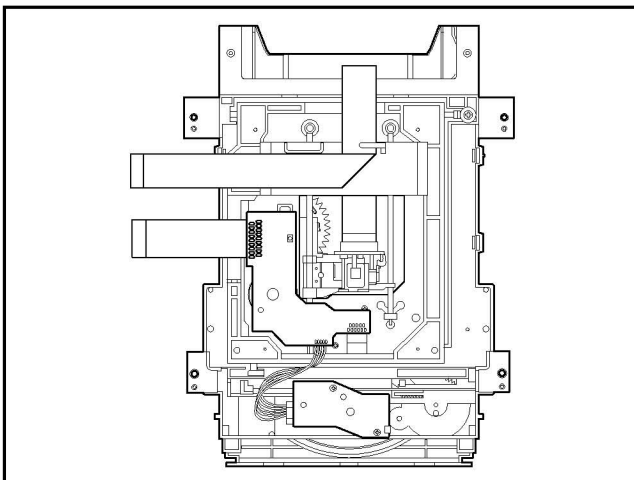
• Top View(With Tray)



• Top View(Without Tray)



• Bottom View



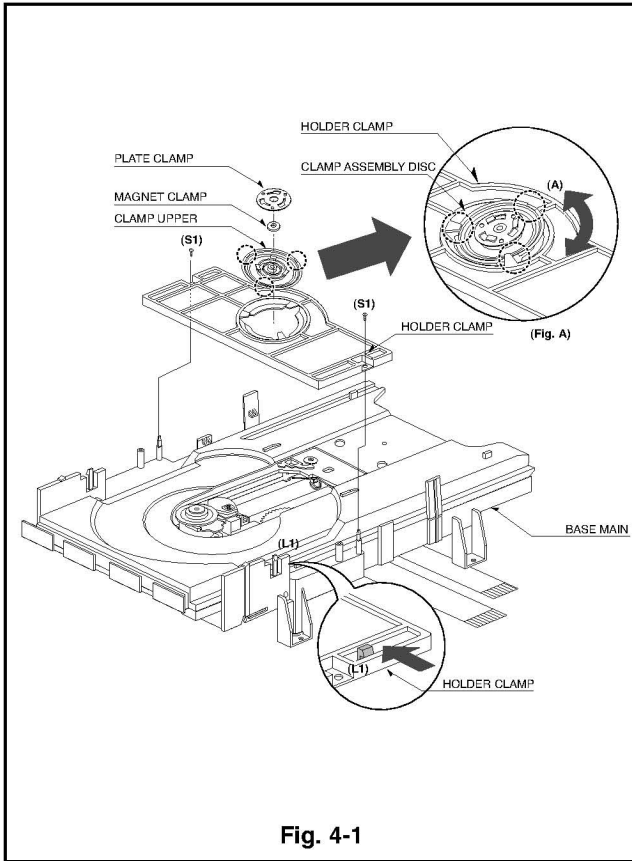
Procedure	Parts	Fixing Type	Disassembly	Figure
Starting No.				
1	Holder Clamp	2 Screws, 2 Locking Tabs		4-1
1	2 Clamp Assembly Disc			4-1
1, 2	3 Plate Clamp			4-1
1, 2, 3	4 Magnet Clamp			4-1
1, 2, 3, 4	5 Clamp Upper			4-1
1	6 Tray Disc			4-2
1, 6	7 Base Assembly Sled			4-3
1, 2, 6	8 Gear Assembly Feed	4 Screws, 1 Connector 1 Locking Tabs		4-3
1, 2, 6, 8	9 Gear Middle			4-3
1, 2, 6, 8, 9	10 Gear Assembly Rack	1 Screw		4-3
1, 2, 7	11 Rubber Rear			4-3
1, 2, 7	12 Frame Assembly Up/Down	1 Screw	Bottom	4-4
1, 2	13 Belt Loading	1 Locking Tab		4-4
1, 2, 13	14 Gear Pulley			4-4
1, 2, 13, 14	15 Gear Loading	1 Locking Tab		4-4
1, 2, 7, 12, 13, 14	16 Guide Up/Down			4-4
1, 2, 13	17 PWB Assembly Loading	1 Locking Tab 1 Hook 2Screw	Bottom	4-4
1, 2, 7, 12, 13, 14, 15, 16, 17	18 Base Main	2 Locking Tabs		4-4

Note

When reassembling, perform the procedure in reverse order.

The "Bottom" on Disassembly column of above Table indicates the part should be disassembled at the Bottom side.

■ DECK MECHANISM DISASSEMBLY



1. Holder Clamp (Fig. 4-1)

- 1) Release 2 Screws(S1).
- 2) Unhook 2 Locking Tabs(L1).
- 3) Lift up the Holder Clamp and then separate it from the Base Main.

1-1. Clamp Assembly Disc

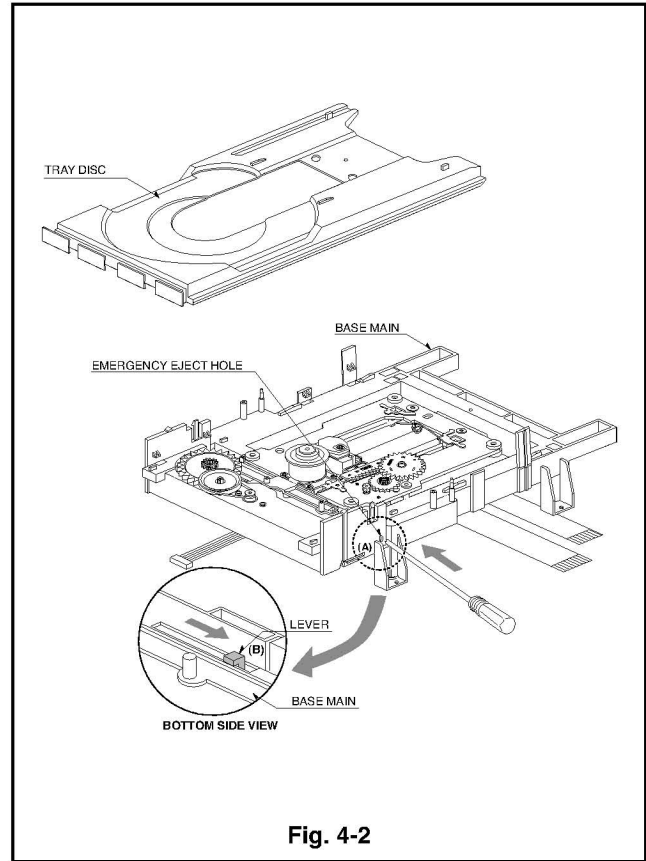
- 1) Place the Clamp Assembly Disc as Fig. (A)
- 2) Lift up the Clamp Assembly Disc in direction of arrow(A).
- 3) Separate the Clamp Assembly Disc from the Holder Clamp.

1-1-1. Plate Clamp

- 1) Turn the Plate Clamp to counterclockwise direction and then lift up the Plate Clamp.

1-1-2. Magnet Clamp

1-1-3. Clamp Upper



2. Tray Disc (Fig. 4-2)

- 1) Insert and push a Driver in the emergency eject hole(A) at the right side, or put the Driver on the Lever(B) of the Gear Emergency and pull the Lever(B) in direction of arrow so that the Tray Disc is ejected about 15~20mm.
- 2) Pull the Tray Disc until it is separated from the Base Main completely.

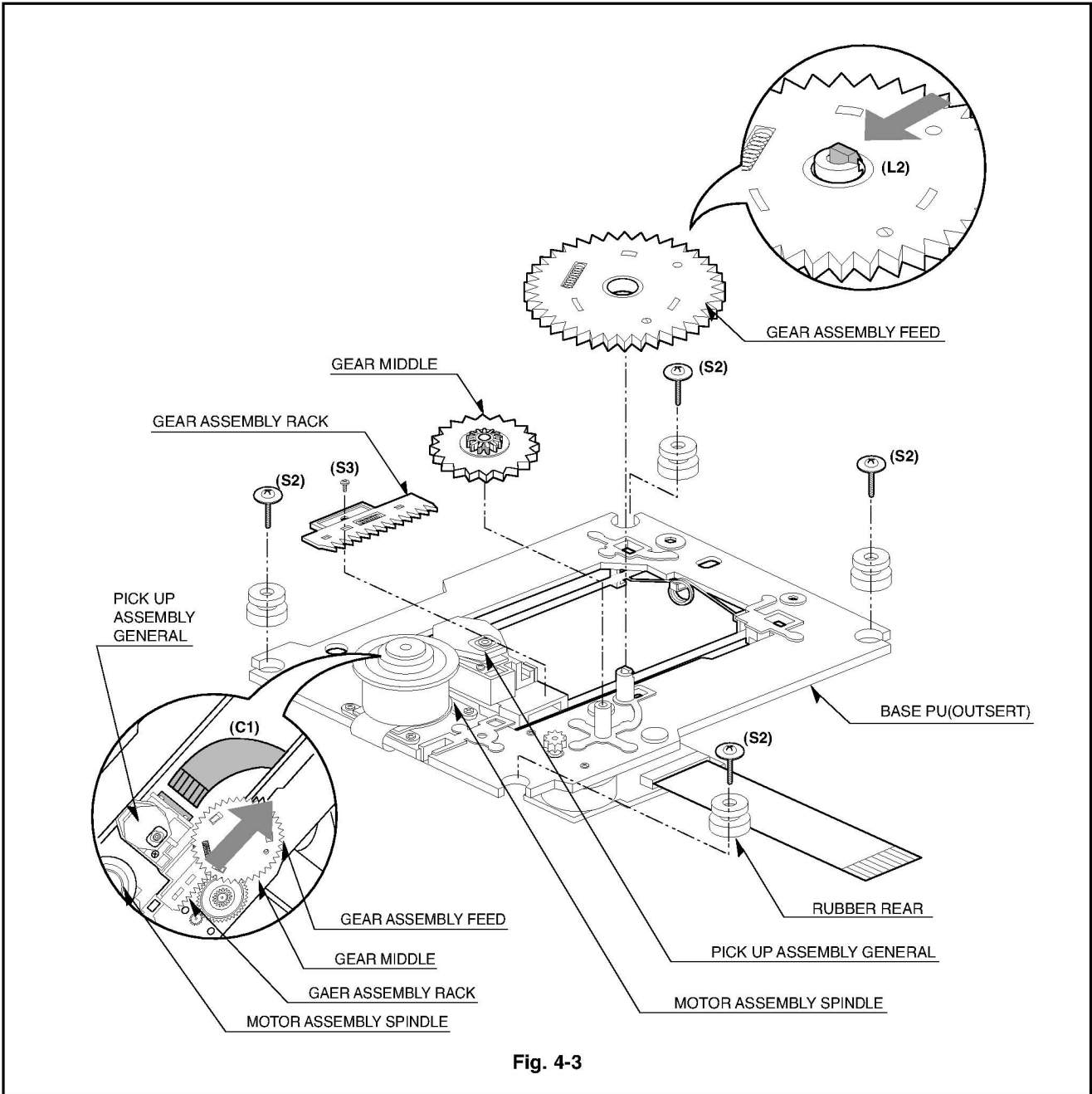


Fig. 4-3

3. Base Assembly Sled (Fig. 4-3)

- 1) Release 4 Screw(S2).
- 2) Disconnect the FFC Connector(C1)

3-1. Gear Assembly Feed

- 1) Unhook the Locking Tab(L2) in direction of arrow.

3-2. Gear Middle

3-3. Gear Assembly Rack

- 1) Release the Scerw(S3)

4. Rubber Rear (Fig. 4-3)

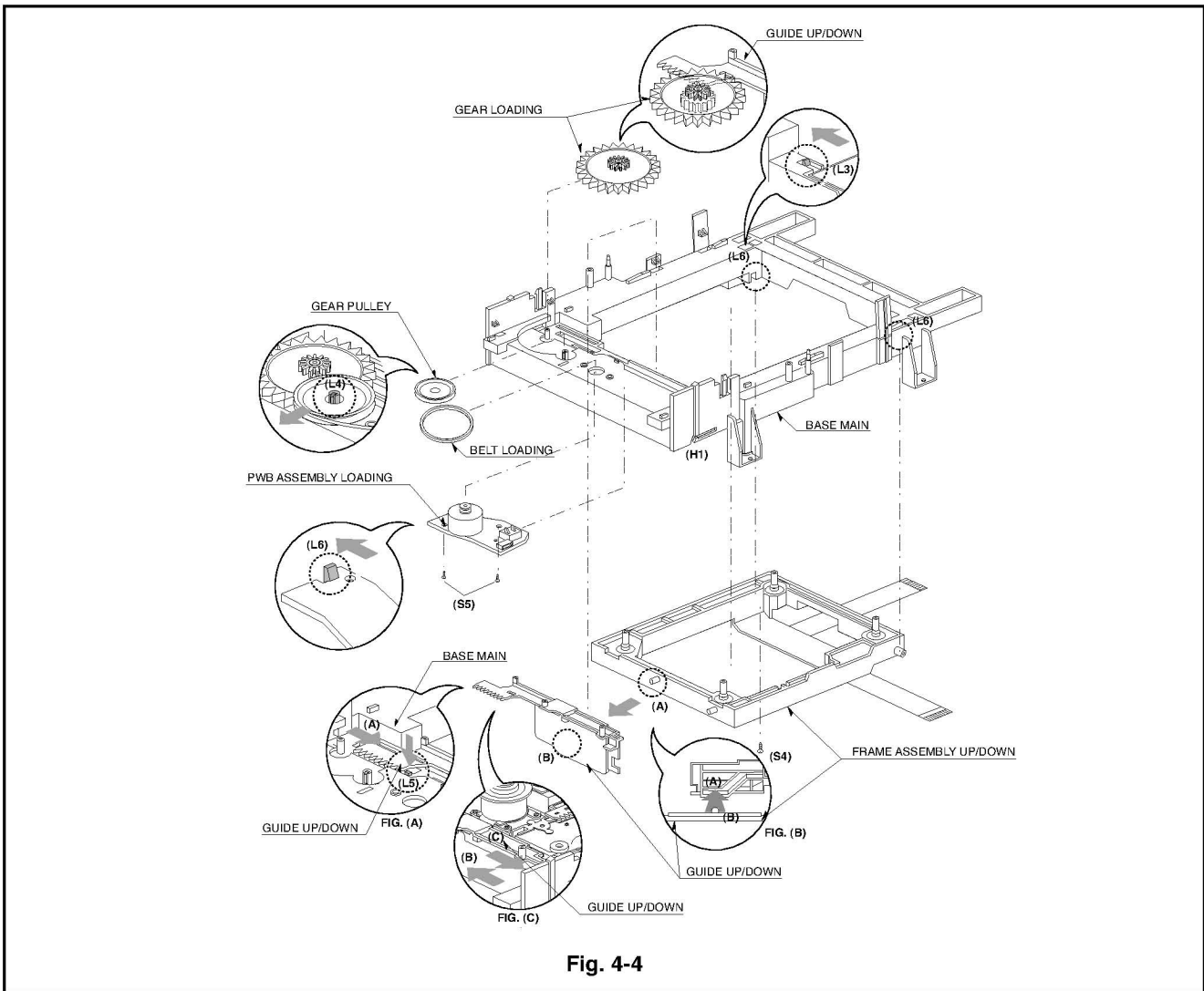


Fig. 4-4

5. Frame Assembly Up/Down

Note

Put the Base Main face down(Bottom Side)

- 1) Release the Screw(S4)
- 2) Unlock the Locking Tab(L3) in direction of arrow and then lift up the Frame Assembly Up/Down to separate it from the Base Main.

Note

- When reassembling move the Guide Up/Down in direction of arrow(C) until it is positioned as Fig.(C).
- When reassembling insert (A) portion of the Frame Assembly Up/Down in the (B) portion of the Guide Up/Down as Fig.(B)

6. Belt Loading(Fig. 4-4)

Note

Put the Base Assembly Main on original position(Top Side)

7. Gear pulley (Fig. 4-4)

- 1) Unlock the Locking Tab(L4) in direction of arrow(B) and then separate the Gear Pulley from the Base Main.

8. Gear Loading (Fig. 4-4)

9. Guide Up/Down (Fig. 4-4)

- 1) Move the Guide Up/Down in direction of arrow(A) as Fig.(A)
- 2) Push the Locking Tab(L5) down and then lift up the Guide Up/Down to separate it from the Base Main.

Note

When reassembling place the Guide Up/Down as Fig.(C) and move it in direction arrow(B) until it is locked by the Locking Tab(L5). And confirm the Guide Up/Down as Fig.(A)

10. PWB Assembly Loading

Note

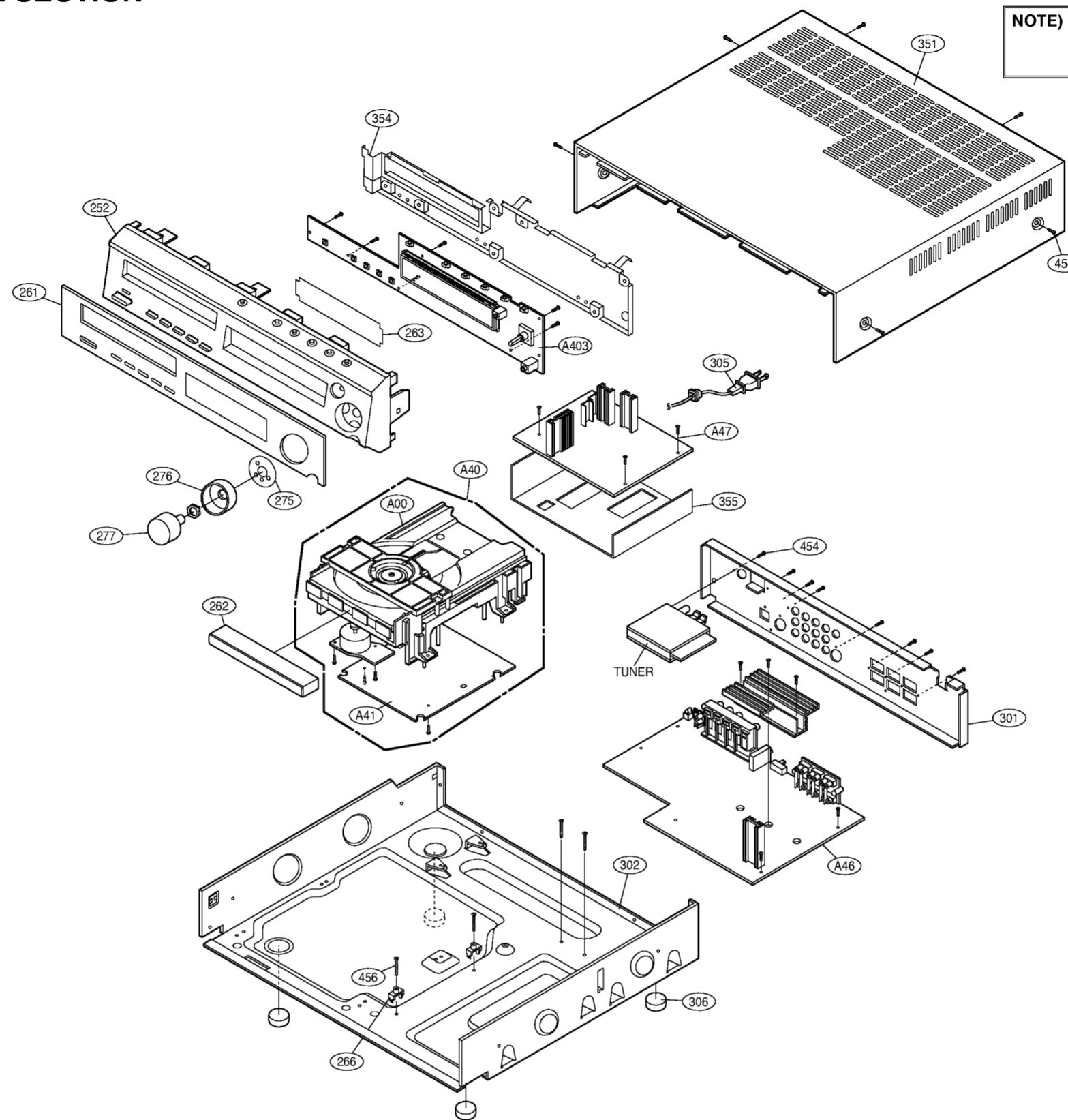
Put the Base Main face down(Bottom Side)

- 1) Release 2 Screws(S5)
- 2) Unhook the Loading Motor Connector (C2) from the Hook (H1) on the Base Main.
- 3) Unlock 2 Locking Tabs(L6) and separate the PWB Assembly Loading from the Base Main.

11. Base Main(Fig. 4-4)

SECTION 5. EXPLODED VIEWS

• CABINET AND MAIN FRAME SECTION

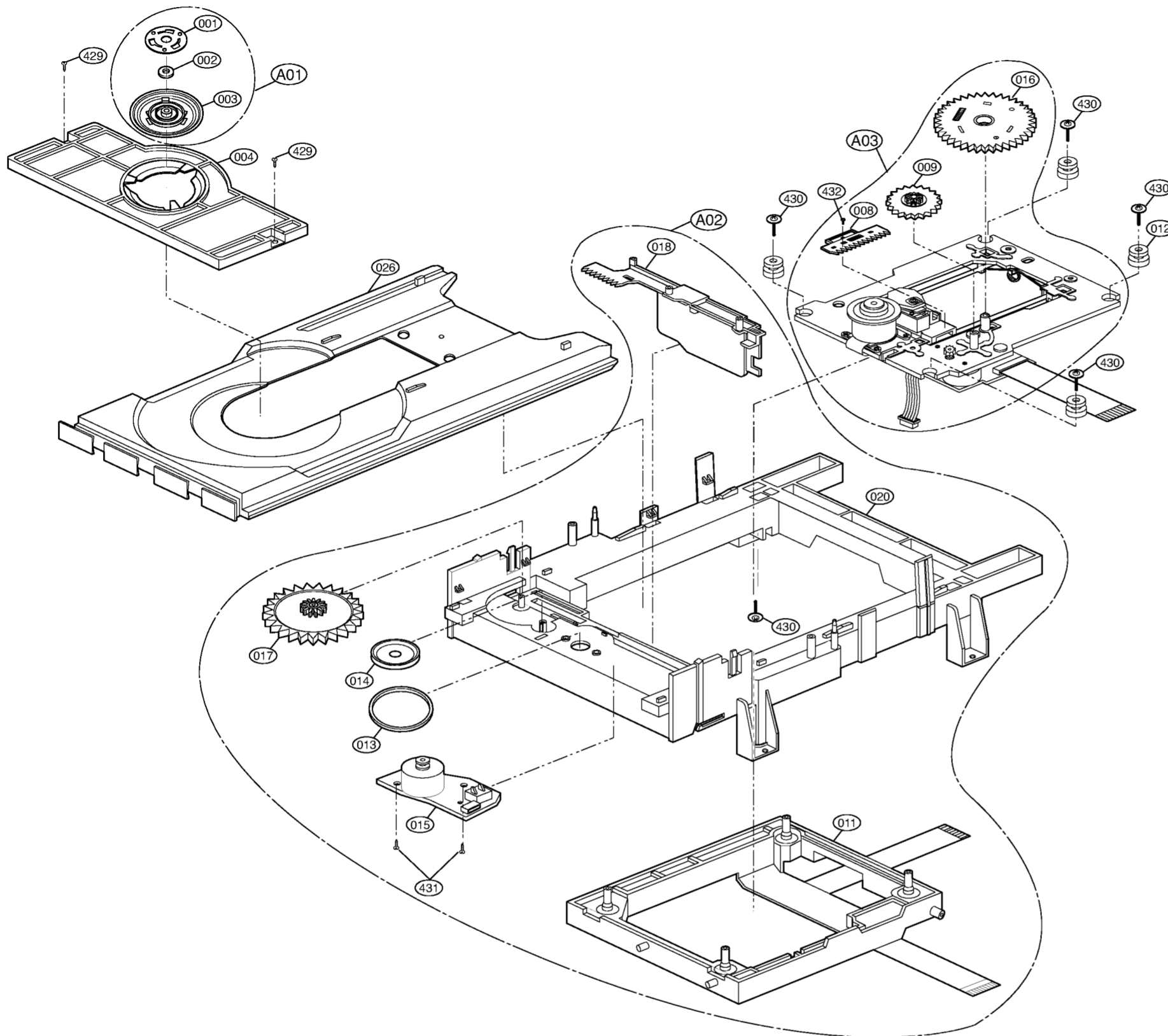


NOTE) Refer to "SECTION 7 REPLACEMENT PARTS LIST" in order to look for the part number of each part.

5-1

5-2

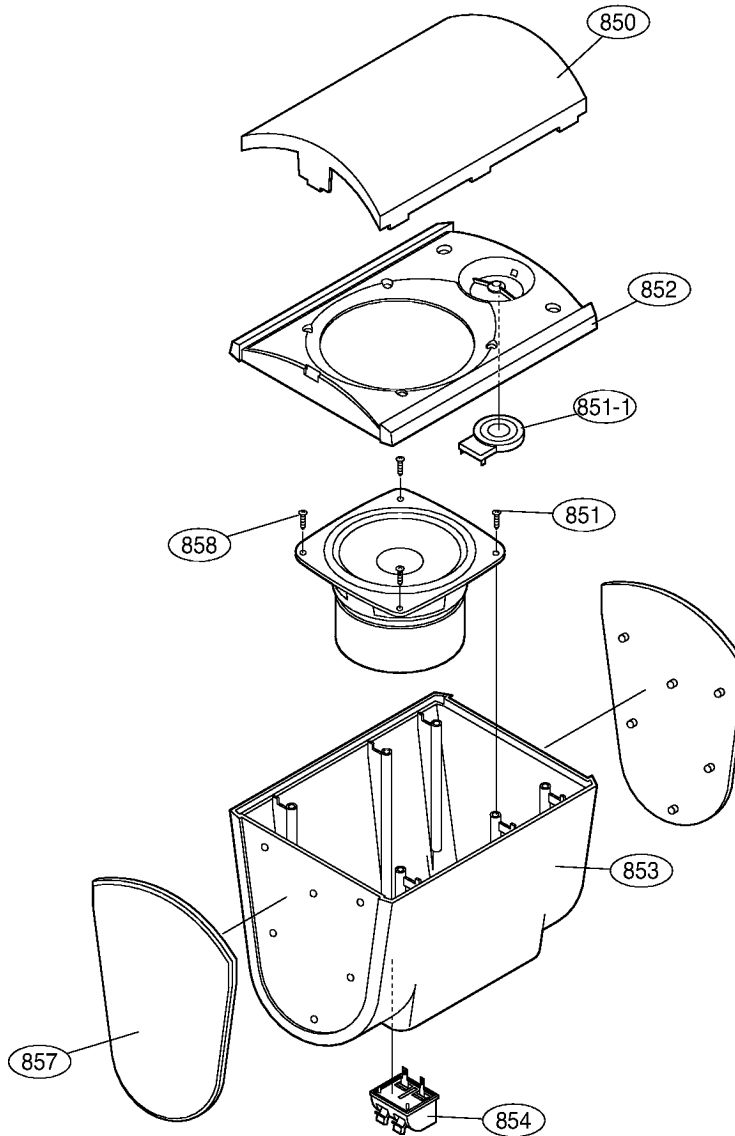
• Deck Mechanism Exploded View



LOCA.NO.	PART NO	DESCRIPTION	SPECIFICATION
A00	6721RJ0354A	DECK ASSEMBLY,VIDEO	DP-5RM MULTI-HZ
A01	4861R-0006B	CLAMP ASSEMBLY	DISC(DP2)-SH
A02	3041R-0057A	BASE ASSEMBLY	MAIN(DP-4R MULTI)-HZ
A03	3041R-D001A	BASE ASSEMBLY	DP5 MULTI (SLED)- HZ
001	3300R-0547A	PLATE	CLAMP
002	5016H-1016B	MAGNET	CLAMP(LDM-R608,10*5,1*1.5T)
003	4860R-0006A	CLAMP	UPPER
004	4930R-0171A	HOLDER	CLAMP
008	4470R-0047A	GEAR	ASSY RACK
009	4470R-0053A	GEAR	MIDDLE
011	3210R-0058A	FRAME	UP/D (MULTI)
012	5040R-0047B	RUBBER	DAMPER(E2,5040H-1054A),CHUNPOO
012A	5040R-0047D	RUBBER	DAMPER(HARDNESS=30),DARKGREEN
013	4400R-0006A	BELT	LOADING
014	4470R-0055A	GEAR	PULLEY
015	6871R-4415E	PWB(PCB) ASSEMBLY,TOTAL	LOADING DP-4R MULTI HZ
016	4470R-0050A	GEAR	ASSY FEED
017	4470R-0056A	GEAR	LOADING
018	4974R-0023A	GUIDE	UP/DOWN
020	3040R-0076A	BASE	MAIN(DP-5RM MULTI)
026	3390R-0012A	TRAY	DISC(DP-5RM MULTI)
429	1SZZR-0012A	SCREW,	B-TITE
430	1SZZH-1003A	SCREW,	+ D2.0 6MM SWRCH16A/NIY 4.5MM
431	1SZZH-1007B	SCREW,DRAWING	+ D2.0 6MM SWRCH16A/ZNBK 4MM 1
432	1SZZR-0011A	SCREW,	MACHINE

SECTION 6. SPEAKER PART

MODEL: FE-5620TE

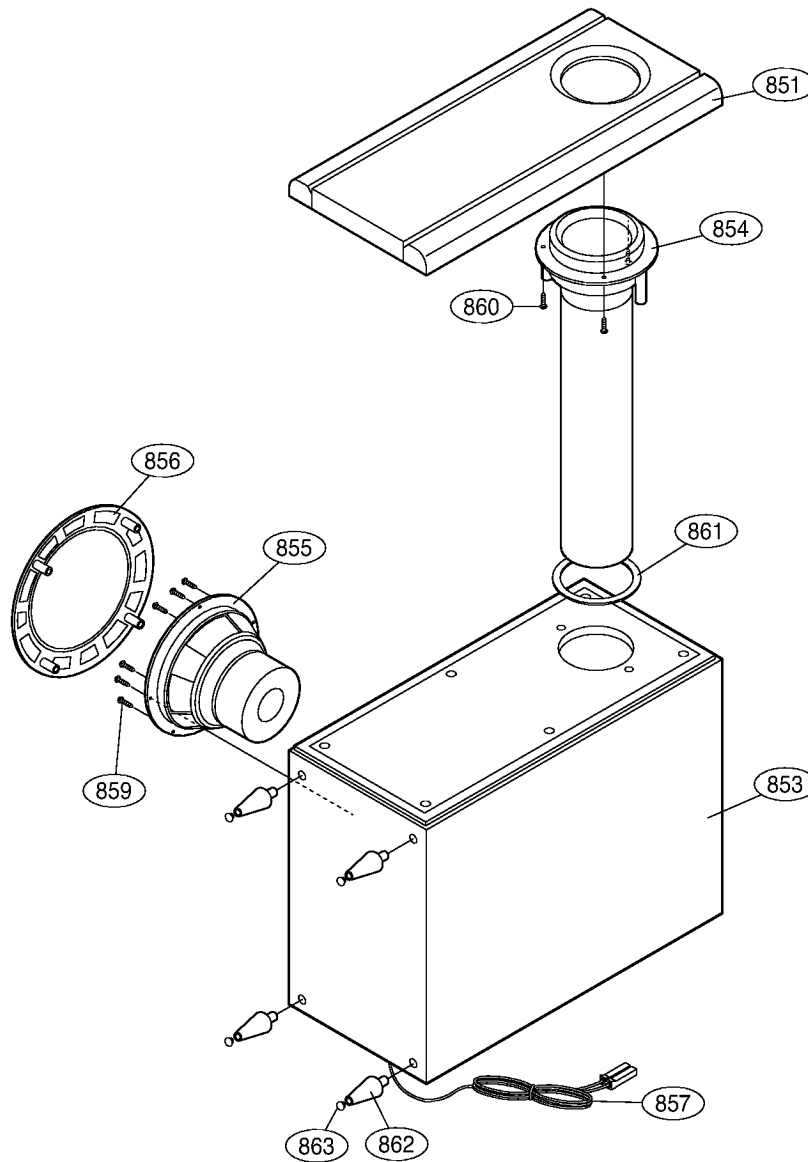


RUN DATE : 21.JUNE.2002

LOCA.NO.	PART NO.	DESCRIPTON	SPECIFICATION	REMARKS
850	3530RMM015A	GRILLE	METAL FE-5600TE STANDARD	
851	6400WETC01A	SPEAKER,WOOFER	08P60EHC1390J EAW WOOFER 8 OHM	
851-1	6400DBHX01A	SPEAKER,TWEETER	SN11AP06D BALHAE TWEETER(DOME)	
852	3720RMF023A	PANEL,FRONT	FRONT FE-5600TE STANDARD	
853	3110RM0008A	CASE	REAR FE-5600TE STANDARD	
854	6871RU5771A	PWB(PCB) ASSEMBLY,SUBSET(AUDIO	NW ASSY FE-5620TE 1.5 UF NEGAT	
857	3806RM0010A	DECO	PLATE FE-5600TE STANDARD (TOP/	
858	353M025U	SCREW,DRAWING	+ 2 D3.0 L27.0 MSWR3/FZB	

SECTION 6. SPEAKER PART

MODEL: FE-5620WE



RUN DATE : 21.JUNE.2002

LOCA.NO.	PART NO.	DESCRIPTON	SPECIFICATION	REMARKS
851	3720RMF024A	PANEL,FRONT	FRONT FE-5600WE STANDARD	
853	3091RMW030A	CABINET ASSEMBLY	FE-5600WE ALL PB12T	
854	5208RM0004A	DUCT	MOLD FRONT FE-5600WE STANDARD	
855	6400WETN01A	SPEAKER,WOOFER	18P90EHC1391 EAW WOOFER 4 OHM	
856	3701RM0021A	NET ASSEMBLY	NET ASSY FE-5620WE	
857	6871RU3091C	PWB(PCB) ASSEMBLY,SUBSET(AUDIO	FE-5620WE HOUSING +AWG22 3.5M	
859	353M050C	SCREW	BH 3.5X16 FBK	
860	353M050M	SCREW,DRAWING	+ 2 D3.5 L10.0 MSWR3/FZY	
861	4766RM0020A	FELT	EVA FE-5620WE DUCT BLACK	
862	3806RM0011A	DECO	FOOT MOLD FE-5600WE (1X4 EA)	
863	3610RM0002A	FOOT	RUBBER FE-5620WE STANDARD 4 EA	