



LG Electronics Inc.

LG Electronics Inc.

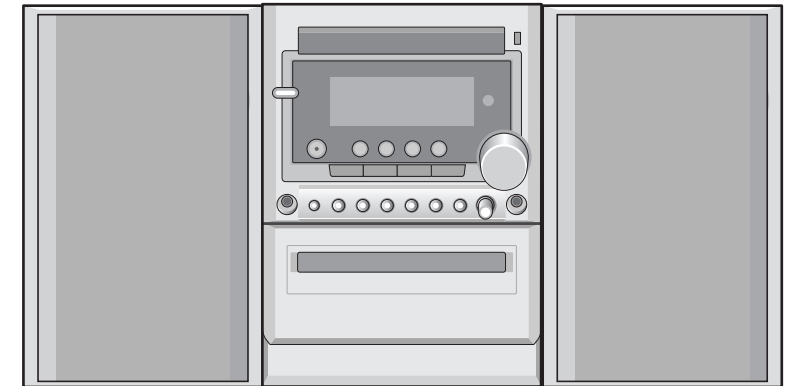
SERVICE MANUAL
MODEL: LX-V340A, LXS-V340V



MICRO COMPONENT SYSTEM **SERVICE MANUAL**

CAUTION


BEFORE SERVICING THE UNIT, READ THE "SAFETY PRECAUTIONS" IN THIS MANUAL.



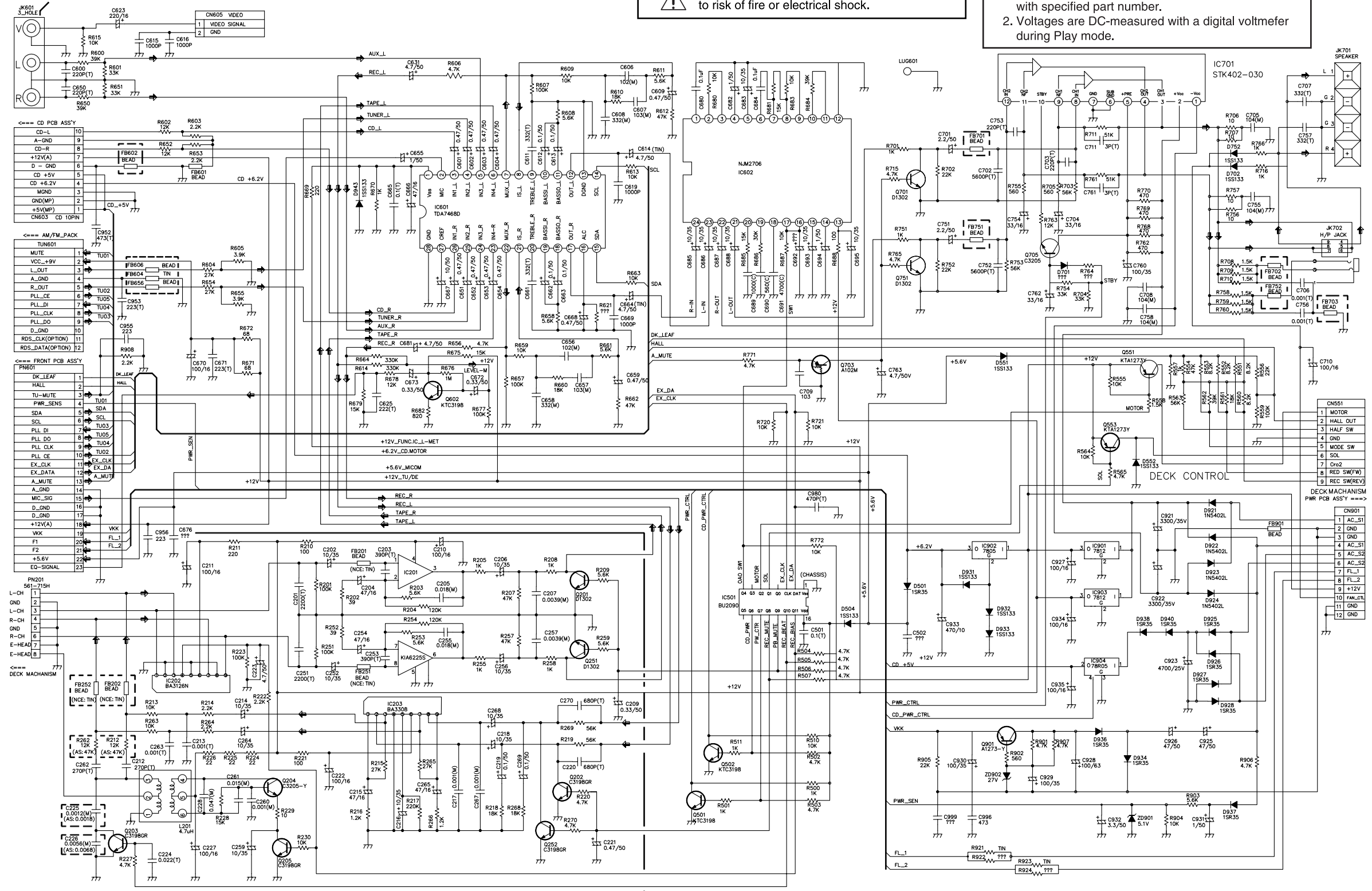
MODEL: LX-V340A, LXS-V340V

SCHEMATIC DIAGRAMS

MAIN SCHEMATIC DIAGRAM

NOTE: Warning
 Parts that are shaded are critical With respect to risk of fire or electrical shock.

NOTE:
 1. Shaded(■) parts are critical for safety. Replace only with specified part number.
 2. Voltages are DC-measured with a digital voltmeter during Play mode.



P : POWER SAVING TL : TUNER LW BAND G : GOST-K/R
 N2 : 220V ONLY TS : TUNER SW BAND NCE : NON CE AREA
 N1 : 120V ONLY TO : ORIT BAND R : RDS OPTION
 ND : DOUBLE VOLTAGE TJ : JAPAN BAND UL : UL AREA
 O : ONLY D : DE-EMPHASIS 75MICRO SEC AX : GOST-K/R
 N : NONPOWER SAVING T2 : 2-BAND
 AS : DECK AUTOSTOP AR : DECK AUTO REVERSE

D.SCHEMATIC MAIN
 LX-V340(MAIN)
 VD SI0400737(30W)

FRONT SCHEMATIC DIAGRAM

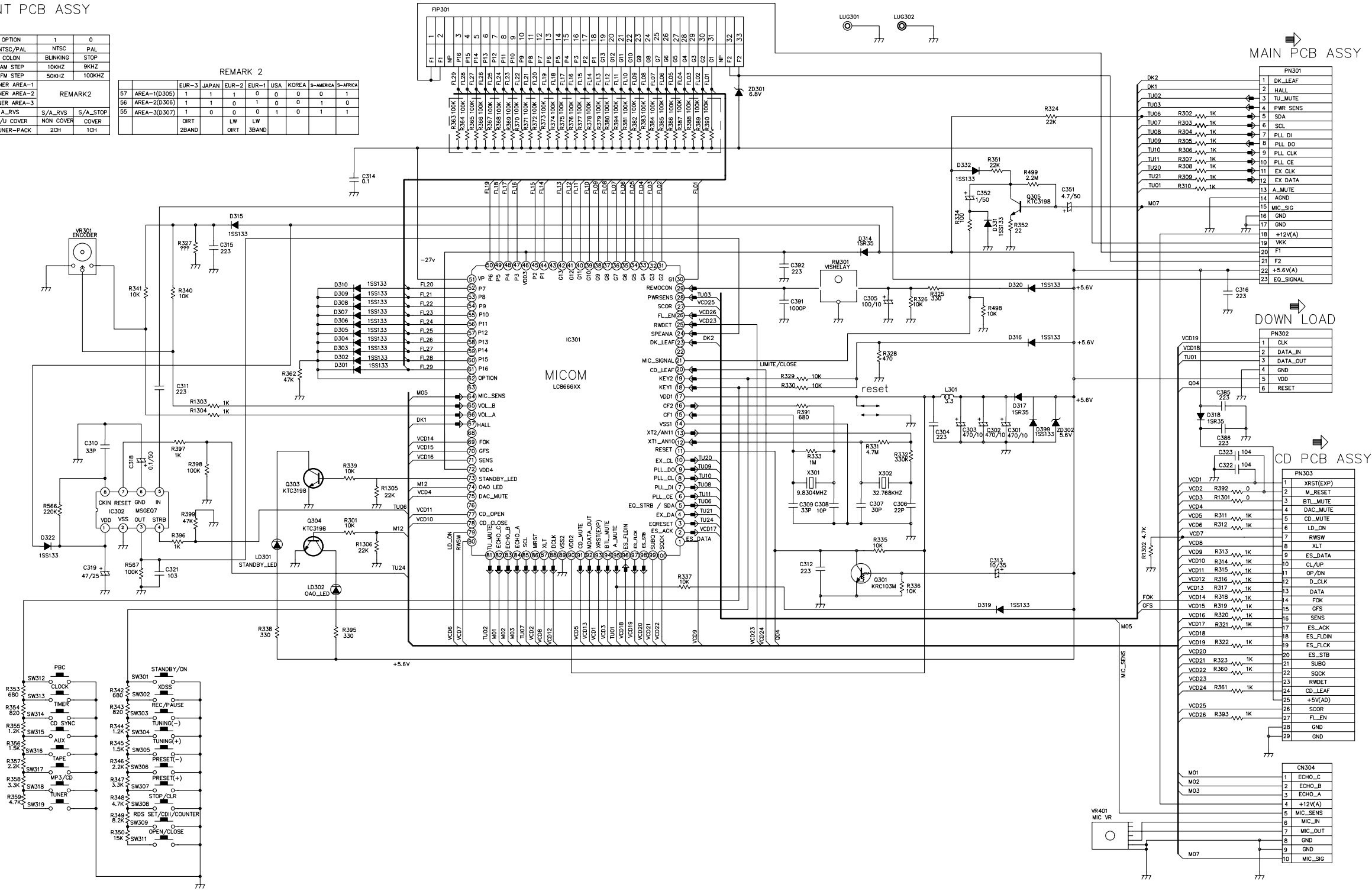
FRONT PCB ASSY

P.N	DIODE	OPTION	1	0
61	P16	D301	NTSC/PAL	NTSC
60	P15	D302	COLON	BLINKING
59	P14	D303	AM STEP	10KHZ
58	P13	D304	FM STEP	50KHZ
57	P12	D305	TUNER AREA-1	100KHZ
56	P11	D306	TUNER AREA-2	
55	P10	D307	TUNER AREA-3	
54	P9	D308	A_L_RVS	S/A_RVS
53	P8	D309	P/U COVER	NON COVER
52	P7	D310	TUNER-PAK	2CH
				1CH

REMARK 2

	EUR-3	JAPAN	EUR-2	EUR-1	USA	KOREA	S-AMERICA	S-AFRICA
57	AREA-1(D305)	1	1	0	0	0	0	1
56	AREA-2(D306)	1	1	0	1	0	0	1
55	AREA-3(D307)	1	0	0	0	1	0	1

	ORT	2BAND	LW	ORT	3BAND

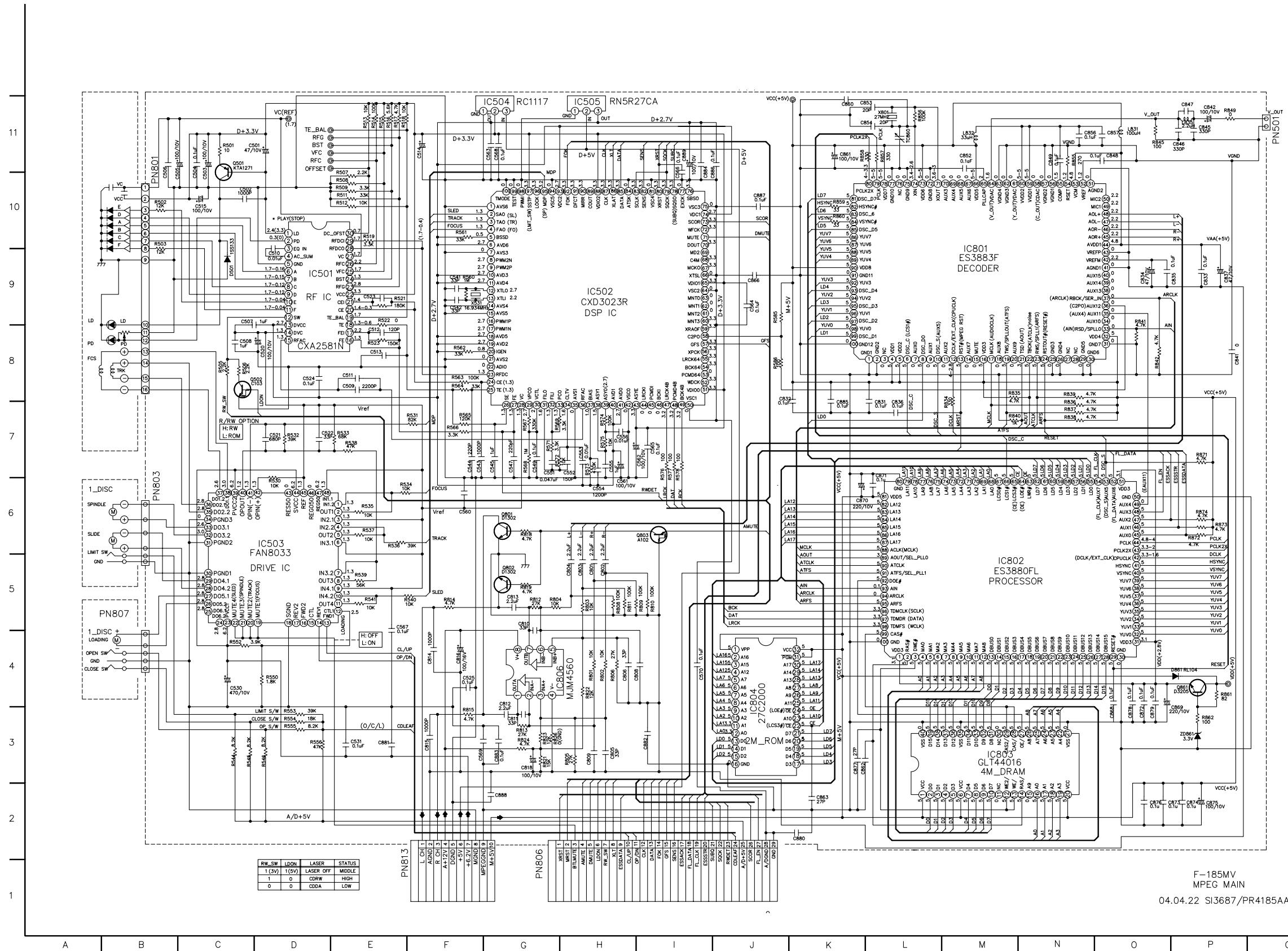


P : POWER SAVING TL : TUNER LW BAND G : GOST-K/R
 N2 : 220V ONLY TS : TUNER SW BAND NCE : NON CE AREA
 N1 : 120V ONLY TO : ORIT BAND R : RDS OPTION
 ND : DOUBLE VOLTAGE TJ : JAPAN BAND UL : UL AREA
 N : NON-POWER SAVING D : DE-EMPHASIS 75MICRO SEC AX : GOST-K/R
 AS : DECK AUTO STOP T2 : 2-BAND
 AR : DECK AUTO REVERSE

D.SCHEMATIC FRONT
 LX-V340_FRONT
 SI0400738

CDP SCHEMATIC DIAGRAM

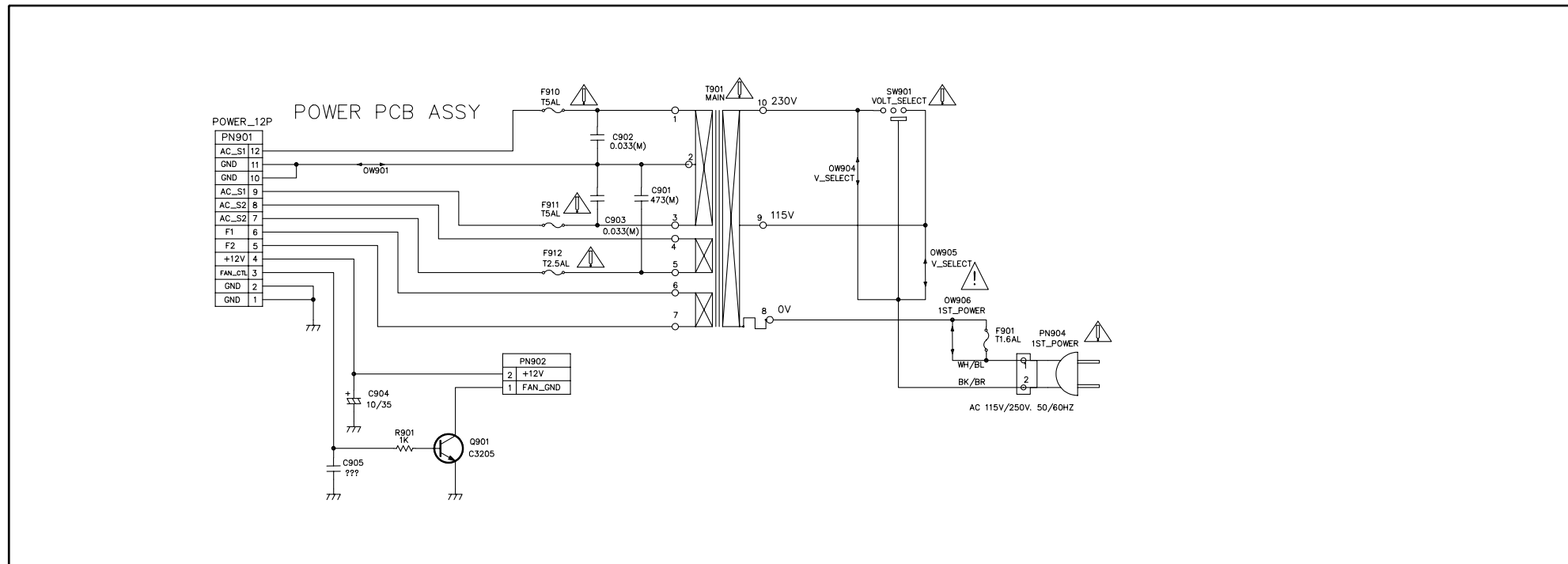
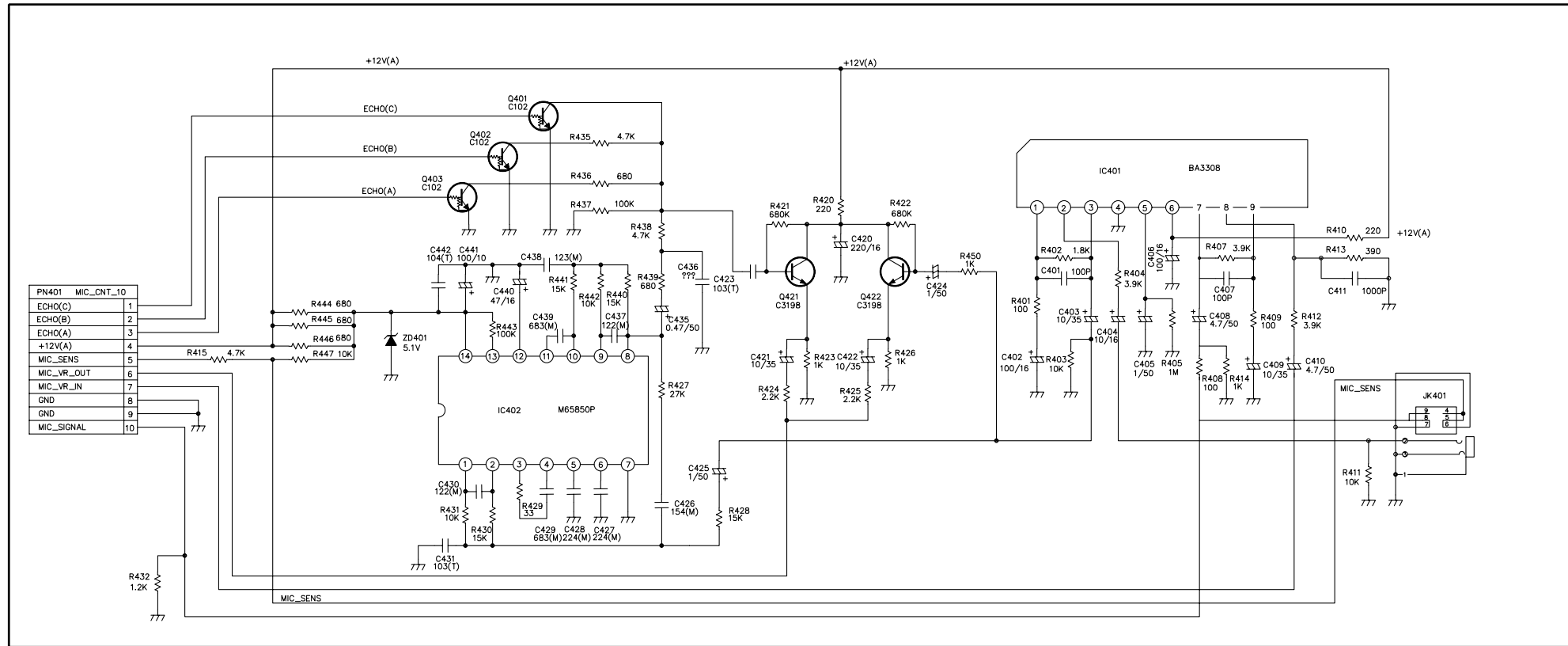
LOCATION GUIDE



C501	C11	C887	J10	R222	H4
C502	C10	C888	G2	R223	G3
C503	C10	C889	I11	R224	G3
C504	C10	IC501	D9	R226	G3
C505	C10	IC502	H9	R234	M7
B10	IC503	D8	R335	M8	
C507	C10	IC504	G11	R336	N7
C508	C8	IC505	H11	R337	N7
C509	E8	IC801	M9	R338	N7
C510	D9	IC802	M5	R339	N8
C511	E8	IC803	M3	R340	M7
C512	E8	IC804	J3	R341	O9
C513	E8	IC806	H4	R342	O8
C514	F11	L831	O11	R345	O11
C515	C10	L832	M11	R349	P11
C520	D8	L835	P11	R355	N11
C521	D7	PN501	O11	R356	L11
C522	D7	PN801	B10	R357	L11
C523	E9	PN803	B6	R358	K11
C524	D8	PN806	G1	R359	K10
C525	F4	PN807	A5	R360	K10
C530	C4	PN813	F1	R361	P4
C531	E3	C501	C11	R362	P3
C541	F9	Q502	C8	R371	P7
C542	F9	Q801	G6	R372	P6
C543	F7	Q802	G5	R373	P6
C544	F7	Q803	I6	R374	P6
C545	G7	Q861	P4	TC860	L11
C547	G7	R501	C11	Y531	F9
C549	G7	R502	B10	X801	L11
C551	G7	R503	B10	Z861	P3
C552	H7	R505	C8		
C553	H7	R506	C8		
C554	H7	R507	E10		
C555	H7	R508	E10		
C556	H7	R509	E10		
C560	F6	R511	E10		
C561	H6	R512	E10		
C562	I7	R513	E11		
C563	G11	R514	E11		
C564	J9	R515	E11		
C565	I10	R516	E11		
C566	I10	R517	E11		
C567	E5	R518	E11		
C568	G11	R519	E10		
C569	F3	R521	E9		
C570	I4	R522	E9		
C571	H5	R523	E8		
C802	H5	R530	D6		
C803	H5	R531	F7		
C804	H5	R532	D7		
C805	H3	R533	E7		
C806	H4	R534	E6		
C808	H3	R535	E6		
C809	H3	R536	E6		
C810	G5	R537	E6		
C811	G3	R538	E7		
C812	G4	R539	E5		
C813	G5	R540	E5		
C814	F4	R541	E5		
C815	F3	R544	C3		
C816	F4	R545	C3		
C818	G3	R546	D3		
C831	L7	R550	D4		
C832	J8	R552	C4		
C833	P9	R553	D3		
C834	O9	R554	D3		
C835	P9	R555	D3		
C836	L7	R556	D3		
C837	P9	R560	F9		
C841	P8	R561	F10		
C842	P11	R562	F8		
C845	P11	R563	F8		
C846	P11	R564	F8		
C847	P11	R565	F7		
C848	O11	R566	F7		
C849	N11	R567	G7		
C852	M11	R568	G7		
C853	K11	R569	G7		
C854	K11	R571	G7		
C856	N11	R572	G7		
C857	O11	R573	H7		
C860	K11	R574	H7		
C861	K11	R575	H7		
C862	K3	R576	I6		
C863	K2	R577	I6		
C866	J9	R578	I6		
C868	O3	R585	J9		
C869	P3	R586	J8		
C870	K6	R801	H4		
C871	L7	R802	H4		
C872	O3	R803	H5		
C873	O2	R804	G5		
C874	P2	R805	H3		
C875	P2	R806	H4		
C876	O2	R808	H5		
C877	K3	R809	I5		
C878	O3	R810	I5		
C879	O3	R811	H5		
C880	K2	R812	G5		
C881	E3	R813	G3		
C882	I3	R814	F5		
C883	G3	R815	F3		
C884	I10	R818	G6		
C885	K7	R819	G5		
C886	J10	R821	G3		

F=185MV
MPEG MAIN
04.04.22 SI3687/PR4185AA

• POWER/MIC SCHEMATIC DIAGRAM



SCHEMATIC MIC
LX-V340_MIC/POWER
SI0400740