


# SERVICE MANUAL



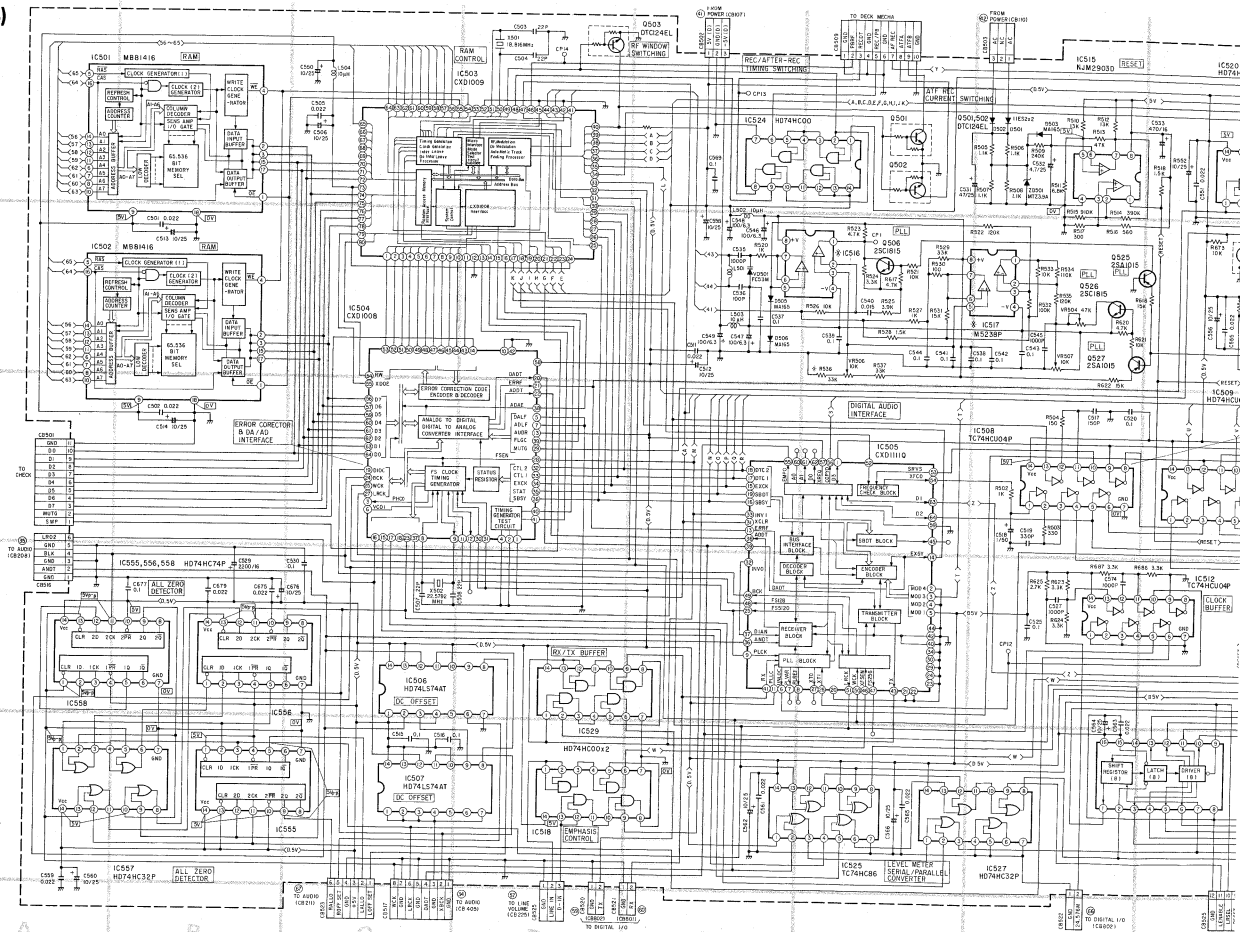
Digital Audio Tape Recorder

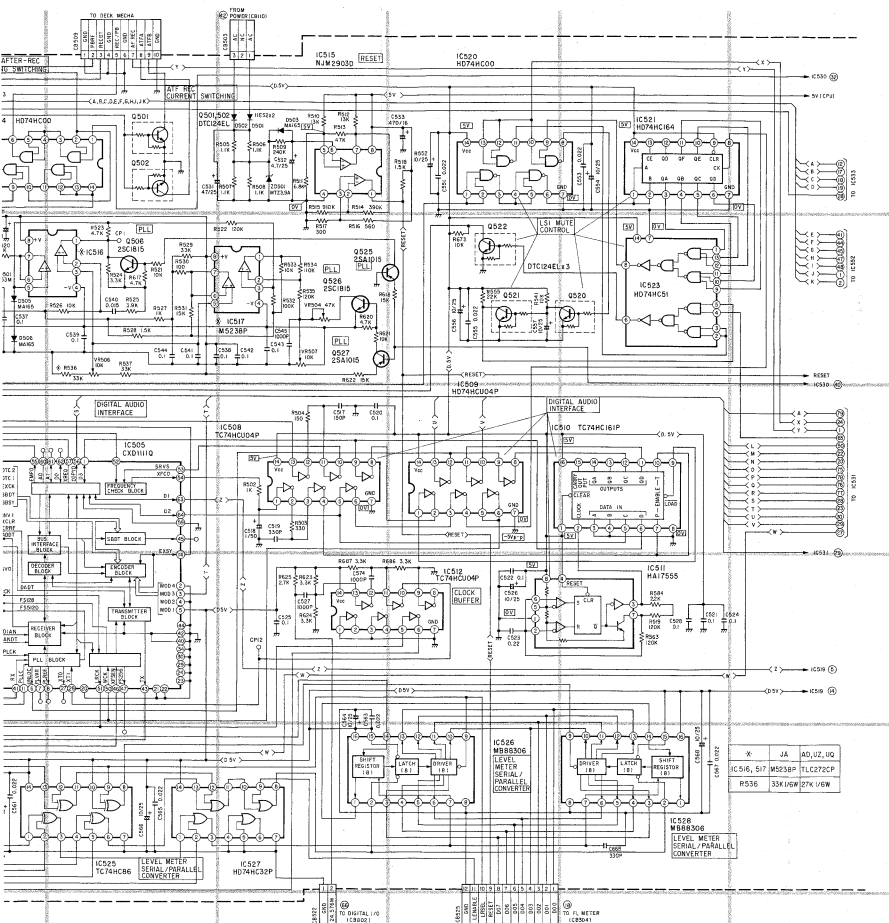
# KD-117

## Temporary



# Schematic Diagram (1/5)





IC515

Pin No.	Non(Inst)
1	5V
2	0V
3	5V
4	0V
5	5V
6	0V
7	5V
8	0V
9	5V
10	0V
11	5V
12	0V
13	5V
14	0V
15	5V
16	0V

IC524

1	5V
2	0V
3	5V
4	0V
5	5V
6	0V
7	5V
8	0V
9	5V
10	0V
11	5V
12	0V
13	5V
14	0V
15	5V
16	0V

IC544

Pin No.	Non(Inst)
1	5V
2	0V
3	5V
4	0V
5	5V
6	0V
7	5V
8	0V
9	5V
10	0V
11	5V
12	0V
13	5V
14	0V
15	5V
16	0V

IC555

1	5V
2	0V
3	5V
4	0V
5	5V
6	0V
7	5V
8	0V
9	5V
10	0V
11	5V
12	0V
13	5V
14	0V
15	5V
16	0V

IC523

1	5V
2	0V
3	5V
4	0V
5	5V
6	0V
7	5V
8	0V
9	5V
10	0V
11	5V
12	0V
13	5V
14	0V
15	5V
16	0V

IC525

1	5V
2	0V
3	5V
4	0V
5	5V
6	0V
7	5V
8	0V
9	5V
10	0V
11	5V
12	0V
13	5V
14	0V
15	5V
16	0V

IC527

1	5V
2	0V
3	5V
4	0V
5	5V
6	0V
7	5V
8	0V
9	5V
10	0V
11	5V
12	0V
13	5V
14	0V
15	5V
16	0V

IC511

Pin	Stp	Stp	Stp	Stp	Stp	Stp
1	5V	0V	5V	0V	5V	0V
2	5V	0V	5V	0V	5V	0V
3	5V	0V	5V	0V	5V	0V
4	5V	0V	5V	0V	5V	0V
5	5V	0V	5V	0V	5V	0V
6	5V	0V	5V	0V	5V	0V
7	5V	0V	5V	0V	5V	0V
8	5V	0V	5V	0V	5V	0V
9	5V	0V	5V	0V	5V	0V
10	5V	0V	5V	0V	5V	0V
11	5V	0V	5V	0V	5V	0V
12	5V	0V	5V	0V	5V	0V
13	5V	0V	5V	0V	5V	0V
14	5V	0V	5V	0V	5V	0V
15	5V	0V	5V	0V	5V	0V
16	5V	0V	5V	0V	5V	0V

IC512

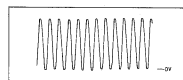
Pin	Stp	Stp	Stp	Stp	Stp	Stp
1	5V	0V	5V	0V	5V	0V
2	5V	0V	5V	0V	5V	0V
3	5V	0V	5V	0V	5V	0V
4	5V	0V	5V	0V	5V	0V
5	5V	0V	5V	0V	5V	0V
6	5V	0V	5V	0V	5V	0V
7	5V	0V	5V	0V	5V	0V
8	5V	0V	5V	0V	5V	0V
9	5V	0V	5V	0V	5V	0V
10	5V	0V	5V	0V	5V	0V
11	5V	0V	5V	0V	5V	0V
12	5V	0V	5V	0V	5V	0V
13	5V	0V	5V	0V	5V	0V
14	5V	0V	5V	0V	5V	0V
15	5V	0V	5V	0V	5V	0V
16	5V	0V	5V	0V	5V	0V

IC507

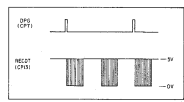
1	5V
2	0V
3	5V
4	0V
5	5V
6	0V
7	5V
8	0V
9	5V
10	0V
11	5V
12	0V
13	5V
14	0V
15	5V
16	0V

IC518

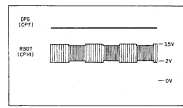
1	5V
2	0V
3	5V
4	0V
5	5V
6	0V
7	5V
8	0V
9	5V
10	0V
11	5V
12	0V
13	5V
14	0V
15	5V
16	0V



Output Waveform on CP12(IC518) (pin) (1-2K 5V/10V)



Output Waveform on CP1, D or Rec1



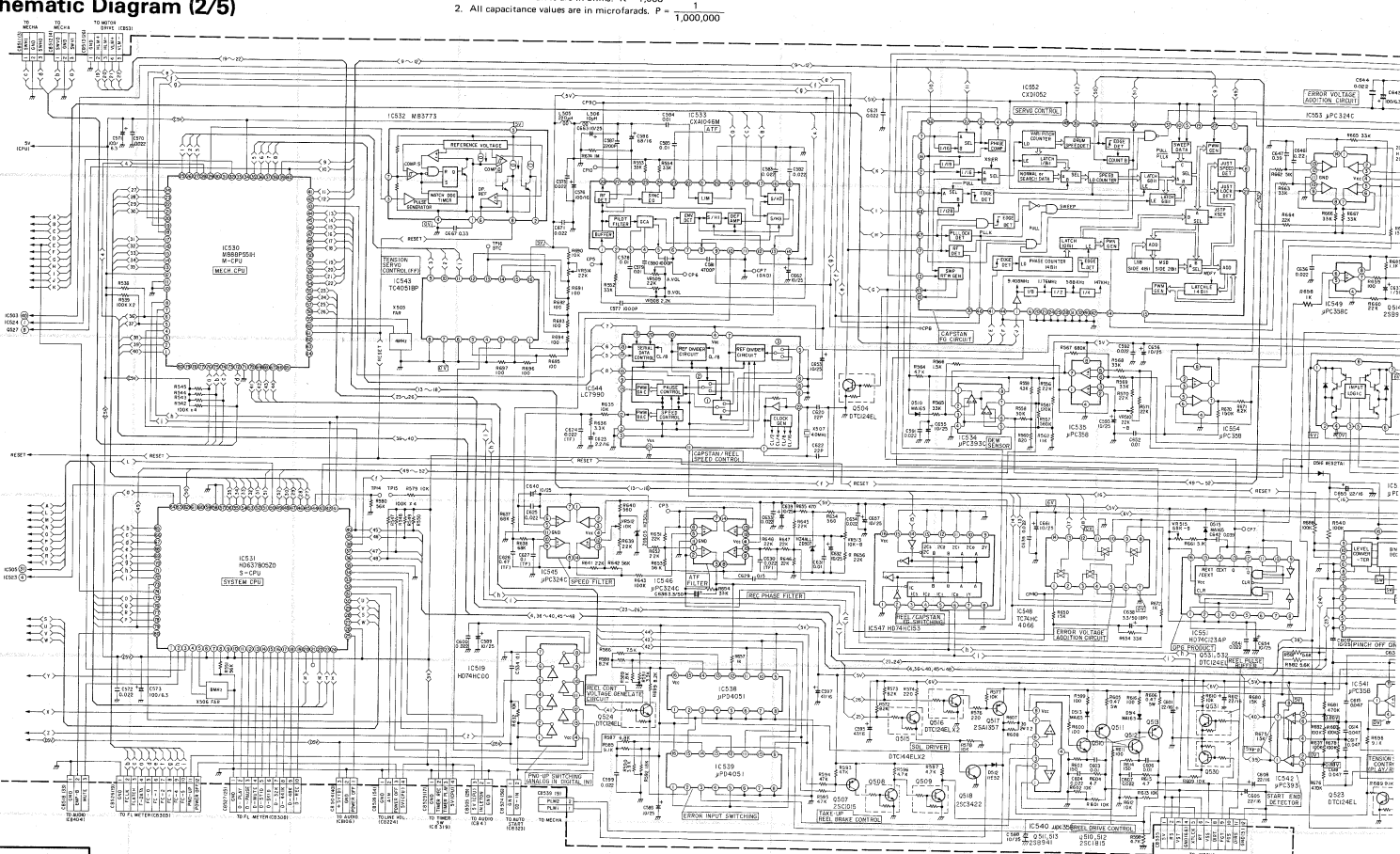
Output Waveform on CP1, H (to play stereo microphone)

NOTES:  
 1. All resistance values are in ohms. K = 1,000  
 2. All capacitance values are in microfarads. P =  $\frac{1}{1,000,000}$

# Schematic Diagram (2/5)

## NOTES:

1. All resistance values are in ohms. K = 1,000
2. All capacitance values are in microfarads. P =  $\frac{1}{1,000,000}$



**KD-117**



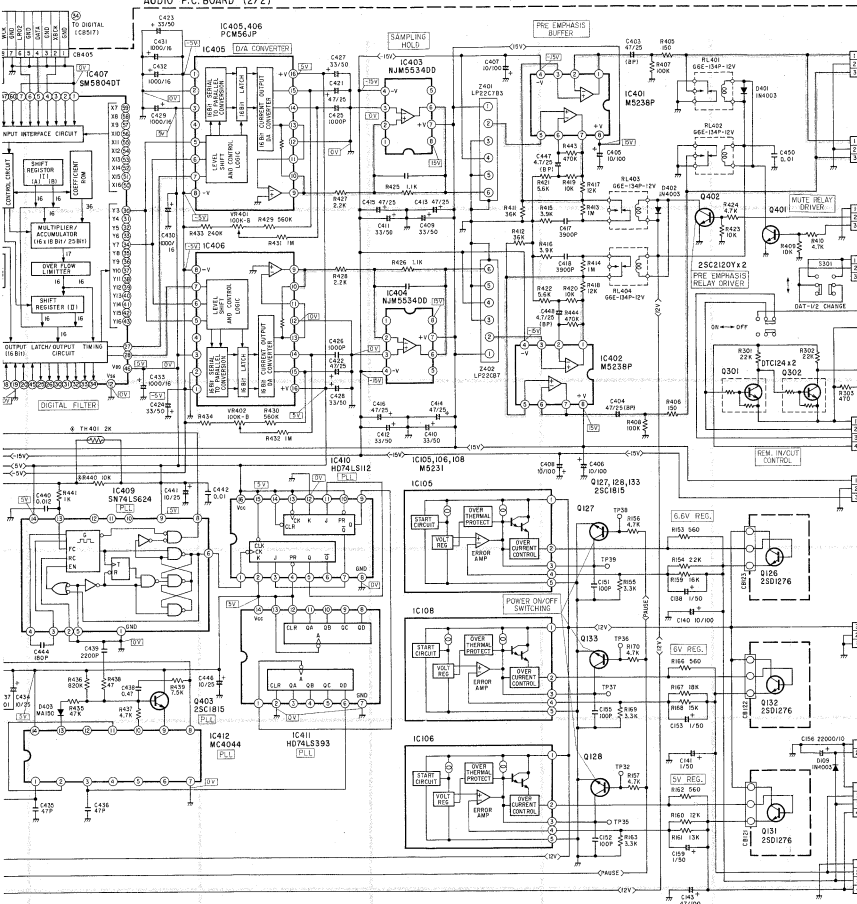




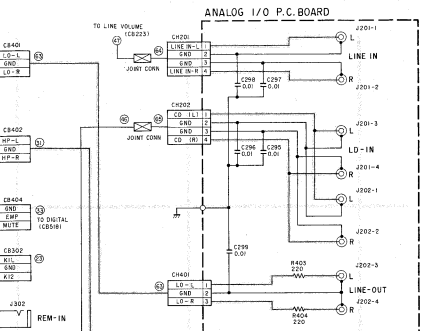




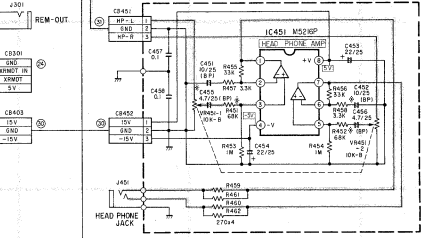
AUDIO P.C. BOARD (2/2)



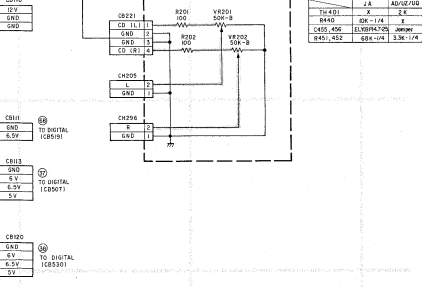
ANALOG I/O P.C. BOARD



HEAD PHONE P.C. BOARD



CD VOLUME P.C. BOARD



IC108

1	10.00
2	1.50
3	5.50
4	1.00
5	0.00

IC109

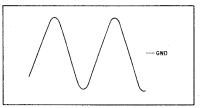
1	10.00
2	1.50
3	5.50
4	1.00
5	0.00

IC100

1	10.00
2	1.50
3	5.50
4	1.00
5	0.00

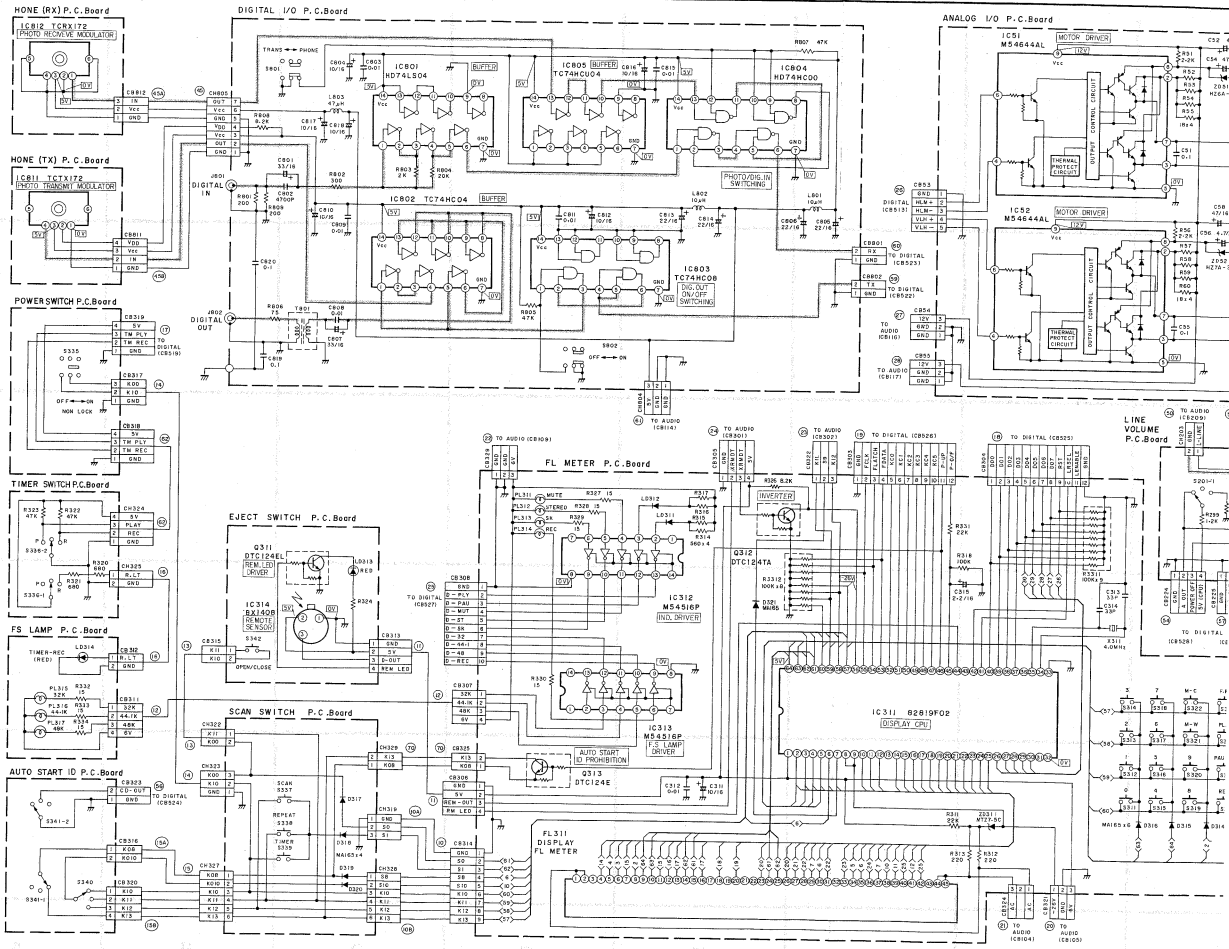
IC101

Q101	R	C	P
Q102	FF	S-24	FF
Q103	FF	1.74	FF
Q104	S-74	1.18	L-47
Q105	S-74	1.18	L-47
Q106	FF	1.74	FF

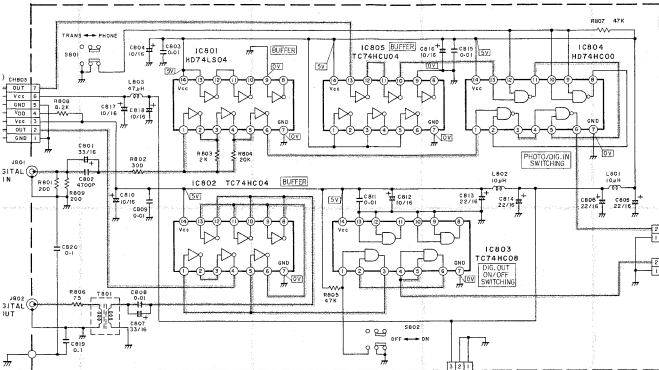


IC405	JA	ADJUSTMENT
TR401	X	Z
R402	5K-1/4	X
C405, 406	ELV8P2475	Japan
R401, 402	5K-1/4	3.3K-1/4

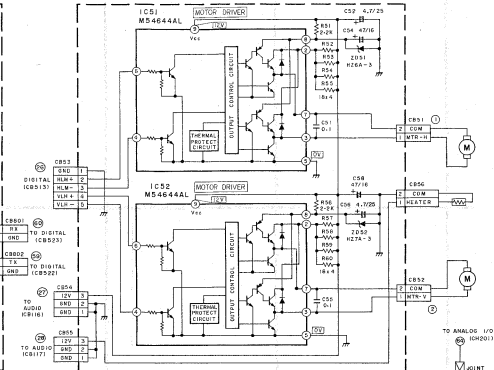
# Schematic Diagram (5/5)



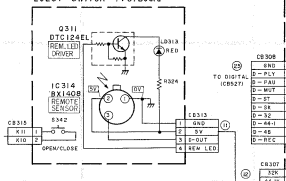
DIGITAL I/O P.C.Board



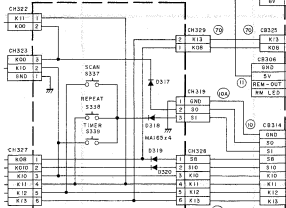
ANALOG I/O P.C.Board



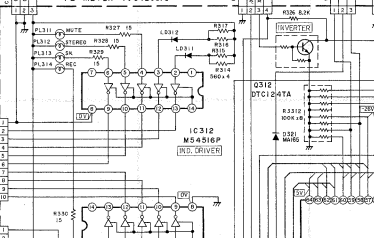
EJECT SWITCH P.C.Board



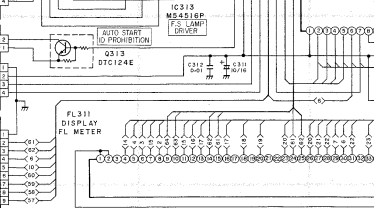
SCAN SWITCH P.C.Board



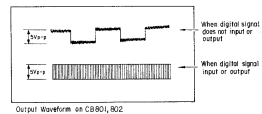
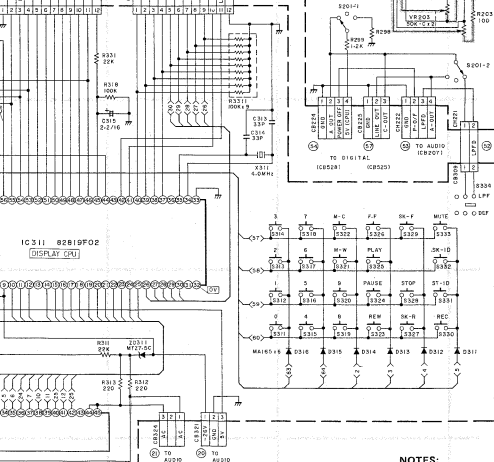
FL METER P.C.Board



SCAN SWITCH P.C.Board



LINE VOLUME P.C.Board

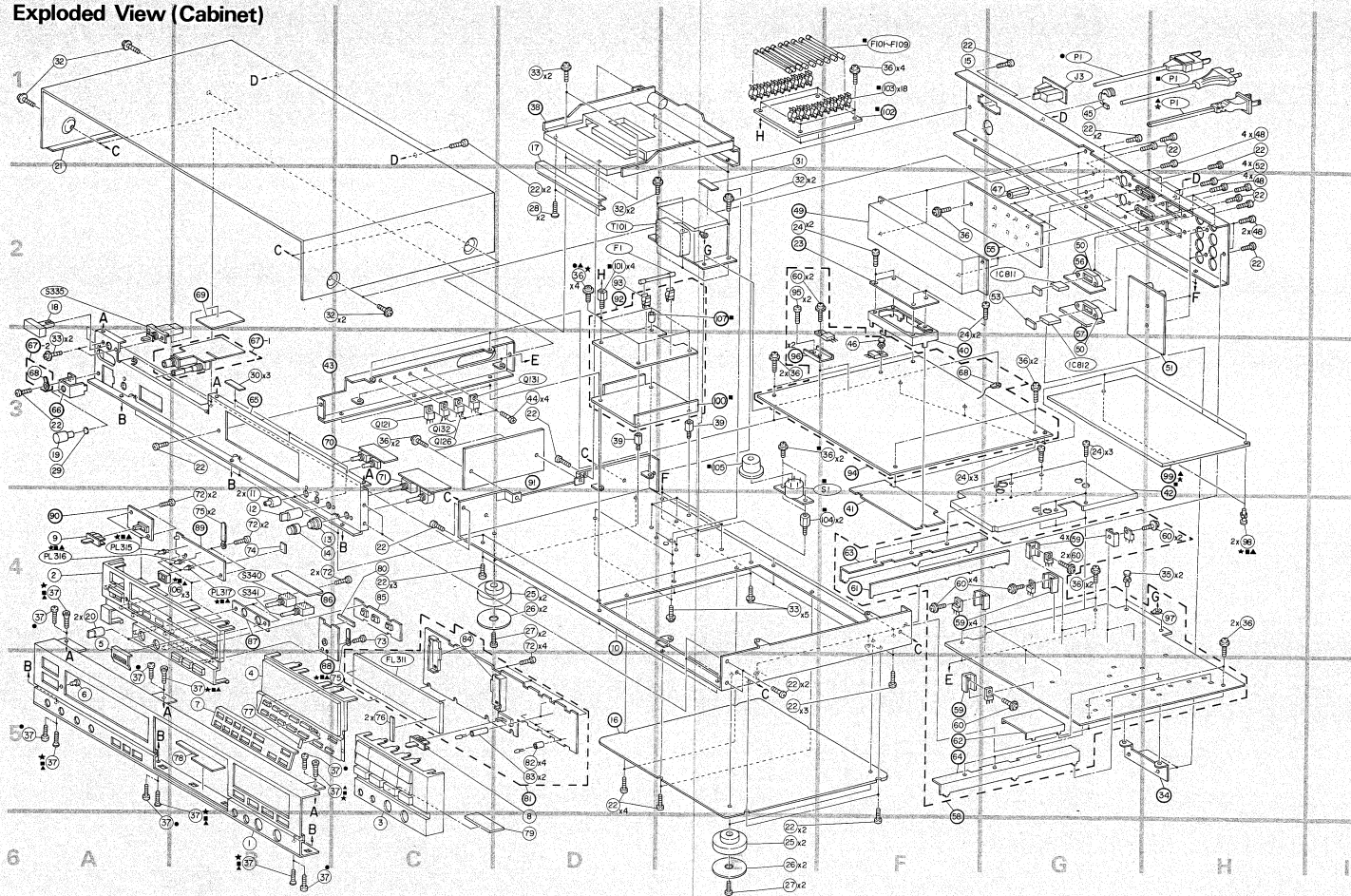


- Measuring Condition
- (1) Power Supply Voltage  
AC 100V (JA model only)  
AC 220V (A2 model only)  
AC 120V (UZ/UQ model only)
  - (2) Measuring Meter  
Multi Meter,  
Oscilloscope
  - (3) Measuring Point Reference  
Between ground
  - (4) Measuring Condition  
Power SW. ---- ON  
Line ---- Sine wave of 1KHz  
Digital In : Signal identical to interface  
Photo RX3 Digital Audio

NOTES:  
1. All resistance values are in ohms. K = 1,000  
2. All capacitance values are in microfarads. P = 1/1,000,000

**KD-117**

## Exploded View (Cabinet)



# Electrical Parts List

Resistor : Carbon resistors under 1/4 watts are not mentioned in the parts list, please confirm them by schematic diagram.  
 uF = microfarads, pF = picofarads

Abbreviations			
RES. = Resistor	CAP. = Capacitor		
C.F. = Carbon Film	ELY. = Electrolytic		
M.F. = Metal Film	CER. = Ceramic		
M.O. = Metal Oxide Film	MYL = Mylar		
M.P. = Metal Plate	TAN. = Tantalum		
TR. = Transistor	POLY. = Polystyrol		
TRANS. = Transformer	PP. = Polypropylene		
CP. = Chip	PLT. = Polyethylene		
Symbol No.	Part No.	Description	
Power P. C. Board			
IC's/Diode/Coil			
IC1	51T70780F01	IC, PS2401-1	
IC2	51T84227F01	IC, NJM2903D	
D1	48S40477U01	Diode, IN4003	
L1	24T82315F01	Coil, FLT. LINE FKOB160MHQ2	
Capacitors			
C1	08T57437F11	CER., 0.01 $\mu$ F	
C2	08T57437F11	CER., 0.01 $\mu$ F	
C3	23T00138L17	ELY., 10 $\mu$ F/16V	
C4	08S44505P61	CER., 0.01 $\mu$ F	
Motor Drive P. C. Board			
IC's			
IC51	51T84033F01	M54644	
IC52	51T84033F01	M54644	
Diodes			
ZD51 or ZD52	48T52739F45 48T56372F33 48T52739F36 or 48T56372F26	Zener, HZ 7A-3 Zener, RD8.8E-B3 Zener, HZ 8A-3 Zener, RD5.6E-B2	

Symbol No.	Part No.	Description	
Capacitors			
C51	08T57851F13	T.F., 0.1 $\mu$ F	
C52	23T00138L26	ELY., 4.7 $\mu$ F/25V	
C54	23T00138L20	ELY., 47 $\mu$ F/16V	
C55	08T57851F13	T.F., 0.1 $\mu$ F	
C56	23T00138L26	ELY., 4.7 $\mu$ F/25V	
C58	23T00138L20	ELY., 47 $\mu$ F/16V	
Audio P. C. Board			
IC's			
IC101	51T80994F01	M5230L	
IC102	51T80994F01	M5230L	
IC103	51T80338F01	NJM7805	
IC104	51T71182F01	L780512	
IC105	51T84040F01	M5231	
IC106	51T84040F01	M5231	
IC107	51T84042F01	L780506	
IC108	51T84040F01	M5231	
IC201	51T80136F01	M5238P	
IC202	51T80136F01	M5238P	
IC203	51T57775F01	TL072	
IC204	51T57775F01	TL072	
IC205	51T80136F01	M5238P	
IC206	51T80136F01	M5238P	
IC207	51T83525F01	CX20018	
IC208 or IC209	51T84681F05 51T84020F01	HD74HC126P TC74HC128	
IC210	51T80136F02	M5238L	
IC401	51T80136F01	M5238P	
IC402	51T80136F01	M5238P	
IC403	51T80332F01	NJM5534DD	
IC404	51T80332F01	NJM5534DD	
IC405	51T80318F01	PCMS56JP	
IC406	51T80318F01	PCMS56JP	
IC407	51T90531F01	SM5804DT	
IC409	51T80958F01	SN74LS624	
IC410	51T80958F01	HD74LS112	
IC411	51T80957F01	HD74LS383	
IC412	51T80959F01	MC4044	

Symbol No.	Part No.	Description			Symbol No.	Part No.	Description		
Transistors									
Q101	48T64240F01	25C2344			D109	48S40477U01	IN4003		
Q102	48T47145F02	2SA1011			D199	48S40477U01	IN4003		
Q103	48T81101F01	25C1815			D201	48S40477U01	IN4003		
Q104	48T81102F01	2SA1015			D202	48S40477U01	IN4003		
Q105	48T52152F01	FET, 2SK30A			D203	48T51582F01	MA-150		
					or	48T51881F01	DS442		
Q106	48T52152F01	FET, 2SK30A			or	48T68764F03	1S2473		
Q107	48T81102F01	2SA1015			D204	48T51582F01	MA-150		
Q108	48T81101F01	25C1815			or	48T51881F01	DS442		
Q109	48T81101F01	25C1815			or	48T68764F03	1S2473		
Q110	48T81102F01	2SA1015			D401	48S40477U01	IN4003		
					D402	48S40477U01	IN4003		
Q111	48T81101F01	25C1815			D403	48T51582F01	MA-150		
Q112	48T81102F01	2SA1015			or	48T51881F01	DS442		
Q113	48T42941U01	2SA921			or	48T68764F03	1S2473		
Q114	48T81101F01	25C1815			ZD101	48T52741F03	Zener, HZ6A-3L		
Q115	48T81102F01	2SA1015			ZD102	48T52741F03	Zener, HZ6A-3L		
					ZD103	48T52741F03	Zener, HZ6A-3L		
Q116	48T81101F01	25C1815			ZD104	48T52741F03	Zener, HZ6A-3L		
Q117	48T81101F01	25C1815			ZD105	48T52739F05	Zener, HZ27-2		
Q118	48T81101F01	25C1815			or	48T56372F00	Zener, RD27E-B4		
Q119	48T64240F01	25C2344			● ZD201	48T52741F05	Zener, HZ6B-2L		
Q120	48T47145F02	2SA1011			★ ZD201	48T52741F08	Zener, HZ6B-3L		
					▲ ZD201	48T52741F06	Zener, HZ6B-3L		
Q122	48T56030F01	2SB941			■ ZD201	48T52741F06	Zener, HZ6B-3L		
Q123	48T81101F01	25C1815			● ZD202	48T52741F05	Zener, HZ6B-2L		
Q124	48T47145F02	2SA1011			★ ZD202	48T52741F08	Zener, HZ6B-3L		
Q125	48T81101F01	25C1815			▲ ZD202	48T52741F06	Zener, HZ6B-3L		
Q127	48T81101F01	25C1815			■ ZD202	48T52741F06	Zener, HZ6B-3L		
					● ZD202	48T52741F05	Zener, HZ6B-2L		
Q128	48T81101F01	25C1815			★ ZD202	48T52741F08	Zener, HZ6B-3L		
Q129	48T81101F01	25C1815			▲ ZD202	48T52741F06	Zener, HZ6B-3L		
Q130	48T81101F01	25C1815			■ ZD203	48T52741F05	Zener, HZ6B-2L		
Q133	48T81101F01	25C1815			BD101	48T81862F01	Bridge, RBV-402		
Q199	48T43015U01	25C2120			BD102	48T81862F01	Bridge, RBV-402		
					BD103	48T81862F01	Bridge, RBV-402		
Q201	48T43015U01	25C2120			BD104	48T81862F01	Bridge, RBV-402		
Q202	48T43015U01	25C2120							
Q203	48T67481F01	FET, 2SK152							
Q204	48T67481F01	FET, 2SK152							
Q301	48T82763F03	DTC124EL							
Q302	48T82763F03	DTC124EL							
Q401	48T43015U01	25C2120							
Q402	48T43015U01	25C2120							
Q403	48T81101F01	25C1815							
Diodes									
D101	48S40477U01	IN4003			Thermistors/Coil				
D102	48S40477U01	IN4003			★ TH401	48T94416F01	Thermistor, ERT-D2FGL 2k ohm		
D103	48S40477U01	IN4003			▲ TH401	48T94416F01	Thermistor, ERT-D2FGL 2k ohm		
D107	48S40477U01	IN4003			■ TH401	48T94416F01	Thermistor, ERT-D2FGL 2k ohm		
D108	48S40477U01	IN4003			L201	24T50508F03	Coil, Inductor, 0.27 $\mu$ H		

Notes: ● : For Japanese model only (JA), ■ : For European model only (AD), ▲ : For Canadian model only (UQ), ★ : For North American model only (UZ), Others : Common.

Symbol No.	Part No.	Description			Symbol No.	Part No.	Description		
Relays					C113	23T00132L15	ELY., 330 $\mu$ F/25V		
RL199	80T83717F02	DS2Y-S-DC12V			C114	23T00132L15	ELY., 330 $\mu$ F/25V		
RL201	80T83717F02	DS2Y-S-DC12V			C115	23T90772F98	ELY., 2.2 $\mu$ F/100V		
RL202	80T83717F02	DS2Y-S-DC12V			C116	23T90772F98	ELY., 2.2 $\mu$ F/100V		
RL203	80T92695F01	AG2013			C117	23T00132L02	ELY., 220 $\mu$ F/18V		
or	80T83716F01	G6E-134P-12V			C118	23T00132L02	ELY., 220 $\mu$ F/18V		
RL204	80T92695F01	AG2013			C119	23T90772F98	ELY., 2.2 $\mu$ F/100V		
or	80T83718F01	G6E-134P-12V			C120	23T73856F18	ELY., 1 $\mu$ F/50V		
RL401	80T92695F01	AG2013			C121	23T83993F01	ELY., 10000 $\mu$ F/25V		
or	80T83718F01	G6E-134P-12V			C122	23T83993F01	ELY., 10000 $\mu$ F/25V		
RL402	80T92695F01	AG2013			C123	23T00132L15	ELY., 330 $\mu$ F/25V		
or	80T83716F01	G6E-134P-12V			C124	23T00132L15	ELY., 330 $\mu$ F/25V		
RL403	80T92695F01	AG2013			C125	23T00154L32	ELY., 4.7 $\mu$ F/50V		
or	80T83716F01	G6E-134P-12V			C126	23T00154L32	ELY., 4.7 $\mu$ F/50V		
RL404	80T92695F01	AG2013			C127	23T00162L35	ELY., 1000 $\mu$ F/18V		
or	80T83716F01	G6E-134P-12V			C128	23T00162L35	ELY., 1000 $\mu$ F/18V		
Switch/Crystal/Jacks/Filters					C130	23T00138L17	ELY., 10 $\mu$ F/18V		
S301	40TB4005F01	Switch, Slide, SSSU1 (DAT-1, -2)			C131	23T00134L60	ELY., 2200 $\mu$ F/35V		
X201	46T93832F01	Crystal, 98.304MHz (NDK)			C132	23T00138L27	ELY., 10 $\mu$ F/25V		
J301	09T80322F01	Jack, Remote HSJ0864 (SERIAL REMOTE OUT)			C133	23T00138L53	ELY., 100 $\mu$ F/50V		
J302	09T80322F01	Jack, Remote HSJ0864 (SERIAL REMOTE IN)			C134	23T00138L53	ELY., 100 $\mu$ F/50V		
Z201	91T82940F01	Filter, LPF, LP22C9B3			C135	23T00138L53	ELY., 100 $\mu$ F/50V		
Z202	91T82940F01	Filter, LPF, LP22C9B3			C136	23T00138L39	ELY., 47 $\mu$ F/35V		
Z401	91T82941F01	Filter, LPF, LP22C7B3			C137	23T83993F01	ELY., 10000 $\mu$ F/25V		
Z402	91T82941F01	Filter, LPF, LP22C7B3			C138	23T00138L45	ELY., 1 $\mu$ F/50V		
Capacitors					C140	23T73856F32	ELY., 10 $\mu$ F/100V		
C101	23T83992F01	ELY., 10000 $\mu$ F/50V			C141	23T73856F18	ELY., 1 $\mu$ F/50V		
C102	23T83992F01	ELY., 10000 $\mu$ F/50V			C143	23T90773F05	ELY., 47 $\mu$ F/100V		
C103	23T00132L30	ELY., 330 $\mu$ F/50V			C144	23T00138L17	ELY., 10 $\mu$ F/18V		
C104	23T00132L30	ELY., 330 $\mu$ F/50V			C149	06S44505P81	CER., 0.01 $\mu$ F		
C105	08T57851F13	T.F., 0.1 $\mu$ F			C151	06S40805F01	CER., 100pF		
C106	08T57851F13	T.F., 0.1 $\mu$ F			C152	06S40805F01	CER., 100pF		
C108	23T00132L52	ELY., 22 $\mu$ F/100V			C153	23T00138L45	ELY., 1 $\mu$ F/50V		
C110	23T00132L52	ELY., 22 $\mu$ F/100V			C155	06S40805F01	CER., 100pF		
C111	23T83993F01	ELY., 10000 $\mu$ F/25V			C156	23T93199F01	ELY., 22000 $\mu$ F/10V		
C112	23T83993F01	ELY., 10000 $\mu$ F/25V			C159	23T00138L45	ELY., 1 $\mu$ F/50V		
					C201	23T90772F44	ELY., 47 $\mu$ F/25V		
					C202	23T90772F44	ELY., 47 $\mu$ F/25V		
					★ C203	23T90770F44	ELY., 47 $\mu$ F/25V		
					▲ C203	23T90770F44	ELY., 47 $\mu$ F/25V		
					■ C203	23T90770F44	ELY., 47 $\mu$ F/25V		
					● C203	23T90772F44	ELY., 47 $\mu$ F/25V		
					C204	23T90772F44	ELY., 47 $\mu$ F/25V		
					C207	08T71458F19	PP., 3300pF		
					C208	08T71458F19	PP., 3300pF		
					C213	23T73856F10	ELY., (B.P.) 10 $\mu$ F/25V		
					C214	23T73856F10	ELY., (B.P.) 10 $\mu$ F/25V		
					C215	23T90772F44	ELY., 47 $\mu$ F/25V		
					C216	23T90772F44	ELY., 47 $\mu$ F/25V		
					C217	23T90772F44	ELY., 47 $\mu$ F/25V		

Notes: ●: For Japanese model only (JA), ■: For European model only (AD), ▲: For Canadian model only (UQ), ★: For North American model only (UZ), Others: Common.

Symbol No.	Part No.	Description		Symbol No.	Part No.	Description	
C218	23T90772F44	ELY., 47 $\mu$ F/25V		C403	23T71210F18	ELY., 47 $\mu$ F/25V	
C219	23T90773F02	ELY., 10 $\mu$ F/100V		C404	23T71210F18	ELY., 47 $\mu$ F/25V	
C220	23T90773F02	ELY., 10 $\mu$ F/100V		C405	23T90773F02	ELY., 10 $\mu$ F/100V	
C221	23T90773F02	ELY., 10 $\mu$ F/100V		C406	23T90773F02	ELY., 10 $\mu$ F/100V	
C222	23T90773F02	ELY., 10 $\mu$ F/100V		C407	23T90773F02	ELY., 10 $\mu$ F/100V	
C223	23T90772F44	ELY., 47 $\mu$ F/25V		C408	23T90773F02	ELY., 10 $\mu$ F/100V	
C224	23T90772F44	ELY., 47 $\mu$ F/25V		C409	23T90772F75	ELY., 33 $\mu$ F/50V	
C225	08T93192F51	PF, 1200pF		C410	23T90772F75	ELY., 33 $\mu$ F/50V	
C226	08T93192F51	PF, 1200pF		C411	23T90772F75	ELY., 33 $\mu$ F/50V	
C227	23T90772F75	ELY., 33 $\mu$ F/50V		C412	23T90772F75	ELY., 33 $\mu$ F/50V	
C228	23T90772F75	ELY., 33 $\mu$ F/50V		C413	23T90772F44	ELY., 47 $\mu$ F/25V	
C229	23T90772F75	ELY., 33 $\mu$ F/50V		C414	23T90772F44	ELY., 47 $\mu$ F/25V	
C230	23T90772F75	ELY., 33 $\mu$ F/50V		C415	23T90772F44	ELY., 47 $\mu$ F/25V	
C231	08S44505P37	CER., 100pF		C416	23T90772F44	ELY., 47 $\mu$ F/25V	
C232	08S44505P37	CER., 100pF		C417	08T71458F20	PP., 3900pF	
C233	08S44505P37	CER., 100pF		C418	08T71458F20	PP., 3900pF	
C234	08S44505P37	CER., 100pF		C421	23T90772F44	ELY., 47 $\mu$ F/25V	
C235	23T90772F44	ELY., 47 $\mu$ F/25V		C422	23T90772F44	ELY., 47 $\mu$ F/25V	
C236	23T90772F44	ELY., 47 $\mu$ F/25V		C423	23T90772F75	ELY., 33 $\mu$ F/50V	
C237	08S44505P49	CER., 1000pF		C424	23T90772F75	ELY., 33 $\mu$ F/50V	
C238	23T74436F34	TAN., 22 $\mu$ F/16V		C425	08T52448F13	PP., 1000pF	
C239	23T90772F75	ELY., 33 $\mu$ F/50V		C426	08T52448F13	PP., 1000pF	
C240	08T40794F74	CER., 0.1 $\mu$ F		C427	23T90772F75	ELY., 33 $\mu$ F/50V	
C241	23T90772F44	ELY., 47 $\mu$ F/25V		C428	23T90772F75	ELY., 33 $\mu$ F/50V	
C242	23T90772F75	ELY., 33 $\mu$ F/50V		C429	23S40657F63	ELY., 1000 $\mu$ F/16V	
C243	08T40794F74	CER., 0.1 $\mu$ F		C430	23T68328F20	ELE., 1000 $\mu$ F/16V	
C244	23S40657F63	ELY., 1000 $\mu$ F/16V		C431	23S40657F63	ELY., 1000 $\mu$ F/16V	
C245	23S40657F63	ELY., 1000 $\mu$ F/16V		C432	23T68328F20	ELE., 1000 $\mu$ F/16V	
C246	23T00138L45	ELY., 1 $\mu$ F/50V		C433	23S40657F63	ELY., 1000 $\mu$ F/16V	
C247	08S44505P49	CER., 1000pF		C434	23T74436F41	TAN., 10 $\mu$ F/25V	
C248	08S44505P09	CER., 4.7pF		C435	08T81196F25	MIC., 47pF	
C249	08S44505P14	CER., 11pF		C436	08T81196F25	MIC., 47pF	
C250	08S44505P29	CER., 47pF		C437	08S44505P61	CER., 0.01 $\mu$ F	
C251	23T73858F10	ELY., (B.P.) 10 $\mu$ F/25V		C438	08T57851F21	T.F., 0.47 $\mu$ F	
C252	23T73858F10	ELY., (B.P.) 10 $\mu$ F/25V		C439	08T52448F21	PP., 2200pF	
C253	08T57851F01	PF, 0.01 $\mu$ F		C440	08T52448F39	PP., 0.012 $\mu$ F	
C254	08T57851F01	PF, 0.01 $\mu$ F		C441	23T74436F41	TAN., 10 $\mu$ F/25V	
C255	23T73858F10	ELY., (B.P.) 10 $\mu$ F/25V		C442	08S44505P61	CER., 0.01 $\mu$ F	
C256	23T73858F10	ELY., (B.P.) 10 $\mu$ F/25V		C443	08S44505P61	CER., 0.01 $\mu$ F	
C257	23T74436F41	TAN., 10 $\mu$ F/25V		C444	08T81196F40	MIC., 180pF	
C258	23T74436F41	TAN., 10 $\mu$ F/25V		C445	08S44505P61	CER., 0.01 $\mu$ F	
C259	23T74436F29	TAN., 3.3 $\mu$ F/16V		C446	23T74436F41	TAN., 10 $\mu$ F/25V	
C260	23T74436F29	TAN., 3.3 $\mu$ F/16V		★ C447	23T71210F12	ELY., (B.P.) 4.7 $\mu$ F/25V	
C261	08T57851F01	PF, 0.01 $\mu$ F		■ C447	23T71210F12	ELY., (B.P.) 4.7 $\mu$ F/25V	
C262	23T74436F41	TAN., 10 $\mu$ F/25V		▲ C447	23T71210F12	ELY., (B.P.) 4.7 $\mu$ F/25V	

Notes: ● : For Japanese model only (JA), ■ : For European model only (AD), ▲ : For Canadian model only (UQ), ★ : For North American model only (UZ), Others : Common.



Symbol No.	Part No.	Description
● C447	23T73858F08	ELY.. (B.P.) 4.7 $\mu$ F / 25V
C448	23T73858F08	ELY.. (B.P.) 4.7 $\mu$ F / 25V
C449	28T74438F41	TAN.. 10 $\mu$ F / 25V
C450	08S44505P61	CER.. 0.01 $\mu$ F

Symbol No.	Part No.	Description
VR207	18B44064J08	Variable, 2.2k ohm 1/2W
VR208	18B44064J08	Variable, 2.2k ohm 1/2W
VR401	18B44064J07	Variable, 100k ohm 1/2W
VR402	18B44064J07	Variable, 100k ohm 1/2W

Resistors (All resistors are Metal Film 1/4W  $\pm$ 5% unless otherwise noted.)

R227	06T61718F20	9.1k ohm
R228	06T61718F20	9.1k ohm
R229	06T61718F15	10k ohm
R230	06T61718F15	10k ohm
R231	06T61718F15	10k ohm
R232	06T61718F15	10k ohm
R237	06T61718F15	10k ohm
R238	06T61718F15	10k ohm
R239	06T61718F12	680 ohm
R240	06T61718F12	680 ohm
R241	06T61718F07	1.5k ohm
R242	06T61718F07	1.5k ohm
R243	06T61718F09	22k ohm
R244	06T61718F09	22k ohm
R245	06T61718F10	1k ohm
R246	06T61718F10	1k ohm
R247	06T61718F11	470 ohm
R248	06T61718F11	470 ohm
R249	06T61718F09	22k ohm
R250	06T61718F09	22k ohm
R251	06T61718F13	3.3k ohm
R252	06T61718F13	3.3k ohm
R253	06T61718F15	10k ohm
R254	06T61718F15	10k ohm
R255	06T61718F23	56k ohm
R256	06T61718F14	8.2k ohm
R259	06T61718F05	4.7k ohm
● VR205	18B44064J03	Variable, 10k ohm 1/2W
★ VR205	18B44064J15	Variable, 3.3k ohm 1/2W
▲ VR205	18B44064J15	Variable, 3.3k ohm 1/2W
■ VR205	18B44064J15	Variable, 3.3k ohm 1/2W
● VR206	18B44064J03	Variable, 10k ohm 1/2W
★ VR206	18B44064J15	Variable, 3.3k ohm 1/2W
▲ VR206	18B44064J15	Variable, 3.3k ohm 1/2W
■ VR206	18B44064J15	Variable, 3.3k ohm 1/2W

## Analog In/Out P. C. Board

## Jacks/Capacitors

J201	09T81475F01	Jack, Plate, T5881-AABC (LINE IN/OUT)
J202	09T81475F01	Jack, Plate, T5881-AABC (CD IN/OUT)
C295	08T40658F13	CAP., CER., 0.01 $\mu$ F
C296	08T40658F13	CAP., CER., 0.01 $\mu$ F
C297	08T40658F13	CAP., CER., 0.01 $\mu$ F
C298	08T40658F13	CAP., CER., 0.01 $\mu$ F
C299	08T40658F13	CAP., CER., 0.01 $\mu$ F

## CD Volume P. C. Board

## Resistors

VR201	18T83997F01	RK12K1120 50k ohm -B (LEVEL CAL)
VR202	18T83997F01	RK12K1120 50k ohm -B (LEVEL CAL)

## Line Volume P. C. Board

## Switch/Resistor

S201	40T83999F01	Switch, Rotary, SRBU13
VR203	18T83999F02	Volume, RK1612210 50k ohm-A

## FL Meter P. C. Board

## IC's/Transistors

IC311	51T82819F02	IC, 82819F02
IC312	51T72176F01	IC, M54516P
IC313	51T72176F01	IC, M54516P
Q312	48T82763F11	TR, DTC124TL
Q313	48T82763F03	TR, DTC124EL

Notes: ●: For Japanese model only (JA), ■: For European model only (AD), ▲: For Canadian model only (UQ), ★: For North American model only (UZ), Others: Common.

Symbol No.	Part No.	Description			Symbol No.	Part No.	Description		
Diodes/LEDs									
D311	4BT44813F01	MA165TA			S331	40T80315F01	Tact. SKHHQF (START-ID)		
D312	4BT44813F01	MA165TA			S332	40T80315F01	Tact. SKHHQF (SKIP-ID)		
D313	4BT44813F01	MA165TA			S333	40T80315F01	Tact. SKHHQF (MUTE)		
D314	4BT44813F01	MA165TA			S334	40T84004F01	Slide. SSSUD (CD INPUT FILTER ON/OFF)		
D315	4BT44813F01	MA165TA			Lamps/Crystal				
D316	4BT44813F01	MA165TA			PL311	65T84003F03	Lamp, Pilot, (GV-65mA) (ORG)		
D321	4BT44813F01	MA165TA			PL312	65T84003F03	Lamp, Pilot, (GV-65mA) (ORG)		
LD311	4BT60947F04	LED, SLH-34MG3F (GRN)			PL313	65T84003F03	Lamp, Pilot, (GV-65mA) (ORG)		
LD312	4BT60947F07	LED, SLH-34DU3F (ORG)			PL314	65T84003F02	Lamp, Pilot, (GV-65mA) (RED)		
ZD311	4BT68699F23	Zener, MTZ 7.5-C			X311	48T84043F01	Crystal, HC-49/U-S 4.0MHz		
Switches					Capacitors				
S311	40T80315F01	Tact. SKHHQF (0)			C311	23T74436F32	TAN., 10 $\mu$ F/16V		
S312	40T80315F01	Tact. SKHHQF (1)			C312	08S65480F61	CER., 0.01 $\mu$ F		
S313	40T80315F01	Tact. SKHHQF (2)			C313	08S65480F25	CER., 33pF		
S314	40T80315F01	Tact. SKHHQF (3)			C314	08S95480F25	CER., 33pF		
S315	40T80315F01	Tact. SKHHQF (4)			C315	23T74436F28	TAN., 2.2 $\mu$ F/16V		
S316	40T80315F01	Tact. SKHHQF (5)			Resistors				
S317	40T80315F01	Tact. SKHHQF (6)			R3311	06T84054F04	Block, 100k ohm		
S318	40T80315F01	Tact. SKHHQF (7)			R3312	06T84054F02	Block, 100k ohm		
S319	40T80315F01	Tact. SKHHQF (8)			Eject Switch P. C. Board				
S320	40T80315F01	Tact. SKHHQF (9)			IC/Transistor/LED/Switch				
S321	40T80315F01	Tact. SKHHQF (M-write)			IG314	51T83524F01	IC, 8X1408		
S322	40T80315F01	Tact. SKHHQF (M-call)			Q311	48T62789F03	TR., DTC124EL		
S323	40T80315F01	Tact. SKHHQF (REW)			LD313	48T60947F05	LED, SLH-34VR3F (RED)		
S324	40T80315F01	Tact. SKHHQF (PAUSE)			S342	40T84034F01	Switch, Tact. SKHHPR (OPEN/CLOSE)		
S325	40T80315F01	Tact. SKHHQF (PLAY)							
S326	40T80315F01	Tact. SKHHQF (FF)							
S327	40T80315F01	Tact. SKHHQF (SK-DOWN)							
S328	40T80315F01	Tact. SKHHQF (STOP)							
S329	40T80315F01	Tact. SKHHQF (SK-UP)							
S330	40T80315F01	Tact. SKHHQF (REC)							

Symbol No.	Part No.	Description			Symbol No.	Part No.	Description		
F.S Lamp P. C. Board									
LED/Lamps									
LD314	48T80947F05	LED, SLH-34VR3F (RED)			● C456	23T73858F08	ELY., (B.P.) 4.7 $\mu$ F/25V		
● PL315	65T84003F01	Lamp, Pilot, (6V-65mA) (WHT)			C457	08T57851F13	T.F., 0.1 $\mu$ F		
● PL316	65T84003F01	Lamp, Pilot, (6V-65mA) (WHT)			C458	08T57851F13	T.F., 0.1 $\mu$ F		
● PL317	65T84003F01	Lamp, Pilot, (6V-65mA) (WHT)			VR451	18T83998F01	Volume, RK9A00 10k ohm-B		
Scan Switch P. C. Board					Digital P. C. Board				
Diodes					IC's				
D317	48T44813F01	MA165TA			IC501	51T84019F01	M881416		
D318	48T44813F01	MA165TA			IC502	51T84019F01	M881416		
D319	48T44813F01	MA165TA			IC503	51T84010F01	CXD1009		
D320	48T44813F01	MA165TA			IC504	51T84009F01	CXD1008		
					IC505	51T91093F01	CXD11111Q		
					IC506	51T66990F01	HD74LS74AP		
					IC507	51T66990F01	HD74LS74AP		
					IC508	51T80475F01	TC74HC04P		
					IC509	51T84681F11	HD74HC02P		
					or	51T84058F01	TC74HC02P		
					IC510	51T84681F12	HD74HC161P		
					or	51T84057F01	TC74HC161P		
					IC511	51T66962F01	HA17555PS		
					IC512	51T80475F01	TC74HC04P		
					IC515	51T64227F01	NJM2903D		
					● IC516	51T80136F01	M5238P		
					★ IC518	51T94370F01	TLC272CP		
					▲ IC516	51T94370F01	TLC272CP		
					■ IC516	51T94370F01	TLC272CP		
					● IC517	51T80136F01	M5238P		
					★ IC517	51T94370F01	TLC272CP		
					▲ IC517	51T94370F01	TLC272CP		
					■ IC517	51T94370F01	TLC272CP		
					IC518	51T67211F01	HD74HC00		
					or	51T83506F01	TC74HC00P		
					IC519	51T67211F01	HD74HC00		
					or	51T83506F01	TC74HC00P		
					IC520	51T83506F01	TC74HC00P		
					or	51T67211F01	HD74HC00		
					IC521	51T84024F01	TC74HC164		
					or	51T84681F01	HD74HC164P		
					IC523	51T84027F01	TC74HC51		
					or	51T84681F03	HD74HC51P		
					IC524	51T83506F01	TC74HC00P		
					or	51T67211F01	HD74HC00		
					IC525	51T84023F01	TC74HC86		
					or	51T84681F02	HD74HC86P		
					IC526	51T74191F01	M888306		
					IC527	51T84681F07	HD74HC32P		
					or	51T84025F01	TC74HC32		
					IC528	51T74191F01	M888306		
					IC529	51T67211F01	HD74HC00		
					or	51T83506F01	TC74HC00P		
Timer Switch P. C. Board									
Switch									
S337	40T84034F01	Tact. SKHHPR (TIME)							
S338	40T84034F01	Tact. SKHHPR (REPEAT)							
S339	40T84034F01	Tact. SKHHPR (SCAN)							
Headphone P. C. Board									
IC/Jack									
IC451	51T81898F01	IC, M5216P							
J451	09T74077F01	Jack, Phones							
Capacitors/Resistor									
C451	23T73858F10	ELY., (B.P.) 10 $\mu$ F/25V							
C452	23T73858F10	ELY., (B.P.) 10 $\mu$ F/25V							
C453	23T73856F11	ELY., 22 $\mu$ F/25V							
C454	23T73856F11	ELY., 22 $\mu$ F/25V							
● C455	23T73858F08	ELY., (B.P.) 4.7 $\mu$ F/25V							

Notes: ● : For Japanese model only (JA), ■ : For European model only (AD), ▲ : For Canadian model only (UQ),  
★ : For North American model only (UZ), Others : Common.



Symbol No.	Part No.	Description			Symbol No.	Part No.	Description		
Crystals					C540	08T57851F03	PF, 0.015 $\mu$ F		
X501	48T84338F01	HC-43/ $\mu$ 18.816MHz			C541	08S65480F63	CER., 0.1 $\mu$ F		
X502	48T84339F01	HC-43/ $\mu$ 22.5792MHz			C542	08S65480F63	CER., 0.1 $\mu$ F		
X505	48T84063F01	C4SA-4.0MHz			C543	08S65480F63	CER., 0.1 $\mu$ F		
X506	48T84064F01	C4SB-8.0MHz			C544	08S65480F63	CER., 0.1 $\mu$ F		
X507	48T82936F01	HC-43/ $\mu$ 4.0MHz			C545	08T57851F24	PF, 1000pF		
Capacitors					C546	23T90516F02	ELY., 100 $\mu$ F/6.3V		
C501	08S65480F62	CER., 0.022 $\mu$ F			C547	23T90516F02	ELY., 100 $\mu$ F/6.3V		
C502	08S65480F62	CER., 0.022 $\mu$ F			C548	23T90516F02	ELY., 100 $\mu$ F/6.3V		
C503	08S65480F21	CER., 22pF			C549	23T90516F02	ELY., 100 $\mu$ F/6.3V		
C504	08S65480F21	CER., 22pF			C550	23T74436F41	TAN., 10 $\mu$ F/25V		
C505	08S65480F62	CER., 0.022 $\mu$ F			C551	08S65480F62	CER., 0.022 $\mu$ F		
C506	23T74436F41	TAN., 10 $\mu$ F/25V			C552	23T74436F41	TAN., 10 $\mu$ F/25V		
C507	08S65480F21	CER., 22pF			C553	08S65480F62	CER., 0.022 $\mu$ F		
C508	08S65480F21	CER., 22pF			C554	23T74436F41	TAN., 10 $\mu$ F/25V		
C511	08S65480F62	CER., 0.022 $\mu$ F			C555	08S65480F62	CER., 0.022 $\mu$ F		
C512	23T74436F41	TAN., 10 $\mu$ F/25V			C556	23T74436F41	TAN., 10 $\mu$ F/25V		
C513	23T74436F41	TAN., 10 $\mu$ F/25V			C557	23T74436F41	TAN., 10 $\mu$ F/25V		
C514	23T74436F41	TAN., 10 $\mu$ F/25V			C558	23T74436F41	TAN., 10 $\mu$ F/25V		
C515	08S65480F63	CER., 0.1 $\mu$ F			C559	08S65480F62	CER., 0.022 $\mu$ F		
C516	08S65480F63	CER., 0.1 $\mu$ F			C560	23T74436F41	TAN., 10 $\mu$ F/25V		
C517	08S65480F39	CER., 150pF			C561	08S65480F62	CER., 0.022 $\mu$ F		
C518	23T90516F05	ELY., 1 $\mu$ F/50V			C562	23T74436F41	TAN., 10 $\mu$ F/25V		
C519	08S65480F43	CER., 330pF			C563	08S65480F62	CER., 0.022 $\mu$ F		
C520	08S65480F63	CER., 0.1 $\mu$ F			C564	23T74436F41	TAN., 10 $\mu$ F/25V		
C521	08S65480F63	CER., 0.1 $\mu$ F			C565	08S65480F62	CER., 0.022 $\mu$ F		
C522	08S65480F63	CER., 0.1 $\mu$ F			C566	23T74436F41	TAN., 10 $\mu$ F/25V		
C523	08T57851F17	T.F., 0.22 $\mu$ F			C567	08S65480F62	CER., 0.022 $\mu$ F		
C524	08S65480F63	CER., 0.1 $\mu$ F			C568	23T74436F41	TAN., 10 $\mu$ F/25V		
C525	08S65480F63	CER., 0.1 $\mu$ F			C569	08S65480F63	CER., 0.1 $\mu$ F		
C526	23T74436F41	TAN., 10 $\mu$ F/25V			C570	08S65480F62	CER., 0.022 $\mu$ F		
C527	08S65480F49	CER., 1000pF			C571	23T90516F02	ELY., 100 $\mu$ F/6.3V		
C528	08S65480F63	CER., 0.1 $\mu$ F			C572	08S65480F62	CER., 0.022 $\mu$ F		
C529	23T83923F28	ELY., 2200 $\mu$ F/16V			C573	23T90516F02	ELY., 100 $\mu$ F/6.3V		
C530	08S65480F63	CER., 0.1 $\mu$ F			C574	08S65480F49	CER., 1000pF		
C531	23T90538F26	ELY., 47 $\mu$ F/25V			C575	08S65480F62	CER., 0.022 $\mu$ F		
C532	23T90516F06	ELY., 4.7 $\mu$ F/25V			C576	23S41059P41	TAN., 100 $\mu$ F/10V		
C533	23S40657F62	ELY., 470 $\mu$ F/16V			C577	08S65480F49	CER., 1000pF		
C534	08S65480F63	CER., 0.1 $\mu$ F			C578	08S65480F61	CER., 0.01 $\mu$ F		
C535	08S65480F49	CER., 1000pF			C579	08S65480F61	CER., 0.01 $\mu$ F		
C536	08S65480F37	CER., 100pF			C580	08S65480F49	CER., 1000pF		
C537	08S65480F63	CER., 0.1 $\mu$ F			C581	08T57851F32	PF, 4700pF		
C538	08S65480F63	CER., 0.1 $\mu$ F			C582	08T57851F05	PF, 0.022 $\mu$ F		
C539	08S65480F63	CER., 0.1 $\mu$ F			C583	08T57851F05	PF, 0.022 $\mu$ F		
					C584	08T57851F01	PF, 0.01 $\mu$ F		
					C585	08T57851F01	PF, 0.01 $\mu$ F		
					C586	23T74436F31	TAN., 6.8 $\mu$ F/16V		
					C587	08S65480F53	CER., 2200pF		
					C588	23T74436F41	TAN., 10 $\mu$ F/25V		
					C589	23T74436F41	TAN., 10 $\mu$ F/25V		

Symbol No.	Part No.	Description			Symbol No.	Part No.	Description		
C590	23T90516F03	ELY., 47 $\mu$ F/16V			C641	08S65480F62	CER., 0.022 $\mu$ F		
C591	08S65480F62	CER., 0.022 $\mu$ F			C642	08T57851F08	T.F., 0.039 $\mu$ F		
C592	08S65480F62	CER., 0.022 $\mu$ F			C643	23T90516F02	ELY., 100 $\mu$ F/8.3V		
C593	23T74436F41	TAN., 10 $\mu$ F/25V			C644	08S65480F62	CER., 0.022 $\mu$ F		
C594	23T74436F41	TAN., 10 $\mu$ F/25V			C645	08T57851F08	T.F., 0.039 $\mu$ F		
C595	23T90516F03	ELY., 47 $\mu$ F/16V			C646	08T57851F17	T.F., 0.22 $\mu$ F		
C596	23T74436F41	TAN., 10 $\mu$ F/25V			C647	08T57851F20	T.F., 0.39 $\mu$ F		
C597	23T90516F03	ELY., 47 $\mu$ F/16V			C648	08T57851F05	PF, 0.022 $\mu$ F		
C598	23T74436F41	TAN., 10 $\mu$ F/25V			C649	23T74436F41	TAN., 10 $\mu$ F/25V		
C599	08S65480F62	CER., 0.022 $\mu$ F			C650	03S65480F61	CER., 0.01 $\mu$ F		
C600	08S65480F62	CER., 0.022 $\mu$ F			C651	08S65480F62	CER., 0.022 $\mu$ F		
C601	23T90516F01	ELY., 22 $\mu$ F/16V			C652	08S65480F61	CER., 0.01 $\mu$ F		
C602	08S65480F62	CER., 0.022 $\mu$ F			C653	23T74436F41	TAN., 10 $\mu$ F/25V		
C603	08S65480F61	CER., 0.01 $\mu$ F			C654	23T74436F41	TAN., 10 $\mu$ F/25V		
C604	08S65480F62	CER., 0.022 $\mu$ F			C655	23T74436F41	TAN., 10 $\mu$ F/25V		
C605	23T90516F01	ELY., 22 $\mu$ F/16V			C656	23T74436F41	TAN., 10 $\mu$ F/25V		
C606	08S65480F61	CER., 0.01 $\mu$ F			C657	23T74436F41	TAN., 10 $\mu$ F/25V		
C607	08S65480F62	CER., 0.022 $\mu$ F			C658	23T74436F41	TAN., 10 $\mu$ F/25V		
C608	23T90516F01	ELY., 22 $\mu$ F/16V			C659	23T74436F41	TAN., 10 $\mu$ F/25V		
C609	23T74436F41	TAN., 10 $\mu$ F/25V			C660	23T74436F41	TAN., 10 $\mu$ F/25V		
C610	08S65480F62	CER., 0.022 $\mu$ F			C661	23T74436F41	TAN., 10 $\mu$ F/25V		
C611	23T90516F02	ELY., 100 $\mu$ F/6.3V			C662	23T74436F41	TAN., 10 $\mu$ F/25V		
C612	23T90516F01	ELY., 22 $\mu$ F/16V			C663	23T74436F41	TAN., 10 $\mu$ F/25V		
C613	08S65480F62	CER., 0.022 $\mu$ F			C664	23T74436F41	TAN., 10 $\mu$ F/25V		
C614	08T57851F09	T.F., 0.047 $\mu$ F			C665	23T90516F01	ELY., 22 $\mu$ F/16V		
C615	08T57851F09	T.F., 0.047 $\mu$ F			C667	08T57851F19	T.F., 0.33 $\mu$ F		
C616	23T90516F05	ELY., 1 $\mu$ F/50V			C668	08S65480F43	CER., 330 $\mu$ F		
C617	08T57851F09	T.F., 0.047 $\mu$ F			C671	08S65480F62	CER., 0.022 $\mu$ F		
C618	08T57851F09	T.F., 0.047 $\mu$ F			C672	08S65480F63	CER., 0.1 $\mu$ F		
C619	23T90516F05	ELY., 1 $\mu$ F/50V			C673	08S65480F63	CER., 0.1 $\mu$ F		
C620	08S65480F21	CER., 22 $\mu$ F			C675	08S65480F62	CER., 0.022 $\mu$ F		
C621	08S65480F62	CER., 0.022 $\mu$ F			C676	23T74436F41	TAN., 10 $\mu$ F/25V		
C622	08S65480F21	CER., 22 $\mu$ F			C677	08S65480F63	CER., 0.1 $\mu$ F		
C623	23T90516F01	ELY., 22 $\mu$ F/16V			C679	08S65480F62	CER., 0.022 $\mu$ F		
C624	08T57851F05	PF, 0.022 $\mu$ F			Resistors (All resistors are Metal Film 2W $\pm$ 5% unless otherwise noted.)				
C625	08S65480F62	CER., 0.022 $\mu$ F			R605	06T92864F01	0.47 ohm		
C626	08T57851F21	T.F., 0.47 $\mu$ F			R606	08T62864F01	0.47 ohm		
C627	08T57851F13	T.F., 0.1 $\mu$ F			R607	06T55179F28	30 ohm		
C628	08T57851F13	T.F., 0.15 $\mu$ F			or	06T00007L28	30 ohm		
C630	08T57851F05	PF, 0.022 $\mu$ F			R608	06T55179F28	30 ohm		
C631	08S65480F61	CER., 0.01 $\mu$ F			or	06T00007L28	30 ohm		
C632	23T74436F41	TAN., 10 $\mu$ F/25V			VR504	18T45040F18	Variable, 47k ohm 0.3W		
C633	08S65480F62	CER., 0.022 $\mu$ F			VR506	18T45040F13	Variable, 10k ohm 0.3W		
C634	08S65480F62	CER., 0.022 $\mu$ F			VR507	18T45040F13	Variable, 10k ohm 0.3W		
C635	08S65480F62	CER., 0.022 $\mu$ F			VR508	18T45040F09	Variable, 2.2k ohm 0.3W		
C636	08S65480F62	CER., 0.022 $\mu$ F			VR509	18T45040F09	Variable, 2.2k ohm 0.3W		
C637	23T90516F05	ELY., 1 $\mu$ F/50V							
C638	23T92665F01	ELY., (B.P.) 3.3 $\mu$ F/50V							
C639	23T74436F41	TAN., 10 $\mu$ F/25V							
C640	23T74436F41	TAN., 10 $\mu$ F/25V							

Symbol No.	Part No.	Description				Symbol No.	Part No.	Description			
VR510	18T45040F15	Variable, 22k ohm 0.3W				CB08	08S65480F61	CER., 0.01 $\mu$ F			
VR511	18T45040F17	Variable, 47k ohm 0.3W				CB09	08S65480F61	CER., 0.01 $\mu$ F			
VR512	18T45040F13	Variable, 10k ohm 0.3W				CB10	23T74436F32	TAN., 10 $\mu$ F/16V			
VR513	18T45040F13	Variable, 10k ohm 0.3W				CB11	08S65480F61	CER., 0.01 $\mu$ F			
VR514	18T45040F15	Variable, 22k ohm 0.3W				CB12	23T74436F32	TAN., 10 $\mu$ F/16V			
VR515	18T45040F18	Variable, 68k ohm 0.3W				CB13	23T74436F34	TAN., 22 $\mu$ F/16V			
Digital In/Out P. C. Board						CB14	23T74436F34	TAN., 22 $\mu$ F/16V			
IC's						CB15	08S65480F61	CER., 0.01 $\mu$ F			
IC801	51T91087F01	HD74LS04				CB16	23T74436F32	TAN., 10 $\mu$ F/16V			
IC802	51T80475F01	TC74HC04P				CB17	23T74436F32	TAN., 10 $\mu$ F/16V			
IC803	51T91088F01	TC74HC08				▲ CB18	23S41059P26	TAN., 10 $\mu$ F/16V			
or	51T84681F13	HD74HC08				★ CB18	23S41059P26	TAN., 10 $\mu$ F/16V			
IC804	51T87211F01	HD74HC00				■ CB18	23S41059P26	TAN., 10 $\mu$ F/16V			
or	51T83506F01	TC74HC00P				● CB18	23T74436F32	TAN., 10 $\mu$ F/16V			
Coils/Switches/Jacks						CB19	08S65480F63	CER., 0.1 $\mu$ F			
L801	24S41448F35	Coil, inductor, 10 $\mu$ H				CB20	08S65480F63	CER., 0.1 $\mu$ F			
L802	24S41448F35	Coil, inductor, 10 $\mu$ H				Miscellaneous					
L803	24S41448F43	Coil, inductor, 47 $\mu$ H				● F1	65T82673F02	Fuse, FGT40 125V-2A			
T801	25T92419F01	Coil, Trans (PT-10)				★ F1	65T66926F16	Fuse, 51NM 2A-125V			
S801	40T91092F01	Switch, SSSP 6-2 (N.S) (DIG)				▲ F1	65T66926F16	Fuse, 51NM 2A-125V			
S802	40T91092F01	Switch, SSSP 6-2 (N.S) (IN/OUT)				■ F1	65T42077U19	Fuse, Semko 2A			
J801	09T83990F01	Jack, Phone (1P B0057) (DIG.IN)				■ F101	65T42077U12	Fuse, Semko 400mA			
J802	09T83990F01	Jack, Phone (1P B0057) (DIG.OUT)				■ F102	65T42077U12	Fuse, Semko 400mA			
Capacitors						■ F103	65T42077U21	Fuse, Semko 3.15A			
CB01	23T90536F19	ELY., 33 $\mu$ F/16V				■ F104	65T42077U11	Fuse, Semko 315mA			
CB02	08T57851F32	PF, 4700pF				■ F105	65T42077U11	Fuse, Semko 315mA			
CB03	08S65480F61	CER., 0.01 $\mu$ F				■ F106	65T42077U13	Fuse, Semko 500mA			
▲ CB04	23S41059P26	TAN., 10 $\mu$ F/16V				■ F107	65T42077U13	Fuse, Semko 500mA			
★ CB04	23S41059P26	TAN., 10 $\mu$ F/16V				■ F108	65T42077U16	Fuse, Semko 1A			
■ CB04	23S41059P26	TAN., 10 $\mu$ F/16V				■ F109	65T42077U12	Fuse, Semko 400mA			
● CB04	23T74436F32	TAN., 10 $\mu$ F/16V				FL311	65T83591F01	FL Display			
CB05	23T74436F34	TAN., 22 $\mu$ F/16V				IC811	51T84772F01	IC, TORX172			
CB06	23T74436F34	TAN., 22 $\mu$ F/16V				IC812	51T84772F01	IC, TORX172			
CB07	23T90536F19	ELY., 33 $\mu$ F/16V				J3	09T83991F01	Timer Power Supply Input Jack			
Notes:						★ P1	28T86838F01	Plug, AC Cord			
●: For Japanese model only (JA), ■: For European model only (AD), ▲: For Canadian model only (UQ),						▲ P1	28T86838F01	Plug, AC Cord			
★: For North American model only (UZ), Others: Common.						● P1	28T81592F01	Plug, AC Cord			
- 29 -						■ P1	28T43812P01	Plug, AC Cord			
						★ PL315	65T84003F01	Lamp, Pilot 6V-65mA			
						▲ PL315	65T84003F01	Lamp, Pilot 6V-65mA			
						■ PL315	65T84003F01	Lamp, Pilot 6V-65mA			
						★ PL316	65T84003F01	Lamp, Pilot 6V-65mA			

Notes: ●: For Japanese model only (JA), ■: For European model only (AD), ▲: For Canadian model only (UQ),  
★: For North American model only (UZ), Others: Common.

Symbol No.	Part No.	Description			Symbol No.	Part No.	Description		
▲ PL316	65T84003F01	Lamp, Pilot 6V-65mA							
■ PL316	65T84003F01	Lamp, Pilot 6V-65mA							
★ PL317	65T84003F01	Lamp, Pilot 6V-65mA							
▲ PL317	65T84003F01	Lamp, Pilot 6V-65mA							
■ PL317	65T84003F01	Lamp, Pilot 6V-65mA							
Q121	48T56031F01	TR., 2SD1268							
Q126	48T56029F01	TR., 2SD1276							
Q131	48T56029F01	TR., 2SD1276							
Q132	48T56029F01	TR., 2SD1276							
■ S1	40T80259F02	Switch, Voltage Selector							
S335	40T84038F01	Switch, Spul							
S340	40T84036F01	Switch, Rotary							
S341	40T84036F01	Switch, Rotary							
● T101	25T83989F01	Power, Trans							
★ T101	25T83989F02	Power, Trans							
▲ T101	25T83989F02	Power, Trans							
■ T101	25T83989F03	Power, Trans							

Notes : ● : For Japanese model only (JA). ■ : For European model only (AD). ▲ : For Canadian model only (UQ).  
★ : For North American model only (UZ), Others : Common.



## Cabinet Assembly Parts List

NOTE: The parts without part numbers are not supplied.

Symbol No.	Index	Part No.	Description	Symbol No.	Index	Part No.	Description
●	1	64D09529F01	Panel, Front	36		03C42723U02	Screw, Cup (M3 × 8)
★	1	64D09529F02	Panel, Front	●	37	03S40012G98	Screw, Tapping (M3 × 8)
▲	1	64D09529F02	Panel, Front	★	37	03S71031F09	Screw, Countersink (M3 × 8)
■	1	64D09529F02	Panel, Front	▲	37	03S71031F09	Screw, Countersink (M3 × 8)
	2	01C83988F01	Assy., Frame Tray	■	37	03S71031F09	Screw, Countersink (M3 × 8)
	3	01B63087F01	Assy., Frame Function	●	39	47C64899F57	Shaft
	4	01B63088F01	Assy., Frame Ind	★	39	47C64899F61	Shaft, L=21.5
	5	36A83533F01	Knob, Push Eject	▲	39	47C84899F61	Shaft, L=21.5
	6	61A83541F01	Crystal, Timer	■	39	47C84899F61	Shaft, L=21.5
	7	64A83544F01	Panel, Ten Key		44	03B40942T02	Screw, Hex. Socket (M3 × 8)
	8	36A80166F01	Knob, Timer Switch	■	45	43B41625J02	Stopper, Cord
	9	36A83531F01	Knob, Slide Switch	●	45	43B41625J05	Stopper, Cord
	11	36A83555F01	Knob, Rotary Volume	▲	45	43B41625J05	Stopper, Cord
	12	36A83557F01	Knob, Rotary Switch	★	45	43B41625J05	Stopper, Cord
	13	36A83558F01	Knob, Rotary Volume "A"		46	05B41635J06	Rivet, Push
	14	36A83559F01	Knob, Rotary Volume "B"		47	47C64899F52	Shaft, P.C.B.
●	15	15C83563F01	Cover, Rear		48	03A82489F01	Screw, Tapping (M3 × 10)
■	15	15C83563F02	Cover, Rear		50	07A84472F01	Frame, Opt Jack
★	15	15C83563F03	Cover, Rear	●	52	03S43997P83	Screw, Bind (M2.6 × 4)
▲	15	15C83563F04	Cover, Rear	★	52	03S82671F02	Screw, Bind (M2.6 × 4)
	17	64B03532F01	Panel, Tray	▲	52	03S82671F02	Screw, Bind (M2.6 × 4)
	18	36B70885F07	Knob, Power	■	52	03S82671F02	Screw, Bind (M2.6 × 4)
	19	36A55234F03	Knob, Control		53	75S72374F82	Cushion, Rubber
	20	36A83536F01	Knob, Blank Noise		54	14S81481F88	Insulator, Cover
	21	15C83562F01	Cover, Top		60	03C40121T07	Screw, W./Double Washer (M3 × 6)
	22	03S91717F01	Screw, Round (M3 × 6)		68	29A41814G01	Lug
	24	03S44205G62	Screw, Bind (M2.6 × 5)		72	03S71031F02	Screw, Bind (M2.6 × 8)
	25	01A80290F01	Assy., Trannleg		73	03S40012G18	Screw, Tapping (M2.6 × 6)
●	26	75A67064F01	Felt		74	75S82361F42	Cushion, Rubber
▲	26	75A67064F01	Felt		75	29C41045P02	Lug Wrap Around
■	26	75A67064F01	Felt		76	14S91481F46	Insulator, Cover
★	26	75A94848F01	Pad, Felt		77	14S91481F69	Insulator, Cover
	27	03S40036U07	Screw, Pan (M4 × 12)		78	14A93194F01	Insulator, Shield
	28	03S40011G73	Screw, Countersink (M2 × 3)		79	14S81482F68	Insulator, Cover
	29	43A83728F01	Spacer, Switch		80	75S92415F26	Cushion, Rubber
	30	75S72374F05	Cushion, Rubber				
	31	75S62361F15	Cushion, Rubber				
	32	03S40036U01	Screw, W./Washer (M4 × 8)				
	33	03C40121T02	Screw, W./Double Washer (M3 × 6)				
	35	05B41635J02	Rivet, Push				

Notes: ●: For Japanese model only (JA), ■: For European model only (AD), ▲: For Canadian model only (UQ), ★: For North American model only (UZ), Others: Common.

NOTE: The parts without part numbers are not supplied.

Symbol No.	Index	Part No.	Description	Symbol No.	Index	Part No.	Description
	82	43A53357F01	Spacer, LED A				
	83	43A53357F03	Spacer, LED				
	84	07A80180F01	Frame, FL				
▲	93	09T51410F01	Holder, Fuse				
★	93	09T51410F01	Holder, Fuse				
■	93	09T51410F01	Holder, Fuse				
●	93	09T51960F01	Holder, Fuse				
	95	03S44205G67	Screw, Bind (M3 x 8)				
	97	01T83926F44	Assy., Connector				
★	98	05B41635J05	Rivet, Push				
▲	98	05B41635J05	Rivet, Push				
■	98	05B41635J05	Rivet, Push				
■	101	47C64899F43	Shaft, 30-M3				
■	103	09T45548F01	Holder, Fuse				
■	104	47C64899F62	Shaft, P.C.B. L=5 (1)				
■	105	43A43610F01	Bush, Switch				
★	106	43A94195F01	Holder, Lamp				
▲	106	43A94195F01	Holder, Lamp				
■	106	43A94195F01	Holder, Lamp				

Notes: ● : For Japanese model only (JA), ■ : For European model only (AD), ▲ : For Canadian model only (UQ),  
★ : For North American model only (UZ), Others : Common.

## Packing Assembly Parts List

Symbol No.	Part No.	Description	Symbol No.	Part No.	Description
▲	101-1	68P81707F79			Owners Manual
■	101-1	68P81707F79			Owners Manual
●	101-1	68P83132F13			Owners Manual
●	101-2	01T84041F01			Unit, Remocon
★	101-2	01T84041F02			Unit, Remocon
▲	101-2	01T84041F02			Unit, Remocon
■	101-2	01T84041F02			Unit, Remocon
	101-3	28T58909F01			Plug, Audio Cable
	101-4	01T82091F01			Assy., Mini Plug Cord
	101-5	60T58064F01			Battery, Sum-3 "Fuji"
	101-6	28T71168F01			Cord, Video
●	101-7	01T84012F01			Cord, AC
★	101-7	30T60804F01			Cord, Set Semko
▲	101-7	30T60804F01			Cord, Set Semko
■	101-7	30T60805F01			Cord, Set Semko
●	102	56S71001F03			Carton, Packing
★	102	56S83833F21			Carton, Packing
▲	102	56S83833F21			Carton, Packing
■	102	56S83833F21			Carton, Packing
	103	56B40442T03			Front Frame Packing
	104	56D83582F01			Tray, Packing
	105	56B40230G08			Sack, Polyethylene
	106	56B93801F01			Pad, Packing
★	107	56S83833F22			Carton, Bulk Packing

Notes: ●: For Japanese model only (JA), ■: For European model only (AD), ▲: For Canadian model only (UQ), ★: For North American model only (UZ), Others: Common.