

# SERVICE MANUAL



Digital Synthesized AM/FM Stereo Tuner

# T-100L/T-100

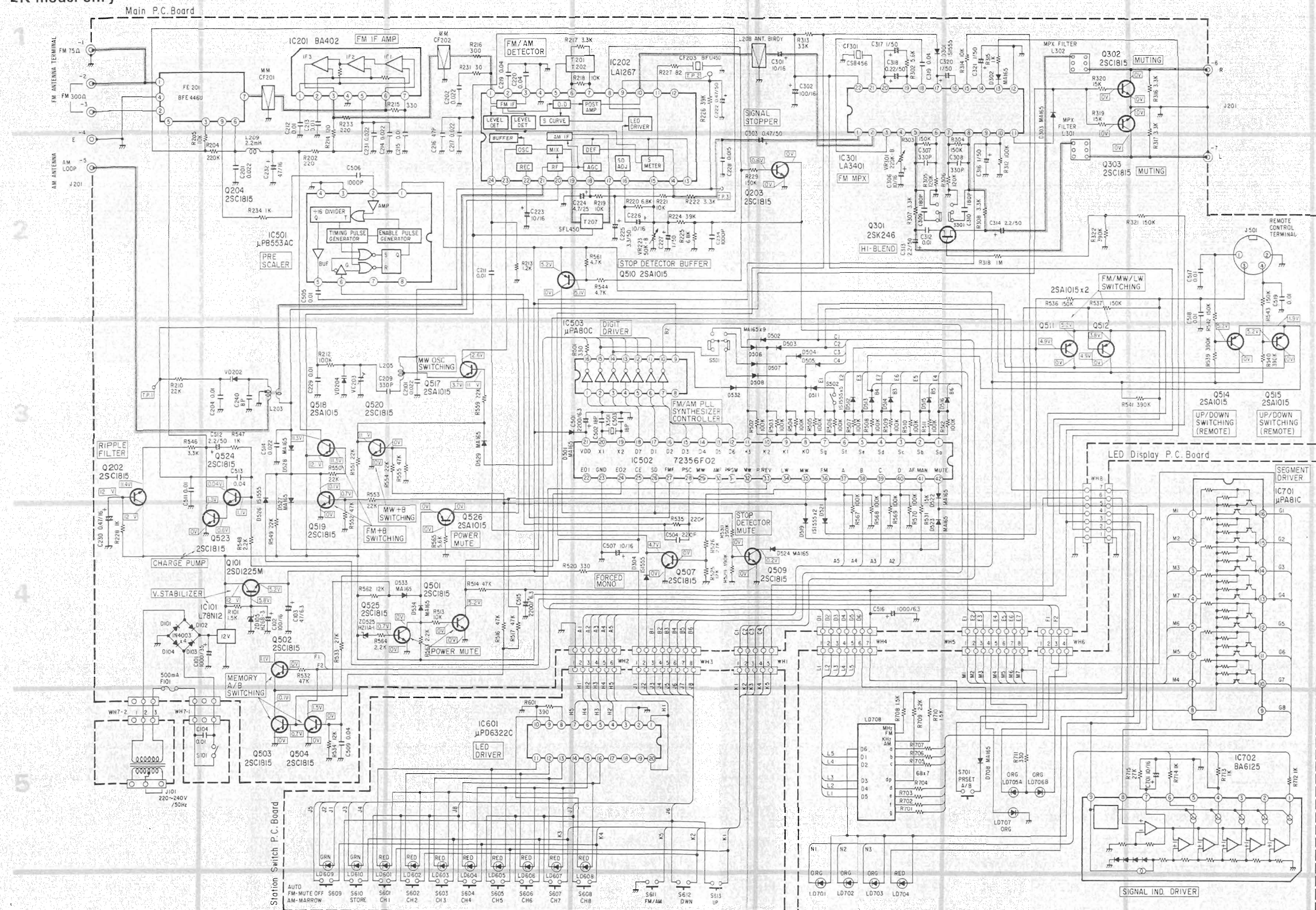
Temporary





# Schematic Diagram

EK model only



IC301

1	3.1V	12	0V
2	3.1V	13	10.5V
3	3.1V	14	5.1V
4	3.1V	15	0V
5	6.8V	16	2.9V
6	12	17	1.2V
7	3.1V	18	2.9V
8	6.8V	19	2.9V
9	3.1V	20	0.6V
10	0V	21	1.8V
11	0V	22	1.2V

IC202

1	2.2V	13	1V
2	2.2V	14	1.5V
3	2.2V	15	0.2V
4	0V	16	0.2V
5	12	17	1.2V
6	12	18	1.4V
7	3.1V	19	2.9V
8	4.9V	20	0.6V
9	3.1V	21	0.6V
10	2.9V	22	3.7V
11	1.5V	23	2.9V
12	0V	24	1.1V

IC201

1	2V
2	2V
3	10.4V
4	0V
5	5.6V
6	2V
7	2V
8	0V

IC503

1	4.5V	9	5.2V
2	2V	10	0.4V
3	10.4V	11	0.4V
4	2V	12	0.3V
5	5.6V	13	0.3V
6	4.2V	14	0.3V
7	4.2V	15	0.3V
8	0V	16	0V

IC501

1	5.2V
2	4.4V
3	0V
4	0V
5	3.9V
6	0.3V
7	0V
8	0V

IC701

1	1.8V	9	0V
2	3.2V	10	0.3V
3	1.8V	11	1.3V
4	0V	12	1.0V
5	3.2V	13	0.9V
6	2.5V	14	0.9V
7	1.2V	15	0.3V
8	0V	16	0.9V

IC702

1	10.6V
2	0V
3	0V
4	10.5V
5	0V
6	16.0V
7	0V
8	0V
9	12V

IC601

1	5.2V	11	3.5V
2	0V	12	3.5V
3	0V	13	3.5V
4	0V	14	4.8V
5	0V	15	0V
6	0V	16	0V
7	0V	17	0V
8	0V	18	0V
9	0V	19	0V
10	0V	20	5.2V

IC502

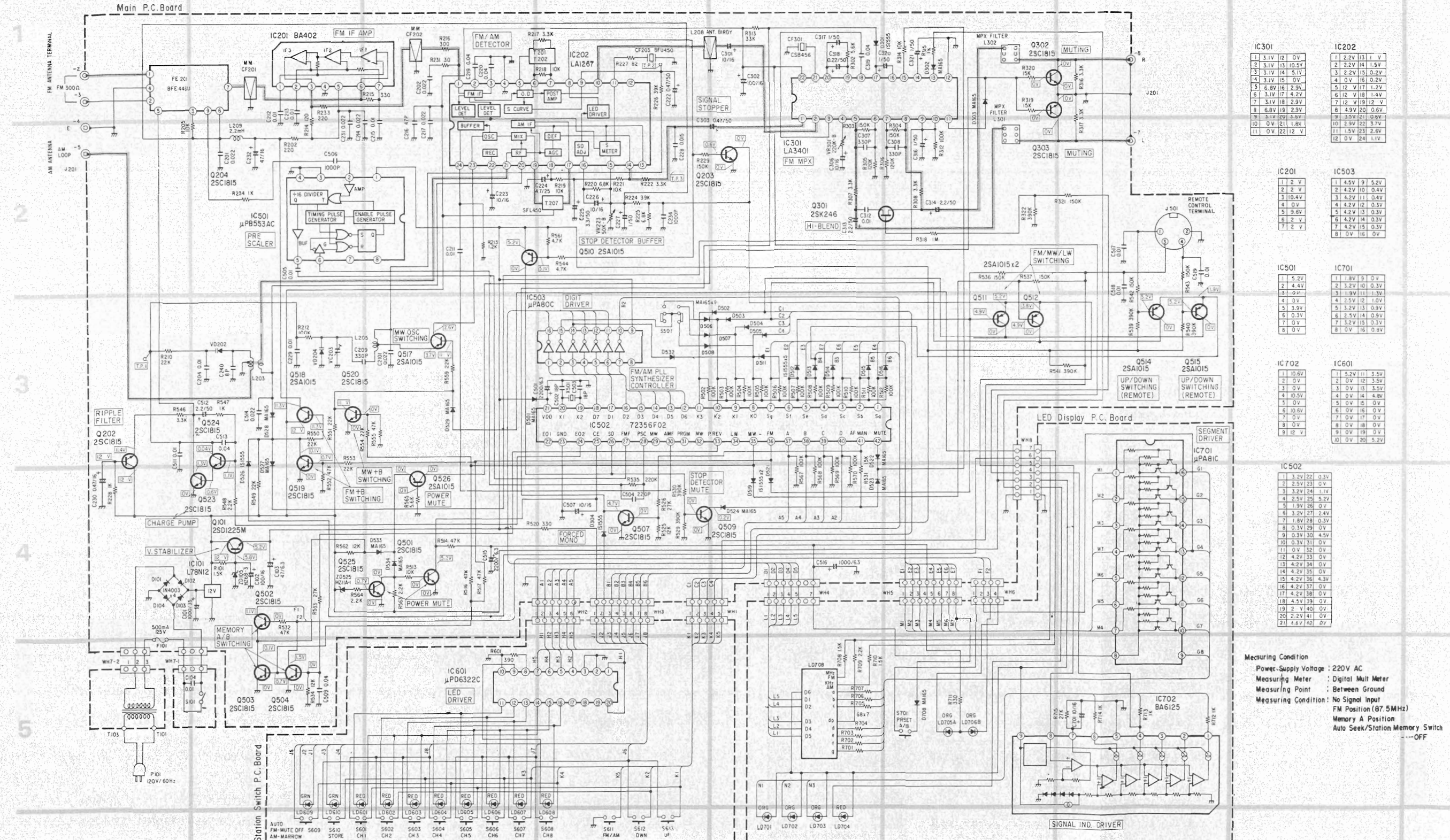
1	3.2V	22	0.3V
2	2.5V	23	0V
3	2.2V	24	1.1V
4	2.5V	25	5.2V
5	1.9V	26	0V
6	3.2V	27	2.4V
7	0V	28	0.3V
8	0.3V	29	0V
9	0.3V	30	4.5V
10	0.3V	31	0V
11	0V	32	0V
12	4.2V	33	0V
13	4.2V	34	0V
14	4.2V	35	0V
15	4.2V	36	4.3V
16	4.2V	37	0V
17	4.2V	38	0V
18	4.5V	39	0V
19	2V	40	0V
20	2.2V	41	0V
21	4.5V	42	0V

Measuring Condition:  
 Power Supply Voltage : 220V AC  
 Measuring Meter : Digital Mult Meter  
 Measuring Point : Between Ground  
 Measuring Condition : No Signal Input  
 FM Position (87.5MHz)  
 Memory A Position  
 Auto Seek/Station Memory Switch  
 ----OFF

NOTES:  
 1. All resistance values are in ohms. K = 1,000  
 2. All capacitance values are in microfarads. P = 1,000,000

# Schematic Diagram

UZ model only



IC301

1	3.1V	12	0V
2	3.1V	13	0.5V
3	3.1V	14	5.1V
4	3.1V	15	0V
5	6.8V	16	2.9V
6	3.1V	17	4.2V
7	3.1V	18	2.9V
8	6.8V	19	2.9V
9	3.1V	20	3.9V
10	0V	21	1.8V
11	0V	22	1.2V

IC202

1	2.2V	13	1.1V
2	2.2V	14	1.1V
3	2.2V	15	0.2V
4	0V	16	0.2V
5	1.2V	17	1.2V
6	1.2V	18	1.4V
7	1.2V	19	1.2V
8	4.9V	20	0.5V
9	3.5V	21	0.0V
10	2.9V	22	3.7V
11	1.5V	23	2.5V
12	0V	24	1.1V

IC201

1	2V
2	2V
3	10.4V
4	0V
5	9.6V
6	2V
7	2V

IC503

1	4.5V	9	5.2V
2	4.2V	10	0.4V
3	4.2V	11	0.4V
4	4.2V	12	0.3V
5	4.2V	13	0.3V
6	4.2V	14	0.3V
7	4.2V	15	0.3V
8	0V	16	0V

IC501

1	5.2V
2	4.4V
3	0V
4	3V
5	3.9V
6	0.3V
7	0V
8	0V

IC701

1	1.8V	9	0V
2	1.2V	10	0.3V
3	1.9V	11	1.3V
4	1.5V	12	0V
5	1.2V	13	0.9V
6	1.5V	14	0.9V
7	1.2V	15	0.3V
8	0V	16	0.9V

IC702

1	10.6V
2	0V
3	0V
4	10.5V
5	0V
6	10.6V
7	0V
8	0V
9	12V
10	12V

IC601

1	5.2V	11	5.2V
2	0V	12	5.5V
3	0V	13	3.5V
4	0V	14	4.8V
5	0V	15	0V
6	0V	16	0V
7	0V	17	0V
8	0V	18	0V
9	0V	19	0V
10	0V	20	5.2V

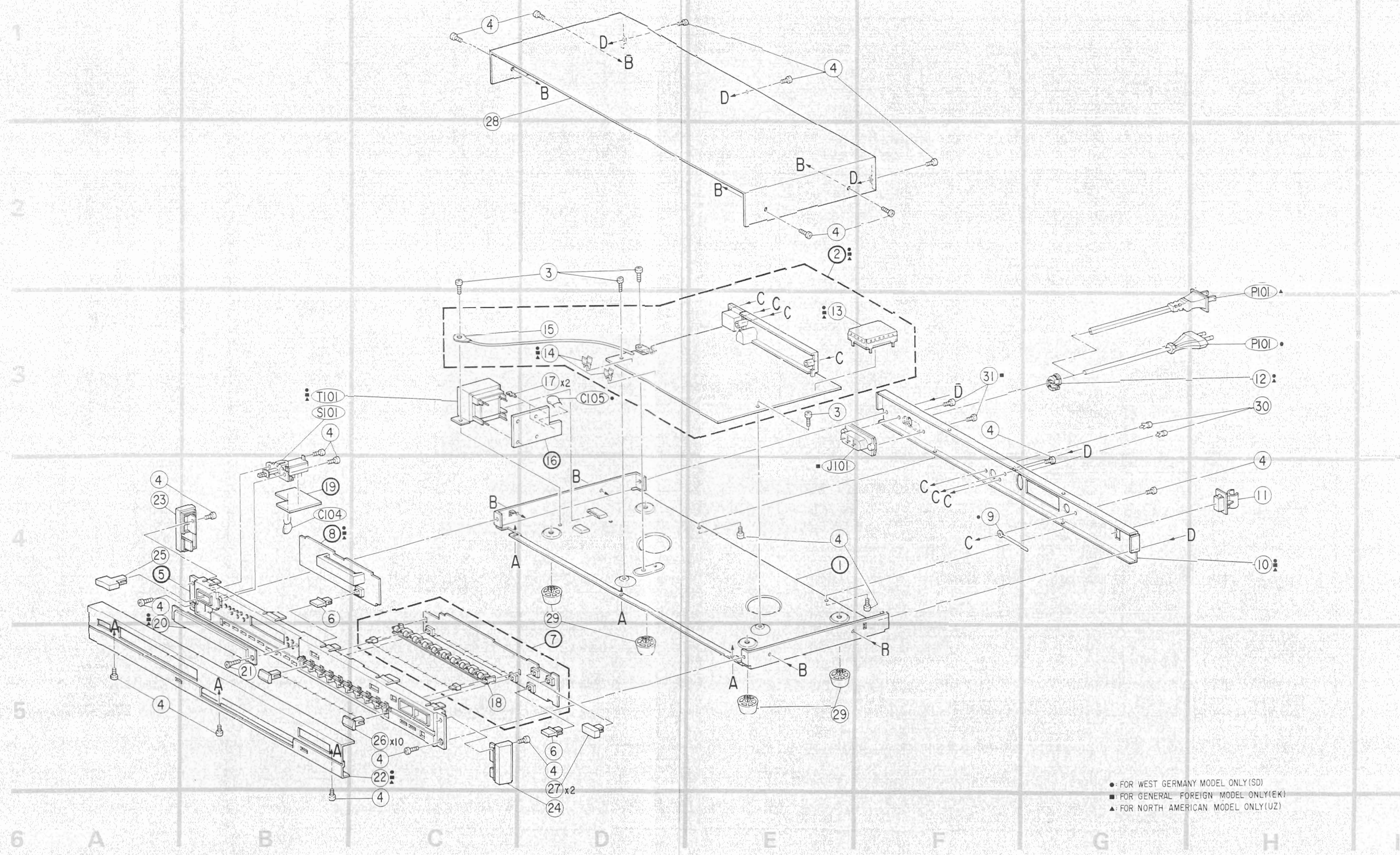
IC502

1	3.2V	22	0.3V
2	2.5V	23	0V
3	3.2V	24	1.1V
4	2.5V	25	3.2V
5	1.9V	26	0V
6	3.2V	27	2.4V
7	1.8V	28	0.3V
8	0.3V	29	0V
9	0.3V	30	4.5V
10	0.3V	31	0V
11	0V	32	0V
12	4.2V	33	0V
13	4.2V	34	0V
14	4.2V	35	0V
15	4.2V	36	4.3V
16	4.2V	37	0V
17	4.2V	38	0V
18	4.5V	39	0V
19	2V	40	0V
20	2.2V	41	0V
21	4.8V	42	0V

Measuring Condition  
 Power-Supply Voltage : 220V AC  
 Measuring Meter : Digital Mult Meter  
 Measuring Point : Between Ground  
 Measuring Condition : No Signal Input  
 FM Position (87.5MHz)  
 Memory A Position  
 Auto Seek/Station Memory Switch  
 ----OFF

NOTES:  
 1. All resistance values are in ohms. K = 1,000  
 2. All capacitance values are in microfarads. P = 1,000,000

Exploded View (Cabinet)



● FOR WEST GERMANY MODEL ONLY (SD)  
 ■ FOR GENERAL FOREIGN MODEL ONLY (EK)  
 ▲ FOR NORTH AMERICAN MODEL ONLY (UZ)

# Electrical Parts List

**Resistors:** Carbon resistors under ¼ watts are not mentioned in the parts list, please confirm them by schematic diagram.  
 uF = microfarads, pF = picofarads

Symbol No.	Part No.	Description
<b>Main P.C. Board</b>		
<b>IC's</b>		
IC101	51T56583F07	L78N 12V
IC201	51T62863F01	BA402
IC202	51T72218F01	LA1267
IC301	51T72226F01	LA3401
IC501	51T43271F01	µPB553AC
IC502	51T72356F02	72356F02
IC503	51T63342F01	µPA80C
<b>Transistors</b>		
Q101	48T63085F01	2SD1225M
Q202	48T55181F01	2SC1740
or	48S43525F05	2SC1815
Q203	48T55181F01	2SC1740
or	48S43525F05	2SC1815
• Q204	48S43525F05	2SC1815
• or	48S55181F01	2SC1740
Q301	48T66948F01	FET, 2SK246
Q302	48T55181F01	2SC1740
or	48S43525F05	2SC1815
Q303	48T55181F01	2SC1740
or	48S43525F05	2SC1815
Q501	48T55181F01	2SC1740
or	48S43525F05	2SC1815
Q502	48T55181F01	2SC1740
or	48S43525F05	2SC1815
Q503	48T55181F01	2SC1740
or	48S43525F05	2SC1815
Q504	48T55181F01	2SC1740
or	48S43525F05	2SC1815
Q507	48T55181F01	2SC1740
or	48S43525F05	2SC1815
Q509	48T55181F01	2SC1740
or	48S43525F05	2SC1815
Q510	48T55349F01	2SA933A
or	48T51118F03	2SA1015
Q511	48T55349F01	2SA933A
or	48T51118F03	2SA1015

Symbol No.	Part No.	Description
Q512	48T55349F01	2SA933A
or	48T51118F03	2SA1015
• Q513	48T55349F01	2SA933
• or	48T51118F03	2SA1015
Q514	48T55349F01	2SA933A
or	48T51118F03	2SA1015
Q515	48T55349F01	2SA933A
or	48T51118F03	2SA1015
• Q516	48T55349F01	2SA933
• or	48T51118F03	2SA1015
Q517	48T55349F01	2SA933A
or	48T51118F03	2SA1015
Q518	48T55349F01	2SA933A
or	48T51118F03	2SA1015
Q519	48T55181F01	2SC1740
or	48S43525F05	2SC1815
Q520	48T55181F01	2SC1740
or	48S43525F05	2SC1815
• Q521	48S43525F05	2SC1815
• or	48S55181F01	2SC1740
• Q522	48T55349F01	2SA933
• or	48T51118F03	2SA1015
Q523	48T55181F01	2SC1740
or	48S43525F05	2SC1815
Q524	48T55181F01	2SC1740
or	48S43525F05	2SC1815
Q525	48T55181F01	2SC1740
or	48S43525F05	2SC1815
Q526	48T55349F01	2SA933A
or	48T51118F03	2SA1015
<b>Diodes</b>		
D105	48T52739F39	Zener HZ6B-3
• D201	48T44813F01	MA165TA
D202	48T44813F01	MA165TA
• D203	48T44813F01	MA165TA
D301	48T43189F01	1S1555
D302	48T44813F01	MA165TA
D303	48T44813F01	MA165TA
D304	48T43189F01	1S1555
D501	48T44813F01	MA165TA
D502	48T44813F01	MA165TA

- : For West Germany model only (SD)
- ▲ : For North American model only (UZ)
- : For General European model only (EK)

Symbol No.	Part No.	Description
D503	48T44813F01	MA165TA
D504	48T44813F01	MA165TA
D505	48T44813F01	MA165TA
D506	48T44813F01	MA165TA
D507	48T44813F01	MA165TA
▲ D508	48T44813F01	MA165TA
■ D508	48T44813F01	MA165TA
▲ D511	48T44813F01	MA165TA
■ D511	48T44813F01	MA165TA
D512	48T43189F01	1S1555
D513	48T43189F01	1S1555
D514	48T43189F01	1S1555
D515	48T43189F01	1S1555
D516	48T43189F01	1S1555
● D517	48T43189F01	1S1555
● D518	48T43189F01	1S1555
D519	48T43189F01	1S1555
● D520	48T43189F01	1S1555
● D521	48T43189F01	1S1555
D522	48T44813F01	MA165TA
D523	48T44813F01	MA165TA
D524	48T44813F01	MA165TA
D525	48T52739F61	Zener HZ11A-1
or	48T52739F62	Zener HZ11A-2
D526	48T43189F01	1S1555
D527	48T44813F01	MA165TA
D528	48T44813F01	MA165TA
D529	48T44813F01	MA165TA
● D530	48T43189F01	1S1555
● D531	48T43189F01	1S1555
D532	48T44813F01	MA165TA
D533	48T44813F01	MA165TA
D534	48T44813F01	MA165TA
● VD201	48T52826F01	Varactor, SVC321SP-A2
or	48T52826F02	Varactor, SVC321SP-B2
VD202	48T52826F01	Varactor, SVC321SP-A2
or	48T52826F02	Varactor, SVC321SP-B2
● VD203	48T52826F01	Varactor, SVC321SP-A2
or	48T52826F02	Varactor, SVC321SP-B2
VD204	48T52826F01	Varactor, SVC321SP-A2
or	48T52826F02	Varactor, SVC321SP-B2

Symbol No.	Part No.	Description
<b>Inductors</b>		
● L203	24T73458F01	MW Ant. N (BLK)
● L204	24T72222F01	LW Ant. (BLK)
L205	24T72223F01	MW OSC (BLK)
● L206	24T72224F01	LW OSC. (BLK)
L208	91T68037F01	Filter, Anti Birdy
L209	24T50508F14	Coil, 2.2mH
L301	91T66943F01	Filter, MPX
L302	91T66943F01	Filter, MPX
<b>Transformers</b>		
T201	24T74167F01	IFT, FM N 1ST
T202	24T74168F01	IFT, FM N 2ND
T207	24T67274F01	IFT, SFL450B-3
<b>Switches</b>		
■ S301	40T72577F01	Slide, SSSS22
■ S501	40T72577F01	Slide, SSSS22
▲ S501	40T72577F01	Slide, SSSS22
■ S502	40T72576F01	Slide, SSSS21
<b>Crystal</b>		
X501	48T80305F01	NDK 4.5 MHz
<b>Jacks</b>		
● J201	09T72217F01	Antenna/Output Terminal
▲ J201	09T72217F02	Antenna/Output Terminal
■ J201	09T72217F01	Antenna/Output Terminal
J501	09T56274F01	Remote Control Terminal 4P 4640-01A
<b>Fuses</b>		
● F101	65T42077U13	Semko T-500mA
▲ F101	65T42077U13	Semko T-500mA
■ F101	65T52486F01	MF61NM 0.5A-125V

● : For West Germany model only (SD)  
▲ : For North American model only (UZ)  
■ : For General European model only (EK)

Symbol No.	Part No.	Description
<b>Filters</b>		
● BF201	91T77482F01	FM, B.P.F. BPMB6A
CF201	91T51130F01	Ceramic SFE10.7MM
CF202	91T51130F01	Ceramic SFE10.7MM
CF203	91T60378F01	Ceramic BFU450C4N
CF301	91T68469F02	Ceramic, Lock 456F14
<b>Capacitors</b>		
C101	23S41198U66	Electrolytic 1000 uF/35V
C102	23S40657F14	Electrolytic 100 uF/16V
C103	23S40657F02	Electrolytic 47 uF/6.3V
C201	08S40805F21	Ceramic 0.022 uF
C202	08S40805F21	Ceramic 0.022 uF
● C203	08S40805F19	Ceramic 0.01 uF
● C204	08S40805F19	Ceramic 0.01 uF
● C205	21S40655F16	Ceramic 27 pF
● C207	21S40655F17	Ceramic 33 pF
● C208	21S40655F24	Ceramic 120 pF
C209	21S40655F29	Ceramic 330 pF
C210	08S40805F21	Ceramic 0.022 uF
● C211	08S40805F19	Ceramic 0.01 uF
● C212	08S40805F19	Ceramic 0.01 uF
● C213	08S40805F19	Ceramic 0.01 uF
C214	08S40805F21	Ceramic 0.022 uF
● C215	08S40805F19	Ceramic 0.01 uF
C216	21C41701J72	Ceramic 47 pF
C217	08S40805F21	Ceramic 0.022 uF
C219	08S40805F22	Ceramic 0.04 uF
C220	08S40805F22	Ceramic 0.04 uF
C222	23S40657F27	Electrolytic 0.47 uF/50V
C223	23S40657F10	Electrolytic 10 uF/16V
C224	23S40657F16	Electrolytic 4.7 uF/25V
C225	23S40657F30	Electrolytic 3.3 uF/50V
C226	23S40657F10	Electrolytic 10 uF/16V
C227	23S40657F28	Electrolytic 1 uF/50V
C228	08S40805F20	Ceramic 0.015 uF
● C229	08S40805F19	Ceramic 0.01 uF
C230	23S40657F13	Electrolytic 47 uF/16V
C231	08S40805F21	Ceramic 0.022 uF
C232	23S40657F13	Electrolytic 47 uF/16V
C233	21C45322G10	Ceramic 10 pF
● C233	21C45322G10	Ceramic 10 pF
C234	08S40805F07	Ceramic 1000 pF

Symbol No.	Part No.	Description
C240	21S40655F09	Ceramic 8 pF
C301	23S40657F10	Electrolytic 10 uF/16V
C302	23S40657F14	Electrolytic 100 uF/16V
C303	23S40657F27	Electrolytic 0.47 uF/50V
C306	23S40657F10	Electrolytic 10 uF/16V
● C307	08T52448F01	Polypropylene 330 pF
■ C307	08T52448F01	Polypropylene 330 pF
▲ C307	08T52448F06	Polypropylene 510 pF
● C308	08T52448F01	Polypropylene 330 pF
▲ C308	08T52448F01	Polypropylene 330 pF
■ C308	08T52448F06	Polypropylene 510 pF
■ C309	08T42081U07	Polypropylene 180 pF
■ C310	08T42081U07	Polypropylene 180 pF
● C312	08S40805F19	Ceramic 0.01 uF
C313	23S40657F29	Electrolytic 2.2 uF/50V
C314	23S40657F29	Electrolytic 2.2 uF/50V
C316	23S40657F28	Electrolytic 1 uF/50V
C317	23S40657F28	Electrolytic 1 uF/50V
C318	23T42478F20	Electrolytic 0.22 uF/50V
C319	08S40805F22	Ceramic 0.04 uF
C320	23S40657F28	Electrolytic 1 uF/50V
C321	23S40657F28	Electrolytic 1 uF/50V
C501	23S41198U69	Electrolytic 2200 uF/6.3V
C502	21C45322G13	Ceramic 18 pF
C503	21S40655F14	Ceramic 18 pF
C504	21C45322G25	Ceramic 220 pF
C505	08S40805F19	Ceramic 0.01 uF
C506	08S40805F07	Ceramic 1000 pF
C507	23S40657F10	Electrolytic 10 uF/16V
C509	08S40805F22	Ceramic 0.04 uF
● C510	23S40657F16	Electrolytic 4.7 uF/25V
C511	08S40805F19	Ceramic 0.01 uF
C512	23S40657F29	Electrolytic 2.2 uF/50V
C513	08S40805F22	Ceramic 0.04 uF
C514	08S40805F21	Ceramic 0.022 uF
C515	23S41198U69	Electrolytic 2200 uF/6.3V
C516	23S41198U62	Electrolytic 1000 uF/6.3V
C517	08S40805F19	Ceramic 0.01 uF
C518	08S40805F19	Ceramic 0.01 uF
C519	08S40805F19	Ceramic 0.01 uF
VC203	20T47503F02	Trimmer, TZ03 (RED)
● VC204	20T47503F02	Trimmer, TZ03 (RED)

- : For West Germany model only (SD)
- ▲ : For North American model only (UZ)
- : For General European model only (EK)



Symbol No.	Part No.	Description
<b>Resistors</b>		
VR223	18C42061J15	Variable 50K ohm
VR301	18C42061J17	Variable
<b>Station Switch P.C. Board</b>		
<b>IC</b>		
IC601	51T68733F01	μPD6322C
<b>Diodes</b>		
LD601	48T72212F01	LED (RED) SLB15VR1X5
LD602	48T72212F01	LED (RED) SLB15VR1X5
LD603	48T72212F01	LED (RED) SLB15VR1X5
LD604	48T72212F01	LED (RED) SLB15VR1X5
LD605	48T72212F01	LED (RED) SLB15VR1X5
LD606	48T72212F01	LED (RED) SLB15VR1X5
LD607	48T72212F01	LED (RED) SLB15VR1X5
LD608	48T72212F01	LED (RED) SLB15VR1X5
LD609	48T72211F01	LED (GRN) SLB15MG1X5
LD610	48T72211F01	LED (GRN) SLB15MG1X5
<b>Switches</b>		
S601	40T52952F01	KHC10903 (M1)
S602	40T52952F01	KHC10903 (M2)
S603	40T52952F01	KHC10903 (M3)
S604	40T52952F01	KHC10903 (M4)
S605	40T52952F01	KHC10903 (M5)
S606	40T52952F01	KHC10903 (M6)
S607	40T52952F01	KHC10903 (M7)
S608	40T52952F01	KHC10903 (M8)
S609	40T52952F01	KHC10903 (Auto Seek)
S610	40T52952F01	KHC10903 (FM Mute-ST)
S611	40T52952F01	KHC10903 (Store)
S612	40T52952F01	KHC10903 (FM/MW/LW)
S613	40T52952F01	KHC10903 (Tuning Down, up)

Symbol No.	Part No.	Description
<b>LED/Display P.C. Board</b>		
<b>IC's</b>		
IC701	51T63966F01	μPA81C
IC702	51T51086F01	BA6125
<b>Diodes</b>		
D708	48T44813F01	MA165TA
LD701	48T60488F01	LED, SLR-54DU3 (ORG)
LD702	48T60488F01	LED, SLR-54DU3 (ORG)
LD703	48T60488F01	LED, SLR-54DU3 (ORG)
LD704	48T66616F02	LED, SLR-54VR3 (RED)
LD705	48T60488F01	LED, SLR-54DU3 (ORG)
LD706	48T60488F01	LED, SLR-54DU3 (ORG)
● LD707	48T60488F01	LED, SLR-54DU3 (ORG)
LD708	48T72214F01	LED, Display LC-2053
<b>Switch</b>		
S701	40T52952F01	KHC10903 (Memory A/B)
<b>Capacitor</b>		
C701	23S40657F10	Electrolytic 10 μF/16V
<b>Miscellaneous</b>		
C104	21T68834F01	Capacitor, Ceramic 0.01μF
● C105	08T57437F08	Capacitor, Ceramic 4700pF
■ J101	09T60095F03	Socket, AC
P101	28T43812P04	Plug, AC Cord
P101	28T40916U01	Plug, AC Cord
S101	40T72790F01	Switch, Power SUF12
● T101	25T72210F01	Trans, Power
▲ T101	25T72210F04	Trans, Power
■ T101	25T72210F02	Trans, Power

- : For West Germany model only (SD)
- ▲ : For North American model only (UZ)
- : For General European model only (EK)

## Parts List by Specific Countries

Symbol No.	Description	Power Source		
		T-100L	T-100	
		SD ●	UZ ▲	EK ■
		220V	120V	220V
		West Germany	North America	General Foreign
Q204	Transistor	48S43525F05	Not Used	Not Used
or	Transistor	48S55181F01	Not Used	Not Used
Q513	Transistor	48T55349F01	Not Used	Not Used
or	Transistor	48T51118F03	Not Used	Not Used
Q516	Transistor	48T55349F01	Not Used	Not Used
or	Transistor	48T51118F03	Not Used	Not Used
Q521	Transistor	48S43525F05	Not Used	Not Used
or	Transistor	48S55181F01	Not Used	Not Used
Q522	Transistor	48T55349F01	Not Used	Not Used
or	Transistor	48T51118F03	Not Used	Not Used
D201	Diode	48T44813F13	Not Used	Not Used
D202	Diode	48T44813F13	Not Used	Not Used
D203	Diode	48T44813F13	Not Used	Not Used
D508	Diode	Not Used	48T44813F01	48T44813F01
D511	Diode	Not Used	48T44813F01	48T44813F01
D517	Diode	48T43189F01	Not Used	Not Used
D518	Diode	48T43189F01	Not Used	Not Used
D520	Diode	48T43189F01	Not Used	Not Used
D530	Diode	48T43189F01	Not Used	Not Used
D531	Diode	48T43189F01	Not Used	Not Used
LD707	LED	48T60488F01	Not Used	48T60488F01
VD201	Varactor	48T52826F01	Not Used	Not Used
VD203	Varactor	48T52826F01	Not Used	Not Used
L204	Coil	24T72222F01	Not Used	Not Used
L206	Coil	24T72224F01	Not Used	Not Used
T101	Trans, Power	25T72210F01	25T72210F04	25T72210F02
S301	Switch	Not Used	Not Used	40T72577F01
S501	Switch	Not Used	40T72577F01	40T72577F01
S502	Switch	Not Used	Not Used	40T72576F01
P101	Plug, AC Cord	28T43812P04	28T40916U01	Not Used
J101	Socket, AC	Not Used	Not Used	09T60095F03
J201	Antenna/Output Terminal	09T72217F01	09T72217F02	09T72217F01
F101	Fuse, Semko	65T42077U13	65T52486F01	65T42077U13
BF201	FM B.P.F.	91T74482F01	Not Used	Not Used
C105	Capacitor, Ceramic	08T57437F08	Not Used	Not Used
C203	Capacitor, Ceramic	08S40805F19	Not Used	Not Used

Symbol No.	Description	Power Source		
		T-100L	T-100	
		SD ●	UZ ▲	EK ■
		220V	120V	220V
		West Germany	North America	General Foreign
C205	Capacitor, Ceramic	21S40655F16	Not Used	Not Used
C207	Capacitor, Ceramic	21S40655F17	Not Used	Not Used
C208	Capacitor, Ceramic	21S40655F24	Not Used	Not Used
C233	Capacitor, Ceramic	21C45322G10	Not Used	Not Used
C307	Capacitor, Polypropylene	08T52448F01	08T52448F06	08T52448F01
C308	Capacitor, Polypropylene	08T52448F01	08T52448F06	08T52448F01
C309	Capacitor, Polypropylene	Not Used	Not Used	08T42081U07
C310	Capacitor, Polypropylene	Not Used	Not Used	08T42081U07
C510	Capacitor, Electrolytic	23S40657F16	Not Used	Not Used
VC204	Trimmer	20T47503F02	Not Used	Not Used
9	Lug	29A737272	Not Used	Not Used
10	Cover, Rear	15D72189F04	15D72189F05	15D72189F07
12	Support, Cord	43B41625J02	43B41625J02	Not Used
13	Tuner	77T80157F01	77T70952F01	77T70952F01
14	Holder, Fuse	09T51410F01	09T51960F01	09T51410F01
20	Crystal, Acryl	61B72190F02	61B72190F03	61B72190F02
22	Panel, Front	64D72191F03	64D72191F04	64D72191F04
31	Screw, Pan	Not Used	Not Used	03S40011G17
101	Carton, Packing	56S71001F42	56S71001F46	56S71001F46
104	Assembly, Pamphlet	01V74500F16	01V74500F64	01V74500F71
104-1	Owner's Manual	68P73333F82	68P73333F83	68P73333F82
104-5	Cord, Set Semko	Not Used	Not Used	30T60805F01



## Packing Assembly Parts List

Symbol No.	Part No.	Description
● 101	56S71001F42	Carton, Packing (Individual)
▲ 101	56S71001F46	Carton, Packing
■ 101	56S71001F46	Carton Packing
102	56B40230G34	Sack, Polyethylene
103	56D72204F01	Tray, Packing
● 104	01V74500F16	Assembly, Pamphlet
▲ 104	01V74500F64	Assembly, Pamphlet
■ 104	01V74500F71	Assembly, Pamphlet
● 104-1	68P73333F82	Owner's Manual
▲ 104-1	68P73333F83	Owner's Manual
■ 104-1	68P73333F82	Owner's Manual
104-2	85T72227F01	Antenna, FM
104-3	85T72228F01	Antenna, AM
104-4	28T70621F03	Plug, Output
■ 104-5	30T60805F01	Cord, Set Semko

Symbol No.	Part No.	Description

● : For West Germany model only (SD)  
 ▲ : For North American model only (UZ)  
 ■ : For General European model only (EK)