

Service Manual

DV12 /A1G/C1G/F1N/L1G/N1G/S1G/U1G
/N1B/U1B

DVD Player

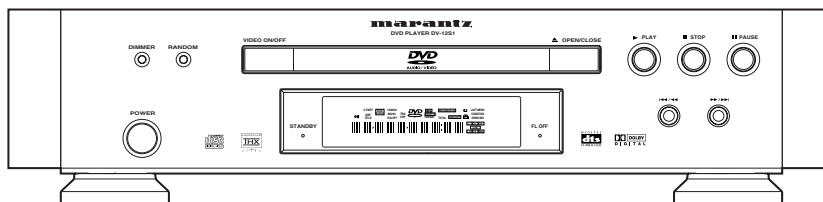


TABLE OF CONTENTS

SECTION	PAGE
1. TECHNICAL SPECIFICATIONS	1
2. CONNECTION FACILITIES	2
3. INFORMATIONS	3
4. SERVICE HINTS AND TOOLS	4
5. WARNING AND LASER SAFETY INSTRUCTIONS	5
6. TAKING THE DISC OUT OF EMERGENCY	7
7. SERVICE MODE	8
8. WIRING DIAGRAMS	9
9. BLOCK DIAGRAMS	11
10. SCHEMATIC DIAGRAM	13
11. PARTS LOCATION	31
12. MICROPROCESSOR AND IC DATA	39
13. EXPLODED VIEW AND PARTS LIST	45
14. ELECTRICAL PARTS LIST	48
DB-VLD101/102 (DVD LOADER FOR MARANTZ)	
2.1 EXTERIOR	2-1
2.2 LOADING MECHANISM ASS'Y	2-2
2.3 TRAVERSE MECHANISM ASS'Y	2-3
DB-VPB231/232/233 (DVD PCB MODULE FOR MARANTZ)	
3.1 DIAGRAMS (BLOCK, WIRING, SCHEMATIC)	3-2
3.2 PCB CONNECTION DIAGRAM	3-17
3.3 GENERAL INFORMATION (ADJ., ID NUMBER., TEST MODE., TROUBL., IC.)	3-20
3.4 PCB PARTS LIST	3-43



U L T R A



Please use this service manual with referring to the user guide (D.F.U.) without fail.
修理の際は、必ず取扱説明書を準備し操作方法を確認の上作業を行ってください。

marantz®

DV-12S1

411K855010 MIT
3120 785 22860
First Issue 2002.02

DV-12S1

MARANTZ DESIGN AND SERVICE

Using superior design and selected high grade components, **MARANTZ** company has created the ultimate in stereo sound. Only original **MARANTZ** parts can insure that your **MARANTZ** product will continue to perform to the specifications for which it is famous.

Parts for your **MARANTZ** equipment are generally available to our National Marantz Subsidiary or Agent.

ORDERING PARTS :

Parts can be ordered either by mail or by Fax.. In both cases, the correct part number has to be specified.

The following information must be supplied to eliminate delays in processing your order :

1. Complete address
2. Complete part numbers and quantities required
3. Description of parts
4. Model number for which part is required
5. Way of shipment
6. Signature : any order form or Fax. must be signed, otherwise such part order will be considered as null and void.

USA

MARANTZ AMERICA, INC
1100 MAPLEWOOD DRIVE
ITASCA, IL. 60143
USA
PHONE : 630 - 741 - 0300
FAX : 630 - 741 - 0301

EUROPE / TRADING

MARANTZ EUROPE B.V.
P. O. BOX 8744, BUILDING SILVERPOINT
BEEMDSTRAAT 11, 5653 MA EINDHOVEN
THE NETHERLANDS
PHONE : +31 - 40 - 2507844
FAX : +31 - 40 - 2507860

BRAZIL

PHILIPS DA AMAZONIA IND. ELET. ITDA
CENTRO DE INFORMACOES AO
CEP 04698-970
SAO PAULO, SP, BRAZIL
PHONE : 0800 - 123123 (Discagem Direta Gratuita)
FAX : +55 11 534. 8988

PROFESSIONAL AMERICAS

SUPERSCOPE TECHNOLOGIES, INC.
MARANTZ PROFESSIONAL PRODUCTS
2640 WHITE OAK CIRCLE, SUITE A
AURORA, ILLINOIS 60504 USA
PHONE : 630 - 820 - 4800
FAX : 630 - 820 - 8103

PROFESSIONAL AUSTRALIA

TECHNICAL AUDIO GROUP PTY, LTD
558 DARLING STREET,
BALMAIN, NSW 2041,
AUSTRALIA
PHONE : 61 - 2 - 9810 - 5300
FAX : 61 - 2 - 9810 - 5355

CANADA

LENBROOK INDUSTRIES LIMITED
633 GRANITE COURT,
PICKERING, ONTARIO L1W 3K1
CANADA
PHONE : 905 - 831 - 6333
FAX : 905 - 831 - 6936

AUSTRALIA

QualiFi Pty Ltd,
24 LIONEL ROAD,
MT. WAVERLEY VIC 3149
AUSTRALIA
PHONE : +61 - (0)3 - 9543 - 1522
FAX : +61 - (0)3 - 9543 - 3677

THAILAND

MRZ STANDARD CO., LTD
746 - 754 MAHACHAI ROAD.,
WANGBURAPAPIROM, PHRANAKORN,
BANGKOK, 10200 THAILAND
PHONE : +66 - 2 - 222 9181
FAX : +66 - 2 - 224 6795

SINGAPORE

WO KEE HONG DISTRIBUTION PTE LTD
130 JOO SENG ROAD
#03-02 OLIVINE BUILDING
SINGAPORE 368357
PHONE : +65 858 5535 / +65 381 8621
FAX : +65 858 6078

NEW ZEALAND

WILDASH AUDIO SYSTEMS NZ
14 MALVERN ROAD MT ALBERT
AUCKLAND NEW ZEALAND
PHONE : +64 - 9 - 8451958
FAX : +64 - 9 - 8463554

TAIWAN

PAI- YUING CO., LTD.
6 TH FL NO, 148 SUNG KIANG ROAD,
TAIPEI, 10429, TAIWAN R.O.C.
PHONE : +886 - 2 - 25221304
FAX : +886 - 2 - 25630415

MALAYSIA

WO KEE HONG ELECTRONICS SDN. BHD.
SUITE 8.1, LEVEL 8, MENARA GENESIS,
NO. 33, JALAN SULTAN ISMAIL,
50250 KUALA LUMPUR, MALAYSIA
PHONE : +60 3 - 2457677
FAX : +60 3 - 2458180

JAPAN Technical

MARANTZ JAPAN, INC.
35- 1, 7- CHOME, SAGAMIONO
SAGAMIHARA - SHI, KANAGAWA
JAPAN 228-8505
PHONE : +81 42 748 1013
FAX : +81 42 741 9190

日本マランツ株式会社

本社 〒228-8505
神奈川県相模原市相模大野7-35-1
営業本部 〒150-0022
東京都渋谷区恵比寿南1-11-9

KOREA

MK ENTERPRISES LTD.
ROOM 604/605, ELECTRO-OFFICETEL, 16-58,
3GA, HANGANG-RO, YONGSAN-KU, SEOUL
KOREA
PHONE : +822 - 3232 - 155
FAX : +822 - 3232 - 154

SHOCK, FIRE HAZARD SERVICE TEST :

CAUTION : After servicing this appliance and prior to returning to customer, measure the resistance between either primary AC cord connector pins (with unit NOT connected to AC mains and its Power switch ON), and the face or Front Panel of product and controls and chassis bottom.

Any resistance measurement less than 1 Megohms should cause unit to be repaired or corrected before AC power is applied, and verified before it is return to the user/customer.

Ref. UL Standard No. 1492.

In case of difficulties, do not hesitate to contact the Technical Department at above mentioned address.

1. Technical specifications

General

System..... DVD system and Compact Disc digital audio system

Power requirements

A Version AC 240 V, 50 Hz

C Version AC 220 V, 60 Hz

F Version..... AC 100 V, 50 / 60 Hz

K Version AC 220 V, 50 Hz

L Version..... AC 110 V, 60 Hz

N Version AC 230 V, 50 Hz

S Version AC 230 V, 50 / 60 Hz

U Version AC 120 V, 60 Hz

Power consumption

F Version.....30 W

Other Version.....31 W

Weight 13.2 kg (29 lb)

Dimensions.....458 (W) x 392 (D) x 110 (H) mm
(18 (W) x 15 7/16 (D) x 4 3/8 (H) in.)
(Not including protruding cables, etc.)

Operating temperature+5 °C to +35 °C

Operating humidity5% to 85% (no condensation)

S-Video output

Y (luminance) - Output level 1 Vp-p (75 Ω)

C (color) - Output level : NTSC..... 286 mVp-p (75 Ω)
: PAL 300 mVp-p (75 Ω)

Jacks S-VIDEO jack

Video output (2 individual outputs)

Output level..... 1 Vp-p (75 Ω)

Jacks RCA jack

Component video output

(Y, C_B, C_R)

Output level..... Y: 1.0 Vp-p (75 Ω)
C_B, C_R: 0.7 Vp-p (75 Ω)

Jacks (A, C, F, K, L, S, U Version) RCA jack

R / G / B output

Output level..... R / G / B : 0.7 Vp-p (75 Ω)

Jacks (N Version)..... 21 pin SCART connector

D1/D2 video output (except for N, U Version)

Output level..... Y: 1.0 Vp-p (75 Ω)
C_B, C_R: 0.7 Vp-p (75 Ω)

Jacks D terminal

Audio output (2 individual outputs)

Output level

During audio output 200 mVrms (1 kHz, -20 dB)

Number of channels 2

Jacks RCA jack

Audio output (5.1 Channel)

Output level

During audio output 200 mVrms (1 kHz, -20 dB)

Number of channels 6

Jacks RCA jack

Digital audio characteristics

Frequency response 4 Hz to 88 kHz (DVD fs: 192 kHz)

S/N ratio..... more than 115 dB

Dynamic range more than 102 dB

Total harmonic distortion 0.001%

Wow and flutter..... Limit of measurement
(-0.001% W. PEAK) or lower

Digital output

Optical digital output..... Optical digital jack

Coaxial digital output RCA jack

Accessories

Audio/Video cord 1

System Control cord..... 1

Power Cord..... 1

Remote control unit 1

AAA (R03P) dry cell batteries..... 2

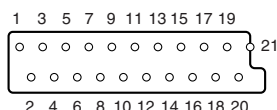
Operating Instructions 1

Note

The specifications and design of this product are subject to change without notice, due to improvement.

2. CONNECTION FACILITIES

2.1 Video performance (/N1 only)



2.1.1 SCART

Pin No. TV (OUT)

Pin 1	Audio R out : 2Vrms
Pin 2	Audio R in : 2Vrms
Pin 3	Audio L out : 2Vrms
Pin 4	GND
Pin 5	GND
Pin 6	Audio L in : 2Vrms
Pin 7	Blue out/C in Blue : 0.7Vpp ±0.1V into 75 Ohm *1 C : 300mVpp ±30 into 75 Ohm *2
Pin 8	function switching out <2V : TV >5/<8 : asp.ratio 16 : 9 DVD/AUX >9.5/<12 : asp.ratio 4 : 3 DVD/AUX
Pin 9	GND
Pin 10	not connected
Pin 11	Green out:0.7Vpp ±0.1V into 75 Ohm *1
Pin 12	not connected
Pin 13	GND
Pin 14	GND
Pin 15	Red/C out Red : 0.7Vpp ±0.1V into 75 Ohm *1 C : 300mVpp ±30 into 75 Ohm *2
Pin 16	fast switching out <0.4V into 75 Ohm=CVBS/S-Video 1</>3 into 75 Ohm=RGB
Pin 17	GND
Pin 18	GND
Pin 19	CVBS/Y out : 1Vpp ±0.1V *1
Pin 20	CVBS/Y in : 1Vpp ±0.1V *1
Pin 21	GND

Pin No. AUX (IN)

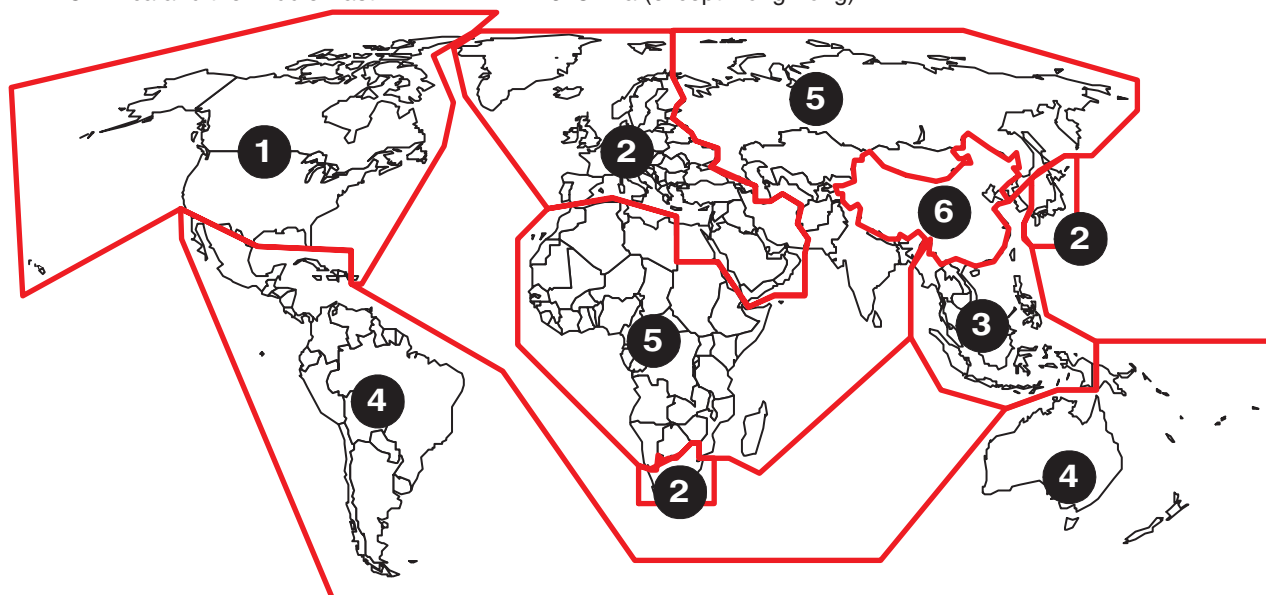
Pin 1	Audio R out : 2Vrms
Pin 2	Audio R in : 2Vrms
Pin 3	Audio L out : 2Vrms
Pin 4	GND
Pin 5	GND
Pin 6	Audio L in : 2Vrms
Pin 7	Blue in/C out Blue : 0.7Vpp ±0.1V into 75 Ohm *1 C : 300mVpp ±30 into 75 Ohm *2
Pin 8	function switching in<2V : DVD >5/<8 : asp.ratio 16 : 9 AUX >9.5/<12 : asp.ratio 4 : 3 AUX
Pin 9	GND
Pin 10	not connected
Pin 11	Green in:0.7Vpp ±0.1V into 75 Ohm
Pin 12	not connected
Pin 13	GND
Pin 14	GND
Pin 15	Red/C in Red : 0.7Vpp ±0.1V into 75 Ohm *1 C : 300mVpp ±30 into 75 Ohm *2
Pin 16	fast switching in <0.4V into 75 Ohm=CVBS/S-Video 1</>3 into 75 Ohm=RGB
Pin 17	GND
Pin 18	GND
Pin 19	CVBS/Y out : 1Vpp ±0.1V *1
Pin 20	CVBS/Y in : 1Vpp ±0.1V *1
Pin 21	GND

*1 : 100% White *2 : Burst Level *3 : color bar(chroma level : 75%)

What are "regional codes"?

Motion picture studios want to control the home release of movies in different countries because theater releases aren't simultaneous (a movie may come out on DVD in the US when it's just hitting screens in Europe). Therefore they have required that the DVD standard include codes which can be used to lock out the playback of certain discs in certain geographical regions. Players sold in each region will have that region's code built into the player. The player will refuse to play these "region coded" discs which are not allowed in the region. However, regional codes are entirely optional. Discs without codes will play on any player in any country. Some studios have already announced that only their new releases will have regional codes. There are six regions:

1. United States and Canada
2. Europe and Japan
3. Far East (except Japan & China)
4. South America and Oceania
5. Africa and the Middle East
6. China (except Hong Kong)



Map of DVD Regions

3. INFORMATIONS

REGION CODE

VERSION	REGION CODE	COUNTRY
/UXX	1	USA/CANADA
/FXX	2	JAPAN
/NXX	2	EUROPE
/CXX	3	KOREA
/LXX	3	TAIWAN
/SXX	3	SINGAPORE/HONGKONG
/AXX	4	AUSTRALIA
/KXX	6	CHINA

DVD INFORMATION

Below is a glossary of the new terms related to DVD.

Title:

A disc may have more than one story/movie on it, so each story/movie is called a "title".

For example, if there are 2 movies on the disc, they are separated into Title 1 and Title 2.

Chapter:

A title may also be separated into chapters.

For example, a movie (title) may be separated into 3 scenes (chapters).

Title 1			Title 2		
Chapter 1	Chapter 2	Chapter 3	Chapter 1	Chapter 2	Chapter 3

Subtitles:

DVDs are recorded with up to 32 different subtitle languages. If a disc has more than one subtitle language, you can select the subtitle language that you want to read.

Soundtrack language:

DVDs are recorded with up to 8 different soundtrack languages. If a disc has more than one language, you can select the soundtrack language that you want to listen to.

Multi-angles:

On some DVDs, scenes have been filmed from different angles (up to a maximum of 9). On these discs, you can select the angle that you want to watch. Please refer to the DVD's manual to see which scenes have multi-angles.











Resetting the Player to System Settings:

To reset the player, press and hold [STOP] button on the front panel when pressing Power switch to turn the power on.

All program memory, saved settings from functions such as Last Memory and Condition Memory are cleared, and all Setup screen menus are returned to factory settings.

THE DISCS THAT THE DV-12S1 CAN HANDLE

The following discs can be played back with a DV-12S1

Types of playable discs and their marks	Diameter/ Playable sides	Playback time
DVD-Audio <i>DVD-Video</i>  	12 cm (5 in.)/ single-sided	1 layer 2 layer 133 min. 242 min.
	12 cm (5 in.)/ double-sided	1 layer 2 layer 266 min. 484 min.
	DVD-Audio <i>DVD-Video</i>	Digital audio Digital video (MPEG 2)
	8 cm (3 in.)/ single-sided 8 cm (3 in.)/ double-sided	1 layer 2 layer 41 min. 75 min. 1 layer 2 layer 82 min. 150 min.
DVD-RW (JAPAN & USA model only) 	DVD-RW 12 cm (5 in.)/ single-sided 8 cm (3 in.)/ single-sided	Digital audio Digital video (MPEG 2) Max. 360 min. Max. 100 min.
VIDEO CD 	VIDEO CD 12 cm (5 in.)/ single-sided	Digital audio Digital video (MPEG 1) Max. 74 minutes
	VIDEO CD single 8 cm (3 in.)/ single-sided	Digital audio Digital video (MPEG 1) Max. 20 minutes
CD   	CD 12 cm (5 in.)/ single-sided 	Digital audio Max. 74 minutes
	CD single 8 cm (3 in.)/ single-sided 	Digital audio Max. 20 minutes
	F-Disc 	(F only) (株) フジカラーサービスの フジレシネサービスで作成された ディスクです。

Note:The regional code of the discs must meet to the regional code of the DV-12S1

The disc format logos shown above are found on disc labels or on disc jackets.

- To prevent malfunction, do not use an 8 cm (3 in.) adaptor (for CDs).
- Discs other than the ones indicated above cannot be played on this unit.
- DVDs that have incompatible region numbers, DVDROM, DVD-RAM, and CD-ROM cannot be played on this unit. The region number of the player can be found on the rear panel.

* Playing DVD-RW discs (JAPAN & USA model only)

- You may not be able to play non-finalized DVD-RW discs.
- Copyrighted content originally provided with the permission of one generation and recorded on DVD discs cannot be played on this player.
- When playing a DVD-RW disc that was edited on a DVD recorder, you may see scenes from just before the edited point. This is not a malfunction.
- Up to 20 characters of a title name can be displayed.

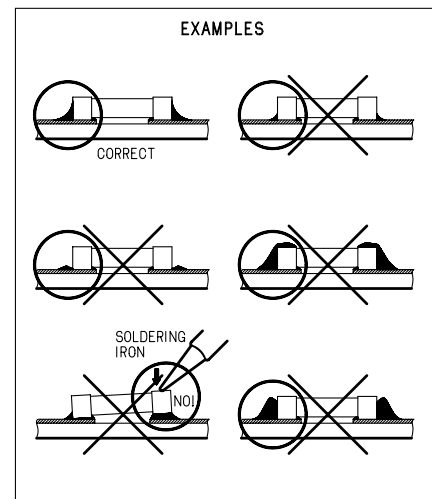
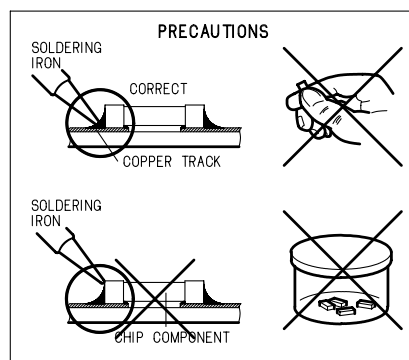
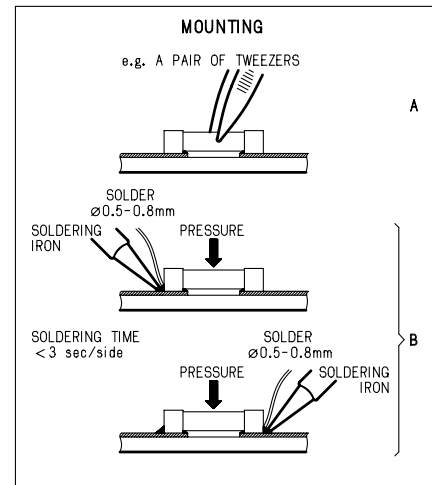
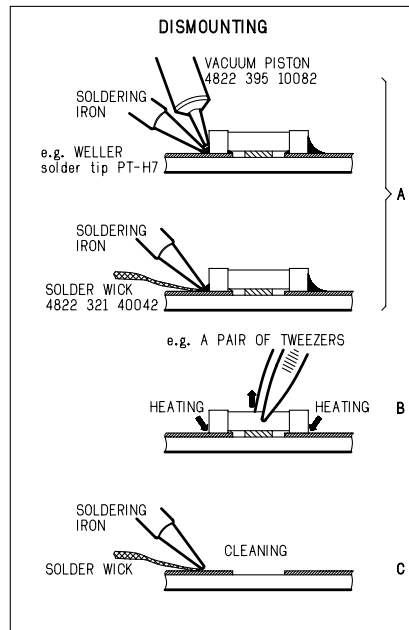
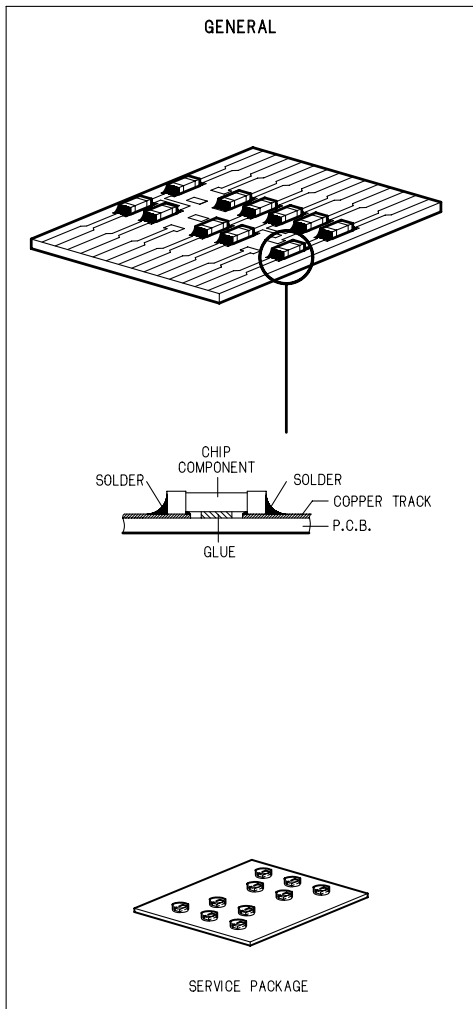
** Playing recordable CDs

- Note that this unit cannot record onto recordable discs.
- This unit can play music-use CD-R and CD-RW discs.

However, depending on the condition of the CD-Recorder and the disc, you may find that not all discs will play successfully. (For example, if the disc is scratched or dirty, or if the player fs pickup lens is dirty.)

4. SERVICE HINTS AND TOOLS

SERVICE HINTS



SERVICE TOOLS

Audio signals disc	4822 397 30184
Disc without errors (SBC444)+	
Disc with DO errors, black spots and fingerprints (SBC444A)	4822 397 30245
Disc (65 min 1kHz) without no pause	4822 397 30155
Max. diameter disc (58.0 mm)	4822 397 60141
Torx screwdrivers	
Set (straight)	4822 395 50145
Set (square)	4822 395 50132
13th order filter	4822 395 30204
DVD test disc (PAL)	4822 397 10131
DVD test disc (NTSC) ALMEDIO	TDV-540

5. WARNING AND LASER SAFETY INSTRUCTIONS

GB WARNING

All ICs and many other semi-conductors are susceptible to electrostatic discharges (ESD). Careless handling during repair can reduce life drastically.

When repairing, make sure that you are connected with the same potential as the mass of the set via a wrist wrap with resistance.

Keep components and tools also at this potential.

ESD



NL WAARSCHUWING

Alle IC's en vele andere halfgeleiders zijn gevoelig voor elektrostatische ontladingen (ESD).

Onzorgvuldig behandelen tijdens reparatie kan de levensduur drastisch doen verminderen.

Zorg ervoor dat u tijdens reparatie via een polsband met weerstand verbonden bent met hetzelfde potentiaal als de massa van het apparaat.

Houd componenten en hulpmiddelen ook op hetzelfde potentiaal.

F ATTENTION

Tous les IC et beaucoup d'autres semi-conducteurs sont sensibles aux décharges statiques (ESD).

Leur longévité pourrait être considérablement écourtée par le fait qu'aucune précaution n'est prise à leur manipulation.

Lors de réparations, s'assurer de bien être relié au même potentiel que la masse de l'appareil et enfiler le bracelet serti d'une résistance de sécurité.

Veiller à ce que les composants ainsi que les outils que l'on utilise soient également à ce potentiel.

D WARNUNG

Alle IC und viele andere Halbleiter sind empfindlich gegen elektrostatische Entladungen (ESD).

Unvorsichtige Behandlung bei der Reparatur kann die Lebensdauer drastisch vermindern. Sorgen Sie dafür, dass Sie im Reparaturfall über ein Pulsarmband mit Widerstand mit dem Massepotential des Gerätes verbunden sind.

Halten Sie Bauteile und Hilfsmittel ebenfalls auf diesem Potential.

I AVVERTIMENTO

Tutti IC e parecchi semi-conduttori sono sensibili alle scariche statiche (ESD).

La loro longevità potrebbe essere fortemente ridotta in caso di non osservazione della più grande cautela alla loro manipolazione.

Durante le riparazioni occorre quindi essere collegato allo stesso potenziale che quello della massa dell'apparecchio tramite un braccialetto a resistenza.

Assicurarsi che i componenti e anche gli utensili con quali si lavora siano anche a questo potenziale.

GB

Safety regulations require that the set be restored to its original condition and that parts which are identical with those specified be used.

NL

Veiligheidsbepalingen vereisen, dat het apparaat in zijn oorspronkelijke toestand wordt terug gebracht en dat onderdelen, identiek aan de gespecificeerde worden toegepast.

D

Bei jeder Reparatur sind die geltenden Sicherheitsvorschriften zu beachten. Der Originalzustand des Gerats darf nicht verändert werden. Für Reparaturen sind Original-Ersatzteile zu verwenden.

I

Le norme di sicurezza esigono che l'apparecchio venga rimesso nelle condizioni originali e che siano utilizzati pezzi di ricambio identici a quelli specificati.

F

Les normes de sécurité exigent que l'appareil soit remis à l'état d'origine et que soient utilisées les pièces de rechange identiques à celles spécifiées.



SHOCK, FIRE HAZARD SERVICE TEST:

CAUTION: After servicing this appliance and prior to returning to customer, measure the resistance between either primary AC cord connector pins (with unit NOT connected to AC mains and its Power switch ON), and the face or Front Panel of product and controls and chassis bottom,

Any resistance measurement less than 1 Megohms should cause unit to be repaired or corrected before AC power is applied, and verified before return to user/customer.

Ref.UL Standard NO.1492.

NOTE ON SAFETY:

Symbol  : Fire or electrical shock hazard. Only original parts should be used to replace any part with symbol . Any other component substitution (other than original type), may increase risk of fire or electrical shock hazard.

"Pour votre sécurité, ces documents doivent être utilisés par des spécialistes agréés, seuls habilités à réparer votre appareil en panne."

LASER SAFETY

This unit employs a laser. Only a qualified service person should remove the cover or attempt to service this device, due to possible eye injury.

LASER DEVICE UNIT

Type: SemiconductorlaserGaAlAs
Wave length: 650 nm (DVD)
780 nm (VCD/CD)
Output Power: 7 mW (DVD)
10 mW (VCD/CD)
Beam divergence: 60 degree



USE OF CONTROLS OR ADJUSTMENTS OR PERFORMANCE OF PROCEDURE OTHER THAN THOSE SPECIFIED HEREIN MAY RESULT IN HAZARDOUS RADIATION EXPOSURE.

AVOID DIRECT EXPOSURE TO BEAM

WARNING

The use of optical instruments with this product will increase eye hazard.
Repair handling should take place as much as possible with a disc loaded inside the player

WARNING LOCATION: INSIDE ON LASER COVERSIELD

CAUTION VISIBLE AND INVISIBLE LASER RADIATION WHEN OPEN AVOID EXPOSURE TO BEAM
ADVARSEL SYNLIG OG USYNLIG LASERSTRÅLING VED ÅBNING UNDGÅ UDSÆTTELSE FOR STRÅLING
ADVARSEL SYNLIG OG USYNLIG LASERSTRÅLING NÅR DEKSEL ÅPNES UNNGÅ EKSPONERING FOR STRÅLEN
WARNING SYNLIG OCH OSYNLIG LASERSTRÅLNING NÅR DENNA DEL ÅR ÖPPNAD BETRAKTA EJ STRÅLEN
VARO! AVATT AESSA OLET ALTTIINA NÄKYVÄLLE JA NÄKYMÄTTÖMÄLLE LASER SÄTEILYLLE. ÄLÄ KATSO SÄTEESEEN
VORSICHT SICHTBARE UND UNSICHTBARE LASERSTRAHLUNG WENN ABDECKUNG GEÖFFNET NICHT DEM STRAHL AUSSETZEN
DANGER VISIBLE AND INVISIBLE LASER RADIATION WHEN OPEN AVOID DIRECT EXPOSURE TO BEAM
ATTENTION RAYONNEMENT LASER VISIBLE ET INVISIBLE EN CAS D'OUVERTURE EXPOSITION DANGEREUSE AU FAISCEAU

6. TAKING THE DISC OUT OF EMERGENCY

Taking the disc out for **EMERGENCY** (For example: when It is not possible to turn on the product.
The disc cannot be taken out from the loader.)

1. Removed the top cover with 8 screws.
2. Removed the loader top covers with 6 screws.
3. Turn clockwise the gear by your finger. (See fig.1)
4. Then the tray is moved a little. Pull the tray with your hand at this time.


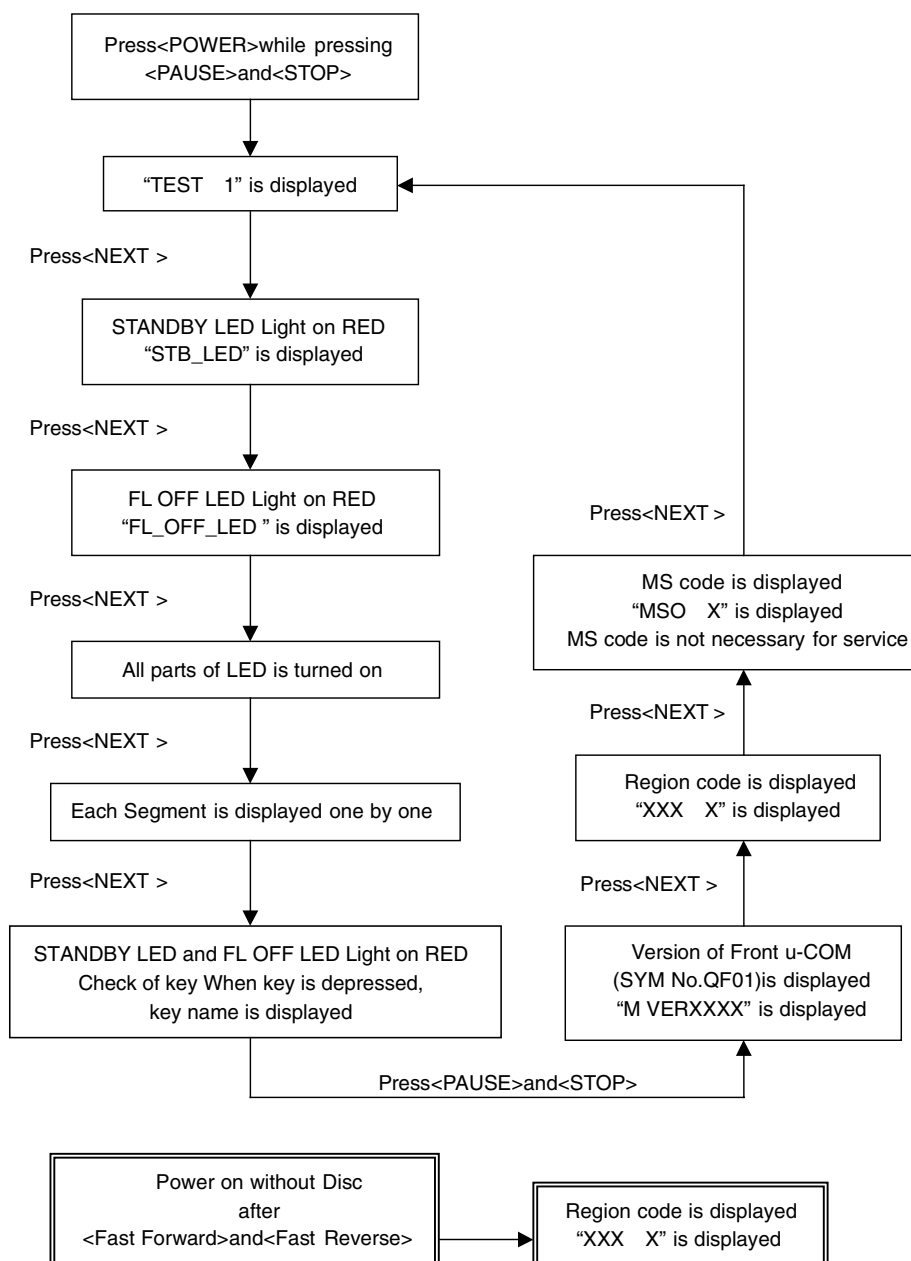


Fig. 1

7. SERVICE MODE

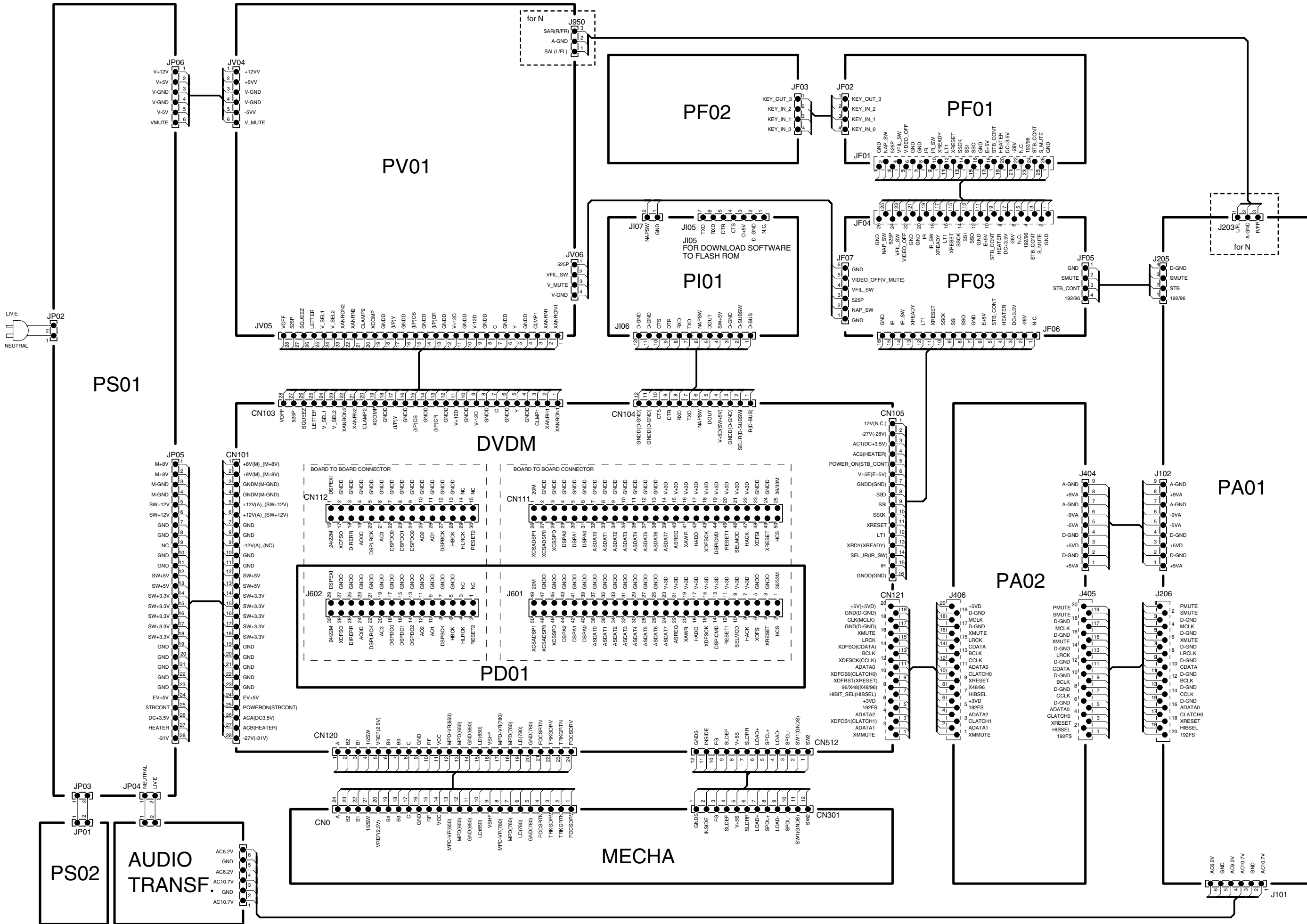


ERROR CODE

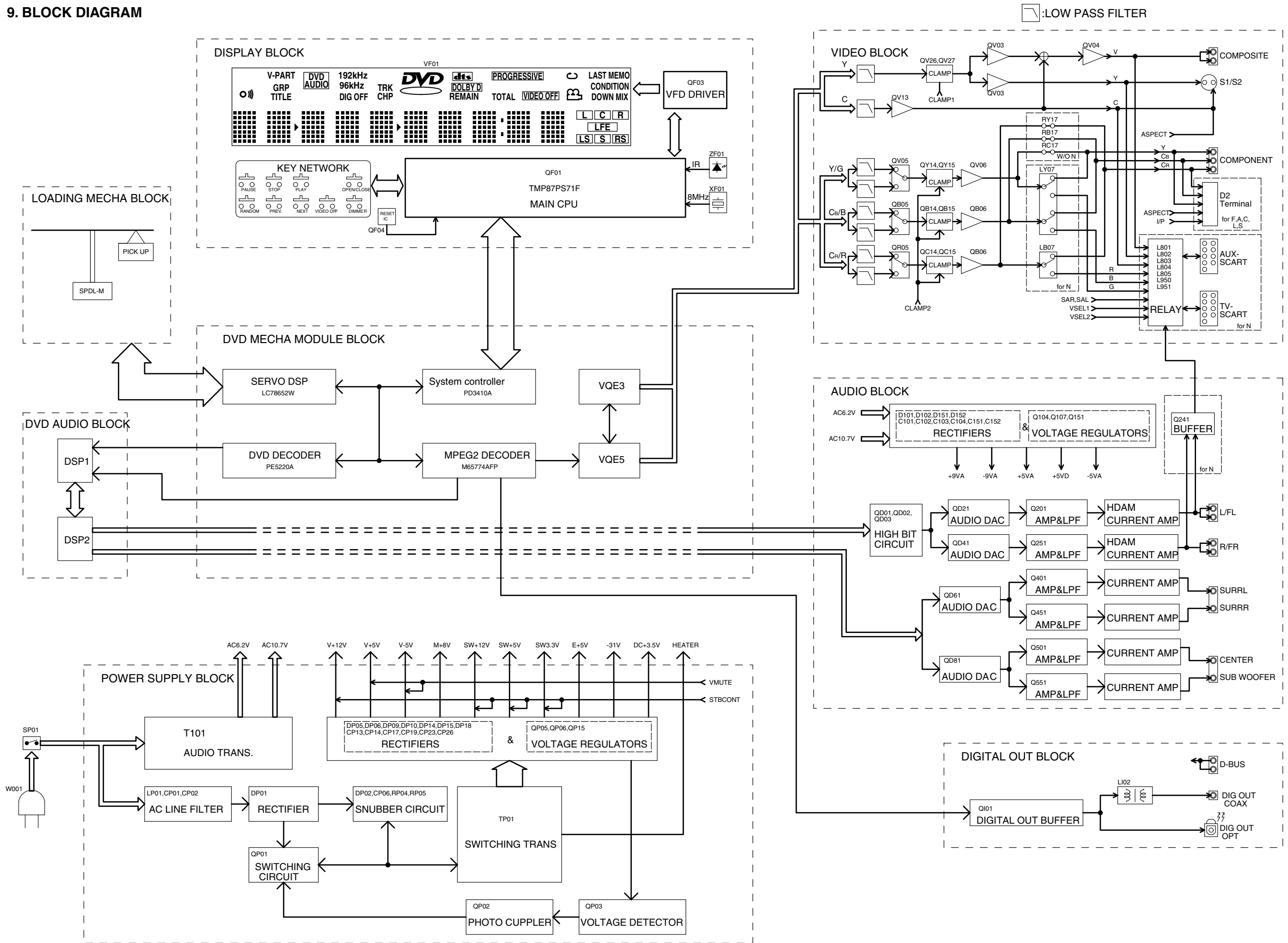
Error codes are displayed on the FL display.

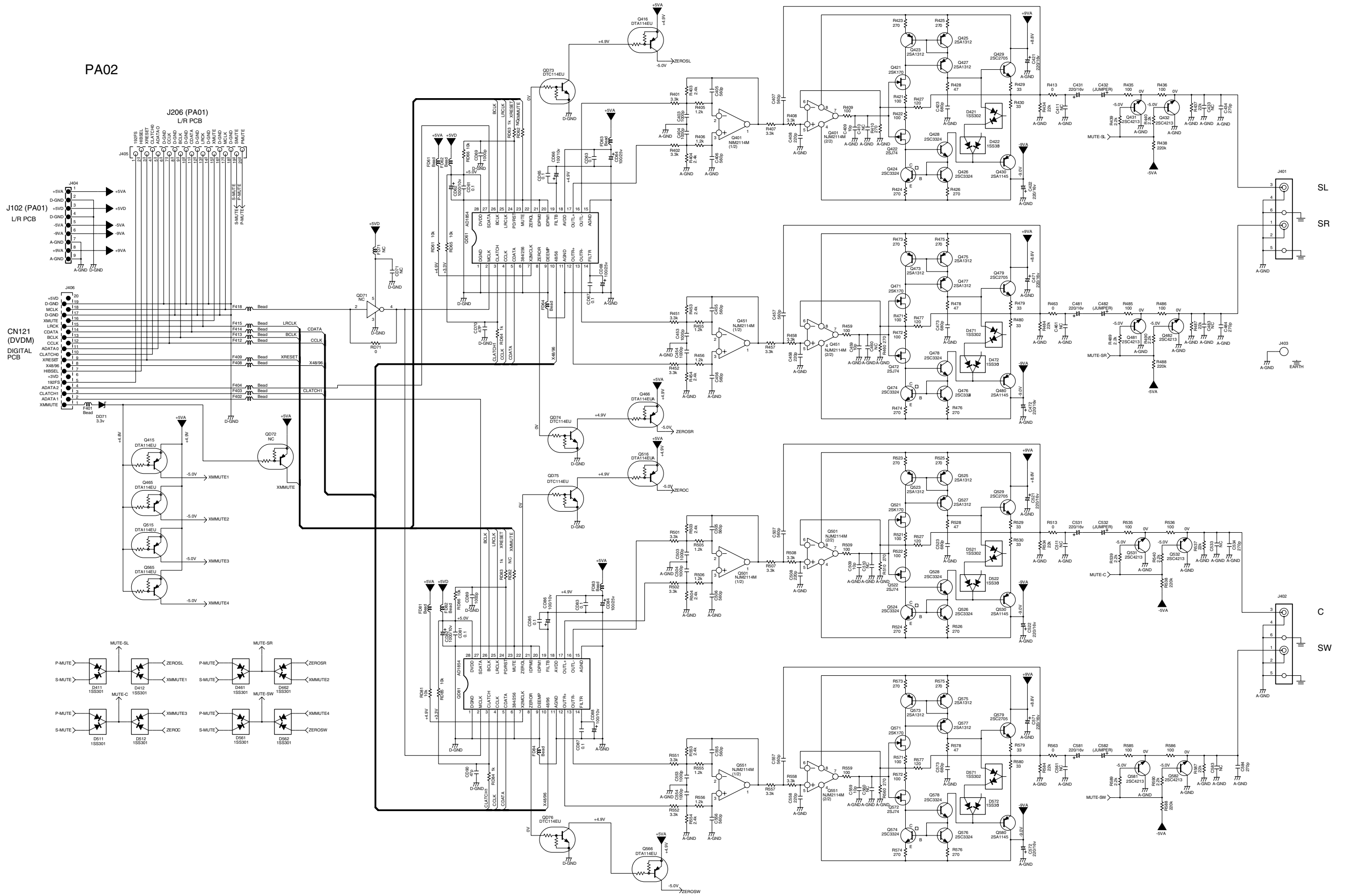
FL Display	Possible causes	Operation of the unit
AV1 VER	AV-1 chip is not a match with program of system controller.	The sound may not out with the specific audio.
CPU AERR	CPU address error. (Hardware is unusual.)	No operation.
DMA AERR	DMA address error. (Hardware is unusual.)	No operation.
FLASH ID	Difference in versions of the internal ROM of the system controller and of the flash ROM, or bus line failure or reverse installation.	No operation.
FLASH WRP	Write protect error of the flash ROM.	No operation.
FLASH SIG	Difference in part number of the flash ROM. (When the ROM which couldn't be used was used.)	No operation.
FLASH SUM	Check sum error of the flash ROM (It exceeds the regular size.) or reverse installation. (Hardware is unusual.)	No operation.
FLASH SIZE	Size error of the flash ROM. (Use 4 or 8 M-bit.)	No operation.
ILLGAL	The system controller fetched a code other than an operation code. (Hardware is unusual.)	No operation.
RESERVE	Undefined interrupt. (Hardware is unusual.)	No operation.
SLOT	Inappropriate slot command issued. (Hardware is unusual.)	No operation.

8. WIRING DIAGRAM



9. BLOCK DIAGRAM





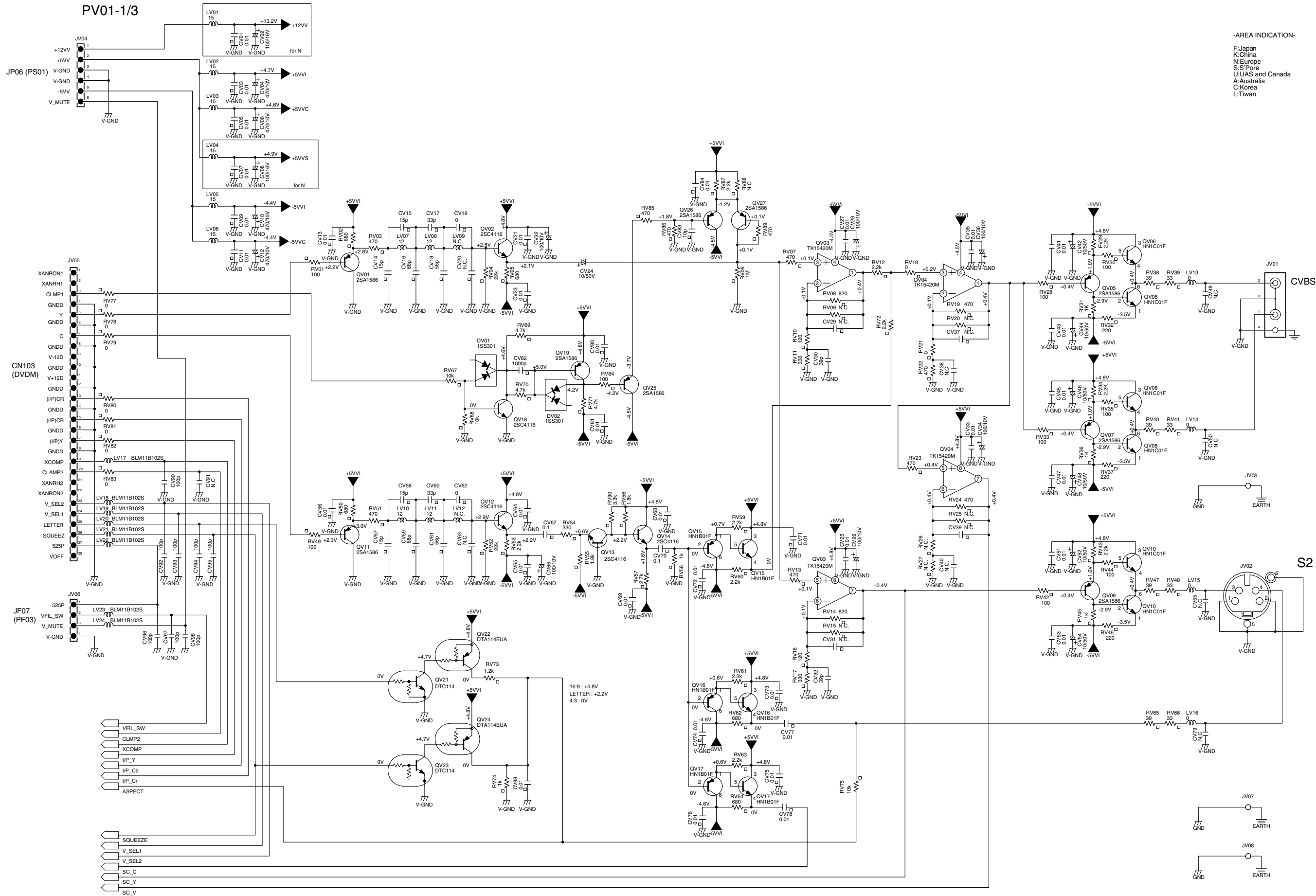
PA02

SL

SR

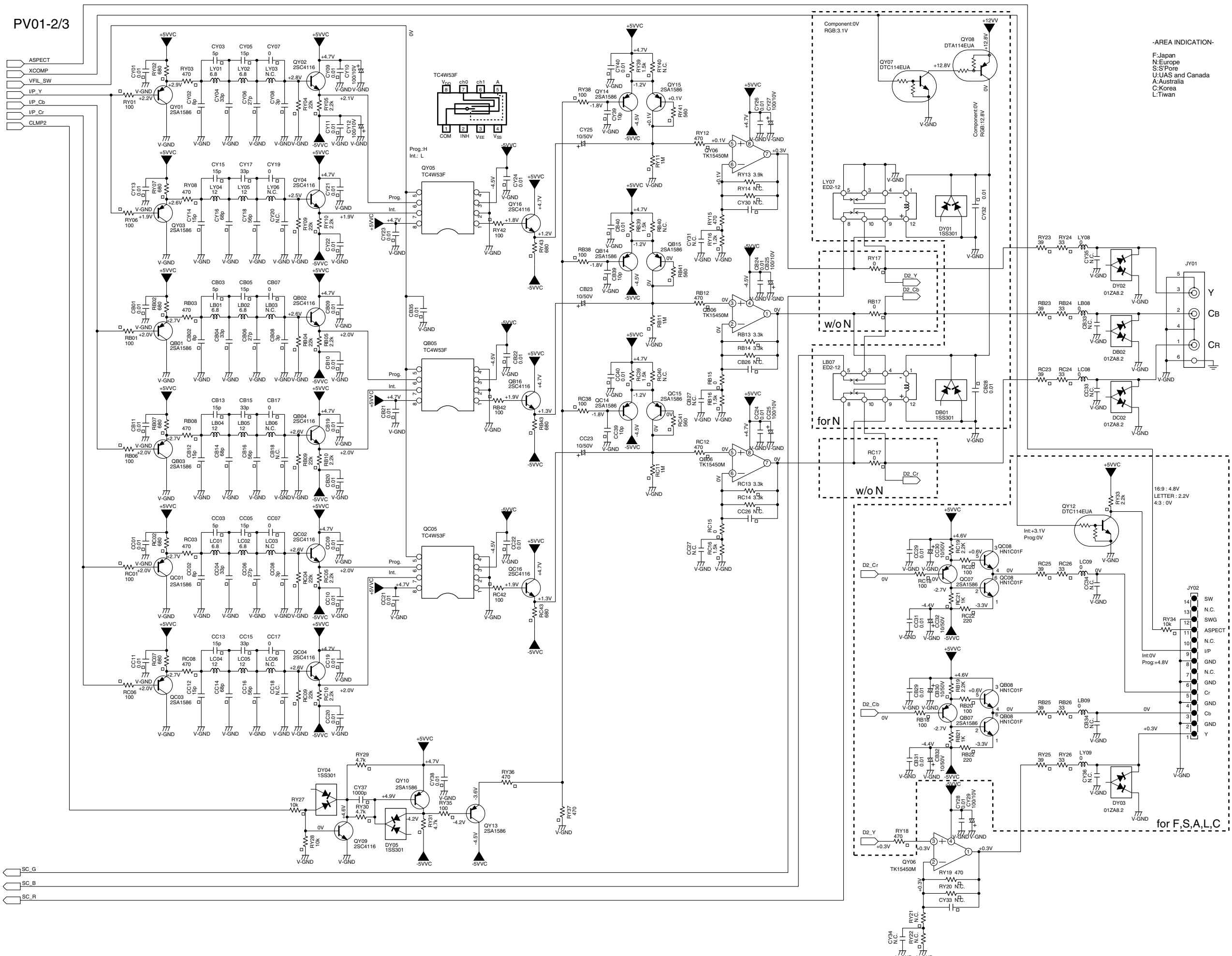
C

SW



PV01-2/3

- ASPECT
- XCOMP
- VFIL_SW
- IP_Y
- IP_Cb
- IP_Cr
- CLMP2



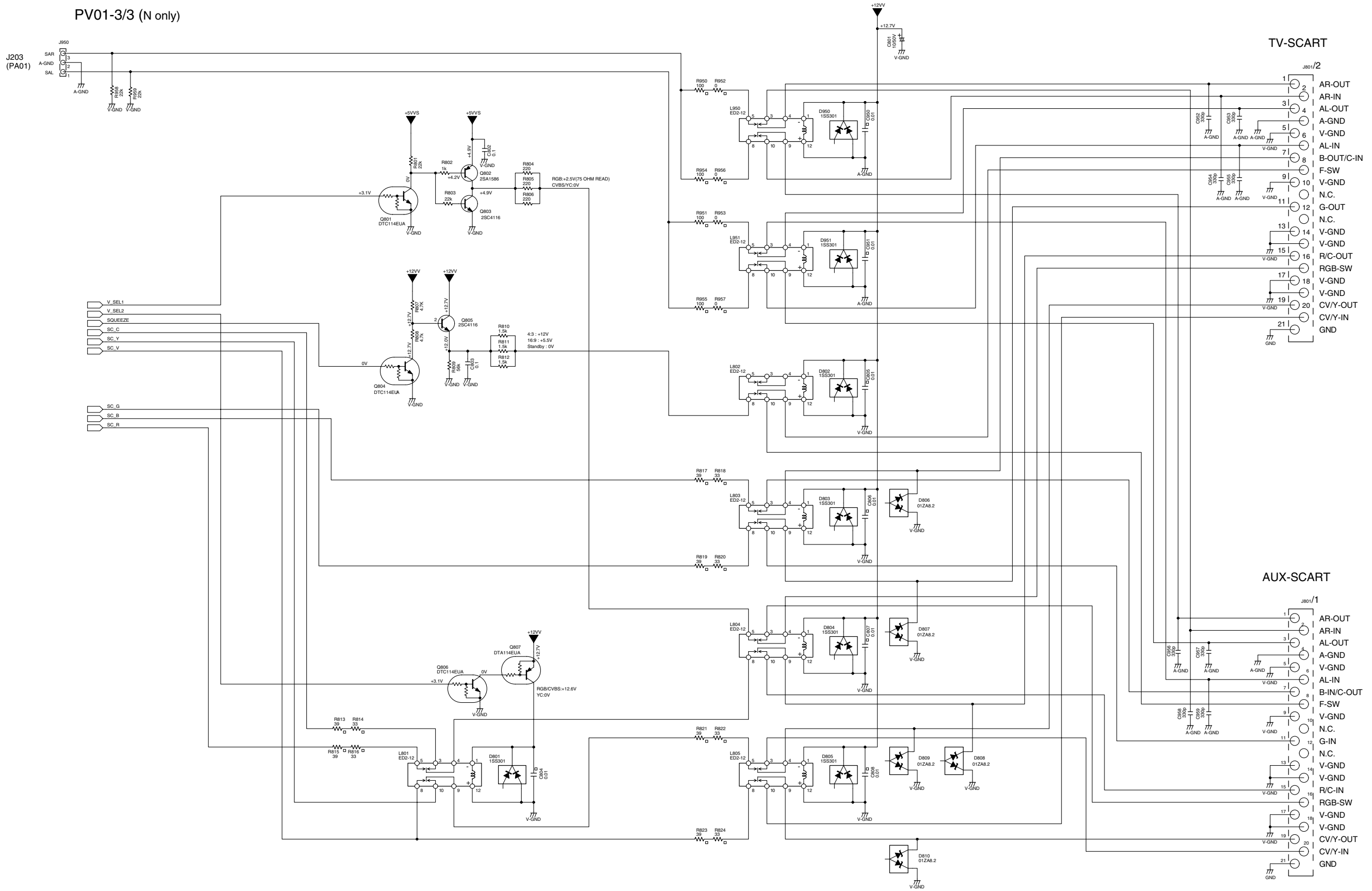
-AREA INDICATION-

- F:Japan
- N:Europe
- S:Singapore
- U:U.S. and Canada
- A:Australia
- C:Korea
- L:Taiwan

16.9 : 4.8V
 LETTER : 2.2V
 4.3 : 0V

for F,S,A,L,C

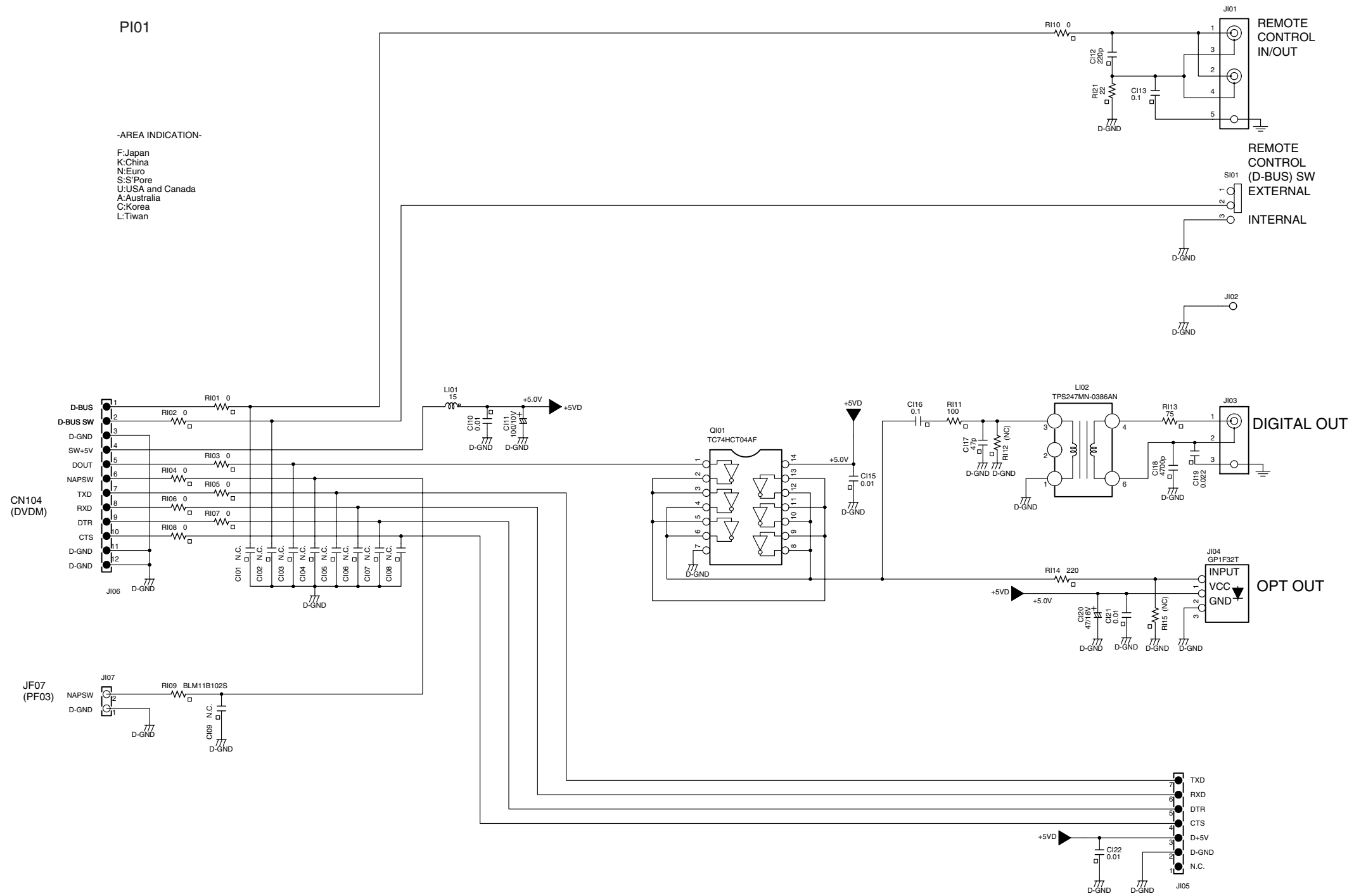
PV01-3/3 (N only)



PI01

-AREA INDICATION-

F:Japan
K:China
N:EURO
S:S'Pore
U:USA and Canada
A:Australia
C:Korea
L:Tiwan



SYM	Ver. U	Ver. other
CP10	4700p/250V	220p/250V

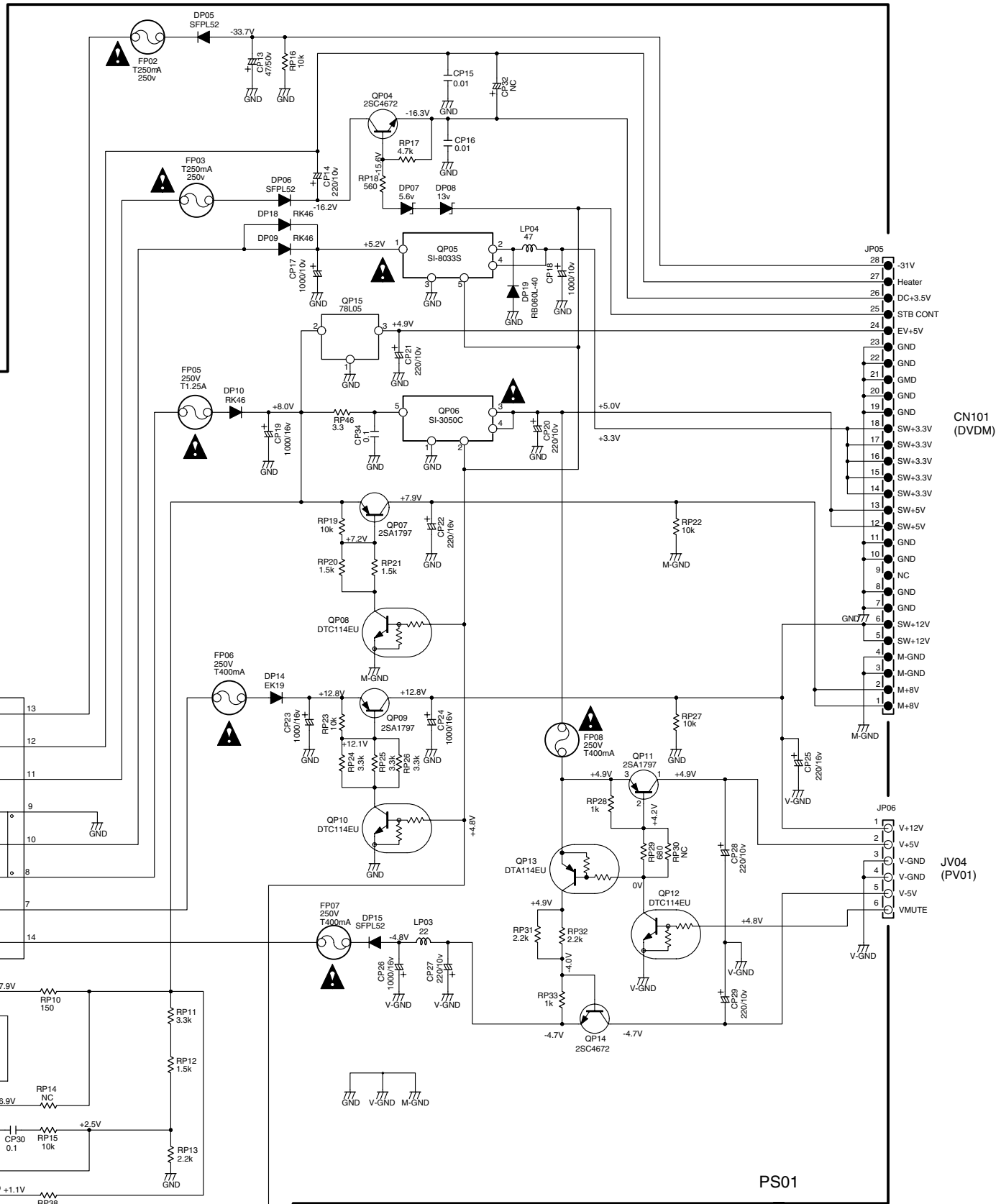
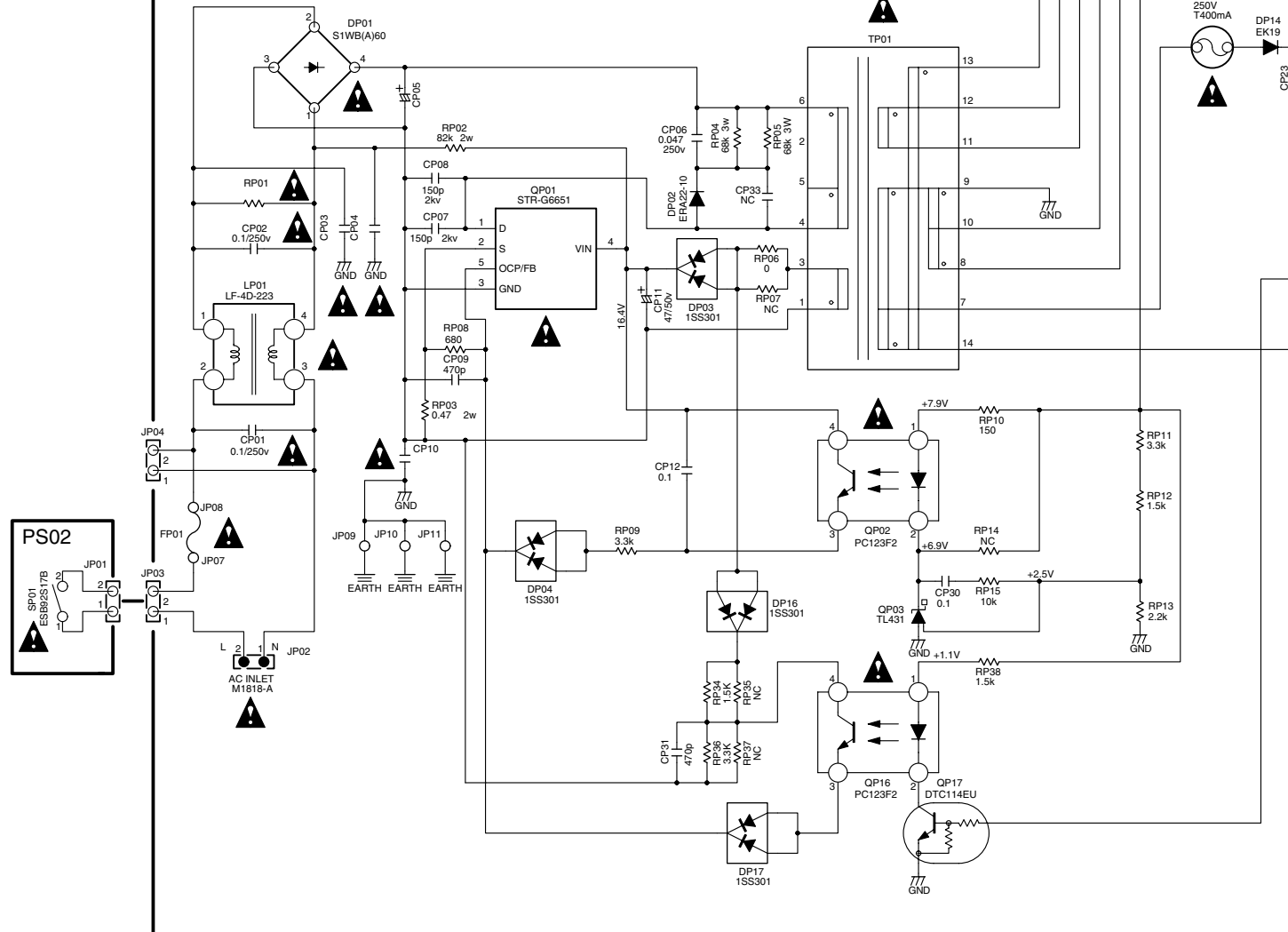
SYM	Ver. F,L,U	Ver. A,C,K,N,S
FP01	1.25A/125V	1.25A/250V
CP03,04	470p/250V	220p/250V
CP05	220/200V	120/400V
RP01	2.2M	1M

-AREA INDICATION-

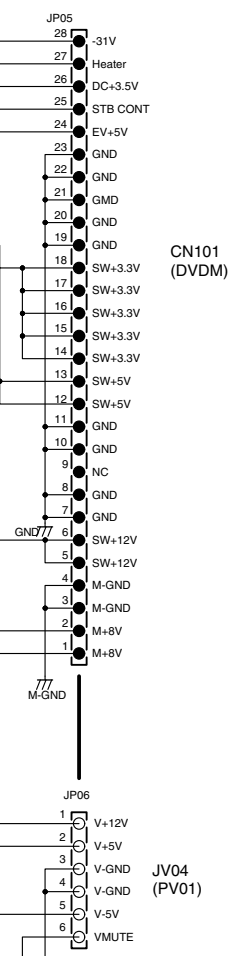
F:Japan
K:China
N:Euro
S:S'Pore
U:USA and Canada
A:Australia
C:Korea
L:Taiwan

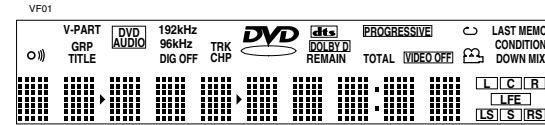
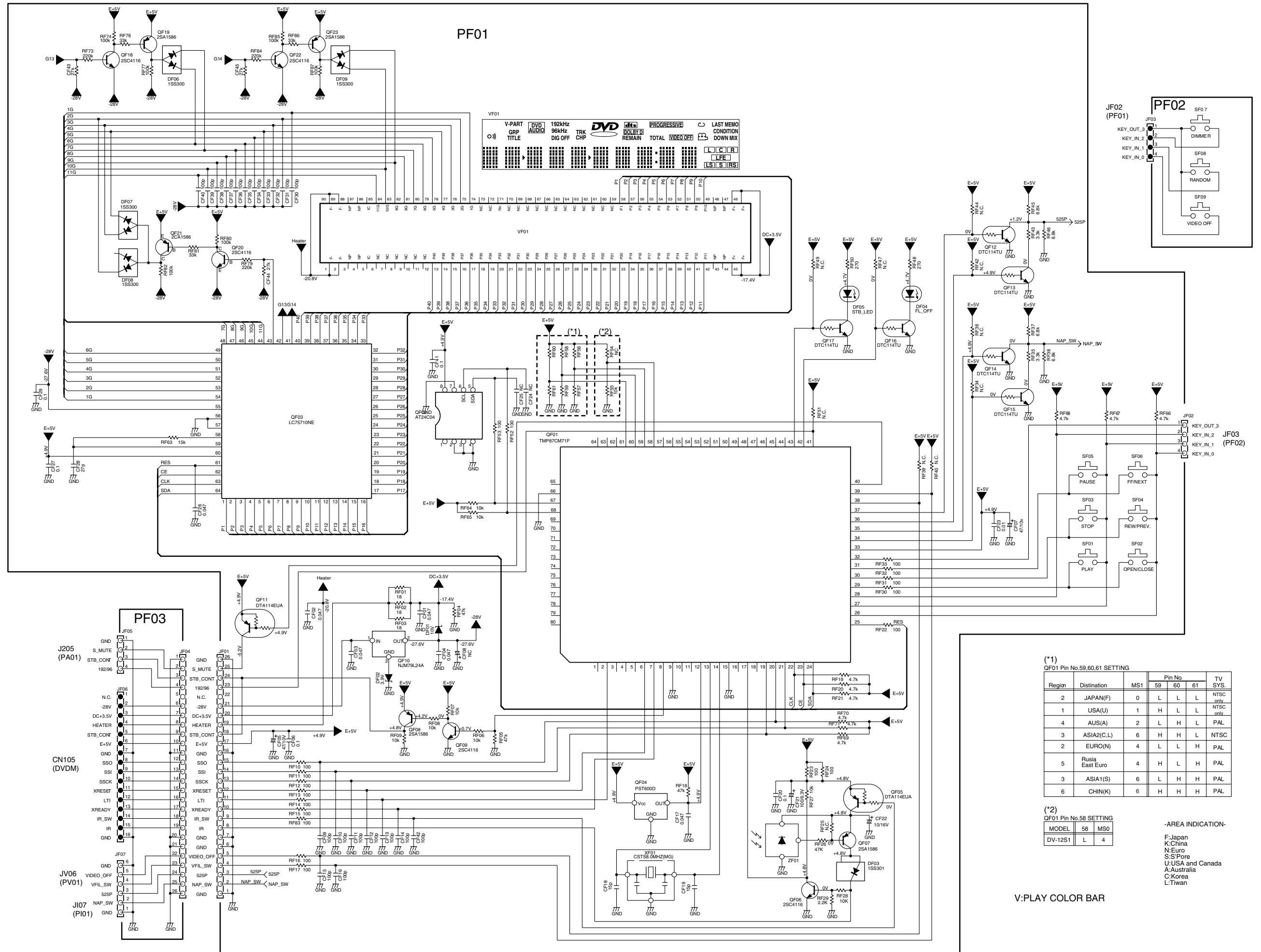
PS01

- RP39 A
- RP40 C
- RP41 F
- RP42 L
- RP43 N
- RP44 S
- RP45 U



PS01





(*1)
QF01 Pin No.59,60,61 SETTING

Region	Destination	MS1	Pin No			TV SYS.
			59	60	61	
2	JAPAN(F)	0	L	L	L	NTSC only
1	USA(U)	1	H	L	L	NTSC only
4	AUS(A)	2	L	H	L	PAL
3	ASIA2(C,L)	6	H	H	L	NTSC
2	EURO(N)	4	L	L	H	PAL
5	Rusia East Euro	4	H	L	H	PAL
3	ASIA1(S)	6	L	H	H	PAL
6	CHIN(K)	6	H	H	H	PAL

(*2)
QF01 Pin No.58 SETTING

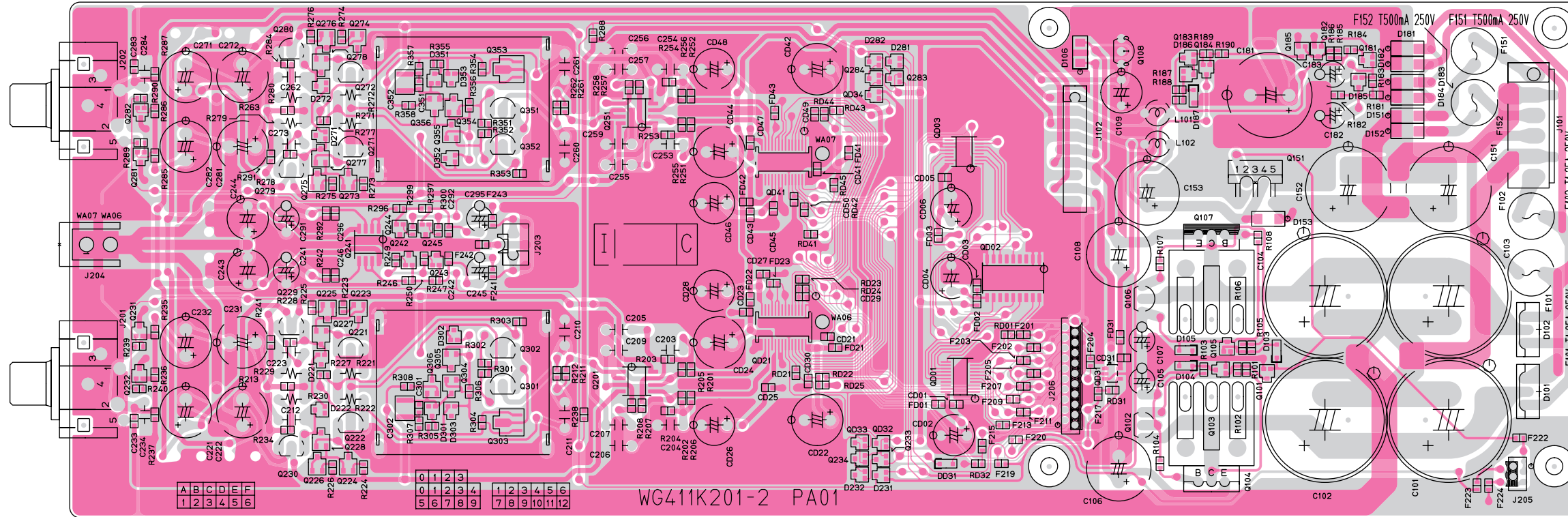
MODEL	58	MS0
DV-12S1	L	4

-AREA INDICATION-
F:Japan
K:China
N:EURO
S:US/Pore
U:USA and Canada
A:Australia
C:Korea
L:Tiwan

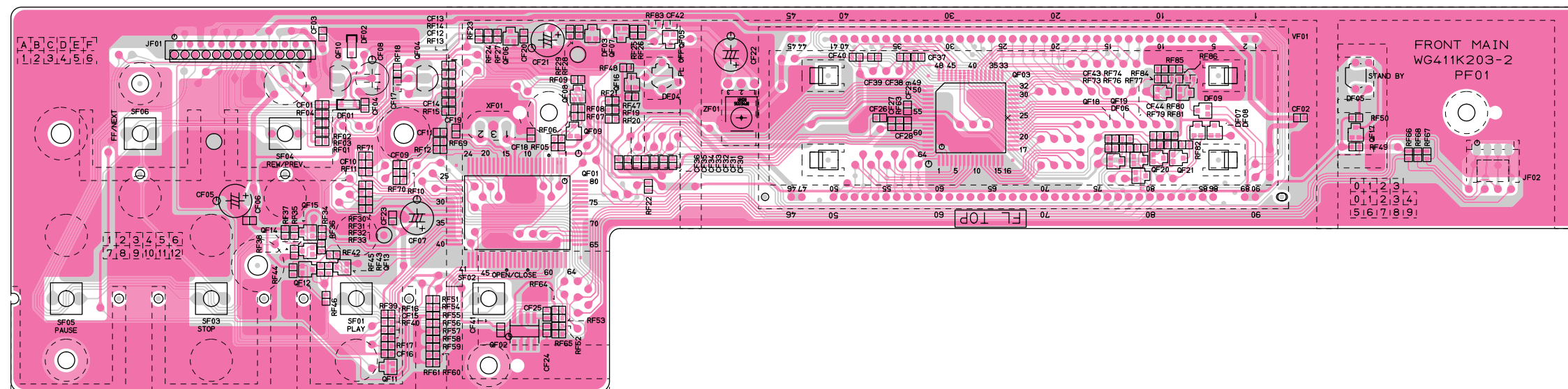
V:PLAY COLOR BAR

11. PARTS LOCATION

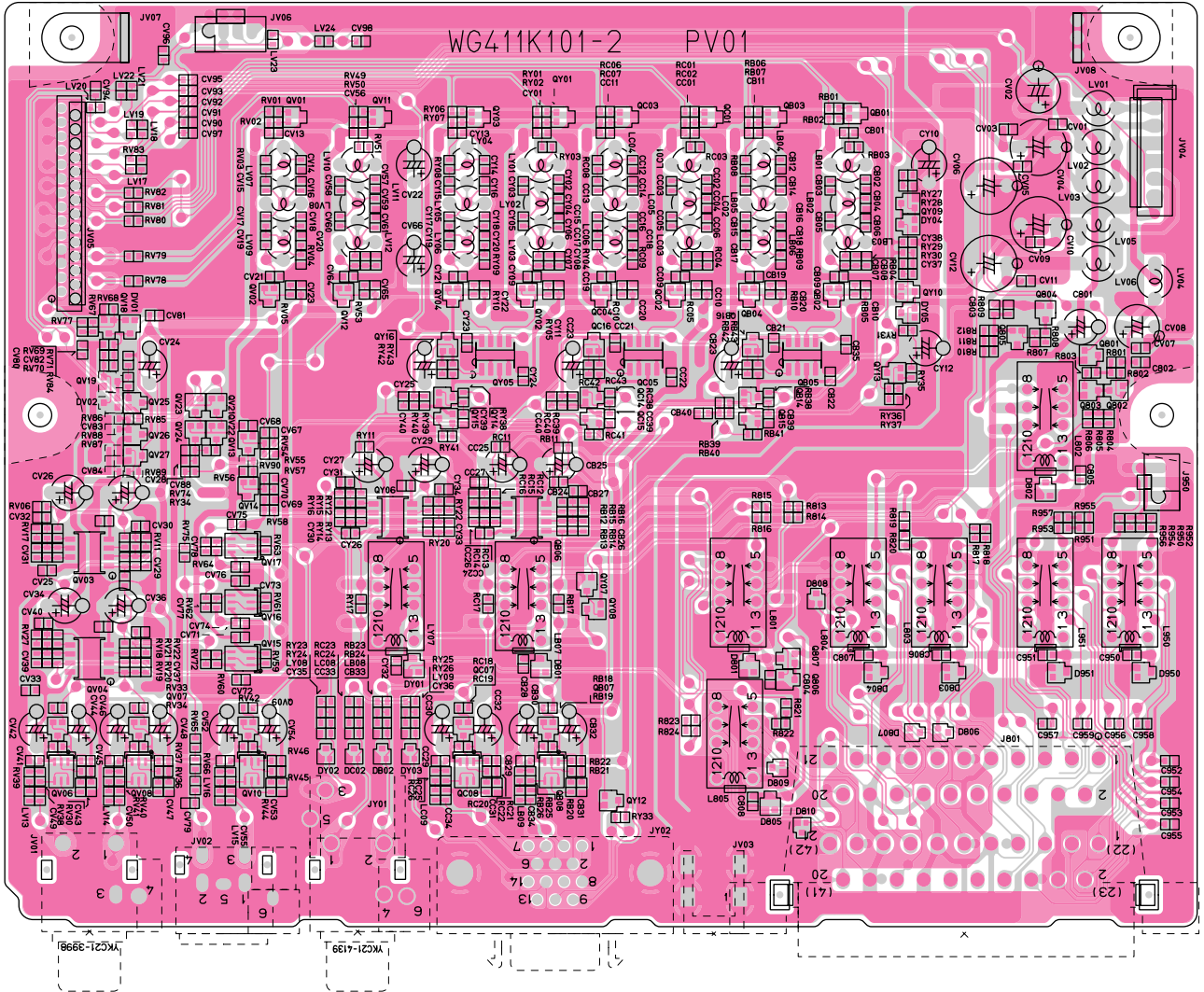
PA01	Q282	Q280 - Q272			Q284 Q283	Q108 Q183 Q184	Q185 Q182 Q181
	Q281	Q279 - Q271	Q356 - Q351	Q251	QD41 QD34		Q151
		Q241 - Q245				QD03	Q107
	Q231	Q229 - Q221	Q306 - Q301		QD33 QD32	QD02	Q106 Q103 Q105 Q101
	Q230 - Q222		Q251	QD21 Q234	QD01	QD31 Q102 Q104	



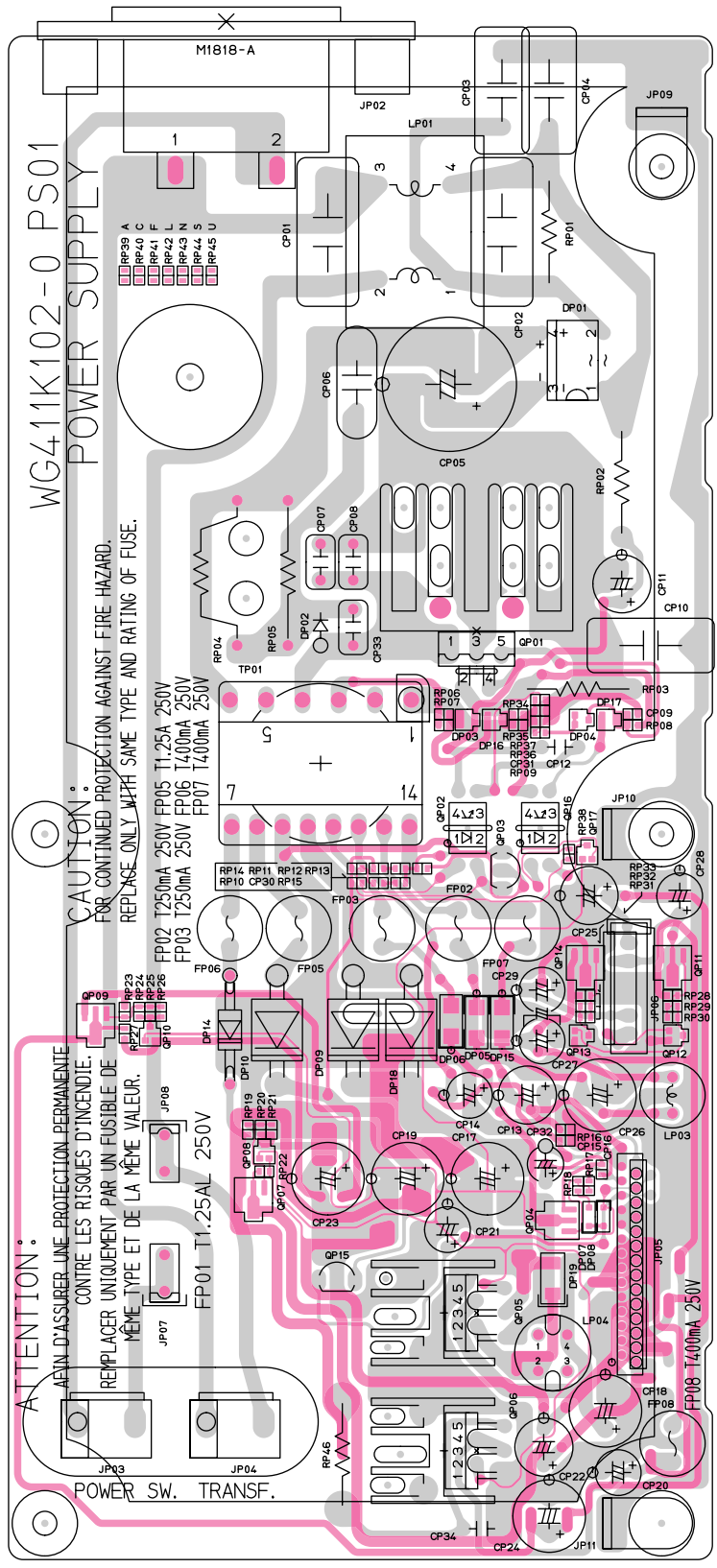
PF01	QF01	QF04	QF06 QF08 - QF09 QF16 QF05	QF03	QF18 - QF21	QF17
	QF12 - QF15 QF11	QF01 QF02				



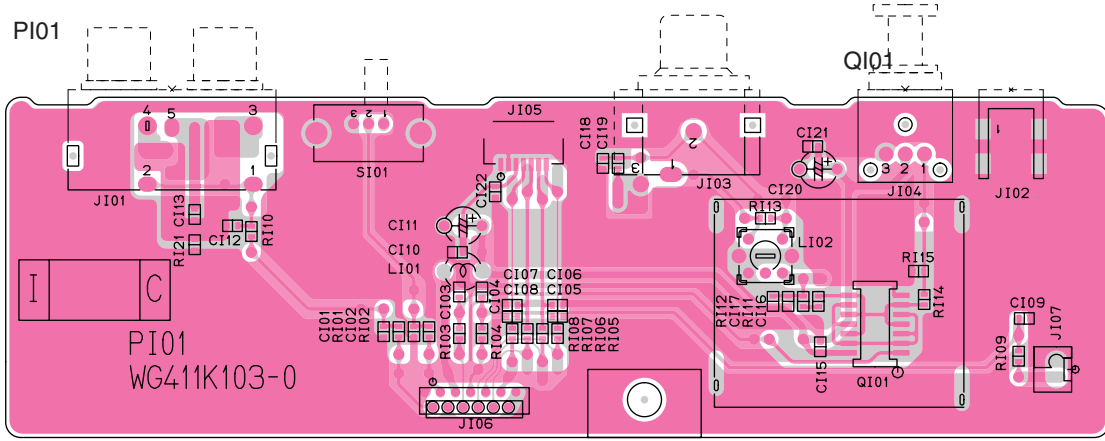
PV01 QV01 QV11 QY03 QY01 QC03 QC01 QB03 QB01 QY09 Q805 - Q801
 QV18 QV19 QV02 QV12 QY04 QY02 QC04 QC02 QB04 QB02 QY10
 QV25 - QV26 QV21 - QV24 QY14 - QY16 QY05 QC14-RC16 QC05 QB14 - QB16 QB05 QY13
 QV03 QV04 QV13 - QV17 QY06 QB06 - QY08
 QV05 - QV10 QC07 QC08 QB07 QB08 QY12 Q807



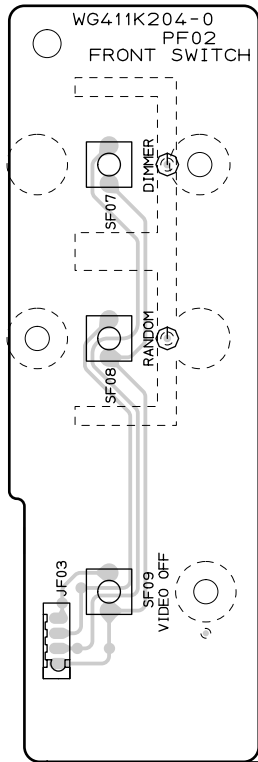
- QP01
- QP02
- QP03
- QP17
- QP14
- QP11
- QP09
- QP10
- QP13
- QP12
- QP08
- QP07
- QP04
- QP15
- QP05
- QP06



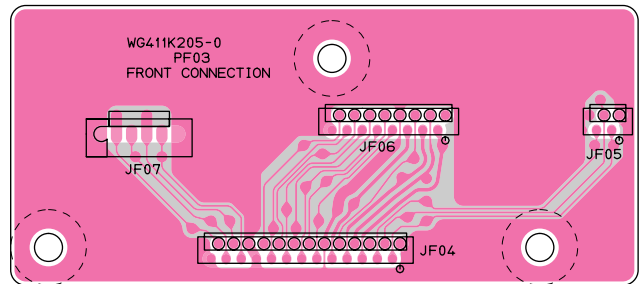
PI01



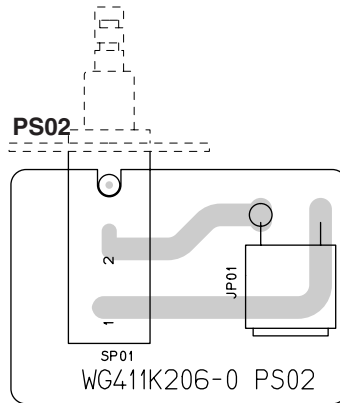
FP02



PF03



PS02



PD01

Q628

Q604

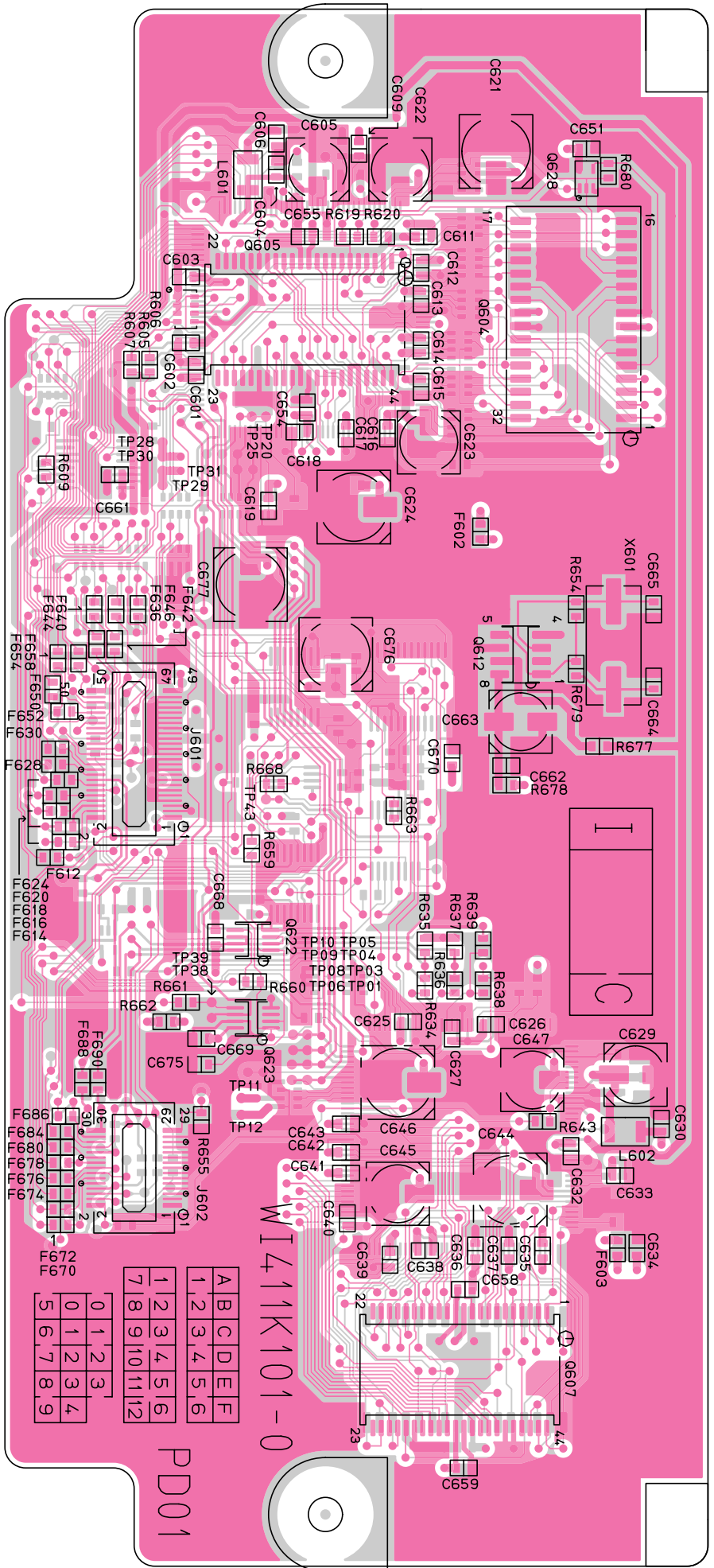
Q605

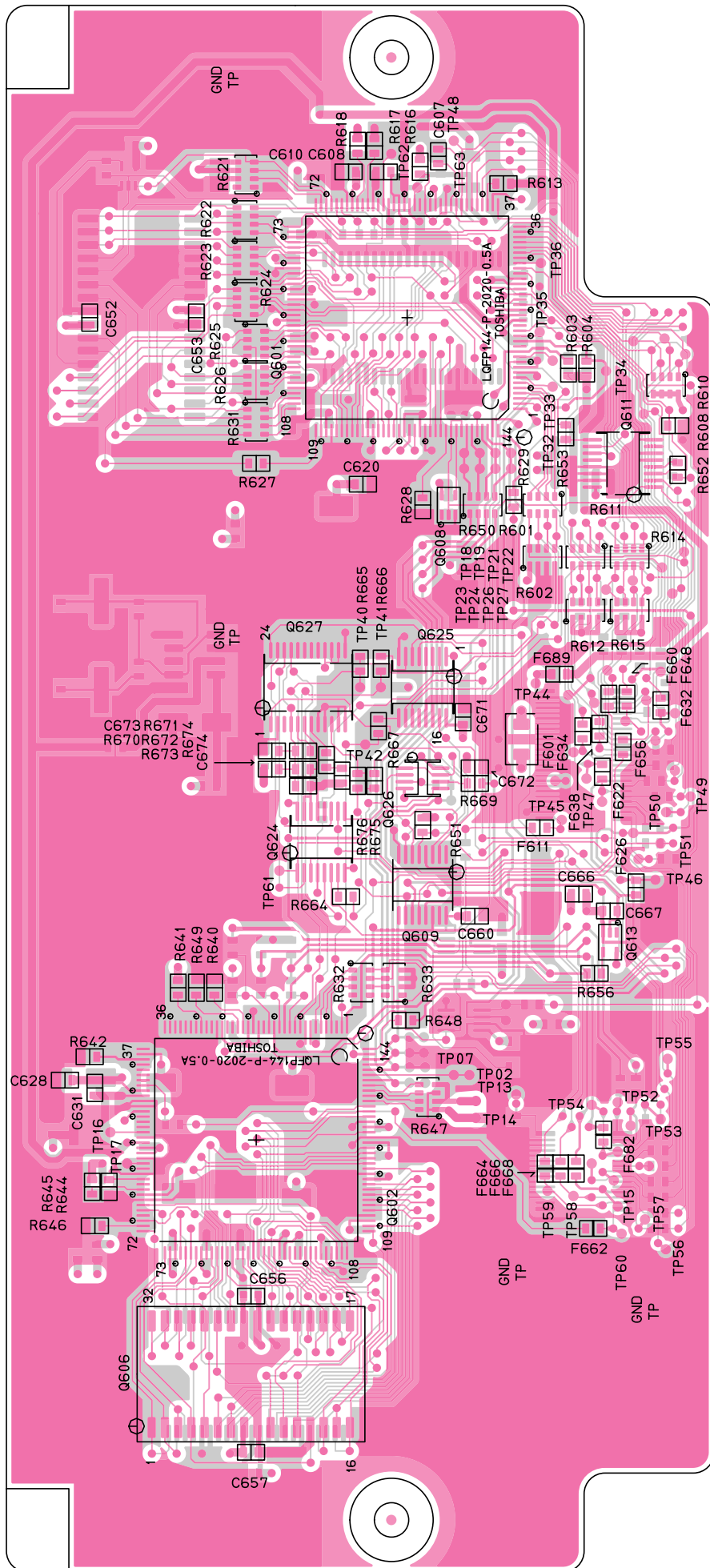
Q612

Q622

Q623

Q607





Q601

Q611

Q608

Q627

Q625

Q626

Q624

Q609

Q602

Q606

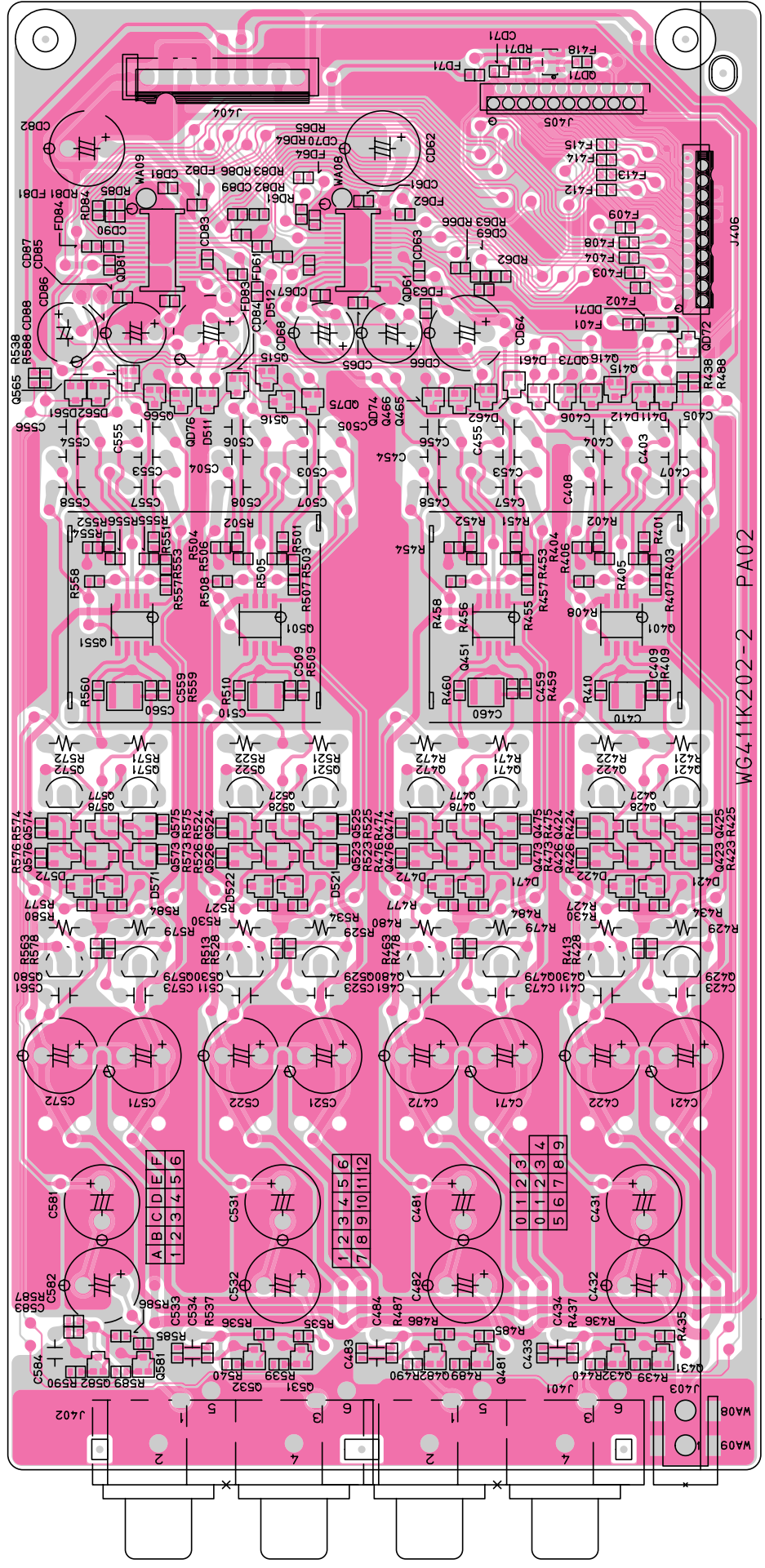
PA02 Q582 Q581
 Q532 Q531
 Q482 Q481
 Q432 Q431

Q580 - Q571
 Q530 - Q521
 Q480 - Q471
 Q430 - Q421

Q551
 Q501
 Q451
 Q401

Q565 Q566 QD76 QD81
 Q515 Q516 QD75
 QD74 Q466 Q465 QD61
 QD73 Q416 Q415 QD72

QD74

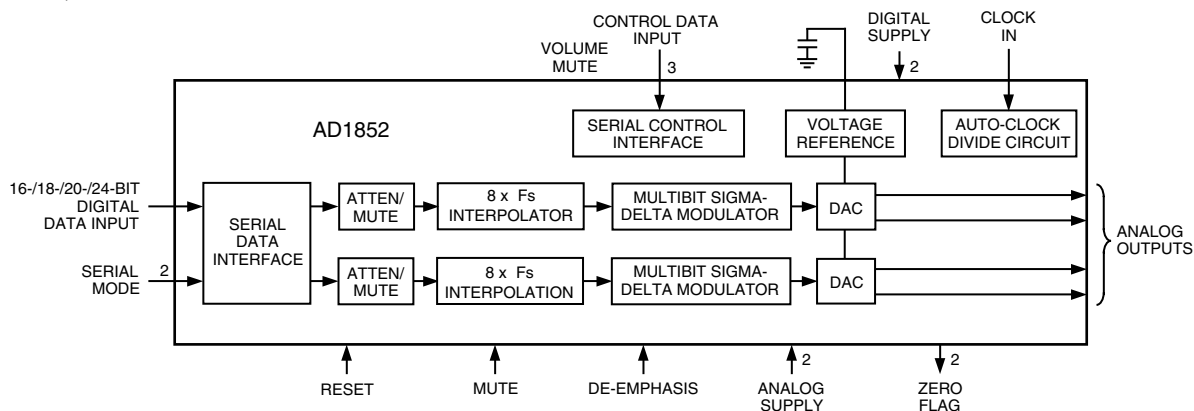


WG411K202-2 PA02

12. MICROPROCESSOR AND IC DATA

QF01:TMP87CM71F

Pin No.	Port Name	I/O	FUNCTION	
1	N.C.	I		
2	LT1	I	Communication response signal input from Mecha. unit	L: Busy, H: Ready
3	N.C.	I		
4	N.C.	I		
5	N.C.	I		
6	XRESET	O	Reset signal for Mecha unit	L: Reset
7	XREADY	O	Communication handshake line for Mecha unit	L: Ready
8	STB_CONT	O	Stand-by Control	L: Standby
9	TEST	I	GND	
10	N.C.	I		
11	N.C.	I		
12	CPU_RST	I	Reset signal input	L: Reset
13	XIN	I	8MHz Oscillator connecting	
14	XOUT	O	8MHz Oscillator connecting	
15	GND		GND	
16	N.C.	I		
17	IR_IN	I	Remote signal input	
18	N.C.	I		
19	SSCK	O	Serial clock output for Mecha unit	
20	SSO	I	Serial data input from Mecha unit	
21	SSI	O	Serial data output for Mecha unit	
22	VFD_CLK	O	Serial clock output for LC75710NE	
23	VFD_CE	O	Chip enable output for LC75710NE	
24	VFD_SDA	O	Serial data output for LC75710NE	
25	VFD_RST	O	Reset signal for LC75710NE	L: Reset
26	KEY_IN_0	I	Key scan input	
27	KEY_IN_1	I	Key scan input	
28	KEY_IN_2	I	Key scan input	
29	KEY_OUT_0	O	Key scan output	
30	KEY_OUT_1	O	Key scan output	
31	KEY_OUT_2	O	Key scan output	
32	KEY_OUT_3	O	Key scan output	
33	+5STB		Power supply	
34	TV_SYS_1	O	TV System control signal for Mecha unit	
35	TV_SYS_2	O	TV System control signal for Mecha unit	
36	I/P_1	O	Interlace/Progressive control signal for Mecha unit	
37	I/P_2	O	Interlace/Progressive control signal for Mecha unit	
38	V_MUTE	O	Video mute signal	L: Mute
39	VF_SW	O	Video Filter control signal	H: Progressive
40	S_MUTE	O	Audio mute control signal	L: Mute
41	192K_96K	O	Not use	
42	FL_OFF_LED	O	FL OFF LED control	H: FL OFF
43	STB_LED	O	Standby LED control	H: Standby
44	N.C.			
45	N.C.			
46	N.C.			
47	N.C.			
48	N.C.			
49	N.C.			
50	N.C.			
51	N.C.			
52	N.C.			
53	N.C.			
54	N.C.			
55	N.C.			
56	N.C.			
57	N.C.			
58	MODEL	I	Model setting	L: DV-12S1
59	VERSION0	I	Destination setting	
60	VERSION1	I	Destination setting	
61	VERSION2	I	Destination setting	
62	N.C.			
63	N.C.			
64	N.C.			
65	N.C.			
66	VKK		GND	
67	ROM_SDA	I/O	Serial data input/output for EEPROM	
68	ROM_SCL	O	Serial clock output for EEPROM	
69	N.C.			
70	N.C.			
71	N.C.			
72	N.C.			
73	N.C.			
74	N.C.			
75	N.C.			
76	N.C.			
77	N.C.			
78	N.C.			
79	N.C.			
80	N.C.			

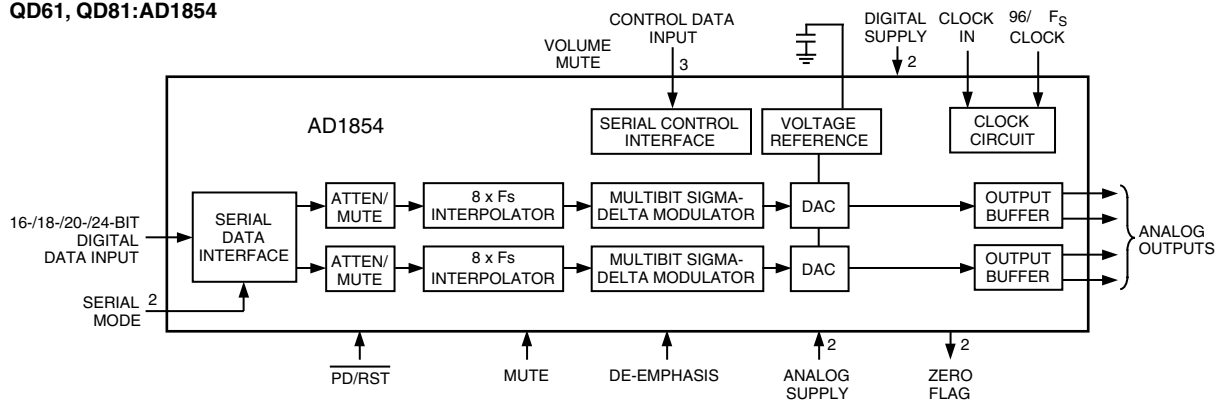


Pin	Input/Output	Pin Name	Description
1	I	DGND	Digital Ground.
2	I	MCLK	Master Clock Input. Connect to an external clock source at either 256 Fs, 384 Fs, 512 Fs, 768 Fs, or 1024 Fs
3	I	CLATCH	Latch Input for Control Data. This input is rising-edge sensitive.
4	I	CCLK	Control Clock Input for Control Data. Control input data must be valid on the rising edge of CCLK. CCLK may be continuous or gated.
5	I	CDATA	Serial Control Input, MSB first, containing 16 bits of unsigned data per channel. Used for specifying channel-specific attenuation and mute.
6		NC	No Connect.
7	I	192/48	Selects 48 kHz (LO) or 192 kHz Sample Frequency.
8	O	ZEROR	Right Channel Zero Flag Output. This pin goes HI when Right Channel has no signal input for more than 1024 LR Clock Cycles.
9	I	DEEMP	De-Emphasis. Digital de-emphasis is enabled when this input signal is HI. This is used to impose a 50ms/15ms response characteristic on the output audio spectrum at an assumed 44.1 kHz sample rate. Curves for 32 kHz and 48 kHz sample rates may be selected via SPI control register.
10	I	96/48	Selects 48 kHz (LO) or 96 kHz Sample Frequency.
11, 15	I	AGND	Analog Ground.
12	O	OUTR+	Right Channel Positive Line Level Analog Output.
13	O	OUTR-	Right Channel Negative Line Level Analog Output.
14	O	FILTR	Voltage Reference Filter Capacitor Connection. Bypass and decouple the voltage reference with parallel 10 mF and 0.1mF capacitors to the AGND.
16	O	OUTL-	Left Channel Negative Line Level Analog Output.
17	O	OUTL+	Left Channel Positive Line Level Analog Output.
18	I	AVDD	Analog Power Supply. Connect to Analog 5 V Supply.
19	I	FILTB	Filter Capacitor Connection. Connect 10 mF capacitor to AGND (Pin 15).
20	I	IDPM1	Input Serial Data Port Mode Control One. With IDPM0, defines 1 of 4 serial modes.
21	I	IDPM0	Input Serial Data Port Mode Control Zero. With IDPM1, defines 1 of 4 serial modes.
22	O	ZEROL	Left Channel Zero Flag Output. This pin goes HI when Left Channel has no signal input for more than 1024 LR Clock Cycles.
23	I	MUTE	Mute. Assert HI to mute both stereo analog outputs. Deassert LO for normal operation.
24	I	RESET	Reset. The AD1852 is reset on the rising edge of this signal. The serial control port registers are reset to the default values. Connect HI for normal operation.
25	I	L/RCLK	Left/Right Clock Input for Input Data. Must run continuously.
26	I	BCLK	Bit Clock Input for Input Data. Need not run continuously; may be gated or used in a burst fashion.
27	I	SDATA	Serial Input, MSB first, containing two channels of 16, 18, 20, and 24 bits of twos complement data per channel.
28	I	DVDD	Digital Power Supply Connect to digital 5 V supply.

Table I. Serial Data Input Mode

IDPM1 (Pin 20)	IDPM0 (Pin 21)	Serial Data Input Format
0	0	Right-Justified
0	1	I ² S-Compatible
1	0	Left-Justified
1	1	DSP

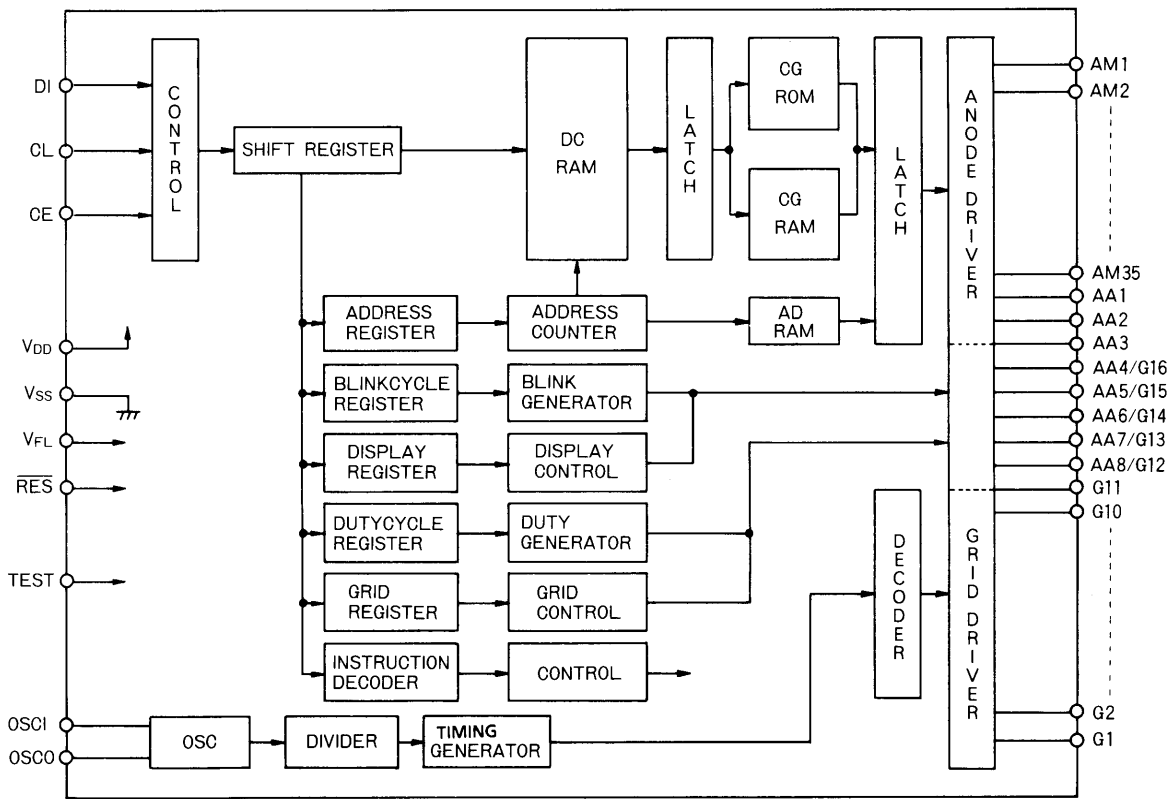
QD61, QD81:AD1854



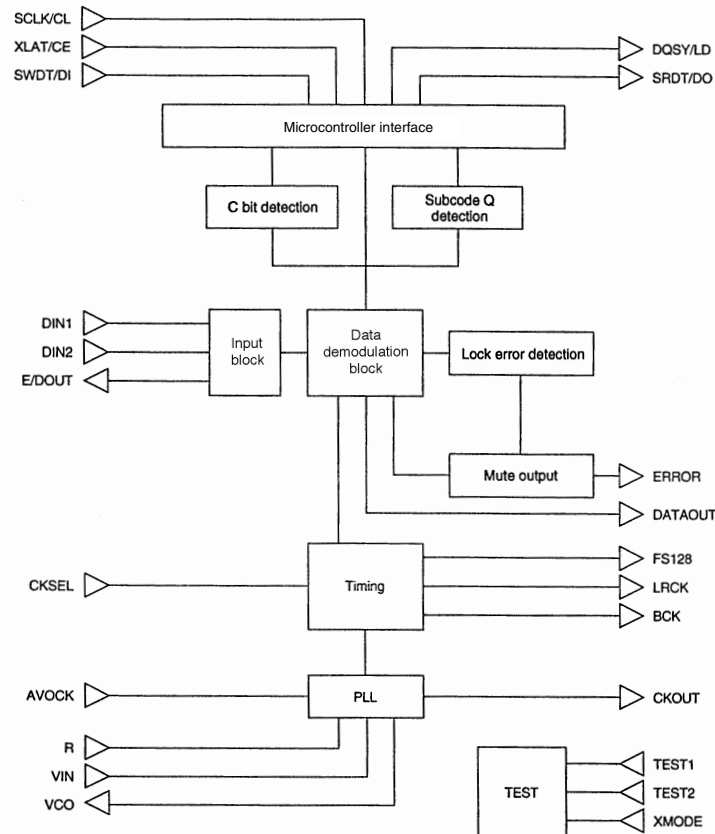
PIN FUNCTION DESCRIPTIONS

Pin	Input/Output	Pin Name	Description
1	I	DGND	Digital Ground.
2	I	MCLK	Master Clock Input. Connect to an external clock source at either 256, 384 or 512 F _s .
3	I	CLATCH	Latchinput for control data. This input is rising-edge sensitive.
4	I	CCLK	Control clock input for control data. Control input data must be valid on the rising edge of CCLK. CCLK may be continuous or gated.
5	I	CDATA	Serial control input, MSB first, containing 16 bits of unsigned data per channel. Used for specifying channel-specific attenuation and mute.
6	I	384/ 256	Selects the master clock mode as either 384 times the intended sample frequency (HI) or 256 times the intended sample frequency (LO). The state of this input should be hardwired to logic HI or logic LO, or may be changed while the AD1854 is in power-down/reset. It must not be changed while the AD1854 is operational.
7	I	X2MCLK	Selects internal clock doubler (LO) or internal clock = MCLK (HI).
8	O	ZEROR	Right Channel Zero Flag Output. This pin goes HI when Right Channel has no signal input for more than 1024 LR Clock Cycles.
9	I	DEEMP	De-Emphasis. Digital de-emphasis is enabled when this input signal is HI. This is used to impose a 50 μs/15 μs response characteristic on the output audio spectrum at an assumed 44.1 kHz sample rate.
10	I	96/ 48	Selects 48 kHz (LO) or 96 kHz Sample Frequency Control.
11, 15	I	AGND	Analog Ground.
12	O	OUTR+	Right Channel Positive line level analog output.
13	O	OUTR-	Right Channel Negative line level analog output.
14	O	FILTR	Voltage Reference Filter Capacitor Connection. Bypass and decouple the voltage reference with parallel 10 μF and 0.1 μF capacitors to the AGND.
16	O	OUTL-	Left Channel Negative line level analog output.
17	O	OUTL+	Left Channel Positive line level analog output.
18	I	AVDD	Analog Power Supply. Connect to analog 5 V supply.
19	O	FILTB	Filter Capacitor connection, connect 10 μF capacitor to AGND.
20	I	IDPM1	Input serial data port mode control one. With IDPM0, defines one of four serial modes.
21	I	IDPM0	Input serial data port mode control zero. With IDPM1, defines one of four serial modes.
22	O	ZEROL	Left Channel Zero Flag Output. This pin goes HI when Left Channel has no signal input for more than 1024 LR Clock Cycles.
23	I	MUTE	Mute. Assert HI to mute both stereo analog outputs. Deassert LO for normal operation.
24	I	<u>PD/RST</u>	Power-Down/Reset The AD1854 is placed in a low power consumption mode when this pin is held LO. The AD1854 is reset on the rising edge of this signal. The serial control port registers are reset to the default values. Connect HI for normal operation.
25	I	L/R CLK	Left/Right clock input for input data. Must run continuously.
26	I	BCLK	Bit clock input for input data. Need not run continuously; may be gated or used in a burst fashion.
27	I	SDATA	Serial input, MSB first, containing two channels of 16, 18, 20, and 24 bits of two's complement data per channel.
28	I	DVDD	Digital Power Supply Connect to digital 5 V supply.

Block Diagram

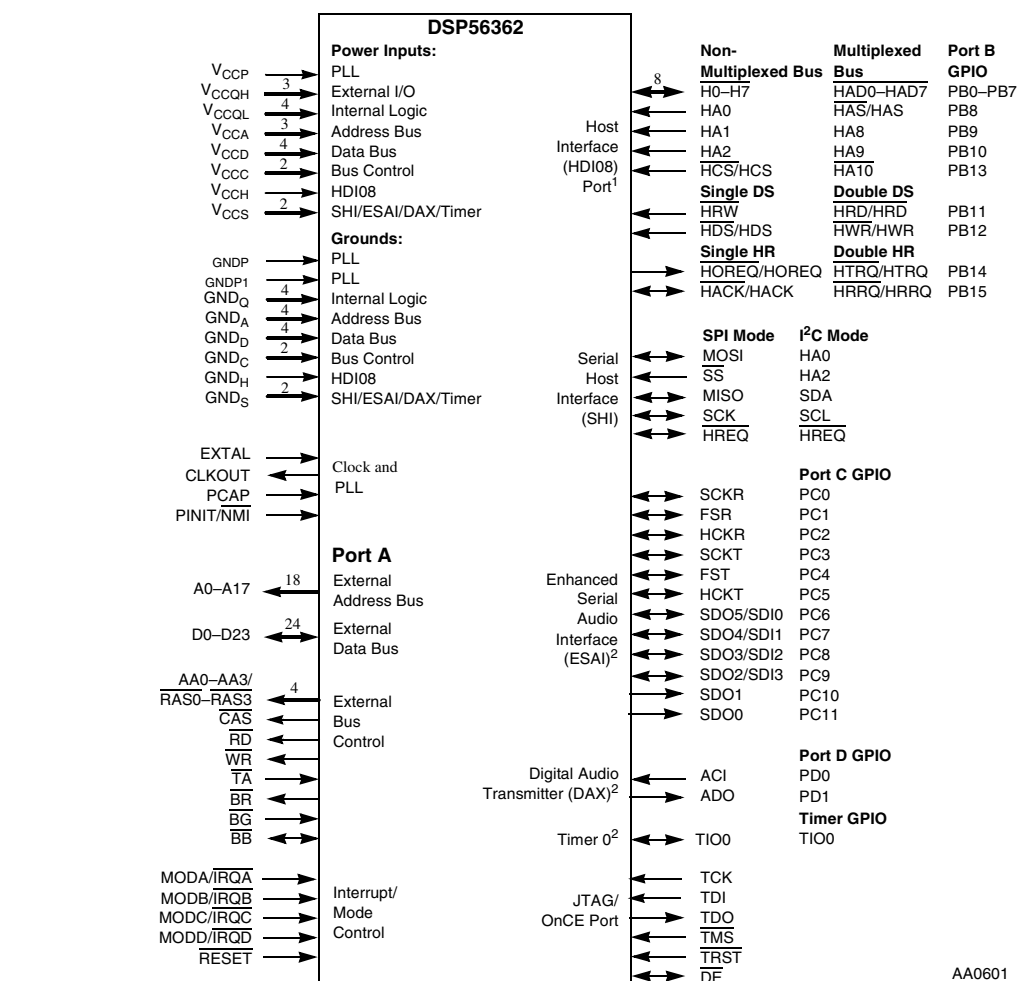
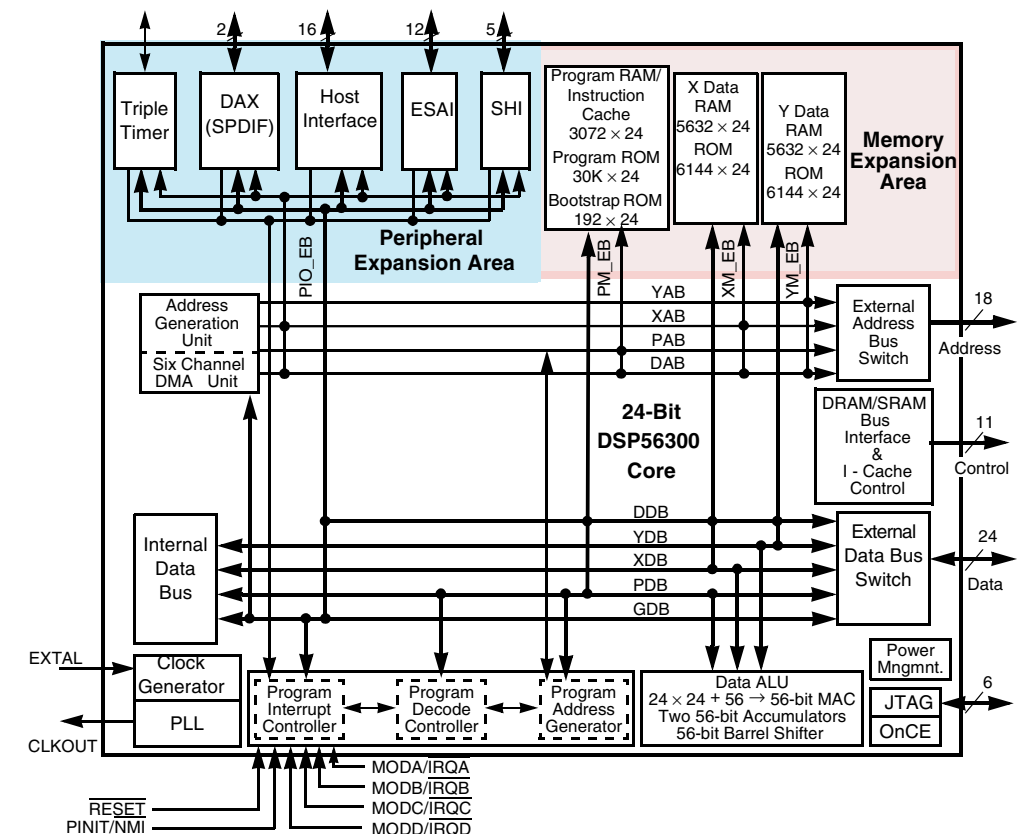


Block Diagram



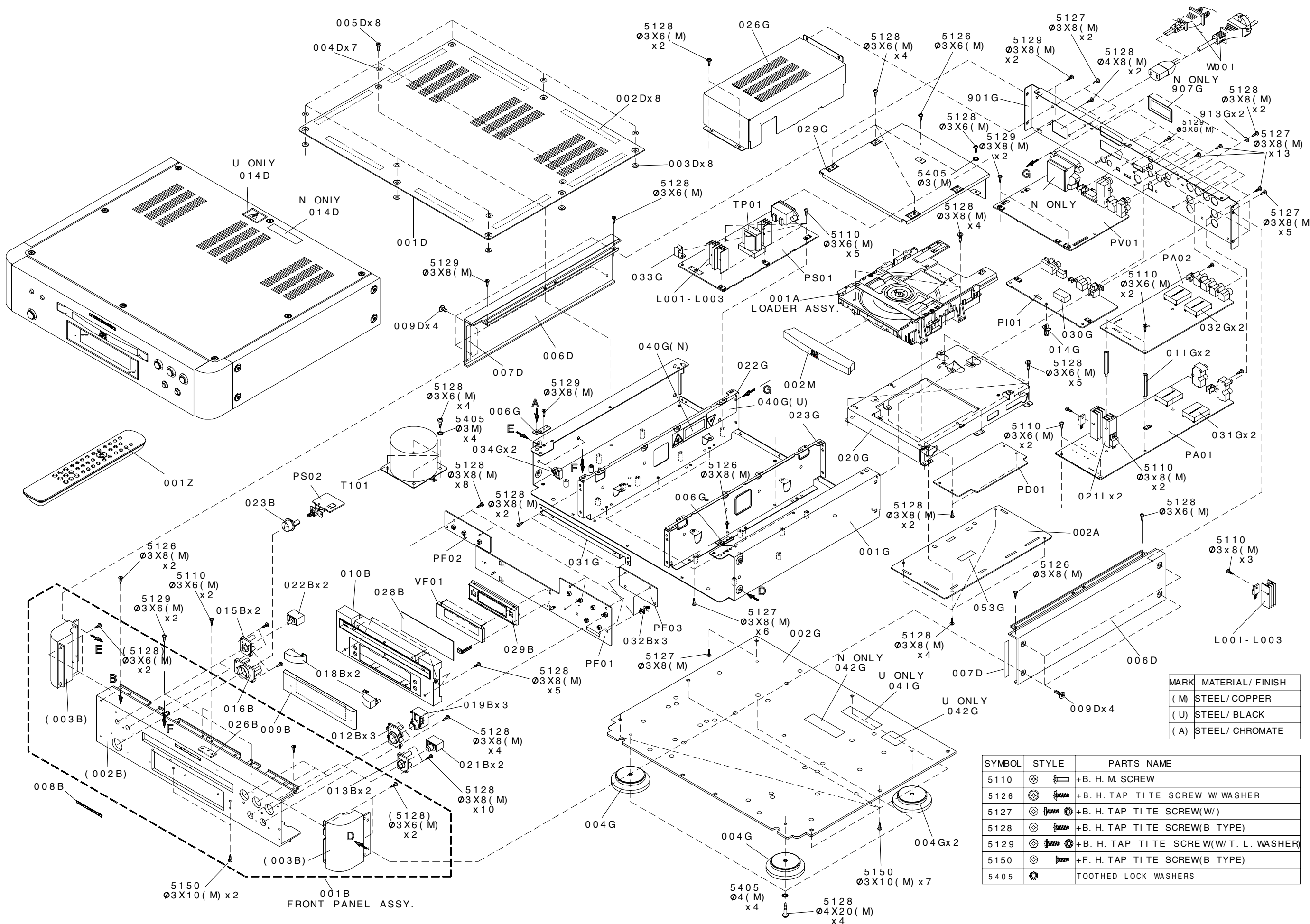
Pin Functions

Pin No.	Symbol	I/O	Description
1	DIN1	I	Data input with built-in amplifier (for coaxial or optical module input)
2	DIN2	I	Data input (for optical module input)
3	E/DOUT	O	Emphasis, input bi-phase, and validity flag output
4	V _{DD}	-	Power supply
5	R	I	VCO gain control input
6	VIN	I	VCO free-running setting input
7	VCO	O	PLL low-pass filter setting
8	GND	-	Ground
9	CKSEL	I	System clock selection input (384fs or 512fs)
10	XMODE	I	Reset input
11	AVOCK	I	PLL error lock avoidance clock input
12	TEST1	I	Test input (Must be connected to ground in normal operation)
13	TEST2	I	Test input (Must be connected to ground in normal operation)
14	SCLK/CL	I	Microcontroller interface clock input
15	XLAT/CE	I	Microcontroller interface latch/chip enable input
16	SWDT/DI	I	Microcontroller interface write data input
17	SRDT/DO	O	Microcontroller interface read data output
18	DQSY/LD	O	Microcontroller interface subcode Q and ID synchronization output
19	CKOUT	O	VCO clock output (free running, 384fs, or 512fs)
20	FS128	O	128fs clock output
21	BCK	O	Bit clock output
22	LRCK	O	L/R clock output (left channel = high, right channel = low)
23	DATAOUT	O	Audio data output
24	ERROR	O	PLL lock error mute output



- Notes:
1. The HDIO8 port supports a nonmultiplexed or a multiplexed bus, single or double data strobe (DS), and single or double host request (HR) configurations. Since each of these modes is configured independently, any combination of these modes is possible. These HDIO8 signals can also be configured alternately as GPIO signals (PB0–PB15). Signals with dual designations (e.g., FAS/HAS) have configurable polarity.
 2. The ESAI signals are multiplexed with the port C GPIO signals (PC0–PC11). The DAX signals are multiplexed with the Port D GPIO signals (PD0–PD1). The timer 0 signal can be configured alternately as the timer GPIO signal (TIO0).

13. EXPLODED VIEW AND PARTS LIST



MARK	MATERIAL/ FINISH
(M)	STEEL/ COPPER
(U)	STEEL/ BLACK
(A)	STEEL/ CHROMATE

SYMBOL	STYLE	PARTS NAME
5110		+B. H. M. SCREW
5126		+B. H. TAP TITE SCREW W/ WASHER
5127		+B. H. TAP TITE SCREW(W/)
5128		+B. H. TAP TITE SCREW(B TYPE)
5129		+B. H. TAP TITE SCREW(W/T. L. WASHER)
5150		+F. H. TAP TITE SCREW(B TYPE)
5405		TOOTHED LOCK WASHERS

POS. NO	VERS. COLOR	PART NO. (FOR PCS)	DESCRIPTION	PART NO. (MJI)	POS. NO	VERS. COLOR	PART NO. (FOR PCS)	DESCRIPTION	PART NO. (MJI)
001A		nsp	DB-VLD102 DVD LOADER	nsp	004M	/F		DVD LOGO BADGE FOR TRAY ESCUT	411K251010
002A	/A/C/L/S		DB-VPB233 DVD BOARD	ZK411K0220					
002A	/F/U		DB-VPB231 DVD BOARD	ZK411K0210	▲ T101	/A/C/N/S	9965 000 11697	MAINS TROIDAL TRANSF. AC230V	TS56502030
002A	/N	9965 000 11713	DB-VPB232 DVD BOARD	ZK411K0230	▲ T101	/F		MAINS TROIDAL TRANSF. A/C00V	TS56502020
001B	/A/C/L/N /S/U (GOLD)	nsp	FRONT PANEL ASSY GOLD BLAST	411K248520	▲ T101	/L/U		MAINS TROIDAL TRANSF. A/C20V	TS56502010
001B	/F (GOLD)		FRONT PANEL ASSY GOLD HAIR	411K248540	▲ W001	/A		MAINS CORD 250V 9A AUSTRALIA	ZC02006040
001B	/N/U (BLACK)	nsp	FRONT PANEL ASSY BLACK BLAST	411K248510	▲ W001	/C		MAINS CORD 7A 249V KOREA	ZC02009010
002B	/A/C/L/N /S/U (GOLD)	9965 000 11726	FRONT PANEL GOLD BLAST	411K248110	▲ W001	/F		MAINS CORD 125V 11A JAPAN	ZC01802080
002B	/F (GOLD)		FRONT PANEL GOLD HAIR LINE	411K248120	▲ W001	/L/U		MAINS CORD 10A 124V UL/CSA	ZC01803100
002B	/N/U (BLACK)	9965 000 11606	FRONT PANEL BLACK BLAST	411K248010	▲ W001	/N	4822 321 11033	MAINS CORD 10A 250V CLAS/S	ZC01803080
003B	GOLD	4822 426 10497	ESCUTCHEON GOLD	269J063110	▲ W001	/S		MAINS CORD 10A 249V S PORE	ZC01804100
003B	BLACK	4822 426 10496	ESCUTCHEON BLACK	269J063010				PACKING	
008B	GOLD	9965 000 01554	MARANTZ BADGE GOLD	313J251110	001T	/A		USER GUIDE	411K851250
008B	BLACK	9965 000 01553	MARANTZ BADGE BLACK	313J251010	001T	/C/L/S		USER GUIDE	411K851350
009B	GOLD	9965 000 11725	WINDOW FOR FRONT PANEL GOLD	411K158010	001T	/F		USER GUIDE	411K851110
009B	BLACK	9965 000 11605	WINDOW FOR FRONT PANEL BLACK	411K158020	001T	/N	9965 000 11617	USER GUIDE	411K851310
010B	GOLD	9965 000 11728	BUSH FOR TRAY GOLD	411K259110	001T	/U		USER GUIDE	411K851250
010B	BLACK	9965 000 11608	BUSH FOR TRAY BLACK	411K259010					
012B	/A/G	9965 000 11729	BUSH FOR PLAY BUTTON GOLD	411K259120	008T	/C/L/S		USER MANUAL INSTRUCTION	411K851010
012B	GOLD	9965 000 11729	BUSH FOR PLAY BUTTON GOLD	411K259120	001Z	/A/C/L/N /S/U	9965 000 11712	REMOTE CONTROLLER RC-12DVS1	ZK411K0010
012B	BLACK	9965 000 11609	BUSH FOR PLAY BUTTON BLACK	411K259020	001Z	/F		REMOTE CONTROLLER RC-12DVS1F	ZK411K0020
014B	GOLD	9965 000 11730	BUSH FOR FF/REV GOLD	411K259130					
014B	BLACK	9965 000 11610	BUSH FOR FF/REV BLACK	411K259030					
015B	GOLD	9965 000 11731	BUSH FOR DIMMER GOLD	411K259140					
015B	BLACK	9965 000 11611	BUSH FOR DIMMER BLACK	411K259040					
016B	GOLD	9965 000 11732	BUSH FOR POWER GOLD	411K259150					
016B	BLACK	9965 000 11612	BUSH FOR POWER BLACK	411K259050					
018B	GOLD	9965 000 11733	BUTTON FOR OPEN GOLD	411K270110					
018B	BLACK	9965 000 11613	BUTTON FOR OPEN BLACK	411K270010					
019B	GOLD	9965 000 11734	BUTTON FOR PLAY GOLD	411K270120					
019B	BLACK	9965 000 11614	BUTTON FOR PLAY BLACK	411K270020					
021B	GOLD	9965 000 11735	BUTTON FOR FF/REV GOLD	411K270130					
021B	BLACK	9965 000 11615	BUTTON FOR FF/REV BLACK	411K270030					
022B	GOLD	9965 000 11736	BUTTON FOR DIMMER GOLD	411K270140					
022B	BLACK	9965 000 11616	BUTTON FOR DIMMER BLACK	411K270040					
023B	GOLD	4822 410 11276	BUTTON FOR POWER GOLD	176J270150					
023B	BLACK	4822 410 11275	BUTTON FOR POWER BLACK	176J270050					
001D	GOLD	9965 000 11727	TOP LID GOLD	411K257110					
001D	BLACK	9965 000 11607	TOP LID BLACK	411K257010					
005D	GOLD	4822 502 14425	SCREW FOR TOP LID GOLD	323S010020					
005D	BLACK	4822 502 21693	SCREW FOR TOP LID BLACK	323S010030					
006D	GOLD	4822 426 10499	SIDE PANEL GOLD	269J249110					
006D	BLACK	4822 426 10498	SIDE PANEL BLACK	269J249010					
009D	GOLD	4822 502 14425	SCREW FOR SIDE PANEL GOLD	323S010020					
009D	BLACK	4822 502 21693	SCREW FOR SIDE PANEL BLACK	323S010030	001S			NOT STANDARD SPARE PARTS	
					002S			PACKING CASE	411K801010
					003S			CUSHION FOR SET (LEFT)	410K809010
								CUSHION FOR SET (RIGHT)	410K809020
004G		4822 462 11116	LEG GOLD BLAST	163J057410	003Z			CONNECTIVE CORD 3PIN CINCH (VIDEO&L/R) 1.5M	ZD01500410
002M	GOLD	9965 000 11724	ESCUTCHEON FOR TRAY GOLD	411K063110	004Z			CONNECTIVE CORD CINCH RC-5 CORD 0.9M	ZD00900100
002M	BLACK	9965 000 11604	ESCUTCHEON FOR TRAY GOLD	411K063010					

NOTE : *nsp* PART IS LISTED FOR REFERENCE ONLY, MARANTZ WILL NOT SUPPLY THESE PARTS.

POS. NO	VERS. COLOR	PART NO. (FOR PCS)	DESCRIPTION	PART NO. (MJJ)	POS. NO	VERS. COLOR	PART NO. (FOR PCS)	DESCRIPTION	PART NO. (MJJ)
			PA01-AUDIO 2CH CIRCUIT BOARD PA01-CAPACITORS						
▲ C101		9965 000 11690	ELECT. 2200µF M 25V CILMIC	OA22802540	C257	/F/U	9965 000 06697	FILM 560pF100V PP APSV J	OF15561540
▲ C102		9965 000 11690	ELECT. 2200µF M 25V CILMIC	OA22802540	C259	/A/C/L/N /S	9965 000 11692	FILM 220pF J 100V NH	OF15221550
▲ C103		9965 000 11690	ELECT. 2200µF M 25V CILMIC	OA22802540	C259	/F/U	4822 121 10792	FILM 220pF 100V PP APSV J	OF15221540
▲ C104		9965 000 11690	ELECT. 2200µF M 25V CILMIC	OA22802540	C260	/A/C/L/N /S	9965 000 11693	FILM 270pF J 100V NH	OF15271550
C105		4822 124 40433	ELECT. 47µF M 16V ARS	OA47601640	C260	/F/U	9965 000 01560	FILM 270pF ±5% 100V OFC	OF55271540
C106		4822 124 80958	ELECT. 470µF M 16V CILMIC	OA47701640	C271		4822 124 80123	ELECT. 220µF M 16V CILMIC	OA22701640
C107		4822 124 40433	ELECT. 47µF 16V ARS	OA47601640	C272		4822 124 80123	ELECT. 220µF M 16V CILMIC	OA22701640
C108		4822 124 80958	ELECT. 470µF M 16V CILMIC	OA47701640	C273	/A/C/L/N /S	9965 000 11694	FILM 680pF J 100V NH	OF15681550
C109		4822 124 90371	ELECT. 470µF M 10V RA-2	OA47701020	C273	/F/U	9965 000 01564	FILM 680pF ±5% 100V OFC	OF55681540
▲ C151		4822 124 90388	ELECT. 3300µF M 16V RA-2	OA33801620	C281		4822 124 80123	ELECT. 220µF M 16V CILMIC	OA22701640
▲ C152		4822 124 90388	ELECT. 3300µF M 16V RA-2	OA33801620	C282		4822 111 41305	RES. 0Ω ±5% 1/4W	GD05000140
C153		4822 124 22721	ELECT. 1000µF M 10V ARA	OA10801050	C284	/A/C/L/N /S	9965 000 11693	FILM 270pF J 100V NH	OF15271550
C181		4822 124 21511	ELECT. 2200µF M 25V RA-2	OA22802520	C284	/F/U	9965 000 01560	FILM 270pF ±5% 100V OFC	OF55271540
C182		4822 124 90351	ELECT. 0.1µF M 50V RA-2	OA10405020	C291	/N	9965 000 02015	ELECT. 22µF M 25V ARS	OA22602540
C183		4822 124 41534	ELECT. 10µF M 25V RA-2	OA10602520	C292	/N	9965 000 11667	CER.CHIP 270pF ±5%	DD95271300
C203	/A/C/L/N /S	9965 000 11691	FILM 1000pF J 100V NH	OF15102550	C295	/N	4822 124 41539	ELECT. 47µF M 16V RA-2	OA47601620
C203	/F/U	4822 121 70437	FILM 1000pF J 100V APSV	OF15102540	C296	/N	9965 000 11667	CER.CHIP 270pF ±5%	DD95271300
C204	/A/C/L/N /S	9965 000 11691	FILM 1000pF J 100V NH	OF15102550	C302		9965 000 06821	CHIP MICACHIP 33pF 500VW	DF95330500
C204	/F/U	4822 121 70437	FILM 1000pF J 100V APSV	OF15102540	C352		9965 000 06821	CHIP MICACHIP 33pF 500VW	DF95330500
C205	/A/C/L/N /S	9965 000 10846	FILM 560pF J 100V NH	OF15561550	CD01		4822 126 11687	CER.CHIP 104Z 25V F GRM39	DK98104200
C205	/F/U	9965 000 06697	FILM 560pF100V PP APSV J	OF15561540	CD02		4822 124 90371	ELECT. 470µF M 10V RA-2	OA47701020
C206	/A/C/L/N /S	9965 000 10846	FILM 560pF J 100V NH	OF15561550	CD03		4822 126 11687	CER.CHIP 104Z 25V F GRM39	DK98104200
C206	/F/U	9965 000 06697	FILM 560pF100V PP APSV J	OF15561540	CD04		4822 124 90371	ELECT. 470µF M 10V RA-2	OA47701020
C207	/A/C/L/N /S	9965 000 10846	FILM 560pF J 100V NH	OF15561550	CD05		4822 126 11687	CER.CHIP 104Z 25V F GRM39	DK98104200
C207	/F/U	9965 000 06697	FILM 560pF100V PP APSV J	OF15561540	CD06		4822 124 90371	ELECT. 470µF M 10V RA-2	OA47701020
C209	/A/C /L/N /S	9965 000 11692	FILM 220pF J 100V NH	OF15221550	CD21		4822 126 11687	CER.CHIP 104Z 25V F GRM39	DK98104200
C209	/F/U	4822 121 10792	FILM 220pF 100V PP APSV J	OF15221540	CD22		9965 000 04984	ELECT. 1000µF 10V M RA-2	OA10801020
C210	/A/C/L/N /S	9965 000 11693	FILM 270pF J 100V NH	OF15271550	CD23		4822 126 11687	CER.CHIP 104Z 25V F GRM39	DK98104200
C210	/F/U	9965 000 01560	FILM 270pF ±5% 100V OFC	OF55271540	CD24		4822 124 80119	ELECT. 100µF 25V ARS	OA10702540
C221		4822 124 80123	ELECT. 220µF M 16V CILMIC	OA22701640	CD25		4822 126 11687	CER.CHIP 104Z 25V F GRM39	DK98104200
C222		4822 124 80123	ELECT. 220µF M 16V CILMIC	OA22701640	CD26		9965 000 01567	ELECT. 100µF 10V ARA	OA10701050
C223	/A/C/L/N /S	9965 000 11694	FILM 680pF J 100V NH	OF15681550	CD27		4822 126 11687	CER.CHIP 104Z 25V F GRM39	DK98104200
C223	/F/U	9965 000 01564	FILM 680pF ±5% 100V OFC	OF55681540	CD28		9965 000 01567	ELECT. 100µF 10V ARA	OA10701050
C231		4822 124 80123	ELECT. 220µF M 16V CILMIC	OA22701640	CD29		4822 122 33777	CER.CHIP 47pF ±5% CG 50V	DD95470300
C232			RES. 0Ω ±5% 1/4W	GD05000140	CD30		5322 126 11578	CER.CHIP 1000pF ±10% B 50V	DK96102300
C234	/A/C/L/N /S	9965 000 11693	FILM 270pF J 100V NH	OF15271550	CD41		4822 126 11687	CER.CHIP 104Z 25V F GRM39	DK98104200
C234	/F/U	9965 000 01560	FILM 270pF ±5% 100V OFC	OF55271540	CD42		9965 000 04984	ELECT. 1000µF 10V M RA-2	OA10801020
C241	/N	9965 000 02015	ELECT. 22µF M 25V ARS	OA22602540	CD43		4822 126 11687	CER.CHIP 104Z 25V F GRM39	DK98104200
C242	/N	9965 000 11667	CER.CHIP 270pF ±5%	DD95271300	CD44		4822 124 80119	ELECT. 100µF 25V ARS	OA10702540
C245	/N	4822 124 41539	ELECT. 47µF M 16V RA-2	OA47601620	CD45		4822 126 11687	CER.CHIP 104Z 25V F GRM39	DK98104200
C246	/N	9965 000 11667	CER.CHIP 270pF ±5%	DD95271300	CD46		9965 000 01567	ELECT. 100µF 10V ARA	OA10701050
C253	/A/C/L/N /S	9965 000 11691	FILM 1000pF J 100V NH	OF15102550	CD47		4822 126 11687	CER.CHIP 104Z 25V F GRM39	DK98104200
C253	/F/U	4822 121 70437	FILM 1000pF J 100V APSV	OF15102540	CD48		9965 000 01567	ELECT. 100µF 10V ARA	OA10701050
C254	/A/C/L/N /S	9965 000 11691	FILM 1000pF J 100V NH	OF15102550	CD49		4822 122 33777	CER.CHIP 47pF ±5% CG 50V	DD95470300
C254	/C	9965 000 11691	FILM 1000pF J 100V NH	OF15102550	CD50		5322 126 11578	CER.CHIP 1000pF ±10% B 50V	DK96102300
C254	/F/U	4822 121 70437	FILM 1000pF J 100V APSV	OF15102540				PA01-RESISTORS	
C255	/A/C/L/N /S	9965 000 10846	FILM 560pF J 100V NH	OF15561550	R101		4822 051 30223	CHIP RES. 22kΩ ±5% 1/16W	NN05223610
C255	/F/U	9965 000 06697	FILM 560pF 100V PP APSV J	OF15561540	R102		4822 051 30223	CHIP RES. 22kΩ ±5% 1/16W	NN05223610
C256	/A/C/L/N /S	9965 000 10846	FILM 560pF J 100V NH	OF15561550	R103		4822 051 30101	CHIP RES. 100Ω ±5% 1/16W	NN05101610
C256	/F/U	9965 000 06697	FILM 560pF100V PP APSV J	OF15561540	R104		4822 051 30102	CHIP RES. 1kΩ ±5% 1/16W	NN05102610
C257	/A/C/L/N /S	9965 000 10846	FILM 560pF J 100V NH	OF15561550	R105		4822 051 30223	CHIP RES. 22kΩ ±5% 1/16W	NN05223610
					R106		4822 051 30223	CHIP RES. 22kΩ ±5% 1/16W	NN05223610
					R107		4822 051 30101	CHIP RES. 100Ω ±5% 1/16W	NN05101610
					R108		4822 051 30102	CHIP RES. 1kΩ ±5% 1/16W	NN05102610
					R181		4822 051 30102	CHIP RES. 1kΩ ±5% 1/16W	NN05102610
					R182		4822 051 30223	CHIP RES. 22kΩ ±5% 1/16W	NN05223610
					R183		9965 000 03193	CHIP RES. 3.3MΩ ±5% 1/16W	NN05335610
					R184		4822 117 12925	CHIP RES. 47kΩ ±5% 1/16W	NN05473610
					R185		4822 051 30223	CHIP RES. 22kΩ ±5% 1/16W	NN05223610
					R186		4822 051 30223	CHIP RES. 22kΩ ±5% 1/16W	NN05223610
					R187		4822 051 30103	CHIP RES. 10kΩ ±5% 1/16W	NN05103610
					R188		4822 051 30103	CHIP RES. 10kΩ ±5% 1/16W	NN05103610
					R189		4822 117 12925	CHIP RES. 47kΩ ±5% 1/16W	NN05473610

NOTE : *nsp* PART IS LISTED FOR REFERENCE ONLY, MARANTZ WILL NOT SUPPLY THESE PARTS.

POS. NO	VERS. COLOR	PART NO. (FOR PCS)	DESCRIPTION	PART NO. (MUJ)	POS. NO	VERS. COLOR	PART NO. (FOR PCS)	DESCRIPTION	PART NO. (MUJ)
R190		4822 051 30103	CHIP RES. 10kΩ ±5% 1/16W	NN05103610	R300	/N	4822 051 30222	CHIP RES. 2.2kΩ ±5% 1/16W	NN05222610
R201		4822 051 30332	CHIP RES. 3.3kΩ ±5% 1/16W	NN05332610	R301		4822 051 30121	CHIP RES. 120Ω ±5% 1/16W	NN05121610
R202		4822 051 30332	CHIP RES. 3.3kΩ ±5% 1/16W	NN05332610	R302		4822 051 30121	CHIP RES. 120Ω ±5% 1/16W	NN05121610
R203		9965 000 11689	CHIP RES. 2.4kΩ ±5% 1/16W	NN05242610	R303		9965 000 11688	CHIP RES. 240Ω ±0.5%	NN05241610
R204		9965 000 11689	CHIP RES. 2.4kΩ ±5% 1/16W	NN05242610	R304		4822 051 30689	CHIP RES. 68Ω ±5% 1/16W	NN05680610
R205		4822 117 11817	CHIP RES. 1.2kΩ ±5% 1/16W	NN05122610	R305		4822 051 30561	CHIP RES. 560Ω ±5% 1/16W	NN05561610
R206		4822 117 11817	CHIP RES. 1.2kΩ ±5% 1/16W	NN05122610	R306		4822 051 30333	CHIP RES. 33kΩ ±5% 1/16W	NN05333610
R207		4822 051 30332	CHIP RES. 3.3kΩ ±5% 1/16W	NN05332610	R307		4822 051 30479	CHIP RES. 47Ω ±5% 1/16W	NN05470610
R208		4822 051 30332	CHIP RES. 3.3kΩ ±5% 1/16W	NN05332610	R308		4822 051 30561	CHIP RES. 560Ω ±5% 1/16W	NN05561610
R211		4822 116 82487	CHIP RES. 0Ω ±5% 1/16W	NN05000610	R351		4822 051 30121	CHIP RES. 120Ω ±5% 1/16W	NN05121610
R212		4822 051 30101	CHIP RES. 100Ω ±5% 1/16W	NN05101610	R352		4822 051 30121	CHIP RES. 120Ω ±5% 1/16W	NN05121610
R213		4822 116 82487	CHIP RES. 0Ω ±5% 1/16W	NN05000610	R353		9965 000 11688	CHIP RES. 240Ω ±0.5%	NN05241610
R221		4822 052 10101	RES. 100Ω ±5% 1/6W	GG05101160	R354		4822 051 30689	CHIP RES. 68Ω ±5% 1/16W	NN05680610
R222		4822 052 10101	RES. 100Ω ±5% 1/6W	GG05101160	R355		4822 051 30561	CHIP RES. 560Ω ±5% 1/16W	NN05561610
R223		4822 116 83829	CHIP RES. 270Ω ±5% 1/16W	NN05271610	R356		4822 051 30333	CHIP RES. 33kΩ ±5% 1/16W	NN05333610
R224		4822 116 83829	CHIP RES. 270Ω ±5% 1/16W	NN05271610	R357		4822 051 30479	CHIP RES. 47Ω ±5% 1/16W	NN05470610
R225		4822 116 83829	CHIP RES. 270Ω ±5% 1/16W	NN05271610	R358		4822 051 30561	CHIP RES. 560Ω ±5% 1/16W	NN05561610
R226		4822 116 83829	CHIP RES. 270Ω ±5% 1/16W	NN05271610	RD01		4822 116 82487	CHIP RES. 0Ω ±5% 1/16W	NN05000610
R227		4822 051 30121	CHIP RES. 120Ω ±5% 1/16W	NN05121610	RD22		4822 051 30102	CHIP RES. 1kΩ ±5% 1/16W	NN05102610
R228		4822 051 30479	CHIP RES. 47Ω ±5% 1/16W	NN05470610	RD23		4822 051 30102	CHIP RES. 1kΩ ±5% 1/16W	NN05102610
R229		9965 000 05003	RES. 33Ω ±5% 1/6W	GG05330160	RD24		4822 051 30103	CHIP RES. 10kΩ ±5% 1/16W	NN05103610
R230		9965 000 05003	RES. 33Ω ±5% 1/6W	GG05330160	RD25		4822 051 30103	CHIP RES. 10kΩ ±5% 1/16W	NN05103610
R234		4822 051 30223	CHIP RES. 22kΩ ±5% 1/16W	NN05223610	RD31		4822 116 82487	CHIP RES. 0Ω ±5% 1/16W	NN05000610
R235		4822 051 30101	CHIP RES. 100Ω ±5% 1/16W	NN05101610	RD32		4822 051 30472	CHIP RES. 4.7kΩ ±5% 1/16W	NN05472610
R236		4822 051 30101	CHIP RES. 100Ω ±5% 1/16W	NN05101610	RD42		4822 051 30102	CHIP RES. 1kΩ ±5% 1/16W	NN05102610
R237		4822 051 30223	CHIP RES. 22kΩ ±5% 1/16W	NN05223610	RD43		4822 051 30102	CHIP RES. 1kΩ ±5% 1/16W	NN05102610
R238		4822 117 12891	CHIP RES. 220kΩ ±5% 1/16W	NN05224610	RD44		4822 051 30103	CHIP RES. 10kΩ ±5% 1/16W	NN05103610
R239		4822 051 30222	CHIP RES. 2.2kΩ ±5% 1/16W	NN05222610	RD45		4822 051 30103	CHIP RES. 10kΩ ±5% 1/16W	NN05103610
R240		4822 051 30222	CHIP RES. 2.2kΩ ±5% 1/16W	NN05222610					
R241	/N	4822 051 30102	CHIP RES. 1kΩ ±5% 1/16W	NN05102610				PA01-SEMICONDUCTORS	
R242	/N	4822 117 13632	CHIP RES. 100kΩ ±5% 1/16W	NN05104610	▲ D101		9965 000 09759	DIODE FCH10A15	HE10003100
R246	/N	4822 051 30101	CHIP RES. 100Ω ±5% 1/16W	NN05101610	▲ D102		9965 000 09757	DIODE FRH10A15	HE10004100
R247	/N	4822 051 30101	CHIP RES. 100Ω ±5% 1/16W	NN05101610	D103		9965 000 07629	CHIP DIODE ZENER MA8039-H 3.9V	HZ30025020
R249	/N	4822 051 30222	CHIP RES. 2.2kΩ ±5% 1/16W	NN05222610	D104		9965 000 07640	CHIP DIODE ZENER UDZ TE-17 10B	HZ30009210
R250	/N	4822 051 30222	CHIP RES. 2.2kΩ ±5% 1/16W	NN05222610	D105		9965 000 07640	CHIP DIODE ZENER UDZ TE-17 10B	HZ30009210
R251		4822 051 30332	CHIP RES. 3.3kΩ ±5% 1/16W	NN05332610	▲ D106		9965 000 04986	CHIP DIODE U1BC44 1A 100V	HZ20032050
R252		4822 051 30332	CHIP RES. 3.3kΩ ±5% 1/16W	NN05332610	▲ D151		9965 000 04986	CHIP DIODE U1BC44 1A 100V	HZ20032050
R253		9965 000 11689	CHIP RES. 2.4kΩ ±5% 1/16W	NN05242610	▲ D152		9965 000 04986	CHIP DIODE U1BC44 1A 100V	HZ20032050
R254		9965 000 11689	CHIP RES. 2.4kΩ ±5% 1/16W	NN05242610	▲ D153		9965 000 04986	CHIP DIODE U1BC44 1A 100V	HZ20032050
R255		4822 117 11817	CHIP RES. 1.2kΩ ±5% 1/16W	NN05122610	▲ D181		9965 000 04986	CHIP DIODE U1BC44 1A 100V	HZ20032050
R256		4822 117 11817	CHIP RES. 1.2kΩ ±5% 1/16W	NN05122610	▲ D182		9965 000 04986	CHIP DIODE U1BC44 1A 100V	HZ20032050
R257		4822 051 30332	CHIP RES. 3.3kΩ ±5% 1/16W	NN05332610	▲ D183		9965 000 04986	CHIP DIODE U1BC44 1A 100V	HZ20032050
R258		4822 051 30332	CHIP RES. 3.3kΩ ±5% 1/16W	NN05332610	▲ D184		9965 000 04986	CHIP DIODE U1BC44 1A 100V	HZ20032050
R261		4822 116 82487	CHIP RES. 0Ω ±5% 1/16W	NN05000610	D185		4822 130 83715	CHIP DIODE 1SS301 DAN202U	HZ21005000
R262		4822 051 30101	CHIP RES. 100Ω ±5% 1/16W	NN05101610	D186		4822 130 83715	CHIP DIODE 1SS301 DAN202U	HZ21005000
R263		4822 116 82487	CHIP RES. 0Ω ±5% 1/16W	NN05000610	D187		9965 000 07632	CHIP DIODE ZENER MA8056-L 5.6V	HZ30007020
R271		4822 052 10101	RES. 100Ω ±5% 1/6W	GG05101160	D221		4822 130 81324	CHIP DIODE 1SS302	HZ20018050
R272		4822 052 10101	RES. 100Ω ±5% 1/6W	GG05101160	D222		4822 130 83715	CHIP DIODE 1SS301 DAN202U	HZ21005000
R273		4822 116 83829	CHIP RES. 270Ω ±5% 1/16W	NN05271610	D231		4822 130 83715	CHIP DIODE 1SS301 DAN202U	HZ21005000
R274		4822 116 83829	CHIP RES. 270Ω ±5% 1/16W	NN05271610	D232		4822 130 83715	CHIP DIODE 1SS301 DAN202U	HZ21005000
R275		4822 116 83829	CHIP RES. 270Ω ±5% 1/16W	NN05271610	D271		4822 130 81324	CHIP DIODE 1SS302	HZ20018050
R276		4822 116 83829	CHIP RES. 270Ω ±5% 1/16W	NN05271610	D272		4822 130 83715	CHIP DIODE 1SS301 DAN202U	HZ21005000
R277		4822 051 30121	CHIP RES. 120Ω ±5% 1/16W	NN05121610	D281		4822 130 83715	CHIP DIODE 1SS301 DAN202U	HZ21005000
R278		4822 051 30479	CHIP RES. 47Ω ±5% 1/16W	NN05470610	D282		4822 130 83715	CHIP DIODE 1SS301 DAN202U	HZ21005000
R279		9965 000 05003	RES. 33Ω ±5% 1/6W	GG05330160	D301		4822 130 83715	CHIP DIODE 1SS301 DAN202U	HZ21005000
R280		9965 000 05003	RES. 33Ω ±5% 1/6W	GG05330160	D302		4822 130 81324	CHIP DIODE 1SS302	HZ20018050
R284		4822 051 30223	CHIP RES. 22kΩ ±5% 1/16W	NN05223610	D303		4822 130 81324	CHIP DIODE 1SS302	HZ20018050
R285		4822 051 30101	CHIP RES. 100Ω ±5% 1/16W	NN05101610	D351		4822 130 83715	CHIP DIODE 1SS301 DAN202U	HZ21005000
R286		4822 051 30101	CHIP RES. 100Ω ±5% 1/16W	NN05101610	D352		4822 130 81324	CHIP DIODE 1SS302	HZ20018050
R287		4822 051 30223	CHIP RES. 22kΩ ±5% 1/16W	NN05223610	D353		4822 130 81324	CHIP DIODE 1SS302	HZ20018050
R288		4822 117 12891	CHIP RES. 220kΩ ±5% 1/16W	NN05224610	DD31		9965 000 03119	CHIP DIODE MA8033H	HZ30012020
R289		4822 051 30222	CHIP RES. 2.2kΩ ±5% 1/16W	NN05222610	Q101		4822 130 61906	DIG.TR.S. DTC114EU	BA20035210
R290		4822 051 30222	CHIP RES. 2.2kΩ ±5% 1/16W	NN05222610	Q102		4822 130 42836	F.E.T. 2SK246 GR	HF202461C0
R291	/N	4822 051 30102	CHIP RES. 1kΩ ±5% 1/16W	NN05102610	Q103		4822 130 60669	CHIP TRS. 2SC4116 2SC4081	HX300012A0
R292	/N	4822 117 13632	CHIP RES. 100kΩ ±5% 1/16W	NN05104610					
R296	/N	4822 051 30101	CHIP RES. 100Ω ±5% 1/16W	NN05101610					
R297	/N	4822 051 30101	CHIP RES. 100Ω ±5% 1/16W	NN05101610					
R299	/N	4822 051 30222	CHIP RES. 2.2kΩ ±5% 1/16W	NN05222610					

NOTE : *nsp* PART IS LISTED FOR REFERENCE ONLY, MARANTZ WILL NOT SUPPLY THESE PARTS.

POS. NO	VERS. COLOR	PART NO. (FOR PCS)	DESCRIPTION	PART NO. (MJJ)	POS. NO	VERS. COLOR	PART NO. (FOR PCS)	DESCRIPTION	PART NO. (MJJ)
Q104		4822 130 11605	TRS. 2SD1415	HT41415100	QD21		9965 000 06290	IC AD1852 24BIT 192KHzDAC	HC10014840
Q105		4822 130 61903	DIG.TRS. DTA114EU	BA10026210	QD33		4822 130 61906	DIG.TRS. DTC114EU	BA20035210
Q106		4822 130 42836	F.E.T. 2SK246 GR	HF202461C0	QD34		4822 130 61906	DIG.TRS. DTC114EU	BA20035210
Q107		4822 130 11604	TRS. 2SB1020	HT21020100	QD41		9965 000 06290	IC AD1852 24BIT 192KHzDAC	HC10014840
Q108		4822 209 83825	IC NJM79L05A	HC39105090					
▲ Q151		9965 000 04991	IC SI-3050C +5.0V 1.5A WITH SW	HC10006080	▲ F101		4822 071 51252	PA01-MISCELLANEOUS FUSE T1.25A 250V TR5 NO.19372 TP	FS20125200
Q181		4822 130 60669	CHIP TRS. 2SC4116 2SC4081	HX300012A0	▲ F102		4822 071 51252	FUSE T1.25A 250V TR5 NO.19372 TP	FS20125200
Q182		4822 130 60669	CHIP TRS. 2SC4116 2SC4081	HX300012A0	▲ F151		4822 071 55001	FUSE T500MA 250V TR5 NO 19372 TP	FS20050200
Q183		4822 130 60669	CHIP TRS. 2SC4116 2SC4081	HX300012A0	▲ F152		4822 071 55001	FUSE T500MA 250V TR5 NO 19372 TP	FS20050200
Q184		4822 130 10698	CHIP TRS. 2SA1586 Y GR 2SA1576A Q R	HX100012A0					
Q185		4822 130 63496	DIG.TRS. RN1311 DTC114TU	BA21311000	F201		4822 157 10416	EMI FILTER BLM11B102S	FN31010030
Q201		4822 209 91175	IC NJM2114M	HC10175090	F203		4822 157 10416	EMI FILTER BLM11B102S	FN31010030
Q221		5322 130 41844	F.E.T. 2SK170 V	HF201701H0	F204		4822 157 10416	EMI FILTER BLM11B102S	FN31010030
Q222		4822 130 62649	F.E.T. 2SJ74 V	HF100741H0	F205		4822 157 10416	EMI FILTER BLM11B102S	FN31010030
Q223		4822 130 63928	CHIP TRS. 2SA1312 B	HX113121B0	F207		4822 157 10416	EMI FILTER BLM11B102S	FN31010030
Q224		4822 130 63929	CHIP TRS. 2SC3324 B	HX333241B0	F209		4822 157 10416	EMI FILTER BLM11B102S	FN31010030
Q225		4822 130 63928	CHIP TRS. 2SA1312 B	HX113121B0	F211		4822 157 10416	EMI FILTER BLM11B102S	FN31010030
Q226		4822 130 63929	CHIP TRS. 2SC3324 B	HX333241B0	F213		4822 157 10416	EMI FILTER BLM11B102S	FN31010030
Q227		4822 130 63928	CHIP TRS. 2SA1312 B	HX113121B0	F215		4822 157 10416	EMI FILTER BLM11B102S	FN31010030
Q228		4822 130 63929	CHIP TRS. 2SC3324 B	HX333241B0	F217		4822 157 10416	EMI FILTER BLM11B102S	FN31010030
Q229		4822 130 43283	TRS. 2SC2705	HT327052A0	F219		4822 157 10416	EMI FILTER BLM11B102S	FN31010030
Q230		4822 130 42999	TRS. 2SA1145	HT111452A0	F220		4822 157 10416	EMI FILTER BLM11B102S	FN31010030
Q231		4822 130 63601	CHIP TRS. 2SC4213	HX342132A0	F222		4822 157 10416	EMI FILTER BLM11B102S	FN31010030
Q232		4822 130 63601	CHIP TRS. 2SC4213	HX342132A0	F223		4822 157 10416	EMI FILTER BLM11B102S	FN31010030
Q233		4822 130 61903	DIG.TRS. DTA114EU	BA10026210	F224		4822 157 10416	EMI FILTER BLM11B102S	FN31010030
Q234		4822 130 61903	DIG.TRS. DTA114EU	BA10026210	F241	/N	4822 157 10416	EMI FILTER BLM11B102S	FN31010030
Q241	/N	4822 209 91175	IC OP AMP NJM2114M FLAT	HC10175090	F242	/N	4822 157 10416	EMI FILTER BLM11B102S	FN31010030
Q242	/N	4822 130 63601	CHIP TRS. 2SC4213	HX342132A0	F243	/N	4822 157 10416	EMI FILTER BLM11B102S	FN31010030
Q243	/N	4822 130 63601	CHIP TRS. 2SC4213	HX342132A0	FD01			EMI FILTER BLM11P600S	FN31010060
Q244	/N	4822 130 63601	CHIP TRS. 2SC4213	HX342132A0	FD21			EMI FILTER BLM11P600S	FN31010060
Q245	/N	4822 130 63601	CHIP TRS. 2SC4213	HX342132A0	FD22			EMI FILTER BLM11P600S	FN31010060
Q251		4822 209 91175	IC NJM2114M	HC10175090	FD41			EMI FILTER BLM11P600S	FN31010060
Q271		5322 130 41844	F.E.T. 2SK170 V	HF201701H0	FD42			EMI FILTER BLM11P600S	FN31010060
Q272		4822 130 62649	F.E.T. 2SJ74 V	HF100741H0	FD43		4822 157 10416	EMI FILTER BLM11B102S	FN31010030
Q273		4822 130 63928	CHIP TRS. 2SA1312 B	HX113121B0	J201		9965 000 11699	TERMINAL 2P CINCH PIN JACK L/FL	YT02021660
Q274		4822 130 63929	CHIP TRS. 2SC3324 B	HX333241B0	J202		9965 000 11700	TERMINAL 2P CINCH PIN JACK R/FR	YT02021670
Q275		4822 130 63928	CHIP TRS. 2SA1312 B	HX113121B0	L101		9965 000 00458	CHOKE COIL 8.2μH EL0405	LC18223900
Q276		4822 130 63929	CHIP TRS. 2SC3324 B	HX333241B0	L102		9965 000 00458	CHOKE COIL 8.2μH EL0405	LC18223900
Q277		4822 130 63928	CHIP TRS. 2SA1312 B	HX113121B0	L103			FERRITE CORE TFC-23-11-14	FC50150030
Q278		4822 130 63929	CHIP TRS. 2SC3324 B	HX333241B0					
Q279		4822 130 43283	TRS. 2SC2705	HT327052A0					
Q280		4822 130 42999	TRS. 2SA1145	HT111452A0					
Q281		4822 130 63601	CHIP TRS. 2SC4213	HX342132A0					
Q282		4822 130 63601	CHIP TRS. 2SC4213	HX342132A0					
Q283		4822 130 61903	DIG.TRS. DTA114EU	BA10026210					
Q284		4822 130 61903	DIG.TRS. DTA114EU	BA10026210					
Q301		4822 130 42839	F.E.T. 2SK369 BL VDGS-40V PDO.4W	HF203691B0					
Q302		4822 130 42839	F.E.T. 2SK369 BL VDGS-40V PDO.4W	HF203691B0	C403		4822 121 70437	FILM APSV 1000pF J	OF15102540
Q303		4822 130 61425	CHIP TRS. 2SC2873 Y	HX328731B0	C404		4822 121 70437	FILM APSV 1000pF J	OF15102540
Q304		4822 130 63928	CHIP TRS. 2SA1312 B	HX113121B0	C405		9965 000 06697	FILM 560pF100V PP APSV J	OF15561540
Q305		4822 130 63928	CHIP TRS. 2SA1312 B	HX113121B0	C406		9965 000 06697	FILM 560pF100V PP APSV J	OF15561540
Q306		4822 130 63929	CHIP TRS. 2SC3324 B	HX333241B0	C407		9965 000 06697	FILM 560pF100V PP APSV J	OF15561540
Q351		4822 130 42839	F.E.T. 2SK369 BL VDGS-40V PDO.4W	HF203691B0	C408		4822 121 10792	FILM 220pF 100V PP APSV J	OF15221540
Q352		4822 130 42839	F.E.T. 2SK369 BL VDGS-40V PDO.4W	HF203691B0	C409		4822 122 33741	CER.CHIP 10pF ±0.5pF CH 50V	DD91100300
Q353		4822 130 61425	CHIP TRS. 2SC2873 Y	HX328731B0	C421		4822 124 80123	ELECT. 220μF M 16V CILMIC	OA22701640
Q354		4822 130 63928	CHIP TRS. 2SA1312 B	HX113121B0	C422		4822 124 80123	ELECT. 220μF M 16V CILMIC	OA22701640
Q355		4822 130 63928	CHIP TRS. 2SA1312 B	HX113121B0	C423		9965 000 01564	FILM 680pF ±5% 100V OFC	OF55681540
Q356		4822 130 63929	CHIP TRS. 2SC3324 B	HX333241B0	C431		4822 124 80123	ELECT. 220μF M 16V CILMIC	OA22701640
QD01		9965 000 11670	IC TC74VHCT541AFT	HC008805K0	C432		4822 111 41305	RES. 0Ω ±5% 1/4W	GD05000140
QD02		9965 000 11675	IC PD0236AM DB-VCP231	HC10017660	C434		9965 000 01560	FILM 270pF ±5% 100V OFC	OF55271540
QD03		9965 000 04633	IC TC74VHC157FT	HC005805K0	C453		4822 121 70437	FILM APSV 1000pF J	OF15102540
					C454		4822 121 70437	FILM APSV 1000pF J	OF15102540
					C455		9965 000 06697	FILM 560pF100V PP APSV J	OF15561540
					C456		9965 000 06697	FILM 560pF100V PP APSV J	OF15561540
					C457		9965 000 06697	FILM 560pF100V PP APSV J	OF15561540

NOTE : *nsp* PART IS LISTED FOR REFERENCE ONLY, MARANTZ WILL NOT SUPPLY THESE PARTS.

POS. NO	VERS. COLOR	PART NO. (FOR PCS)	DESCRIPTION	PART NO. (MUJ)	POS. NO	VERS. COLOR	PART NO. (FOR PCS)	DESCRIPTION	PART NO. (MUJ)
C458		4822 121 10792	FILM 220pF 100V PP APSV J	OF15221540	R422		4822 052 10101	RES. 100Ω ±5% 1/6W	GG05101160
C459		4822 122 33741	CER.CHIP 10pF ±0.5pF CH 50V	DD91100300	R423		4822 116 83829	CHIP RES. 270Ω ±5% 1/16W	NN05271610
C471		4822 124 80123	ELECT. 220μF M 16V CILMIC	OA22701640	R424		4822 116 83829	CHIP RES. 270Ω ±5% 1/16W	NN05271610
C472		4822 124 80123	ELECT. 220μF M 16V CILMIC	OA22701640	R425		4822 116 83829	CHIP RES. 270Ω ±5% 1/16W	NN05271610
C473		9965 000 01564	FILM 680pF ±5% 100V OFC	OF55681540	R426		4822 116 83829	CHIP RES. 270Ω ±5% 1/16W	NN05271610
C481		4822 124 80123	ELECT. 220μF M 16V CILMIC	OA22701640	R427		4822 051 30121	CHIP RES. 120Ω ±5% 1/16W	NN05121610
C482		4822 111 41305	RES. 0Ω ±5% 1/4W	GD05000140	R428		4822 051 30479	CHIP RES. 47Ω ±5% 1/16W	NN05470610
C484		9965 000 01560	FILM 270pF ±5% 100V OFC	OF55271540	R429		9965 000 05003	RES. 33Ω ±5% 1/6W	GG05330160
C503		4822 121 70437	FILM APSV 1000pF J	OF15102540	R430		9965 000 05003	RES. 33Ω ±5% 1/6W	GG05330160
C504		4822 121 70437	FILM APSV 1000pF J	OF15102540	R434		4822 051 30223	CHIP RES. 22kΩ ±5% 1/16W	NN05223610
C505		9965 000 06697	FILM 560pF100V PP APSV J	OF15561540	R435		4822 051 30101	CHIP RES. 100Ω ±5% 1/16W	NN05101610
C506		9965 000 06697	FILM 560pF100V PP APSV J	OF15561540	R436		4822 051 30101	CHIP RES. 100Ω ±5% 1/16W	NN05101610
C507		9965 000 06697	FILM 560pF100V PP APSV J	OF15561540	R437		4822 051 30223	CHIP RES. 22kΩ ±5% 1/16W	NN05223610
C508		4822 121 10792	FILM 220pF 100V PP APSV J	OF15221540	R438		4822 117 12891	CHIP RES. 220kΩ ±5% 1/16W	NN05224610
C509		4822 122 33741	CER.CHIP 10pF ±0.5pF CH 50V	DD91100300	R439		4822 051 30222	CHIP RES. 2.2kΩ ±5% 1/16W	NN05222610
C521		4822 124 80123	ELECT. 220μF M 16V CILMIC	OA22701640	R440		4822 051 30222	CHIP RES. 2.2kΩ ±5% 1/16W	NN05222610
C522		4822 124 80123	ELECT. 220μF M 16V CILMIC	OA22701640	R451		4822 051 30332	CHIP RES. 3.3kΩ ±5% 1/16W	NN05332610
C523		9965 000 01564	FILM 680pF ±5% 100V OFC	OF55681540	R452		4822 051 30332	CHIP RES. 3.3kΩ ±5% 1/16W	NN05332610
C531		4822 124 80123	ELECT. 220μF M 16V CILMIC	OA22701640	R453		9965 000 11689	CHIP RES. 2.4kΩ ±5% 1/16W	NN05242610
C532		4822 111 41305	RES. 0Ω ±5% 1/4W	GD05000140	R454		9965 000 11689	CHIP RES. 2.4kΩ ±5% 1/16W	NN05242610
C534		9965 000 01560	FILM 270pF ±5% 100V OFC	OF55271540	R455		4822 117 11817	CHIP RES. 1.2kΩ ±5% 1/16W	NN05122610
C553		4822 121 70437	FILM APSV 1000pF J	OF15102540	R456		4822 117 11817	CHIP RES. 1.2kΩ ±5% 1/16W	NN05122610
C554		4822 121 70437	FILM APSV 1000pF J	OF15102540	R457		4822 051 30332	CHIP RES. 3.3kΩ ±5% 1/16W	NN05332610
C555		9965 000 06697	FILM 560pF100V PP APSV J	OF15561540	R458		4822 051 30332	CHIP RES. 3.3kΩ ±5% 1/16W	NN05332610
C556		9965 000 06697	FILM 560pF100V PP APSV J	OF15561540	R459		4822 051 30101	CHIP RES. 100Ω ±5% 1/16W	NN05101610
C557		9965 000 06697	FILM 560pF100V PP APSV J	OF15561540	R460		4822 116 83829	CHIP RES. 270Ω ±5% 1/16W	NN05271610
C558		4822 121 10792	FILM 220pF 100V PP APSV J	OF15221540	R463		4822 116 82487	CHIP RES. 0Ω ±5% 1/16W	NN05000610
C559		4822 122 33741	CER.CHIP 10pF ±0.5pF CH 50V	DD91100300	R471		4822 052 10101	RES. 100Ω ±5% 1/6W	GG05101160
C571		4822 124 80123	ELECT. 220μF M 16V CILMIC	OA22701640	R472		4822 052 10101	RES. 100Ω ±5% 1/6W	GG05101160
C572		4822 124 80123	ELECT. 220μF M 16V CILMIC	OA22701640	R473		4822 116 83829	CHIP RES. 270Ω ±5% 1/16W	NN05271610
C573		9965 000 01564	FILM 680pF ±5% 100V OFC	OF55681540	R474		4822 116 83829	CHIP RES. 270Ω ±5% 1/16W	NN05271610
C581		4822 124 80123	ELECT. 220μF M 16V CILMIC	OA22701640	R475		4822 116 83829	CHIP RES. 270Ω ±5% 1/16W	NN05271610
C582		4822 111 41305	RES. 0Ω ±5% 1/4W	GD05000140	R476		4822 116 83829	CHIP RES. 270Ω ±5% 1/16W	NN05271610
C584		9965 000 01560	FILM 270pF ±5% 100V OFC	OF55271540	R477		4822 051 30121	CHIP RES. 120Ω ±5% 1/16W	NN05121610
CD61		4822 126 11687	CER.CHIP 104Z 25V F GRM39	DK98104200	R478		4822 051 30479	CHIP RES. 47Ω ±5% 1/16W	NN05470610
CD62		9965 000 04984	ELECT. 1000μF 10V M RA-2	OA10801020	R479		9965 000 05003	RES. 33Ω ±5% 1/6W	GG05330160
CD63		4822 126 11687	CER.CHIP 104Z 25V F GRM39	DK98104200	R480		9965 000 05003	RES. 33Ω ±5% 1/6W	GG05330160
CD64		4822 124 80119	ELECT. 100μF 25V ARS	OA10702540	R484		4822 051 30223	CHIP RES. 22kΩ ±5% 1/16W	NN05223610
CD65		4822 126 11687	CER.CHIP 104Z 25V F GRM39	DK98104200	R485		4822 051 30101	CHIP RES. 100Ω ±5% 1/16W	NN05101610
CD66		9965 000 01567	ELECT. 100μF 10V ARA	OA10701050	R486		4822 051 30101	CHIP RES. 100Ω ±5% 1/16W	NN05101610
CD67		4822 126 11687	CER.CHIP 104Z 25V F GRM39	DK98104200	R487		4822 051 30223	CHIP RES. 22kΩ ±5% 1/16W	NN05223610
CD68		9965 000 01567	ELECT. 100μF 10V ARA	OA10701050	R488		4822 117 12891	CHIP RES. 220kΩ ±5% 1/16W	NN05224610
CD69		5322 126 11578	CER.CHIP 1000pF ±10% B 50V	DK96102300	R489		4822 051 30222	CHIP RES. 2.2kΩ ±5% 1/16W	NN05222610
CD70		4822 122 33777	CER.CHIP 47pF ±5% CG 50V	DD95470300	R490		4822 051 30222	CHIP RES. 2.2kΩ ±5% 1/16W	NN05222610
CD81		4822 126 11687	CER.CHIP 104Z 25V F GRM39	DK98104200	R501		4822 051 30332	CHIP RES. 3.3kΩ ±5% 1/16W	NN05332610
CD82		9965 000 04984	ELECT. 1000μF 10V M RA-2	OA10801020	R502		4822 051 30332	CHIP RES. 3.3kΩ ±5% 1/16W	NN05332610
CD83		4822 126 11687	CER.CHIP 104Z 25V F GRM39	DK98104200	R503		9965 000 11689	CHIP RES. 2.4kΩ ±5% 1/16W	NN05242610
CD84		4822 124 80119	ELECT. 100μF 25V ARS	OA10702540	R504		9965 000 11689	CHIP RES. 2.4kΩ ±5% 1/16W	NN05242610
CD85		4822 126 11687	CER.CHIP 104Z 25V F GRM39	DK98104200	R505		4822 117 11817	CHIP RES. 1.2kΩ ±5% 1/16W	NN05122610
CD86		9965 000 01567	ELECT. 100μF 10V ARA	OA10701050	R506		4822 117 11817	CHIP RES. 1.2kΩ ±5% 1/16W	NN05122610
CD87		4822 126 11687	CER.CHIP 104Z 25V F GRM39	DK98104200	R507		4822 051 30332	CHIP RES. 3.3kΩ ±5% 1/16W	NN05332610
CD88		9965 000 01567	ELECT. 100μF 10V ARA	OA10701050	R508		4822 051 30332	CHIP RES. 3.3kΩ ±5% 1/16W	NN05332610
CD89		5322 126 11578	CER.CHIP 1000pF ±10% B 50V	DK96102300	R509		4822 051 30101	CHIP RES. 100Ω ±5% 1/16W	NN05101610
CD90		4822 122 33777	CER.CHIP 47pF ±5% CG 50V	DD95470300	R510		4822 116 83829	CHIP RES. 270Ω ±5% 1/16W	NN05271610
R401		4822 051 30332	CHIP RES. 3.3kΩ ±5% 1/16W	NN05332610	R513		4822 116 82487	CHIP RES. 0Ω ±5% 1/16W	NN05000610
R402		4822 051 30332	CHIP RES. 3.3kΩ ±5% 1/16W	NN05332610	R521		4822 052 10101	RES. 100Ω ±5% 1/6W	GG05101160
R403		9965 000 11689	CHIP RES. 2.4kΩ ±5% 1/16W	NN05242610	R522		4822 052 10101	RES. 100Ω ±5% 1/6W	GG05101160
R404		9965 000 11689	CHIP RES. 2.4kΩ ±5% 1/16W	NN05242610	R523		4822 116 83829	CHIP RES. 270Ω ±5% 1/16W	NN05271610
R405		4822 117 11817	CHIP RES. 1.2kΩ ±5% 1/16W	NN05122610	R524		4822 116 83829	CHIP RES. 270Ω ±5% 1/16W	NN05271610
R406		4822 117 11817	CHIP RES. 1.2kΩ ±5% 1/16W	NN05122610	R525		4822 116 83829	CHIP RES. 270Ω ±5% 1/16W	NN05271610
R407		4822 051 30332	CHIP RES. 3.3kΩ ±5% 1/16W	NN05332610	R526		4822 116 83829	CHIP RES. 270Ω ±5% 1/16W	NN05271610
R408		4822 051 30332	CHIP RES. 3.3kΩ ±5% 1/16W	NN05332610	R527		4822 051 30121	CHIP RES. 120Ω ±5% 1/16W	NN05121610
R409		4822 051 30101	CHIP RES. 100Ω ±5% 1/16W	NN05101610	R528		4822 051 30479	CHIP RES. 47Ω ±5% 1/16W	NN05470610
R410		4822 116 83829	CHIP RES. 270Ω ±5% 1/16W	NN05271610	R529		9965 000 05003	RES. 33Ω ±5% 1/6W	GG05330160
R413		4822 116 82487	CHIP RES. 0Ω ±5% 1/16W	NN05000610	R530		9965 000 05003	RES. 33Ω ±5% 1/6W	GG05330160
R421		4822 052 10101	RES. 100Ω ±5% 1/6W	GG05101160	R534		4822 051 30223	CHIP RES. 22kΩ ±5% 1/16W	NN05223610
			PA02-RESISTORS		R535		4822 051 30101	CHIP RES. 100Ω ±5% 1/16W	NN05101610
					R536		4822 051 30101	CHIP RES. 100Ω ±5% 1/16W	NN05101610
					R537		4822 051 30223	CHIP RES. 22kΩ ±5% 1/16W	NN05223610

NOTE : *nsp* PART IS LISTED FOR REFERENCE ONLY, MARANTZ WILL NOT SUPPLY THESE PARTS.

POS. NO	VERS. COLOR	PART NO. (FOR PCS)	DESCRIPTION	PART NO. (MJJ)	POS. NO	VERS. COLOR	PART NO. (FOR PCS)	DESCRIPTION	PART NO. (MJJ)
R538		4822 117 12891	CHIP RES. 220kΩ ±5% 1/16W	NN05224610	Q425		4822 130 63928	CHIP TRS. 2SA1312 B	HX113121B0
R539		4822 051 30222	CHIP RES. 2.2kΩ ±5% 1/16W	NN05222610	Q426		4822 130 63929	CHIP TRS. 2SC3324 B	HX333241B0
R540		4822 051 30222	CHIP RES. 2.2kΩ ±5% 1/16W	NN05222610	Q427		4822 130 63928	CHIP TRS. 2SA1312 B	HX113121B0
R551		4822 051 30332	CHIP RES. 3.3kΩ ±5% 1/16W	NN05332610	Q428		4822 130 63929	CHIP TRS. 2SC3324 B	HX333241B0
R552		4822 051 30332	CHIP RES. 3.3kΩ ±5% 1/16W	NN05332610	Q429		4822 130 43283	TRS. 2SC2705	HT327052A0
R553		9965 000 11689	CHIP RES. 2.4kΩ ±5% 1/16W	NN05242610	Q430		4822 130 42999	TRS. 2SA1145	HT111452A0
R554		9965 000 11689	CHIP RES. 2.4kΩ ±5% 1/16W	NN05242610	Q431		4822 130 63601	CHIP TRS. 2SC4213	HX342132A0
R555		4822 117 11817	CHIP RES. 1.2kΩ ±5% 1/16W	NN05122610	Q432		4822 130 63601	CHIP TRS. 2SC4213	HX342132A0
R556		4822 117 11817	CHIP RES. 1.2kΩ ±5% 1/16W	NN05122610	Q451		4822 209 91175	IC NJM2114M	HC10175090
R557		4822 051 30332	CHIP RES. 3.3kΩ ±5% 1/16W	NN05332610	Q465		4822 130 61903	DIG.TR.S. DTA114EU	BA10026210
R558		4822 051 30332	CHIP RES. 3.3kΩ ±5% 1/16W	NN05332610	Q466		4822 130 61903	DIG.TR.S. DTA114EU	BA10026210
R559		4822 051 30101	CHIP RES. 100Ω ±5% 1/16W	NN05101610	Q471		5322 130 41844	F.E.T. 2SK170 V	HF201701H0
R560		4822 116 83829	CHIP RES. 270Ω ±5% 1/16W	NN05271610	Q472		4822 130 62649	F.E.T. 2SJ74 V	HF100741H0
R563		4822 116 82487	CHIP RES. 0Ω ±5% 1/16W	NN05000610	Q473		4822 130 63928	CHIP TRS. 2SA1312 B	HX113121B0
R571		4822 052 10101	RES. 100Ω ±5% 1/6W	GG05101160	Q474		4822 130 63929	CHIP TRS. 2SC3324 B	HX333241B0
R572		4822 052 10101	RES. 100Ω ±5% 1/6W	GG05101160	Q475		4822 130 63928	CHIP TRS. 2SA1312 B	HX113121B0
R573		4822 116 83829	CHIP RES. 270Ω ±5% 1/16W	NN05271610	Q476		4822 130 63929	CHIP TRS. 2SC3324 B	HX333241B0
R574		4822 116 83829	CHIP RES. 270Ω ±5% 1/16W	NN05271610	Q477		4822 130 63928	CHIP TRS. 2SA1312 B	HX113121B0
R575		4822 116 83829	CHIP RES. 270Ω ±5% 1/16W	NN05271610	Q478		4822 130 63929	CHIP TRS. 2SC3324 B	HX333241B0
R576		4822 116 83829	CHIP RES. 270Ω ±5% 1/16W	NN05271610	Q479		4822 130 43283	TRS. 2SC2705	HT327052A0
R577		4822 051 30121	CHIP RES. 120Ω ±5% 1/16W	NN05121610	Q480		4822 130 42999	TRS. 2SA1145	HT111452A0
R578		4822 051 30479	CHIP RES. 47Ω ±5% 1/16W	NN05470610	Q481		4822 130 63601	CHIP TRS. 2SC4213	HX342132A0
R579		9965 000 05003	RES. 33Ω ±5% 1/6W	GG05330160	Q482		4822 130 63601	CHIP TRS. 2SC4213	HX342132A0
R580		9965 000 05003	RES. 33Ω ±5% 1/6W	GG05330160					
R584		4822 051 30223	CHIP RES. 22kΩ ±5% 1/16W	NN05223610	Q501		4822 209 91175	IC NJM2114M	HC10175090
R585		4822 051 30101	CHIP RES. 100Ω ±5% 1/16W	NN05101610	Q515		4822 130 61903	DIG.TR.S. DTA114EU	BA10026210
R586		4822 051 30101	CHIP RES. 100Ω ±5% 1/16W	NN05101610	Q516		4822 130 61903	DIG.TR.S. DTA114EU	BA10026210
R587		4822 051 30223	CHIP RES. 22kΩ ±5% 1/16W	NN05223610	Q521		5322 130 41844	F.E.T. 2SK170 V	HF201701H0
R588		4822 117 12891	CHIP RES. 220kΩ ±5% 1/16W	NN05224610	Q522		4822 130 62649	F.E.T. 2SJ74 V	HF100741H0
R589		4822 051 30222	CHIP RES. 2.2kΩ ±5% 1/16W	NN05222610	Q523		4822 130 63928	CHIP TRS. 2SA1312 B	HX113121B0
R590		4822 051 30222	CHIP RES. 2.2kΩ ±5% 1/16W	NN05222610	Q524		4822 130 63929	CHIP TRS. 2SC3324 B	HX333241B0
					Q525		4822 130 63928	CHIP TRS. 2SA1312 B	HX113121B0
					Q526		4822 130 63929	CHIP TRS. 2SC3324 B	HX333241B0
RD61		4822 051 30103	CHIP RES. 10kΩ ±5% 1/16W	NN05103610	Q527		4822 130 63928	CHIP TRS. 2SA1312 B	HX113121B0
RD63		4822 051 30102	CHIP RES. 1kΩ ±5% 1/16W	NN05102610	Q528		4822 130 63929	CHIP TRS. 2SC3324 B	HX333241B0
RD64		4822 051 30102	CHIP RES. 1kΩ ±5% 1/16W	NN05102610	Q529		4822 130 43283	TRS. 2SC2705	HT327052A0
RD65		4822 051 30103	CHIP RES. 10kΩ ±5% 1/16W	NN05103610	Q530		4822 130 42999	TRS. 2SA1145	HT111452A0
RD66		4822 051 30103	CHIP RES. 10kΩ ±5% 1/16W	NN05103610	Q531		4822 130 63601	CHIP TRS. 2SC4213	HX342132A0
RD71		4822 116 82487	CHIP RES. 0Ω ±5% 1/16W	NN05000610	Q532		4822 130 63601	CHIP TRS. 2SC4213	HX342132A0
RD81		4822 051 30103	CHIP RES. 10kΩ ±5% 1/16W	NN05103610	Q551		4822 209 91175	IC NJM2114M	HC10175090
RD83		4822 051 30102	CHIP RES. 1kΩ ±5% 1/16W	NN05102610	Q565		4822 130 61903	DIG.TR.S. DTA114EU	BA10026210
RD84		4822 051 30102	CHIP RES. 1kΩ ±5% 1/16W	NN05102610	Q566		4822 130 61903	DIG.TR.S. DTA114EU	BA10026210
RD85		4822 051 30103	CHIP RES. 10kΩ ±5% 1/16W	NN05103610	Q571		5322 130 41844	F.E.T. 2SK170 V	HF201701H0
RD86		4822 051 30103	CHIP RES. 10kΩ ±5% 1/16W	NN05103610	Q572		4822 130 62649	F.E.T. 2SJ74 V	HF100741H0
			PA02-SEMICONDUCTORS		Q573		4822 130 63928	CHIP TRS. 2SA1312 B	HX113121B0
D411		4822 130 83715	CHIP DIODE 1SS301 DAN202U	HZ21005000	Q574		4822 130 63929	CHIP TRS. 2SC3324 B	HX333241B0
D412		4822 130 83715	CHIP DIODE 1SS301 DAN202U	HZ21005000	Q575		4822 130 63928	CHIP TRS. 2SA1312 B	HX113121B0
D421		4822 130 81324	CHIP DIODE 1SS302	HZ20018050	Q576		4822 130 63929	CHIP TRS. 2SC3324 B	HX333241B0
D422		4822 130 83715	CHIP DIODE 1SS301 DAN202U	HZ21005000	Q577		4822 130 63928	CHIP TRS. 2SA1312 B	HX113121B0
D461		4822 130 83715	CHIP DIODE 1SS301 DAN202U	HZ21005000	Q578		4822 130 63929	CHIP TRS. 2SC3324 B	HX333241B0
D462		4822 130 83715	CHIP DIODE 1SS301 DAN202U	HZ21005000	Q579		4822 130 43283	TRS. 2SC2705	HT327052A0
D471		4822 130 81324	CHIP DIODE 1SS302	HZ20018050	Q580		4822 130 42999	TRS. 2SA1145	HT111452A0
D472		4822 130 83715	CHIP DIODE 1SS301 DAN202U	HZ21005000	Q581		4822 130 63601	CHIP TRS. 2SC4213	HX342132A0
D511		4822 130 83715	CHIP DIODE 1SS301 DAN202U	HZ21005000	Q582		4822 130 63601	CHIP TRS. 2SC4213	HX342132A0
D512		4822 130 83715	CHIP DIODE 1SS301 DAN202U	HZ21005000					
D521		4822 130 81324	CHIP DIODE 1SS302	HZ20018050	QD61		9322 157 96668	IC AD1854 24BIT 96kHzDAC	HC10077840
D522		4822 130 83715	CHIP DIODE 1SS301 DAN202U	HZ21005000	QD73		4822 130 61906	DIG.TR.S. DTC114EU	BA20035210
D561		4822 130 83715	CHIP DIODE 1SS301 DAN202U	HZ21005000	QD74		4822 130 61906	DIG.TR.S. DTC114EU	BA20035210
D562		4822 130 83715	CHIP DIODE 1SS301 DAN202U	HZ21005000	QD75		4822 130 61906	DIG.TR.S. DTC114EU	BA20035210
D571		4822 130 81324	CHIP DIODE 1SS302	HZ20018050	QD76		4822 130 61906	DIG.TR.S. DTC114EU	BA20035210
D572		4822 130 83715	CHIP DIODE 1SS301 DAN202U	HZ21005000	QD81		9322 157 96668	IC AD1854 24BIT 96kHz DAC	HC10077840
DD71		9965 000 03119	CHIP DIODE MA8033H	HZ30012020					
								PA02-MISCELLANEOUS	
Q401		4822 209 91175	IC NJM2114M	HC10175090	F401		4822 157 10416	EMI FILTER BLM11B102S	FN31010030
Q415		4822 130 61903	DIG.TR.S. DTA114EU	BA10026210	F402		4822 157 10416	EMI FILTER BLM11B102S	FN31010030
Q416		4822 130 61903	DIG.TR.S. DTA114EU	BA10026210	F403		4822 157 10416	EMI FILTER BLM11B102S	FN31010030
Q421		5322 130 41844	F.E.T. 2SK170 V	HF201701H0	F404		4822 157 10416	EMI FILTER BLM11B102S	FN31010030
Q422		4822 130 62649	F.E.T. 2SJ74 V	HF100741H0	F408		4822 157 10416	EMI FILTER BLM11B102S	FN31010030
Q423		4822 130 63928	CHIP TRS. 2SA1312 B	HX113121B0	F409		4822 157 10416	EMI FILTER BLM11B102S	FN31010030
Q424		4822 130 63929	CHIP TRS. 2SC3324 B	HX333241B0	F412		4822 157 10416	EMI FILTER BLM11B102S	FN31010030

NOTE : *nsp* PART IS LISTED FOR REFERENCE ONLY, MARANTZ WILL NOT SUPPLY THESE PARTS.

POS. NO	VERS. COLOR	PART NO. (FOR PCS)	DESCRIPTION	PART NO. (MJ)	POS. NO	VERS. COLOR	PART NO. (FOR PCS)	DESCRIPTION	PART NO. (MJ)
F413		4822 157 10416	EMI FILTER BLM11B102S	FN31010030	R606			RES. COMPO.10kΩ X4 J CN1J	BW05103320
F414		4822 157 10416	EMI FILTER BLM11B102S	FN31010030	R607		4822 116 82487	CHIP RES. 0Ω ±5% 1/16W	NN05000610
F415		4822 157 10416	EMI FILTER BLM11B102S	FN31010030	R608		4822 051 30103	CHIP RES. 10kΩ ±5% 1/16W	NN05103610
F418		4822 157 10416	EMI FILTER BLM11B102S	FN31010030	R609		4822 051 30479	CHIP RES. 47Ω ±5% 1/16W	NN05470610
FD61			EMI FILTER BLM11P600S	FN31010060	R610			RES. COMPO.10kΩ X4 J CN1J	BW05103320
FD62			EMI FILTER BLM11P600S	FN31010060	R611			RES. COMPO. 0Ω X 4 J CN1J	BW05000320
FD63			EMI FILTER BLM11P600S	FN31010060	R612			RES. COMPO.10kΩ X4 J CN1J	BW05103320
FD64		4822 157 10416	EMI FILTER BLM11B102S	FN31010030	R613		4822 116 82487	CHIP RES. 0Ω ±5% 1/16W	NN05000610
FD81			EMI FILTER BLM11P600S	FN31010060	R614			RES. COMPO. 0Ω X 4 J CN1J	BW05000320
FD82			EMI FILTER BLM11P600S	FN31010060	R615			RES. COMPO.10kΩ X4 J CN1J	BW05103320
FD83			EMI FILTER BLM11P600S	FN31010060	R616		4822 051 30103	CHIP RES. 10kΩ ±5% 1/16W	NN05103610
FD84		4822 157 10416	EMI FILTER BLM11B102S	FN31010030	R617		4822 051 30103	CHIP RES. 10kΩ ±5% 1/16W	NN05103610
J401		9965 000 11701	TERMINAL 2P CINCH PIN JACK SL/SR T7046	YT02021680	R618		4822 051 30103	CHIP RES. 10kΩ ±5% 1/16W	NN05103610
J402		9965 000 11702	TERMINAL 2P CINCH PIN JACK C/SW T7046	YT02021690	R619		4822 051 30479	CHIP RES. 47Ω ±5% 1/16W	NN05470610
			PD01-DVD AUDIO CIRCUIT BOARD		R620		4822 051 30479	CHIP RES. 47Ω ±5% 1/16W	NN05470610
			PD01-CAPACITORS		R621			RES. COMPO. 47Ω X 4 J CN1J	BW05470320
C601		4822 126 11687	CER.CHIP 104Z 25V F GRM39	DK98104200	R622		4822 051 30479	CHIP RES. 47Ω ±5% 1/16W	NN05470610
C602		4822 126 11687	CER.CHIP 104Z 25V F GRM39	DK98104200	R627		4822 051 30103	CHIP RES. 10kΩ ±5% 1/16W	NN05103610
C603		4822 126 11687	CER.CHIP 104Z 25V F GRM39	DK98104200	R628		4822 116 82487	CHIP RES. 0Ω ±5% 1/16W	NN05000610
C604		4822 126 11687	CER.CHIP 104Z 25V F GRM39	DK98104200	R629			RES. COMPO. 47Ω X 4 J CN1J	BW05470320
C605		4822 124 11131	TANTL. CHIP 47μF 6.3V	EY47600620	R631			RES. COMPO. 47Ω X 4 J CN1J	BW05470320
C606		4822 126 11687	CER.CHIP 104Z 25V F GRM39	DK98104200	R632			RES. COMPO. 47Ω X 4 J CN1J	BW05470320
C607		4822 126 14528	CER.CHIP GRM39 B 562K 50V	DK96562300	R633			RES. COMPO.10kΩ X4 J CN1J	BW05103320
C608					R634		4822 051 30479	CHIP RES. 47Ω ±5% 1/16W	NN05470610
		4822 126 11687	CER.CHIP 104Z 25V F GRM39	DK98104200	R635		4822 051 30103	CHIP RES. 10kΩ ±5% 1/16W	NN05103610
C620					R636		4822 051 30479	CHIP RES. 47Ω ±5% 1/16W	NN05470610
C621		4822 124 10772	TANTL. CHIP 100μF 6.3V	EY10700620	R637		4822 051 30103	CHIP RES. 10kΩ ±5% 1/16W	NN05103610
C624		4822 124 11436	TANTL. CHIP 220μF 6.3V	EY22700690	R639		4822 116 82487	CHIP RES. 0Ω ±5% 1/16W	NN05000610
C625		4822 126 11687	CER.CHIP 104Z 25V F GRM39	DK98104200	R640		4822 051 30103	CHIP RES. 10kΩ ±5% 1/16W	NN05103610
C626		4822 126 11687	CER.CHIP 104Z 25V F GRM39	DK98104200	R641		4822 051 30103	CHIP RES. 10kΩ ±5% 1/16W	NN05103610
C627		4822 126 11687	CER.CHIP 104Z 25V F GRM39	DK98104200	R642		4822 116 82487	CHIP RES. 0Ω ±5% 1/16W	NN05000610
C628		4822 126 11687	CER.CHIP 104Z 25V F GRM39	DK98104200	R643		4822 116 82487	CHIP RES. 0Ω ±5% 1/16W	NN05000610
C629		4822 124 11131	TANTL. CHIP 47μF 6.3V	EY47600620	R644		4822 051 30103	CHIP RES. 10kΩ ±5% 1/16W	NN05103610
C630		4822 126 11687	CER.CHIP 104Z 25V F GRM39	DK98104200	R645		4822 051 30103	CHIP RES. 10kΩ ±5% 1/16W	NN05103610
C631		4822 126 14528	CER.CHIP GRM39 B 562K 50V	DK96562300	R646		4822 051 30103	CHIP RES. 10kΩ ±5% 1/16W	NN05103610
C632					R647			RES. COMPO.10kΩ X4 J CN1J	BW05103320
		4822 126 11687	CER.CHIP 104Z 25V F GRM39	DK98104200	R648		4822 116 82487	CHIP RES. 0Ω ±5% 1/16W	NN05000610
C643					R649		4822 051 30103	CHIP RES. 10kΩ ±5% 1/16W	NN05103610
C644		4822 124 10772	TANTL. CHIP 100μF 6.3V	EY10700620	R650			RES. COMPO.10kΩ X4 J CN1J	BW05000320
C646		4822 124 11436	TANTL. CHIP 220μF 6.3V	EY22700690	R651		4822 051 30103	CHIP RES. 10kΩ ±5% 1/16W	NN05103610
C651					R652		4822 051 30479	CHIP RES. 47Ω ±5% 1/16W	NN05470610
		4822 126 11687	CER.CHIP 104Z 25V F GRM39	DK98104200	R653		4822 051 30479	CHIP RES. 47Ω ±5% 1/16W	NN05470610
C662					R654		4822 051 30105	CHIP RES. 1MΩ ±5% 1/16W	NN05105610
C663		4822 124 11131	TANTL. CHIP 47μF 6.3V	EY47600620	R655		4822 116 82487	CHIP RES. 0Ω ±5% 1/16W	NN05000610
C664		4822 126 13689	CER.CHIP GRM39 CG J 50V	DD95180300	R656		4822 051 30479	CHIP RES. 47Ω ±5% 1/16W	NN05470610
C665		4822 122 33752	CER.CHIP GRM39 CG J 50V	DD95150300	R659		4822 116 82487	CHIP RES. 0Ω ±5% 1/16W	NN05000610
C666		4822 126 11687	CER.CHIP 104Z 25V F GRM39	DK98104200	R660		4822 051 30479	CHIP RES. 47Ω ±5% 1/16W	NN05470610
C667		4822 126 11669	CER.CHIP GRM39 CG J 50V	DD95270300	R661		4822 051 30479	CHIP RES. 47Ω ±5% 1/16W	NN05470610
C668		4822 126 11687	CER.CHIP 104Z 25V F GRM39	DK98104200	R662		4822 116 82487	CHIP RES. 0Ω ±5% 1/16W	NN05000610
C669		4822 126 11687	CER.CHIP 104Z 25V F GRM39	DK98104200	R663			RES. COMPO. 47Ω X 4 J CN1J	BW05000320
C670		4822 126 11687	CER.CHIP 104Z 25V F GRM39	DK98104200			4822 051 30479	CHIP RES. 47Ω ±5% 1/16W	NN05470610
C671		4822 126 11687	CER.CHIP 104Z 25V F GRM39	DK98104200	R669			RES. COMPO. 47Ω X 4 J CN1J	BW05000320
C672		4822 126 11687	CER.CHIP 104Z 25V F GRM39	DK98104200	R670		4822 116 82487	CHIP RES. 0Ω ±5% 1/16W	NN05000610
C673		4822 126 11687	CER.CHIP 104Z 25V F GRM39	DK98104200	R671		4822 117 13525	CHIP RES. 24kΩ ±5% 1/16W	NN05243610
C674		4822 126 11703	CER.CHIP GRM39 F 103Z 50V	DK98103300	R672		9965 000 06300	CHIP RES. 5.1kΩ ±5% 1/16W	NN0551261R
C676		4822 124 10772	TANTL. CHIP 100μF 6.3V	EY10700620	R673		9965 000 06300	CHIP RES. 5.1kΩ ±5% 1/16W	NN0551261R
C677		4822 124 11436	TANTL. CHIP 220μF 6.3V	EY22700690	R674		4822 051 30151	CHIP RES. 150Ω ±5% 1/16W	NN05151610
			PD01-RESISTORS		R675		4822 116 82487	CHIP RES. 0Ω ±5% 1/16W	NN05000610
R601			RES. COMPO. 47Ω X 4 J CN1J	BW05470320	R677		4822 116 82487	CHIP RES. 0Ω ±5% 1/16W	NN05000610
R602			RES. COMPO.10kΩ X4 J CN1J	BW05103320	R678		4822 116 82487	CHIP RES. 0Ω ±5% 1/16W	NN05000610
R603		4822 051 30103	CHIP RES. 10kΩ ±5% 1/16W	NN05103610	R679		4822 051 30471	CHIP RES. 470Ω ±5% 1/16W	NN05471610
R604		4822 051 30103	CHIP RES. 10kΩ ±5% 1/16W	NN05103610	Q601		9965 000 11678	IC XCD56362PV100-P	HC10113170
R605		4822 116 82487	CHIP RES. 0Ω ±5% 1/16W	NN05000610	Q602		9965 000 11678	IC XCD56362PV100-P	HC10113170
					Q604		9965 000 11679	IC K6R1008V1C-JC12	HC10144990
								SRAM 1M 128X8	

NOTE : *nsp* PART IS LISTED FOR REFERENCE ONLY, MARANTZ WILL NOT SUPPLY THESE PARTS.

POS. NO	VERS. COLOR	PART NO. (FOR PCS)	DESCRIPTION	PART NO. (MJI)	POS. NO	VERS. COLOR	PART NO. (FOR PCS)	DESCRIPTION	PART NO. (MJI)
Q605		9965 000 11680	IC K6R1016V1C-TC12 SRAM 1M 64X16	HC10145990	X601		9965 000 11685	CRYSTAL 20MHz SMD-49	JX20001350
Q606		9965 000 11679	IC K6R1008V1C-JC12 SRAM 1M 128X8	HC10144990				PF01-FRONT MAIN CIRCUIT BOARD	
Q607		9965 000 11680	IC K6R1016V1C-TC12 SRAM 1M 64X16	HC10145990				PF01-CAPACITORS	
Q608		4822 209 90685	IC TC7SH04FU	HC007705K0	CF01		9965 000 01912	CER.CHIP 0.047µF	DK98473300
Q609		9965 000 11669	IC TC74VHC595FT	HC008705K0	CF02		9965 000 01912	CER.CHIP 0.047µF	DK98473300
Q611		9965 000 04633	IC TC74VHC157FT	HC005805K0	CF03		9965 000 01912	CER.CHIP 0.047µF	DK98473300
Q612		4822 209 32442	IC TC7WU04F	HC000305K0	CF04		9965 000 01912	CER.CHIP 0.047µF	DK98473300
Q613		4822 209 90685	IC TC7SH04FU	HC007705K0	CF05		4822 124 23056	ELECT. 47µF/ 10V	EJ47601010
Q622		9965 000 06674	IC TC7WH74FU	HC007905K0	CF06		4822 126 11687	CER.CHIP 0.1µF Z	DK98104200
Q623		9965 000 11673	IC TC7WH157FU	HC009105K0	CF07		4822 124 23056	ELECT. 47µF/ 10V	EJ47601010
Q624		9965 000 04633	IC TC74VHC157FT	HC005805K0	CF09				
Q625		9965 000 04633	IC TC74VHC157FT	HC005805K0	CF16		4822 122 31765	CER.CHIP 100pF ±5% CG 50V GR39	DD95101300
Q626		9965 000 11672	IC TC7WH125FU	HC009005K0	CF17		9965 000 01912	CER.CHIP 0.047µF	DK98473300
Q627		9965 000 10300	IC LC89051V	HC10412030	CF18		4822 122 33752	CER.CHIP 15pF ±5% CG 50V	DD95150300
Q628		9965 000 11671	IC TC7SZ08FU	HC008905K0	CF19		4822 122 33752	CER.CHIP 15pF ±5% CG 50V	DD95150300
			PD01-MISCELLANEOUS		CF20		4822 126 11687	CER.CHIP 0.1µF Z	DK98104200
F601			EMI FILTER 1500pF NFM60R	FM32152010	CF21		4822 126 10935	ELECT. 100µF/6.3V	EJ10700610
F602			EMI FILTER BLM11P600S	FN31010060	CF22		4822 124 21894	ELECT. 10µF/ 16V	EJ10601610
F603			EMI FILTER BLM11P600S	FN31010060	CF23		4822 126 11703	CER.CHIP 0.01µF	DK98103300
F611		4822 157 10416	EMI FILTER BLM11B102S	FN31010030	CF26		9965 000 01912	CER.CHIP 0.047µF	DK98473300
F612		4822 116 82487	CHIP RES. 0Ω ±5% 1/16W	NN05000610	CF27		4822 126 11687	CER.CHIP 0.1µF Z	DK98104200
F614		4822 116 82487	CHIP RES. 0Ω ±5% 1/16W	NN05000610	CF28		4822 126 11669	CER.CHIP 27pF GR39	DD95270300
F616		4822 116 82487	CHIP RES. 0Ω ±5% 1/16W	NN05000610	CF29		4822 126 11687	CER.CHIP 0.1µF Z	DK98104200
F618		4822 157 10416	EMI FILTER BLM11B102S	FN31010030	CF30				
F620		4822 116 82487	CHIP RES. 0Ω ±5% 1/16W	NN05000610	CF40		4822 122 31765	CER.CHIP 100pF ±5% CG 50V	DD95101300
F622		4822 116 82487	CHIP RES. 0Ω ±5% 1/16W	NN05000610	CF41		4822 126 11687	CER.CHIP 0.1µF Z	DK98104200
F624		4822 116 82487	CHIP RES. 0Ω ±5% 1/16W	NN05000610	CF42		4822 122 31765	CER.CHIP 100pF ±5% CG 50V	DD95101300
F626		4822 157 10416	EMI FILTER BLM11B102S	FN31010030	CF43		4822 051 30273	CHIP RES. 27kΩ ±5% 1/16W	NN05273610
F628		4822 116 82487	CHIP RES. 0Ω ±5% 1/16W	NN05000610	CF44		4822 051 30273	CHIP RES. 27kΩ ±5% 1/16W	NN05273610
F630		4822 116 82487	CHIP RES. 0Ω ±5% 1/16W	NN05000610	CF45		4822 051 30273	CHIP RES. 27kΩ ±5% 1/16W	NN05273610
F632		4822 116 82487	CHIP RES. 0Ω ±5% 1/16W	NN05000610					
F634		4822 116 82487	CHIP RES. 0Ω ±5% 1/16W	NN05000610					
F636		4822 116 82487	CHIP RES. 0Ω ±5% 1/16W	NN05000610					
F638		4822 116 82487	CHIP RES. 0Ω ±5% 1/16W	NN05000610	RF01		9965 000 03842	CHIP RES. 18Ω ±5% 1/16W	NN05180610
F640		4822 116 82487	CHIP RES. 0Ω ±5% 1/16W	NN05000610	RF02		9965 000 03842	CHIP RES. 18Ω ±5% 1/16W	NN05180610
F642		4822 116 82487	CHIP RES. 0Ω ±5% 1/16W	NN05000610	RF03		9965 000 03842	CHIP RES. 18Ω ±5% 1/16W	NN05180610
F644		4822 116 82487	CHIP RES. 0Ω ±5% 1/16W	NN05000610	RF04		4822 117 12925	CHIP RES. 47kΩ ±5% 1/16W	NN05473610
F646		4822 116 82487	CHIP RES. 0Ω ±5% 1/16W	NN05000610	RF05		4822 117 12925	CHIP RES. 47kΩ ±5% 1/16W	NN05473610
F648		4822 116 82487	CHIP RES. 0Ω ±5% 1/16W	NN05000610	RF06		4822 051 30103	CHIP RES. 10kΩ ±5% 1/16W	NN05103610
F650		4822 116 82487	CHIP RES. 0Ω ±5% 1/16W	NN05000610	RF07		4822 051 30103	CHIP RES. 10kΩ ±5% 1/16W	NN05103610
F652		4822 116 82487	CHIP RES. 0Ω ±5% 1/16W	NN05000610	RF08		4822 051 30103	CHIP RES. 10kΩ ±5% 1/16W	NN05103610
F654		4822 116 82487	CHIP RES. 0Ω ±5% 1/16W	NN05000610	RF09		4822 051 30103	CHIP RES. 10kΩ ±5% 1/16W	NN05103610
F656		4822 116 82487	CHIP RES. 0Ω ±5% 1/16W	NN05000610	RF10				
F658		4822 116 82487	CHIP RES. 0Ω ±5% 1/16W	NN05000610	RF17		4822 051 30101	CHIP RES. 100Ω ±5% 1/16W	NN05101610
F660		4822 116 82487	CHIP RES. 0Ω ±5% 1/16W	NN05000610	RF18				
F662		4822 116 82487	CHIP RES. 0Ω ±5% 1/16W	NN05000610	RF19		4822 117 12925	CHIP RES. 47kΩ ±5% 1/16W	NN05473610
F664		4822 157 10416	EMI FILTER BLM11B102S	FN31010030	RF20		4822 051 30472	CHIP RES. 4.7kΩ ±5% 1/16W	NN05472610
F668		4822 157 10416	EMI FILTER BLM11B102S	FN31010030	RF21		4822 051 30472	CHIP RES. 4.7kΩ ±5% 1/16W	NN05472610
F670		4822 116 82487	CHIP RES. 0Ω ±5% 1/16W	NN05000610	RF22		4822 051 30101	CHIP RES. 100Ω ±5% 1/16W	NN05101610
F672		4822 116 82487	CHIP RES. 0Ω ±5% 1/16W	NN05000610	RF23		4822 051 30101	CHIP RES. 100Ω ±5% 1/16W	NN05101610
F674		4822 116 82487	CHIP RES. 0Ω ±5% 1/16W	NN05000610	RF24		4822 051 30101	CHIP RES. 100Ω ±5% 1/16W	NN05101610
F676		4822 116 82487	CHIP RES. 0Ω ±5% 1/16W	NN05000610	RF26		4822 117 12925	CHIP RES. 47kΩ ±5% 1/16W	NN05473610
F678		4822 116 82487	CHIP RES. 0Ω ±5% 1/16W	NN05000610	RF27		4822 051 30103	CHIP RES. 10kΩ ±5% 1/16W	NN05103610
F680		4822 116 82487	CHIP RES. 0Ω ±5% 1/16W	NN05000610	RF28		4822 051 30103	CHIP RES. 10kΩ ±5% 1/16W	NN05103610
F682		4822 157 10416	EMI FILTER BLM11B102S	FN31010030	RF29		4822 051 30222	CHIP RES. 2.2kΩ ±5% 1/16W	NN05222610
F684		4822 116 82487	CHIP RES. 0Ω ±5% 1/16W	NN05000610	RF30		4822 051 30101	CHIP RES. 100Ω ±5% 1/16W	NN05101610
F686		4822 116 82487	CHIP RES. 0Ω ±5% 1/16W	NN05000610	RF31		4822 051 30101	CHIP RES. 100Ω ±5% 1/16W	NN05101610
F688		4822 116 82487	CHIP RES. 0Ω ±5% 1/16W	NN05000610	RF32		4822 051 30101	CHIP RES. 100Ω ±5% 1/16W	NN05101610
F689		4822 157 10416	EMI FILTER BLM11B102S	FN31010030	RF33		4822 051 30101	CHIP RES. 100Ω ±5% 1/16W	NN05101610
F690		4822 157 10416	EMI FILTER BLM11B102S	FN31010030	RF35		4822 051 30332	CHIP RES. 3.3kΩ ±5% 1/16W	NN05332610
J601			JACK 50P 0.5 MM PITCH 9841B-50A-GF	YJ07059950	RF37		4822 051 30682	CHIP RES. 6.8kΩ ±5% 1/16W	NN05682610
J602			JACK 30P 0.5 MM PITCH 9841B-30A-GF	YJ07059940	RF38		4822 051 30682	CHIP RES. 6.8kΩ ±5% 1/16W	NN05682610
L601		4822 157 53871	CHIP INDUCTANCE 1.0 µH J	LU12102010	RF43		4822 051 30332	CHIP RES. 3.3kΩ ±5% 1/16W	NN05332610
L602		4822 157 53871	CHIP INDUCTANCE 1.0 µH J	LU12102010	RF45		4822 051 30682	CHIP RES. 6.8kΩ ±5% 1/16W	NN05682610
					RF46		4822 051 30682	CHIP RES. 6.8kΩ ±5% 1/16W	NN05682610
					RF48		4822 116 83829	CHIP RES. 270Ω ±5% 1/16W	NN05271610

NOTE : *nsp* PART IS LISTED FOR REFERENCE ONLY, MARANTZ WILL NOT SUPPLY THESE PARTS.

POS. NO	VERS. COLOR	PART NO. (FOR PCS)	DESCRIPTION	PART NO. (MJI)	POS. NO	VERS. COLOR	PART NO. (FOR PCS)	DESCRIPTION	PART NO. (MJI)
RF50		4822 116 83829	CHIP RES. 270Ω ±5% 1/16W	NN05271610	QF23		4822 130 10698	CHIP TRS. 2SA1586 Y GR 2SA1576A Q R	HX100012A0
RF52		4822 051 30101	CHIP RES. 100Ω ±5% 1/16W	NN05101610					
RF53		4822 051 30101	CHIP RES. 100Ω ±5% 1/16W	NN05101610					
RF55		4822 051 30103	CHIP RES. 10kΩ ±5% 1/16W	NN05103610					
RF56	/C/L/U	4822 051 30103	CHIP RES. 10kΩ ±5% 1/16W	NN05103610	SF01			PF01-MISCELLANEOUS	
RF57	/A/F/N/S	4822 051 30103	CHIP RES. 10kΩ ±5% 1/16W	NN05103610	}	4822 276 13408	PUSH SWITCH	SP01012030	
RF58	/A/C/L/S	4822 051 30103	CHIP RES. 10kΩ ±5% 1/16W	NN05103610	SF06		SKHVBF 260GF RED		
RF59	/F/N/U	4822 051 30103	CHIP RES. 10kΩ ±5% 1/16W	NN05103610	VF01		9965 000 11682	DISPLAY UNIT 11-BT-185GN	HQ31112410
RF60	/N/S	4822 051 30103	CHIP RES. 10kΩ ±5% 1/16W	NN05103610					
RF61	/A/C/F/L /U	4822 051 30103	CHIP RES. 10kΩ ±5% 1/16W	NN05103610	XF01		2422 540 98518	SERAMIC VIB. CSTS MG 8MHz 15PF	FQ08004060
RF63		4822 051 30153	CHIP RES. 15kΩ ±5% 1/16W	NN05153610	ZF01		4822 130 11494	PHOTO UNIT RPM6936-V4 IR SENSOR	HW10004210
RF64		4822 051 30103	CHIP RES. 10kΩ ±5% 1/16W	NN05103610					
RF65		4822 051 30103	CHIP RES. 10kΩ ±5% 1/16W	NN05103610					
RF66								PF02-FRONT SW CIRCUIT BOARD	
RF71		4822 051 30472	CHIP RES. 4.7kΩ ±5% 1/16W	NN05472610	SF07		4822 276 13408	PUSH SWITCH RED	SP01012030
RF73		4822 117 12891	CHIP RES. 220kΩ ±5% 1/16W	NN05224610	SF08		4822 276 13408	PUSH SWITCH RED	SP01012030
RF74		4822 117 13632	CHIP RES. 100kΩ ±5% 1/16W	NN05104610	SF09		4822 276 13408	PUSH SWITCH RED	SP01012030
RF76		4822 051 30333	CHIP RES. 33kΩ ±5% 1/16W	NN05333610					
RF77		4822 117 12891	CHIP RES. 100kΩ ±5% 1/16W	NN05104610				PI01-DIGITAL I/O CIRCUIT BOARD	
RF79		4822 117 12891	CHIP RES. 220kΩ ±5% 1/16W	NN05224610				PI01-CAPACITORS	
RF80		4822 117 13632	CHIP RES. 100kΩ ±5% 1/16W	NN05104610	CI10		4822 126 11703	CER.CHIP 0.01μF	DK98103300
RF81		4822 051 30333	CHIP RES. 33kΩ ±5% 1/16W	NN05333610	CI11		4822 124 90353	ELECT. 100μF M 10V RA-2	OA10701020
RF82		4822 117 13632	CHIP RES. 100kΩ ±5% 1/16W	NN05104610	CI12		4822 126 13883	CER.CHIP 220pF ±5% CG 50V	DD95221300
RF83		4822 051 30101	CHIP RES. 100Ω ±5% 1/16W	NN05101610	CI13		4822 126 11687	CER.CHIP 0.1μF Z	DK98104200
RF84		4822 117 12891	CHIP RES. 220kΩ ±5% 1/16W	NN05224610	CI15		4822 126 11703	CER.CHIP 0.01μF	DK98103300
RF85		4822 117 13632	CHIP RES. 100kΩ ±5% 1/16W	NN05104610	CI16		4822 126 11687	CER.CHIP 0.1μF Z	DK98104200
RF86		4822 051 30333	CHIP RES. 33kΩ ±5% 1/16W	NN05333610	CI17		4822 122 33777	CER.CHIP 47pF ±5% CG 50V	DD95470300
RF87		4822 117 13632	CHIP RES. 100kΩ ±5% 1/16W	NN05104610	CI18		4822 126 11685	CER.CHIP 4700pF ±10% B 50V	DK96472300
					CI19		4822 126 11704	CER.CHIP 0.022μF	DK98223300
DF01		9965 000 07640	CHIP DIODE UDZ-10B	HZ30009210	CI20		4822 124 41539	ELECT. 47μF M 16V RA-2	OA47601620
DF02		9965 000 07629	CHIP DIODE MA8039-H	HZ30025020	CI21		4822 126 11703	CER.CHIP 0.01μF	DK98103300
DF03		4822 130 83715	CHIP DIODE 1SS301 DAN202U	HZ21005000	CI22		4822 126 11703	CER.CHIP 0.01μF	DK98103300
DF04		4822 130 11569	L.E.D. HLMF-K200 #2UL RED	HI10005340					
DF05		4822 130 11569	L.E.D. HLMF-K200 #2UL RED	HI10005340				PI01-RESISTORS	
DF06		4822 130 80522	CHIP DIODE 1SS300	HZ21006000	RI01				
DF07		4822 130 80522	CHIP DIODE 1SS300 DAP202U	HZ21006000	}	4822 116 82487	CHIP RES. 0Ω ±5% 1/16W	NN05000610	
DF08		4822 130 80522	CHIP DIODE 1SS300 DAP202U	HZ21006000	RI08				
DF09		4822 130 80522	CHIP DIODE 1SS300 DAP202U	HZ21006000	RI09		4822 157 10416	EMI FILTER BLM11B102S	FN31010030
QF01		9965 000 11635	IC TMP87PS71F 60K BYTE OTP	*HS411KT0R	RI10		4822 116 82487	CHIP RES. 0Ω ±5% 1/16W	NN05000610
QF02		9965 000 08235	IC AT24C04N-10SI-2.5	HC10033990	RI11		4822 051 30101	CHIP RES. 100Ω ±5% 1/16W	NN05101610
QF03		4822 209 15724	IC LC75710NE VFD DRIVER	HC10411030	RI13		4822 051 30759	CHIP RES. 75Ω ±5% 1/16W	NN05750610
QF04		9965 000 11677	IC PST600D-2 RESET IC	HC10098550	RI14		4822 051 30221	CHIP RES. 220Ω ±5% 1/16W	NN05221610
QF05		4822 130 61903	DIG.TR.S. DTA114EU	BA10026210	RI21		4822 117 12139	CHIP RES. 22Ω ±5% 1/16W	NN05220610
QF06		4822 130 60669	CHIP TRS. 2SC4081 Q R 2SC4116 Y GR	HX300012A0	QI01		4822 209 91012	IC TC74HCT04AF	HC700405Q0
QF07		4822 130 10698	CHIP TRS. 2SA1586 Y GR 2SA1576A Q R	HX100012A0				PI01-MISCELLANEOUS	
QF08		4822 130 10698	CHIP TRS. 2SA1586 Y GR 2SA1576A Q R	HX100012A0	JI01		9965 000 03413	TERMINAL 14X14 RA 1L2P ORG NI F-GROUND	YT02021640
QF09		4822 130 60669	CHIP TRS. 2SC4081 Q R 2SC4116 Y GR	HX300012A0	JI03		4822 265 11582	TERMINAL 1P CINCH PIN JACK	YT02011000
QF10		9965 000 04975	IC NJM79L24A:0.1A-24V	HC39124090	LI01		4822 157 60445	CHOKE COIL 15μH J%	LC11533900
QF11		4822 130 61903	DIG.TR.S. DTA114EU	BA10026210	LI02		4822 142 60422	PULSE TRANSF. TPS247MN-0386AN	TP41042030
QF12					SI01		4822 277 11745	SLIDE SWITCH SSSF12-S06N0 HORIZONTAL N-SHOT	SS01021010
QF17									
QF18		4822 130 60669	CHIP TRS. 2SC4081 Q R 2SC4116 Y GR	HX300012A0				PR01-REMOTE CIRCUIT BOARD	
QF19		4822 130 10698	CHIP TRS. 2SA1586 Y GR 2SA1576A Q R	HX100012A0				PR01-CAPACITORS	
QF20		4822 130 60669	CHIP TRS. 2SC4081 Q R 2SC4116 Y GR	HX300012A0	CR01	nsp		CER.CHIP 150pF ±5% CG 50V	nsp
QF21		4822 130 10698	CHIP TRS. 2SA1586 Y GR 2SA1576A Q R	HX100012A0	CR02	nsp		CER.CHIP 150pF ±5% CG 50V	nsp
					CR03	nsp		CER.CHIP 0.1μF Z	nsp
					CR04	nsp		TANTL. CHIP 47μF/ 4V	nsp
QF22		4822 130 60669	CHIP TRS. 2SC4081 Q R 2SC4116 Y GR	HX300012A0	RR01		nsp	PR01-RESISTORS CHIP RES. 3.3Ω ±5% 1/16W	nsp

NOTE : "nsp" PART IS LISTED FOR REFERENCE ONLY, MARANTZ WILL NOT SUPPLY THESE PARTS.

POS. NO	VERS. COLOR	PART NO. (FOR PCS)	DESCRIPTION	PART NO. (MJI)	POS. NO	VERS. COLOR	PART NO. (FOR PCS)	DESCRIPTION	PART NO. (MJI)
RR02		nsp	CHIP RES. 3.3Ω ±5% 1/16W	nsp	RP09		4822 051 30332	CHIP RES. 3.3kΩ ±5% 1/16W	NN05332610
RR03		nsp	CHIP RES. 120Ω ±5% 1/16W	nsp	RP10		4822 051 30151	CHIP RES. 150Ω ±5% 1/16W	NN05151610
			PRO1-MISCELLANEOUS		RP11		4822 051 30332	CHIP RES. 3.3kΩ ±5% 1/16W	NN05332610
DR01		nsp	L.E.D. SLR-932A	nsp	RP12		4822 051 30152	CHIP RES. 1.5kΩ ±5% 1/16W	NN05152610
QR01		nsp	MICROPROCESSOR RC-12DV	nsp	RP13		4822 051 30222	CHIP RES. 2.2kΩ ±5% 1/16W	NN05222610
			UPD6134MC-112-5A4		RP15		4822 051 30103	CHIP RES. 10kΩ ±5% 1/16W	NN05103610
QR02		nsp	CHIP TRS. 2SD 2SD2114 V	nsp	RP16		4822 051 30103	CHIP RES. 10kΩ ±5% 1/16W	NN05103610
			PRO1-MISCELLANEOUS		RP17		4822 051 30472	CHIP RES. 4.7kΩ ±5% 1/16W	NN05472610
J104		nsp	OPT. OUTPUT CONNECTOR	nsp	RP18		4822 051 30561	CHIP RES. 560Ω ±5% 1/16W	NN05561610
			GP1FA550TZ		RP19		4822 051 30103	CHIP RES. 10kΩ ±5% 1/16W	NN05103610
SR30		nsp	SWITCH EVQ WHB 50K	nsp	RP20		4822 051 30152	CHIP RES. 1.5kΩ ±5% 1/16W	NN05152610
XR01		nsp	SERAMIC VIB. 432kHz	nsp	RP21		4822 051 30152	CHIP RES. 1.5kΩ ±5% 1/16W	NN05152610
			CSB432EB		RP22		4822 051 30103	CHIP RES. 10kΩ ±5% 1/16W	NN05103610
			PS01-POWER SUPPLY		RP23		4822 051 30103	CHIP RES. 10kΩ ±5% 1/16W	NN05103610
			CIRCUIT BOARD		RP24		4822 051 30332	CHIP RES. 3.3kΩ ±5% 1/16W	NN05332610
			PS01-CAPACITORS		RP25		4822 051 30332	CHIP RES. 3.3kΩ ±5% 1/16W	NN05332610
▲ CP01		9965 000 04979	FILM 0.1 μF/250V	DF17104630	RP26		4822 051 30332	CHIP RES. 3.3kΩ ±5% 1/16W	NN05332610
▲ CP02		9965 000 04979	FILM 0.1 μF/250V	DF17104630	RP27		4822 051 30103	CHIP RES. 10kΩ ±5% 1/16W	NN05103610
▲ CP03	/A/C/N/S	9965 000 07801	CER. 220pF 250V DE0910 B	DK17221520	RP28		4822 051 30102	CHIP RES. 1kΩ ±5% 1/16W	NN05102610
▲ CP03	/F/L/U	9965 000 04980	CER. 470pF 250V DE0910 B	DK17471520	RP29		4822 051 30681	CHIP RES. 680Ω ±5% 1/16W	NN05681610
▲ CP04	/A/C/N/S	9965 000 07801	CER. 220pF 250V DE0910 B	DK17221520	RP31		4822 051 30222	CHIP RES. 2.2kΩ ±5% 1/16W	NN05222610
▲ CP04	/F/L/U	9965 000 04980	CER. 470pF 250V DE0910 B	DK17471520	RP32		4822 051 30222	CHIP RES. 2.2kΩ ±5% 1/16W	NN05222610
▲ CP05	/A/C/N/S	9965 000 04981	ELECT. 20μF/400V RE3-400V	EA12740070	RP33		4822 051 30102	CHIP RES. 1kΩ ±5% 1/16W	NN05102610
▲ CP05	/F/L/U		ELECT. 220μF 200V RJ4	EA227200P0	RP34		4822 051 30152	CHIP RES. 1.5kΩ ±5% 1/16W	NN05152610
▲ CP06		4822 126 13091	FILM 0.047μF 25V	DF16473640	RP36		4822 051 30332	CHIP RES. 3.3kΩ ±5% 1/16W	NN05332610
CP07		9965 000 04982	CER. 150pF	DK16151910	RP38		4822 051 30152	CHIP RES. 1.5kΩ ±5% 1/16W	NN05152610
			DE0405-1B151K2K 2KV SHORT		RP39	/A	4822 116 82487	CHIP RES. 0Ω ±5% 1/16W	NN05000610
CP08		9965 000 04982	CER. 150pF	DK16151910	RP40	/C	4822 116 82487	CHIP RES. 0Ω ±5% 1/16W	NN05000610
			DE0405-1B151K2K 2KV SHORT		RP41	/F	4822 116 82487	CHIP RES. 0Ω ±5% 1/16W	NN05000610
CP09		4822 126 11568	CER.CHIP 470pF GR39	DK96471300	RP42	/L	4822 116 82487	CHIP RES. 0Ω ±5% 1/16W	NN05000610
▲ CP10	/A/C/F/L/N/S	9965 000 07801	CER. 220pF 250V DE0910 B	DK17221520	RP43	/N	4822 116 82487	CHIP RES. 0Ω ±5% 1/16W	NN05000610
▲ CP10	/U	9965 000 04983	CER. 470pF 250V DE1610 E	DK17472520	RP44	/S	4822 116 82487	CHIP RES. 0Ω ±5% 1/16W	NN05000610
CP11		4822 124 22276	ELECT. 47μF M 50V RA-2	OA47605020	RP45	/U	4822 116 82487	CHIP RES. 0Ω ±5% 1/16W	NN05000610
CP12			FILM 0.1μF J N 50V	DF15104350	RP46		4822 053 11338	METAL RES. 3.3kΩ ±5% 2W	NK05033020
CP13		4822 124 22276	ELECT. 47μF M 50V RA-2	OA47605020				PS01-SEMICONDUCTORS	
CP14		9965 000 01318	ELECT. 220μF M 10V RA-2	OA22701020	▲ DP01		4822 130 81248	DIODE S1WB A 60 30A 600V	HD20031290
CP15		4822 126 11703	CER.CHIP 0.01μF	DK98103300	DP02		4822 130 81244	DIODE ERA22-10	HD20008130
CP16		4822 126 11703	CER.CHIP 0.01μF	DK98103300	DP03		4822 130 83715	CHIP DIODE 1SS301 DAN202U	HZ21005000
CP17		9965 000 04984	ELECT. 1000μF 10V M RA-2	OA10801020	DP04		4822 130 83715	CHIP DIODE 1SS301 DAN202U	HZ21005000
CP18		9965 000 04984	ELECT. 1000μF 10V M RA-2	OA10801020	DP05		4822 130 82019	CHIP DIODE SFPL-52 0.9A	HZ20002080
CP19		4822 124 22722	ELECT. 1000μF M 16V RA-2	OA10801620	DP06		4822 130 82019	CHIP DIODE SFPL-52 0.9A	HZ20002080
CP20		9965 000 01318	ELECT. 220μF M 10V RA-2	OA22701020	DP07		9965 000 07632	CHIP DIODE ZENER MA8056L 5.6V	HZ30007020
CP21		9965 000 01318	ELECT. 220μF M 10V RA-2	OA22701020	DP08		4822 130 83404	CHIP DIODE MA8130-M 13.0V	HZ31301000
CP22		4822 124 12404	ELECT. 220μF M 16V RA-2	OA22701620	DP09		4822 130 11074	DIODE RK46 SBD 60V 3.5A	HD20050080
CP23		4822 124 22722	ELECT. 1000μF M 16V RA-2	OA10801620	DP10		4822 130 11074	DIODE RK46 SBD 60V 3.5A	HD20050080
CP24		4822 124 22722	ELECT. 1000μF M 16V RA-2	OA10801620	DP14		9965 000 07634	DIODE EK19 90V 1.5A	HD20053080
CP25		4822 124 12404	ELECT. 220μF M 16V RA-2	OA22701620	DP15		4822 130 82019	CHIP DIODE SFPL-52 0.9A	HZ20002080
CP26		4822 124 22722	ELECT. 1000μF M 16V RA-2	OA10801620	DP16		4822 130 83715	CHIP DIODE 1SS301 DAN202U	HZ21005000
CP27		9965 000 01318	ELECT. 220μF M 10V RA-2	OA22701020	DP17		4822 130 83715	CHIP DIODE 1SS301 DAN202U	HZ21005000
CP28		9965 000 01318	ELECT. 220μF M 10V RA-2	OA22701020	DP18		4822 130 11074	DIODE RK46 SBD 60V 3.5A	HD20050080
CP29		9965 000 01318	ELECT. 220μF M 10V RA-2	OA22701020	DP19		9965 000 11684	CHIP DIODE RB060L-40 TE25 SBD 40V 2A PMDS	HZ20060210
CP30		4822 126 11687	CER.CHIP 0.1μF Z	DK98104200	▲ QP01		9965 000 11674	IC STR-G6651 SW. REG.	HC10007080
CP31		4822 126 11568	CER.CHIP 470pF GR39	DK96471300	▲ QP02		4822 130 10431	PHOTO UNIT PC123F2	HW10032320
CP34			FILM 0.1μF J N 50V	DF15104350	QP03		9965 000 06384	IC TL431CZ	HC33036590
			PS01-RESISTORS		QP04		9965 000 01920	PROG.VOLTAGE REFERENCE	
▲ RP01	/A/C/N/S	9965 000 00502	RES. 1MΩ ±5% 1W	RC05105010	QP05		9965 000 11681	CHIP TRS. 2SC4672 Q	HX346721A0
▲ RP01	/F/L/U		RCR60 L15		▲ QP05		9965 000 11681	IC SI-8033S SW REG.	HC91903080
			RES. 2.2MΩ ±10% 1/2W	RC10225820	▲ QP06		9965 000 04991	IC SI-3050C +5.0V 1.5A	HC10006080
			FOR UL		QP07		9965 000 01921	CHIP TRS. 2SA1797	HX117971A0
RP02		4822 053 11823	METAL RES. 82kΩ ±5% 2W	NK05823020	QP08		4822 130 61906	DIG.TR.S. DTC114EU	BA20035210
RP03		9965 000 00402	METAL RES. 0.47Ω ±5% 2W	NL05472020	QP09		9965 000 01921	CHIP TRS. 2SA1797	HX117971A0
RP04		4822 116 82107	METAL RES. 68kΩ ±5% 3W	NK05683030	QP10		4822 130 61906	DIG.TR.S. DTC114EU	BA20035210
RP05		4822 116 82107	METAL RES. 68kΩ ±5% 3W	NK05683030	QP11		9965 000 01921	CHIP TRS. 2SA1797	HX117971A0
RP06		4822 116 82487	CHIP RES. 0Ω ±5% 1/16W	NN05000610	QP12		4822 130 61906	DIG.TR.S. DTC114EU	BA20035210
RP08		4822 051 30681	CHIP RES. 680Ω ±5% 1/16W	NN05681610	QP13		4822 130 61903	DIG.TR.S. DTA114EU	BA10026210

NOTE : *nsp* PART IS LISTED FOR REFERENCE ONLY, MARANTZ WILL NOT SUPPLY THESE PARTS.

POS. NO	VERS. COLOR	PART NO. (FOR PCS)	DESCRIPTION	PART NO. (MJI)	POS. NO	VERS. COLOR	PART NO. (FOR PCS)	DESCRIPTION	PART NO. (MJI)
QP14		9965 000 01920	CHIP TRS. 2SC4672 Q	HX346721A0	CB21		4822 126 11703	CER.CHIP 0.01µF	DK98103300
QP15		4822 209 71373	IC NJM78L05A	HC38105090	CB22		4822 126 11703	CER.CHIP 0.01µF	DK98103300
▲ QP16		4822 130 10431	PHOTO UNIT PC123F2	HW10032320	CB23		5322 124 21731	ELECT. 10µF M 50V RA-2	OA10605020
QP17		4822 130 61906	PHOTO COUPLER		CB24		4822 126 11703	CER.CHIP 0.01µF	DK98103300
			DIG.TR.S. DTC114EU	BA20035210	CB25		4822 124 90353	ELECT. 100µF M 10V RA-2	OA10701020
▲ FP01	/A/C/N/S	4822 070 31252	PS01-MISCELLANEOUS		CB28	/N	4822 126 11703	CER.CHIP 0.01µF	DK98103300
▲ FP01	/F/L/U		FUSE 1.25A 250V	FS10125850	CB29	/A/C/F/L/S	4822 126 11703	CER.CHIP 0.01µF	DK98103300
▲ FP05		4822 071 51252	BS LISTED		CB30	/A/C/F/L/S	5322 124 21731	ELECT. 10µF M 50V RA-2	OA10605020
▲ FP07		9965 000 05919	FUSE 1.25A 125V	FS10125350	CB31	/A/C/F/L/S	4822 126 11703	CER.CHIP 0.01µF	DK98103300
▲ FP08		9965 000 05919	UL CSA MINI FBT		CB32	/A/C/F/L/S	5322 124 21731	ELECT. 10µF M 50V RA-2	OA10605020
▲ JP02		9965 000 06707	FUSE T1.25A 250V	FS20125200	CB35		4822 126 11703	CER.CHIP 0.01µF	DK98103300
LP01		4822 157 70398	TR5 NO 19372 TP	FS20040200	CB39		4822 122 33741	CER.CHIP 10pF ±0.5pF CH 50V	DD91100300
LP03		9965 000 07635	FUSE T400MA 250V	FS20040200	CB40		4822 126 11703	CER.CHIP 0.01µF	DK98103300
LP04		9965 000 11687	TR5 NO 19372 TP		CC01		4822 126 11703	CER.CHIP 0.01µF	DK98103300
▲ TP01	/A/C/N/S	9965 000 11696	JACK 2P MAINS INLET M1818-A	YJ04002510	CC02		4822 126 14529	CER.CHIP 8pF GR39	DD91080300
▲ TP01	/F/L/U		LINE FILTER 22MH X2	LC22260130	CC03		9965 000 04997	CER.CHIP 5pF ±0.25pF CH 50V	DD90050300
			CHOKE COIL 22µH 1.7A	LC22230060	CC04		4822 126 11671	CER.CHIP 33pF ±5% CG 50V	DD95330300
			CHOKE COIL 47µH 2.5A	LC14734500	CC05		4822 122 33752	CER.CHIP 15pF ±5% CG 50V	DD95150300
▲ SP01		9965 000 11695	MAINS TRANSF. SWITCHING	TS12900040	CC06		4822 126 11669	CER.CHIP 27pF GR39	DD95270300
			ER28S		CC07		4822 116 82487	CHIP RES. 0Ω ±5% 1/16W	NN05000610
			MAINS TRANSF. SWITCHING	TS12900050	CC08		4822 126 11659	CER.CHIP 3pF ±0.25pF CJ 50V	DD90030300
			ER28SU F L		CC09		4822 126 11703	CER.CHIP 0.01µF	DK98103300
			PS02-POWER SWITCH		CC10		4822 126 11703	CER.CHIP 0.01µF	DK98103300
			CIRCUIT BOARD		CC11		4822 126 11703	CER.CHIP 0.01µF	DK98103300
			PUSH SWITCH MAINS SW.	SP01013800	CC12		4822 122 33752	CER.CHIP 15pF ±5% CG 50V	DD95150300
			ESB92S17B		CC13		4822 122 33752	CER.CHIP 15pF ±5% CG 50V	DD95150300
			PV01-VIDEO		CC14		4822 126 13956	CER.CHIP 68pF GR39	DD95680300
			CIRCUIT BOARD		CC15		4822 126 11671	CER.CHIP 33pF ±5% CG 50V	DD95330300
			PV01-CAPACITORS		CC16		4822 122 33782	CER.CHIP 56pF GR39	DD95560300
C801	/N	5322 124 21731	ELECT. 10µF M 50V RA-2	OA10605020	CC17		4822 116 82487	CHIP RES. 0Ω ±5% 1/16W	NN05000610
C802	/N	4822 126 11687	CER.CHIP 0.1µF Z	DK98104200	CC19		4822 126 11703	CER.CHIP 0.01µF	DK98103300
C803	/N	4822 126 11687	CER.CHIP 0.1µF Z	DK98104200	CC20		4822 126 11703	CER.CHIP 0.01µF	DK98103300
C804					CC21		4822 126 11703	CER.CHIP 0.01µF	DK98103300
}	/N	4822 126 11703	CER.CHIP 0.01µF	DK98103300	CC22		4822 126 11703	CER.CHIP 0.01µF	DK98103300
C808					CC23		5322 124 21731	ELECT. 10µF M 50V RA-2	OA10605020
C950	/N	4822 126 11703	CER.CHIP 0.01µF	DK98103300	CC24		4822 126 11703	CER.CHIP 0.01µF	DK98103300
C951	/N	4822 126 11703	CER.CHIP 0.01µF	DK98103300	CC25		4822 124 90353	ELECT. 100µF M 10V RA-2	OA10701020
C952					CC29	/A/C/F/L/S	4822 126 11703	CER.CHIP 0.01µF	DK98103300
}	/N	4822 126 13267	CER.CHIP 330pF GR39	DK96331300	CC30	/A/C/F/L/S	5322 124 21731	ELECT. 10µF M 50V RA-2	OA10605020
C955					CC31	/A/C/F/L/S	4822 126 11703	CER.CHIP 0.01µF	DK98103300
C956	/N	4822 126 13267	CER.CHIP 330pF GR39	DK96331300	CC32	/A/C/F/L/S	5322 124 21731	ELECT. 10µF M 50V RA-2	OA10605020
C957	/N	4822 126 13267	CER.CHIP 330pF GR39	DK96331300	CC39		4822 122 33741	CER.CHIP 10pF ±0.5pF CH 50V	DD91100300
C958	/N	4822 126 13267	CER.CHIP 330pF GR39	DK96331300	CC40		4822 126 11703	CER.CHIP 0.01µF	DK98103300
C959	/N	4822 126 13267	CER.CHIP 330pF GR39	DK96331300	CV01		4822 126 11703	CER.CHIP 0.01µF	DK98103300
CB01		4822 126 11703	CER.CHIP 0.01µF	DK98103300	CV02		4822 124 90354	ELECT. 100µF M 16V RA-2	OA10701620
CB02		4822 126 14529	CER.CHIP 8pF GR39	DD91080300	CV03		4822 126 11703	CER.CHIP 0.01µF	DK98103300
CB03		9965 000 04997	CER.CHIP 5pF ±0.25pF CH 50V	DD90050300	CV04		4822 124 90371	ELECT. 470µF M 10V RA-2	OA47701020
CB04		4822 126 11671	CER.CHIP 33pF ±5% CG 50V	DD95330300	CV05		4822 126 11703	CER.CHIP 0.01µF	DK98103300
CB05		4822 122 33752	CER.CHIP 15pF ±5% CG 50V	DD95150300	CV06		4822 124 90371	ELECT. 470µF M 10V RA-2	OA47701020
CB06		4822 126 11669	CER.CHIP 27pF GR39	DD95270300	CV07	/N	4822 126 11703	CER.CHIP 0.01µF	DK98103300
CB07		4822 116 82487	CHIP RES. 0Ω ±5% 1/16W	NN05000610	CV08	/N	4822 124 90354	ELECT. 100µF M 16V RA-2	OA10701620
CB08		4822 126 11659	CER.CHIP 3pF ±0.25pF CJ 50V	DD90030300	CV09		4822 126 11703	CER.CHIP 0.01µF	DK98103300
CB09		4822 126 11703	CER.CHIP 0.01µF	DK98103300	CV10		4822 124 90371	ELECT. 470µF M 10V RA-2	OA47701020
CB10		4822 126 11703	CER.CHIP 0.01µF	DK98103300	CV11		4822 126 11703	CER.CHIP 0.01µF	DK98103300
CB11		4822 126 11703	CER.CHIP 0.01µF	DK98103300	CV12		4822 124 90371	ELECT. 470µF M 10V RA-2	OA47701020
CB12		4822 122 33752	CER.CHIP 15pF ±5% CG 50V	DD95150300	CV13		4822 126 11703	CER.CHIP 0.01µF	DK98103300
CB13		4822 122 33752	CER.CHIP 15pF ±5% CG 50V	DD95150300	CV14		4822 122 33752	CER.CHIP 15pF ±5% CG 50V	DD95150300
CB14		4822 126 13956	CER.CHIP 68pF GR39	DD95680300	CV15		4822 122 33752	CER.CHIP 15pF ±5% CG 50V	DD95150300
CB15		4822 126 11671	CER.CHIP 33pF ±5% CG 50V	DD95330300	CV16		4822 126 13956	CER.CHIP 68pF GR39	DD95680300
CB16		4822 122 33782	CER.CHIP 56pF GR39	DD95560300	CV17		4822 126 11671	CER.CHIP 33pF ±5% CG 50V	DD95330300
CB17		4822 116 82487	CHIP RES. 0Ω ±5% 1/16W	NN05000610					
CB19		4822 126 11703	CER.CHIP 0.01µF	DK98103300					
CB20		4822 126 11703	CER.CHIP 0.01µF	DK98103300					

NOTE : "nsp" PART IS LISTED FOR REFERENCE ONLY, MARANTZ WILL NOT SUPPLY THESE PARTS.

POS. NO	VERS. COLOR	PART NO. (FOR PCS)	DESCRIPTION	PART NO. (MJJ)	POS. NO	VERS. COLOR	PART NO. (FOR PCS)	DESCRIPTION	PART NO. (MJJ)
CV18		4822 122 33782	CER.CHIP 56pF GR39	DD95560300	CY10		4822 124 90353	ELECT. 100µF M 10V RA-2	OA10701020
CV19		4822 116 82487	CHIP RES. 0Ω ±5% 1/16W	NN05000610	CY11		4822 126 11703	CER.CHIP 0.01µF	DK98103300
CV21		4822 126 11703	CER.CHIP 0.01µF	DK98103300	CY12		4822 124 90353	ELECT. 100µF M 10V RA-2	OA10701020
CV22		4822 124 90353	ELECT. 100µF M 10V RA-2	OA10701020	CY13		4822 126 11703	CER.CHIP 0.01µF	DK98103300
CV23		4822 126 11703	CER.CHIP 0.01µF	DK98103300	CY14		4822 122 33752	CER.CHIP 15pF ±5% CG 50V	DD95150300
CV24		5322 124 21731	ELECT. 10µF M 50V RA-2	OA10605020	CY15		4822 122 33752	CER.CHIP 15pF ±5% CG 50V	DD95150300
CV25		4822 126 11703	CER.CHIP 0.01µF	DK98103300	CY16		4822 126 13956	CER.CHIP 68pF GR39	DD95680300
CV26		4822 124 90353	ELECT. 100µF M 10V RA-2	OA10701020	CY17		4822 126 11671	CER.CHIP 33pF ±5% CG 50V	DD95330300
CV27		4822 126 11703	CER.CHIP 0.01µF	DK98103300	CY18		4822 122 33782	CER.CHIP 56pF GR39	DD95560300
CV28		4822 124 90353	ELECT. 100µF M 10V RA-2	OA10701020	CY19		4822 116 82487	CHIP RES. 0Ω ±5% 1/16W	NN05000610
CV30		5322 126 14449	CER.CHIP 39pF ±5% CG 50V	DD95390300	CY21		4822 126 11703	CER.CHIP 0.01µF	DK98103300
CV32		5322 126 14449	CER.CHIP 39pF ±5% CG 50V	DD95390300	CY22		4822 126 11703	CER.CHIP 0.01µF	DK98103300
CV33		4822 126 11703	CER.CHIP 0.01µF	DK98103300	CY23		4822 126 11703	CER.CHIP 0.01µF	DK98103300
CV34		4822 124 90353	ELECT. 100µF M 10V RA-2	OA10701020	CY24		4822 126 11703	CER.CHIP 0.01µF	DK98103300
CV35		4822 126 11703	CER.CHIP 0.01µF	DK98103300	CY25		5322 124 21731	ELECT. 10µF M 50V RA-2	OA10605020
CV36		4822 124 90353	ELECT. 100µF M 10V RA-2	OA10701020	CY26		4822 126 11703	CER.CHIP 0.01µF	DK98103300
CV41		4822 126 11703	CER.CHIP 0.01µF	DK98103300	CY27		4822 124 90353	ELECT. 100µF M 10V RA-2	OA10701020
CV42		5322 124 21731	ELECT. 10µF M 50V RA-2	OA10605020	CY28		4822 126 11703	CER.CHIP 0.01µF	DK98103300
CV43		4822 126 11703	CER.CHIP 0.01µF	DK98103300	CY29		4822 124 90353	ELECT. 100µF M 10V RA-2	OA10701020
CV44		5322 124 21731	ELECT. 10µF M 50V RA-2	OA10605020	CY32	/N	4822 126 11703	CER.CHIP 0.01µF	DK98103300
CV45		4822 126 11703	CER.CHIP 0.01µF	DK98103300	CY37		5322 126 11578	CER.CHIP 1000pF ±10% B 50V	DK96102300
CV46		5322 124 21731	ELECT. 10µF M 50V RA-2	OA10605020	CY38		4822 126 11703	CER.CHIP 0.01µF	DK98103300
CV47		4822 126 11703	CER.CHIP 0.01µF	DK98103300	CY39		4822 122 33741	CER.CHIP 10pF ±0.5pF CH 50V	DD91100300
CV48		5322 124 21731	ELECT. 10µF M 50V RA-2	OA10605020	CY40		4822 126 11703	CER.CHIP 0.01µF	DK98103300
CV51		4822 126 11703	CER.CHIP 0.01µF	DK98103300					
CV52		5322 124 21731	ELECT. 10µF M 50V RA-2	OA10605020					
CV53		4822 126 11703	CER.CHIP 0.01µF	DK98103300					
CV54		5322 124 21731	ELECT. 10µF M 50V RA-2	OA10605020	R801	/N	4822 051 30223	CHIP RES. 22kΩ ±5% 1/16W	NN05223610
CV56		4822 126 11703	CER.CHIP 0.01µF	DK98103300	R802	/N	4822 051 30102	CHIP RES. 1kΩ ±5% 1/16W	NN05102610
CV57		4822 122 33752	CER.CHIP 15pF ±5% CG 50V	DD95150300	R803	/N	4822 051 30223	CHIP RES. 22kΩ ±5% 1/16W	NN05223610
CV58		4822 122 33752	CER.CHIP 15pF ±5% CG 50V	DD95150300	R804	/N	4822 051 30221	CHIP RES. 220Ω ±5% 1/16W	NN05221610
CV59		4822 126 13956	CER.CHIP 68pF GR39	DD95680300	R805	/N	4822 051 30221	CHIP RES. 220Ω ±5% 1/16W	NN05221610
					R806	/N	4822 051 30221	CHIP RES. 220Ω ±5% 1/16W	NN05221610
CV60		4822 126 11671	CER.CHIP 33pF ±5% CG 50V	DD95330300	R807	/N	4822 051 30472	CHIP RES. 4.7kΩ ±5% 1/16W	NN05472610
CV61		4822 122 33782	CER.CHIP 56pF GR39	DD95560300	R808	/N	4822 051 30472	CHIP RES. 4.7kΩ ±5% 1/16W	NN05472610
CV62		4822 116 82487	CHIP RES. 0Ω ±5% 1/16W	NN05000610	R809	/N	4822 051 30563	CHIP RES. 56kΩ ±5% 1/16W	NN05563610
CV64		4822 126 11703	CER.CHIP 0.01µF	DK98103300	R810	/N	4822 051 30152	CHIP RES. 1.5kΩ ±5% 1/16W	NN05152610
CV65		4822 126 11703	CER.CHIP 0.01µF	DK98103300	R811	/N	4822 051 30152	CHIP RES. 1.5kΩ ±5% 1/16W	NN05152610
CV66		4822 124 90353	ELECT. 100µF M 10V RA-2	OA10701020	R812	/N	4822 051 30152	CHIP RES. 1.5kΩ ±5% 1/16W	NN05152610
CV67		4822 126 11687	CER.CHIP 0.1µF Z	DK98104200	R813	/N	9965 000 05009	CHIP RES. 39Ω ±5% 1/16W	NN05390610
CV68		4822 126 11703	CER.CHIP 0.01µF	DK98103300	R814	/N	4822 051 30339	CHIP RES. 33Ω ±5% 1/16W	NN05330610
CV69		4822 126 11703	CER.CHIP 0.01µF	DK98103300	R815	/N	9965 000 05009	CHIP RES. 39Ω ±5% 1/16W	NN05390610
CV70		4822 126 11687	CER.CHIP 0.1µF Z	DK98104200	R816	/N	4822 051 30339	CHIP RES. 33Ω ±5% 1/16W	NN05330610
CV71		4822 126 11703	CER.CHIP 0.01µF	DK98103300	R817	/N	9965 000 05009	CHIP RES. 39Ω ±5% 1/16W	NN05390610
CV72					R818	/N	4822 051 30339	CHIP RES. 33Ω ±5% 1/16W	NN05330610
CV77					R819	/N	9965 000 05009	CHIP RES. 39Ω ±5% 1/16W	NN05390610
CV78		4822 126 11703	CER.CHIP 0.01µF	DK98103300	R820	/N	4822 051 30339	CHIP RES. 33Ω ±5% 1/16W	NN05330610
CV80		4822 126 11703	CER.CHIP 0.01µF	DK98103300	R821	/N	9965 000 05009	CHIP RES. 39Ω ±5% 1/16W	NN05390610
CV81		4822 126 11703	CER.CHIP 0.01µF	DK98103300	R822	/N	4822 051 30339	CHIP RES. 33Ω ±5% 1/16W	NN05330610
CV82		5322 126 11578	CER.CHIP 1000pF ±10% B 50V	DK96102300	R823	/N	9965 000 05009	CHIP RES. 39Ω ±5% 1/16W	NN05390610
CV83		4822 122 33741	CER.CHIP 10pF ±0.5pF CH 50V	DD91100300	R824	/N	4822 051 30339	CHIP RES. 33Ω ±5% 1/16W	NN05330610
CV84		4822 126 11703	CER.CHIP 0.01µF	DK98103300					
CV88		4822 126 11703	CER.CHIP 0.01µF	DK98103300	R950	/N	4822 051 30101	CHIP RES. 100Ω ±5% 1/16W	NN05101610
CV90		4822 122 31765	CER.CHIP 100pF ±5% CG 50V	DD95101300	R951	/N	4822 051 30101	CHIP RES. 100Ω ±5% 1/16W	NN05101610
CV92		4822 122 31765	CER.CHIP 100pF ±5% CG 50V	DD95101300	R952	/N	4822 116 82487	CHIP RES. 0Ω ±5% 1/16W	NN05000610
CV93		4822 122 31765	CER.CHIP 100pF ±5% CG 50V	DD95101300	R953	/N	4822 116 82487	CHIP RES. 0Ω ±5% 1/16W	NN05000610
					R954	/N	4822 051 30101	CHIP RES. 100Ω ±5% 1/16W	NN05101610
CY08		4822 126 11659	CER.CHIP 3pF ±0.25pF CJ 50V	DD90030300	R955	/N	4822 051 30101	CHIP RES. 100Ω ±5% 1/16W	NN05101610
CV94					R956	/N	4822 116 82487	CHIP RES. 0Ω ±5% 1/16W	NN05000610
CV98		4822 122 31765	CER.CHIP 100pF ±5% CG 50V	DD95101300	R957	/N	4822 116 82487	CHIP RES. 0Ω ±5% 1/16W	NN05000610
					R958	/N		RES. 22kΩ ±5% 1/6W	GD05223160
					R959	/N		RES. 22kΩ ±5% 1/6W	GD05223160
CY01		4822 126 11703	CER.CHIP 0.01µF	DK98103300	RB01		4822 051 30101	CHIP RES. 100Ω ±5% 1/16W	NN05101610
CY02		4822 126 14529	CER.CHIP 8pF GR39	DD91080300	RB02		4822 051 30681	CHIP RES. 680Ω ±5% 1/16W	NN05681610
CY03		9965 000 04997	CER.CHIP 5pF ±0.25pF CH 50V	DD90050300	RB03		4822 051 30471	CHIP RES. 470Ω ±5% 1/16W	NN05471610
CY04		4822 126 11671	CER.CHIP 33pF ±5% CG 50V	DD95330300	RB04		4822 051 30223	CHIP RES. 22kΩ ±5% 1/16W	NN05223610
CY05		4822 122 33752	CER.CHIP 15pF ±5% CG 50V	DD95150300	RB05		4822 051 30222	CHIP RES. 2.2kΩ ±5% 1/16W	NN05222610
CY06		4822 126 11669	CER.CHIP 27pF GR39	DD95270300	RB06		4822 051 30101	CHIP RES. 100Ω ±5% 1/16W	NN05101610
CY07		4822 116 82487	CHIP RES. 0Ω ±5% 1/16W	NN05000610	RB07		4822 051 30681	CHIP RES. 680Ω ±5% 1/16W	NN05681610
CY09		4822 126 11703	CER.CHIP 0.01µF	DK98103300	RB08		4822 051 30471	CHIP RES. 470Ω ±5% 1/16W	NN05471610

NOTE : *nsp* PART IS LISTED FOR REFERENCE ONLY, MARANTZ WILL NOT SUPPLY THESE PARTS.

POS. NO	VERS. COLOR	PART NO. (FOR PCS)	DESCRIPTION	PART NO. (MJ)	POS. NO	VERS. COLOR	PART NO. (FOR PCS)	DESCRIPTION	PART NO. (MJ)
RB09		4822 051 30223	CHIP RES. 22kΩ ±5% 1/16W	NN05223610	RC41		4822 051 30561	CHIP RES. 560Ω ±5% 1/16W	NN05561610
RB10		4822 051 30222	CHIP RES. 2.2kΩ ±5% 1/16W	NN05222610	RC42		4822 051 30101	CHIP RES. 100Ω ±5% 1/16W	NN05101610
RB11		4822 051 30105	CHIP RES. 1MΩ ±5% 1/16W	NN05105610	RC43		4822 051 30681	CHIP RES. 680Ω ±5% 1/16W	NN05681610
RB12		4822 051 30471	CHIP RES. 470Ω ±5% 1/16W	NN05471610					
RB13		4822 051 30332	CHIP RES. 3.3kΩ ±5% 1/16W	NN05332610	RV01		4822 051 30101	CHIP RES. 100Ω ±5% 1/16W	NN05101610
RB14		4822 051 30332	CHIP RES. 3.3kΩ ±5% 1/16W	NN05332610	RV02		4822 051 30681	CHIP RES. 680Ω ±5% 1/16W	NN05681610
RB15		4822 116 82487	CHIP RES. 0Ω ±5% 1/16W	NN05000610	RV03		4822 051 30471	CHIP RES. 470Ω ±5% 1/16W	NN05471610
RB16		4822 051 30152	CHIP RES. 1.5kΩ ±5% 1/16W	NN05152610	RV04		4822 051 30223	CHIP RES. 22kΩ ±5% 1/16W	NN05223610
RB17	/A/C/F/L /S/U	4822 116 82487	CHIP RES. 0Ω ±5% 1/16W	NN05000610	RV05		4822 051 30681	CHIP RES. 680Ω ±5% 1/16W	NN05681610
RB18	/A/C/F/L /S	4822 051 30101	CHIP RES. 100Ω ±5% 1/16W	NN05101610	RV06		4822 051 30105	CHIP RES. 1MΩ ±5% 1/16W	NN05105610
RB19	/A/C/F/L /S	4822 051 30222	CHIP RES. 2.2kΩ ±5% 1/16W	NN05222610	RV07		4822 051 30471	CHIP RES. 470Ω ±5% 1/16W	NN05471610
RB20	/A/C/F/L /S	4822 051 30101	CHIP RES. 100Ω ±5% 1/16W	NN05101610	RV08		4822 117 12968	CHIP RES. 820Ω ±5% 1/16W	NN05821610
RB21	/A/C/F/L /S	4822 051 30102	CHIP RES. 1kΩ ±5% 1/16W	NN05102610	RV10		4822 051 30121	CHIP RES. 120Ω ±5% 1/16W	NN05121610
RB22	/A/C/F/L /S	4822 051 30221	CHIP RES. 220Ω ±5% 1/16W	NN05221610	RV11		4822 051 30331	CHIP RES. 330Ω ±5% 1/16W	NN05331610
RB23		9965 000 05009	CHIP RES. 39Ω ±5% 1/16W	NN05390610	RV12		4822 051 30222	CHIP RES. 2.2kΩ ±5% 1/16W	NN05222610
RB24		4822 051 30339	CHIP RES. 33Ω ±5% 1/16W	NN05330610	RV13		4822 051 30471	CHIP RES. 470Ω ±5% 1/16W	NN05471610
RB25	/A/C/F/L /S	9965 000 05009	CHIP RES. 39Ω ±5% 1/16W	NN05390610	RV14		4822 117 12968	CHIP RES. 820Ω ±5% 1/16W	NN05821610
RB26	/A/C/F/L /S	4822 051 30339	CHIP RES. 33Ω ±5% 1/16W	NN05330610	RV16		4822 051 30121	CHIP RES. 120Ω ±5% 1/16W	NN05121610
RB38		4822 051 30101	CHIP RES. 100Ω ±5% 1/16W	NN05101610	RV17		4822 051 30331	CHIP RES. 330Ω ±5% 1/16W	NN05331610
RB39		4822 051 30152	CHIP RES. 1.5kΩ ±5% 1/16W	NN05152610	RV18		4822 116 82487	CHIP RES. 0Ω ±5% 1/16W	NN05000610
RB41		4822 051 30561	CHIP RES. 560Ω ±5% 1/16W	NN05561610	RV19		4822 051 30471	CHIP RES. 470Ω ±5% 1/16W	NN05471610
RB42		4822 051 30101	CHIP RES. 100Ω ±5% 1/16W	NN05101610	RV21		4822 116 82487	CHIP RES. 0Ω ±5% 1/16W	NN05000610
RB43		4822 051 30681	CHIP RES. 680Ω ±5% 1/16W	NN05681610	RV22		4822 051 30471	CHIP RES. 470Ω ±5% 1/16W	NN05471610
RC01		4822 051 30101	CHIP RES. 100Ω ±5% 1/16W	NN05101610	RV23		4822 051 30471	CHIP RES. 470Ω ±5% 1/16W	NN05471610
RC02		4822 051 30681	CHIP RES. 680Ω ±5% 1/16W	NN05681610	RV24		4822 051 30471	CHIP RES. 470Ω ±5% 1/16W	NN05471610
RC03		4822 051 30471	CHIP RES. 470Ω ±5% 1/16W	NN05471610	RV28		4822 051 30101	CHIP RES. 100Ω ±5% 1/16W	NN05101610
RC04		4822 051 30223	CHIP RES. 22kΩ ±5% 1/16W	NN05223610	RV29		4822 051 30222	CHIP RES. 2.2kΩ ±5% 1/16W	NN05222610
RC05		4822 051 30222	CHIP RES. 2.2kΩ ±5% 1/16W	NN05222610	RV30		4822 051 30101	CHIP RES. 100Ω ±5% 1/16W	NN05101610
RC06		4822 051 30101	CHIP RES. 100Ω ±5% 1/16W	NN05101610	RV31		4822 051 30102	CHIP RES. 1kΩ ±5% 1/16W	NN05102610
RC07		4822 051 30681	CHIP RES. 680Ω ±5% 1/16W	NN05681610	RV32		4822 051 30221	CHIP RES. 220Ω ±5% 1/16W	NN05221610
RC08		4822 051 30471	CHIP RES. 470Ω ±5% 1/16W	NN05471610	RV33		4822 051 30101	CHIP RES. 100Ω ±5% 1/16W	NN05101610
RC09		4822 051 30223	CHIP RES. 22kΩ ±5% 1/16W	NN05223610	RV34		4822 051 30222	CHIP RES. 2.2kΩ ±5% 1/16W	NN05222610
RC10		4822 051 30222	CHIP RES. 2.2kΩ ±5% 1/16W	NN05222610	RV35		4822 051 30101	CHIP RES. 100Ω ±5% 1/16W	NN05101610
RC11		4822 051 30105	CHIP RES. 1MΩ ±5% 1/16W	NN05105610	RV36		4822 051 30102	CHIP RES. 1kΩ ±5% 1/16W	NN05102610
RC12		4822 051 30471	CHIP RES. 470Ω ±5% 1/16W	NN05471610	RV37		4822 051 30221	CHIP RES. 220Ω ±5% 1/16W	NN05221610
RC13		4822 051 30332	CHIP RES. 3.3kΩ ±5% 1/16W	NN05332610	RV38		9965 000 05009	CHIP RES. 39Ω ±5% 1/16W	NN05390610
RC14		4822 051 30332	CHIP RES. 3.3kΩ ±5% 1/16W	NN05332610	RV39		4822 051 30339	CHIP RES. 33Ω ±5% 1/16W	NN05330610
RC15		4822 116 82487	CHIP RES. 0Ω ±5% 1/16W	NN05000610	RV40		9965 000 05009	CHIP RES. 39Ω ±5% 1/16W	NN05390610
RC16		4822 051 30152	CHIP RES. 1.5kΩ ±5% 1/16W	NN05152610	RV41		4822 051 30339	CHIP RES. 33Ω ±5% 1/16W	NN05330610
RC17	/A/C/F/L /S/U	4822 116 82487	CHIP RES. 0Ω ±5% 1/16W	NN05000610	RV42		4822 051 30101	CHIP RES. 100Ω ±5% 1/16W	NN05101610
RC18	/A/C/F/L /S	4822 051 30101	CHIP RES. 100Ω ±5% 1/16W	NN05101610	RV43		4822 051 30222	CHIP RES. 2.2kΩ ±5% 1/16W	NN05222610
RC19	/A/C/F/L /S	4822 051 30222	CHIP RES. 2.2kΩ ±5% 1/16W	NN05222610	RV44		4822 051 30102	CHIP RES. 1kΩ ±5% 1/16W	NN05102610
RC20	/A/C/F/L /S	4822 051 30101	CHIP RES. 100Ω ±5% 1/16W	NN05101610	RV45		4822 051 30101	CHIP RES. 100Ω ±5% 1/16W	NN05101610
RC21	/A/C/F/L /S	4822 051 30102	CHIP RES. 1kΩ ±5% 1/16W	NN05102610	RV46		4822 051 30221	CHIP RES. 220Ω ±5% 1/16W	NN05221610
RC22	/A/C/F/L /S	4822 051 30221	CHIP RES. 220Ω ±5% 1/16W	NN05221610	RV47		9965 000 05009	CHIP RES. 39Ω ±5% 1/16W	NN05390610
RC23		9965 000 05009	CHIP RES. 39Ω ±5% 1/16W	NN05390610	RV48		4822 051 30339	CHIP RES. 33Ω ±5% 1/16W	NN05330610
RC24		4822 051 30339	CHIP RES. 33Ω ±5% 1/16W	NN05330610	RV49		4822 051 30101	CHIP RES. 100Ω ±5% 1/16W	NN05101610
RC25	/A/C/F/L /S	9965 000 05009	CHIP RES. 39Ω ±5% 1/16W	NN05390610	RV50		4822 051 30681	CHIP RES. 680Ω ±5% 1/16W	NN05681610
RC26	/A/C/F/L /S	4822 051 30339	CHIP RES. 33Ω ±5% 1/16W	NN05330610	RV51		4822 051 30471	CHIP RES. 470Ω ±5% 1/16W	NN05471610
RC38		4822 051 30101	CHIP RES. 100Ω ±5% 1/16W	NN05101610	RV52		4822 051 30223	CHIP RES. 22kΩ ±5% 1/16W	NN05223610
RC39		4822 051 30152	CHIP RES. 1.5kΩ ±5% 1/16W	NN05152610	RV53		4822 051 30222	CHIP RES. 2.2kΩ ±5% 1/16W	NN05222610
					RV54		4822 051 30331	CHIP RES. 330Ω ±5% 1/16W	NN05331610
					RV55		4822 116 83211	CHIP RES. 1.8kΩ ±5% 1/16W	NN05182610
					RV56		4822 116 83211	CHIP RES. 1.8kΩ ±5% 1/16W	NN05182610
					RV57		4822 051 30272	CHIP RES. 2.7kΩ ±5% 1/16W	NN05272610
					RV58		4822 051 30102	CHIP RES. 1kΩ ±5% 1/16W	NN05102610
					RV59		4822 051 30222	CHIP RES. 2.2kΩ ±5% 1/16W	NN05222610
					RV60		4822 051 30222	CHIP RES. 2.2kΩ ±5% 1/16W	NN05222610
					RV61		4822 051 30222	CHIP RES. 2.2kΩ ±5% 1/16W	NN05222610
					RV62		4822 051 30681	CHIP RES. 680Ω ±5% 1/16W	NN05681610
					RV63		4822 051 30222	CHIP RES. 2.2kΩ ±5% 1/16W	NN05222610
					RV64		4822 051 30681	CHIP RES. 680Ω ±5% 1/16W	NN05681610
					RV65		9965 000 05009	CHIP RES. 39Ω ±5% 1/16W	NN05390610
					RV66		4822 051 30339	CHIP RES. 33Ω ±5% 1/16W	NN05330610
					RV67		4822 051 30103	CHIP RES. 10kΩ ±5% 1/16W	NN05103610
					RV68		4822 051 30103	CHIP RES. 10kΩ ±5% 1/16W	NN05103610
					RV69		4822 051 30472	CHIP RES. 4.7kΩ ±5% 1/16W	NN05472610
					RV70		4822 051 30472	CHIP RES. 4.7kΩ ±5% 1/16W	NN05472610

NOTE : *nsp* PART IS LISTED FOR REFERENCE ONLY, MARANTZ WILL NOT SUPPLY THESE PARTS.

POS. NO	VERS. COLOR	PART NO. (FOR PCS)	DESCRIPTION	PART NO. (MJJ)	POS. NO	VERS. COLOR	PART NO. (FOR PCS)	DESCRIPTION	PART NO. (MJJ)
QV01		4822 130 10698	CHIP TRS. 2SA1586 Y GR 2SA1576A Q R	HX100012A0	J801	/N	9965 000 05000	PV01-MISCELLANEOUS TERMINAL YKF41-5019	YT02420010
QV02		4822 130 60669	CHIP TRS. 2SC4081 Q R 2SC4116 Y GR	HX300012A0	JV01		9965 000 11703	EUROCONNECTOR 21X2	
QV03		9965 000 07641	IC TK15420M	HC10035420	JV02		9965 000 11698	TERMINAL YKC21-3998	YT02021700
QV04		9965 000 07641	IC TK15420M	HC10035420	JV05			JACK YKC51-5527	YJ11000670
QV05		4822 130 10698	CHIP TRS. 2SA1586 Y GR 2SA1576A Q R	HX100012A0	JY01		9965 000 09134	JACK 28FMN-BTRKA	YJ07019520
QV06		4822 111 92186	DIG.TR.S. HN1C01F G NPNX2	BA20015050	JY02	/A/C/F/L		TERMINAL YKC21-4139	YT02030680
QV07		4822 130 10698	CHIP TRS. 2SA1586 Y GR 2SA1576A Q R	HX100012A0		/S		G.B.R VERTICAL AU	
QV08		4822 111 92186	DIG.TR.S. HN1C01F G NPNX2	BA20015050	L801	/N	9965 000 06669	JACK YKF45-300T D	YJ11000660
QV09		4822 130 10698	CHIP TRS. 2SA1586 Y GR 2SA1576A Q R	HX100012A0				CONNECTOR ANGLE	
QV10		4822 111 92186	DIG.TR.S. HN1C01F G NPNX2	BA20015050	L805			RELAY ED2-12NU NEC 12V	LY20120620
QV11		4822 130 10698	CHIP TRS. 2SA1586 Y GR 2SA1576A Q R	HX100012A0	L950	/N	9965 000 06669	RELAY ED2-12NU NEC 12V	LY20120620
QV12		4822 130 60669	CHIP TRS. 2SC4081 Q R 2SC4116 Y GR	HX300012A0	L951	/N	9965 000 06669	RELAY ED2-12NU NEC 12V	LY20120620
QV13		4822 130 60669	CHIP TRS. 2SC4081 Q R 2SC4116 Y GR	HX300012A0	LB01		4822 157 63716	CHOKO COIL 6.8μH J%	LC16823900
QV14		4822 130 60669	CHIP TRS. 2SC4081 Q R 2SC4116 Y GR	HX300012A0	LB02		4822 157 63716	CHOKO COIL 6.8μH J%	LC16823900
QV15		4822 111 92189	DIG.TR.S. HN1B01F	BA90009050	LB04		9965 000 11686	CHOKO COIL 12μH EL0405	LC11233900
QV16		4822 111 92189	DIG.TR.S. HN1B01F	BA90009050	LB05		9965 000 11686	CHOKO COIL 12μH EL0405	LC11233900
QV17		4822 111 92189	DIG.TR.S. HN1B01F	BA90009050	LB07	/N	9965 000 06669	RELAY ED2-12NU NEC 12V	LY20120620
QV18		4822 130 60669	CHIP TRS. 2SC4081 Q R 2SC4116 Y GR	HX300012A0	LB08		4822 116 82487	CHIP RES. 0Ω ±5% 1/16W	NN05000610
QV19		4822 130 10698	CHIP TRS. 2SA1586 Y GR 2SA1576A Q R	HX100012A0	LB09	/A/C/F/L	4822 116 82487	CHIP RES. 0Ω ±5% 1/16W	NN05000610
QV21		4822 130 61906	DIG.TR.S. DTC114EU	BA20035210	LC01		4822 157 63716	CHOKO COIL 6.8μH J%	LC16823900
QV22		4822 130 61903	DIG.TR.S. DTA114EU	BA10026210	LC02		4822 157 63716	CHOKO COIL 6.8μH J%	LC16823900
QV23		4822 130 61906	DIG.TR.S. DTC114EU	BA20035210	LC04		9965 000 11686	CHOKO COIL 12μH EL0405	LC11233900
QV24		4822 130 61903	DIG.TR.S. DTA114EU	BA10026210	LC05		9965 000 11686	CHOKO COIL 12μH EL0405	LC11233900
QV25		4822 130 10698	CHIP TRS. 2SA1586 Y GR 2SA1576A Q R	HX100012A0	LC08		4822 116 82487	CHIP RES. 0Ω ±5% 1/16W	NN05000610
QV26		4822 130 10698	CHIP TRS. 2SA1586 Y GR 2SA1576A Q R	HX100012A0	LC09	/A/C/F/L	4822 116 82487	CHIP RES. 0Ω ±5% 1/16W	NN05000610
QV27		4822 130 10698	CHIP TRS. 2SA1586 Y GR 2SA1576A Q R	HX100012A0	LV01	/S		CHOKO COIL 15μH J%	LC11533900
QY01		4822 130 10698	CHIP TRS. 2SA1586 Y GR 2SA1576A Q R	HX100012A0	LV02		4822 157 60445	CHOKO COIL 15μH J%	LC11533900
QY02		4822 130 60669	CHIP TRS. 2SC4081 Q R 2SC4116 Y GR	HX300012A0	LV03		4822 157 60445	CHOKO COIL 15μH J%	LC11533900
QY03		4822 130 10698	CHIP TRS. 2SA1586 Y GR 2SA1576A Q R	HX100012A0	LV04	/N	4822 157 60445	CHOKO COIL 15μH J%	LC11533900
QY04		4822 130 60669	CHIP TRS. 2SC4081 Q R 2SC4116 Y GR	HX300012A0	LV05		4822 157 60445	CHOKO COIL 15μH J%	LC11533900
QY05		4822 209 31421	IC TC4W53F	HC10333050	LV06		4822 157 60445	CHOKO COIL 15μH J%	LC11533900
QY06		9965 000 11676	IC TK15450M	HC10037420	LV07		9965 000 11686	CHOKO COIL 12μH EL0405	LC11233900
QY07	/N	4822 130 61906	DIG.TR.S. DTC114EU	BA20035210	LV08		9965 000 11686	CHOKO COIL 12μH EL0405	LC11233900
QY08	/N	4822 130 61903	DIG.TR.S. DTA114EU	BA10026210	LV10		9965 000 11686	CHOKO COIL 12μH EL0405	LC11233900
QY09		4822 130 60669	CHIP TRS. 2SC4081 Q R 2SC4116 Y GR	HX300012A0	LV11		9965 000 11686	CHOKO COIL 12μH EL0405	LC11233900
QY10		4822 130 10698	CHIP TRS. 2SA1586 Y GR 2SA1576A Q R	HX100012A0	LV13		4822 116 82487	CHIP RES. 0Ω ±5% 1/16W	NN05000610
QY12	/A/C/F/L	4822 130 61906	DIG.TR.S. DTC114EU	BA20035210	LV14		4822 116 82487	CHIP RES. 0Ω ±5% 1/16W	NN05000610
QY13	/S	4822 130 10698	CHIP TRS. 2SA1586 Y GR 2SA1576A Q R	HX100012A0	LV15		4822 116 82487	CHIP RES. 0Ω ±5% 1/16W	NN05000610
QY14		4822 130 10698	CHIP TRS. 2SA1586 Y GR 2SA1576A Q R	HX100012A0	LV16		4822 116 82487	CHIP RES. 0Ω ±5% 1/16W	NN05000610
QY15		4822 130 10698	CHIP TRS. 2SA1586 Y GR 2SA1576A Q R	HX100012A0	LV17			EMI FILTER BLM11B102S	FN31010030
QY16		4822 130 60669	CHIP TRS. 2SC4081 Q R 2SC4116 Y GR	HX300012A0	LV24				
					LV25		4822 526 10691	FERRITE CORE TFCK-16-8-13	FC50160030
					LY01		4822 157 63716	CHOKO COIL 6.8μH J%	LC16823900
					LY02		4822 157 63716	CHOKO COIL 6.8μH J%	LC16823900
					LY04		9965 000 11686	CHOKO COIL 12μH EL0405	LC11233900
					LY05		9965 000 11686	CHOKO COIL 12μH EL0405	LC11233900
					LY07	/N	9965 000 06669	RELAY ED2-12NU NEC 12V	LY20120620
					LY08		4822 116 82487	CHIP RES. 0Ω ±5% 1/16W	NN05000610
					LY09	/A/C/F/L	4822 116 82487	CHIP RES. 0Ω ±5% 1/16W	NN05000610
						/S			


NOTE : *nsp* PART IS LISTED FOR REFERENCE ONLY, MARANTZ WILL NOT SUPPLY THESE PARTS.

Service Manual

DB-VLD101
DB-VLD102

DVD Loader for MARANTZ

DVD Player : DV2100
DV-12S1



The DVD loader is different with each product.
Refer to the following table.

Model	Vers.
DV2100	DB-VLD101
DV-12S1	DB-VLD102

TABLE OF CONTENTS

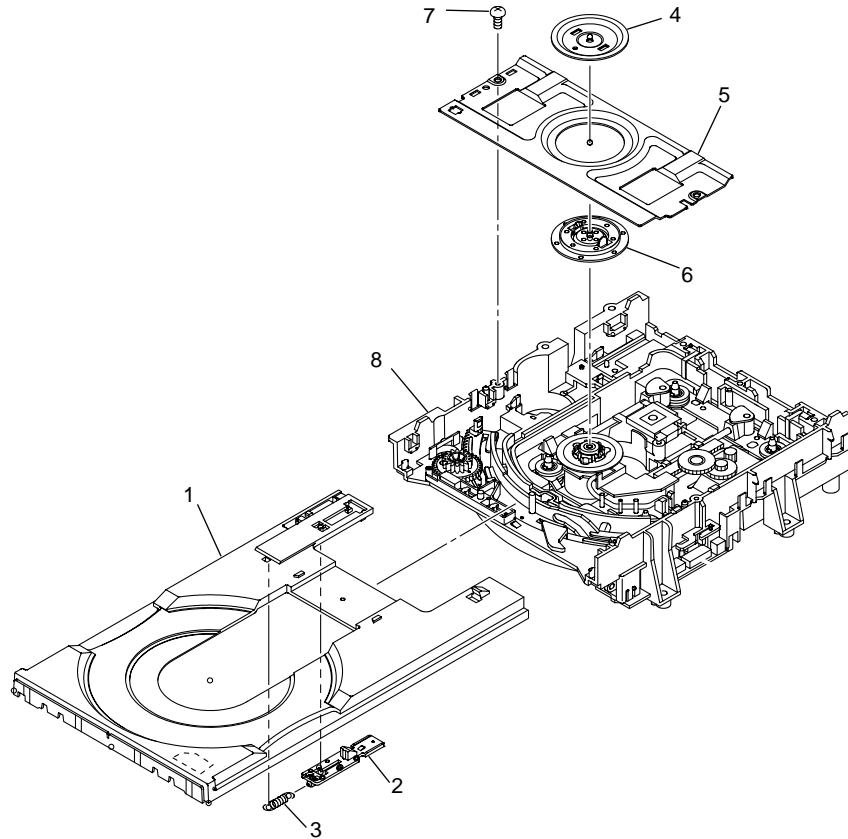
SECTION	PAGE
2. DB-VLD 101/102 (DVD Loader for MARANTZ)	
2.1 EXTERIOR	2-1
2.2 LOADING MECHANISM ASS'Y	2-2
2.3 TRAVERSE MECHANISM ASS'Y	2-3

Please use this service manual with referring to the user guide (D.F.U) without fail.
修理の際は、必ず取り扱い説明書を準備し操作方法を確認の上作業を行ってください。

marantz®

DB-VLD101/102

2.1 EXTERIOR

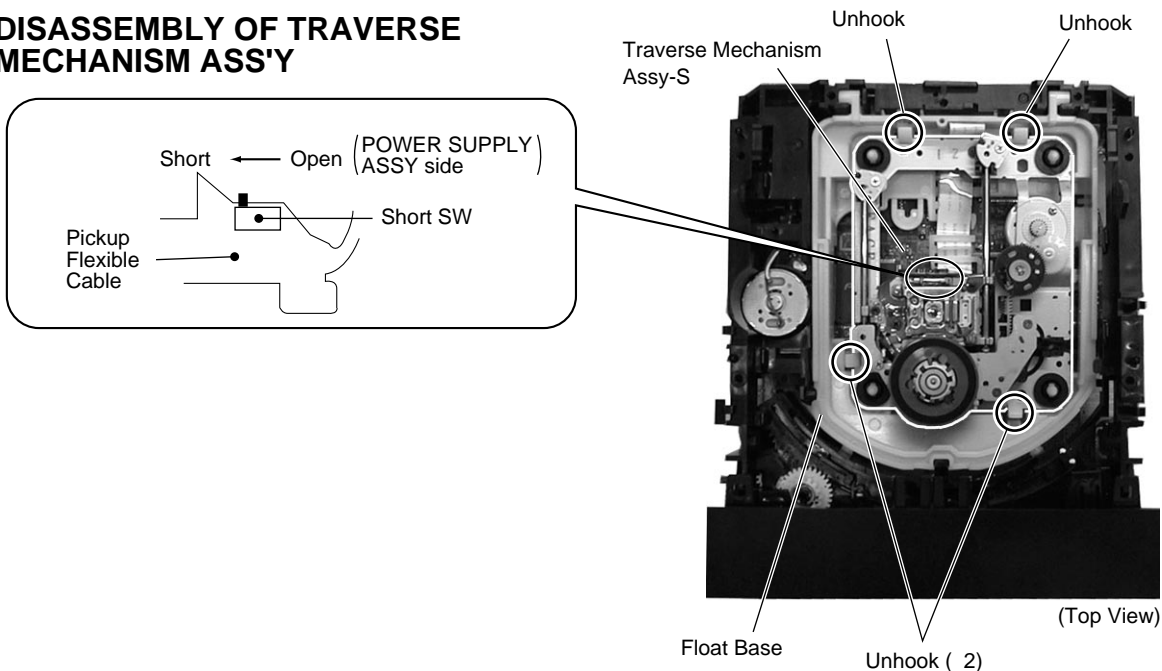


● EXTERIOR PARTS LIST

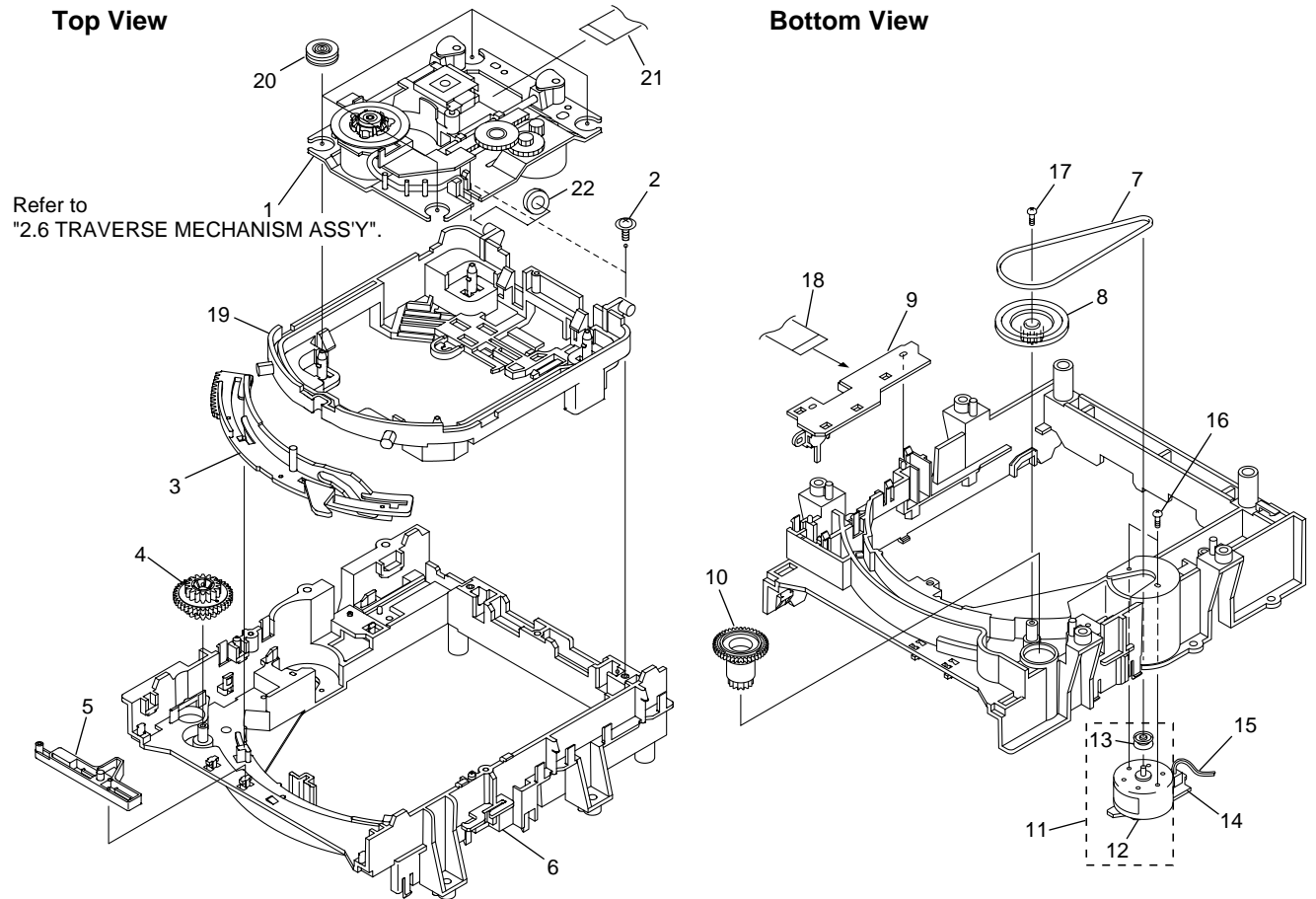
Mark	No.	Ver. (DB-VPBxxx)	Part No. (for PCS)	Description	Part No. (for MJI)
	1	101 (DV2100)	9965 000 10282	VNL1731 Tray (BLACK)	404K163110
	1	102 (DV-12S1)	9965 000 11714	VNK4333 Tray (GRAY)	411K163010
	2		9965 000 10283	VNL1739 Tray Stopper	404K114110
	3		9965 000 10284	VBH1277 Tray Stopper Spring	404K115110
	4		9965 000 10285	VNE2068 Clamper Plate	404K005110
	5		9965 000 10286	VNE2069 Bridge	404K104110
	6		9965 000 07948	VNL1738 Clamper	402K005210
NSP	7		---	BPZ26P080FZK Screw	---
NSP	8		---	VWT1162 Loading Mechanism Assy	---

NOTE : "NSP" PART IS LISTED FOR REFERENCE ONLY, MARANTZ WILL NOT SUPPLY THESE PARTS.

● DISASSEMBLY OF TRAVERSE MECHANISM ASS'Y



2.2 LOADING MECHANISM ASS'Y



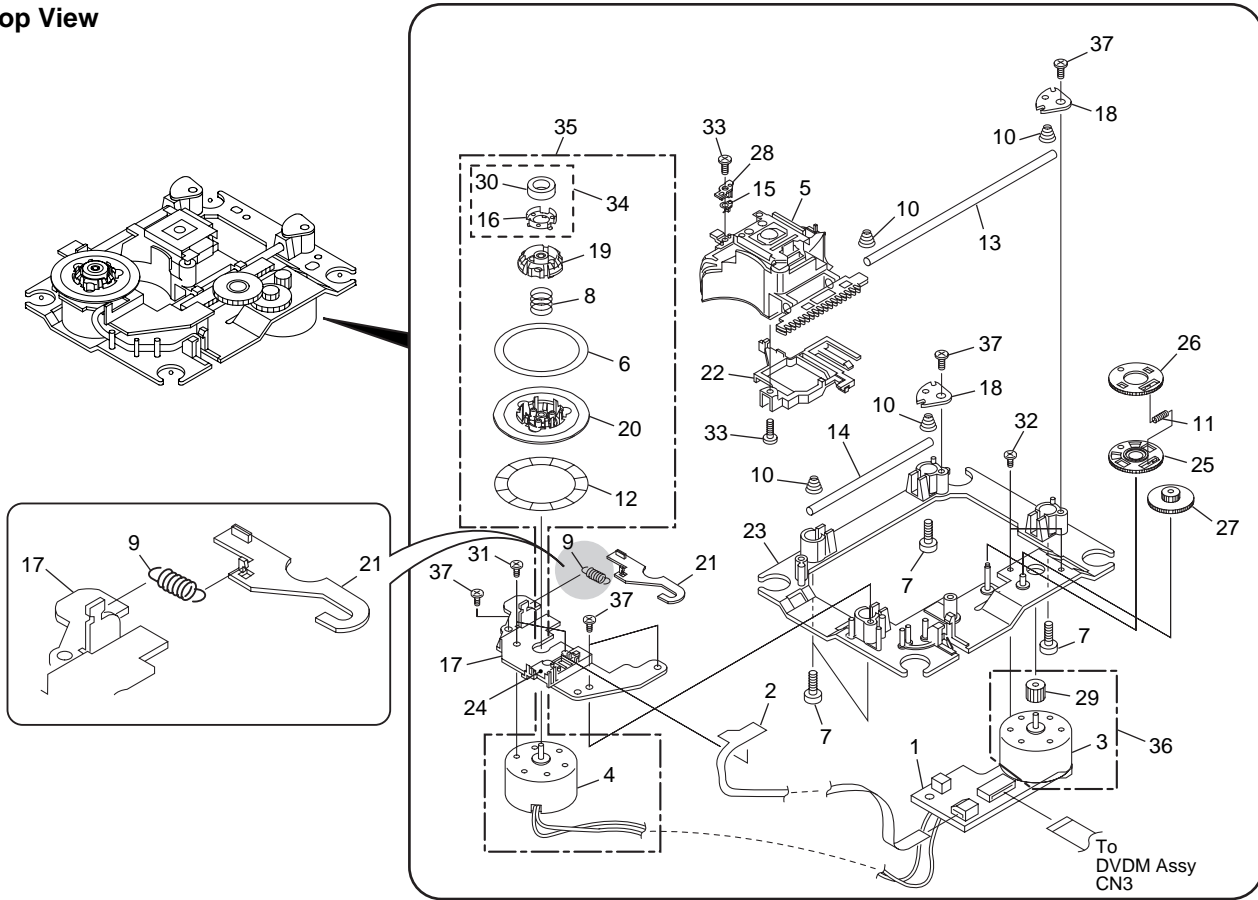
● LOADING MECHANISM ASS'Y PARTS LIST

Mark	No.	Part No. (for PCS)	Description	Part No. (for MJI)
NSP	1	9965 000 07935	VXX2653 Traverse Mechanism Assy-S	*ZK000310R
	2	---	DBA1006 Screw	---
	3	9965 000 10287	VNL1736 Drive Cam	404K054110
NSP	4	9965 000 10288	VNL1735 Drive Gear	404K058110
	5	9965 000 07938	VNL1820 Lock Plate	402K104210
	6	---	VNL1854 Loading Base	404K105110
NSP	7	9965 000 10290	VEB1260 Belt	404K264110
	8	---	VNL1733 Gear Pulley	404K262110
	9	---	VWG1885 LOSB Assy	---
NSP	10	9965 000 10292	VNL1734 Loading Gear	404K058210
	11	9965 000 07942	VXX2505 Loading Motor Assy	*ZZ001600R
	12	---	PXM1027 DC Motor/0.3W	---
NSP	13	---	PNW1634 Motor Pulley	296W262010
NSP	14	---	VWG1886 LOMB Assy	---
NSP	15	---	VKP2218 Connector Assy (LOMB CN401--LOS B CN303)	---
NSP	16	---	VBA1055 Screw	---
NSP	17	---	Z39-019 Screw	---
	18	9965 000 10294	VDA1698 Flexible Cable (08P) (LOS B CN302--SMEB CN202)	*YU000890R
	19	9965 000 10295	VNL1815 Float Base	404K104210
	20	9965 000 07945	VEB1286 Floating Rubber	402K056210
	21	9965 000 10296	VDA1701 (VDA1748) Flexible Cable (24P) (Pickup Assy--DVDM CN4)	*YU000900R
	22	---	VEB1312 Cushion	404K056110

NOTE : "NSP" PART IS LISTED FOR REFERENCE ONLY, MARANTZ WILL NOT SUPPLY THESE PARTS.

2.3 TRAVERSE MECHANISM ASS'Y

Top View



TRAVERSE MECHANISM ASS'Y PARTS LIST

Mark	No.	Part No. (for PCS)	Description	Part No. (for MJ)
NSP	1	—	VWG2048, SMEB Assy	—
NSP	2	—	VWG2009, FGSB Assy	—
NSP	3	—	VXM1079, Motor	—
NSP	4	—	VXM1084, Motor	—
△NSP	5	—	VWY1055, Pickup Assy	—
NSP	6	—	DEC2040, Table Sheet	—
NSP	7	—	VBA1058, Screw	—
NSP	8	—	VBH1278, Centering Spring	—
	9	9965 000 07950	VBH1317, Hook Spring	296W115050
	10	9965 000 07951	VBH1303, Skew Spring	296W115060
	11	9965 000 07952	VBH1308, Gear Spring	296W115070
NSP	12	—	VEC1959, Reflected Sheet	—
NSP	13	—	VLL1504, Guide Bar	—
NSP	14	—	VLL1505, Sub-guide Bar	—
	15	9965 000 07953	VNC1017, Hold Spring	296W115080
NSP	16	—	VNE2070, Magnet Holder	—
NSP	17	—	VNE2154, Motor Base	—
NSP	18	—	VNE2155, Cover	—
NSP	19	—	VNL1746, Centering Ring	—

Mark	No.	Part No. (for PCS)	Description	Part No. (for MJ)
NSP	20	—	VNL1747, Disc Table	—
	21	9965 000 07954	VNL1770, Hook	296W258010
NSP	22	—	VNL1802, FFC Holder	—
NSP	23	—	VNL1806, Mechanism Base	—
NSP	24	—	VNL1807, FG Holder	—
	25	9965 000 07955	VNL1808, Gear A	296W058090
	26	9965 000 07956	VNL1809, Gear B	296W058100
	27	9965 000 07957	VNL1810, Gear C	296W058110
	28	9965 000 07958	VNL1811, Slider	296W125010
NSP	29	—	VNL1814, Gear D	—
NSP	30	—	VYM1024, Magnet	—
NSP	31	—	JFZ17P025FZK, Screw	—
NSP	32	—	JGZ17P028FMC, Screw	—
NSP	33	—	VBA1051, Screw	—
NSP	34	—	VXX2507, Magnet Holder Assy	—
	35	9965 000 07959	VXX2649, Spindle Motor Assy	*ZK000290R
	36	9965 000 07960	VXX2650, Carriage Motor Assy	*ZK000300R
NSP	37	—	PBA1069, Screw	—


NOTE : "NSP" PART IS LISTED FOR REFERENCE ONLY, MARANTZ WILL NOT SUPPLY THESE PARTS.

Service Manual

DB-VPB231, DB-VPB232, DB-VPB233

DVD PCB Module for MARANTZ

DVD Player : DV-12S1



The DVD PCB module is different with each version.
Refer to the following table.

Model	Vers.		
	/F/U	/A/C/L/S	/N
DV-12S1	DB-VPB231	DB-VPB232	DB-VPB233

TABLE OF CONTENTS

SECTION	PAGE
3. DB-VPB231/232/233 (DVD PCB Module for MARANTZ)	
3.1 DIAGRAMS (BLOCK, WIRING, SCHEMATIC)	3-2
3.2 PCB CONNECTION DIAGRAM.....	3-17
3.3 GENERAL INFORMATION (ADJ., ID NUMBER., TEST MODE., TROUBL., IC.).....	3-20
3.4 PCB PARTS LIST.....	3-43

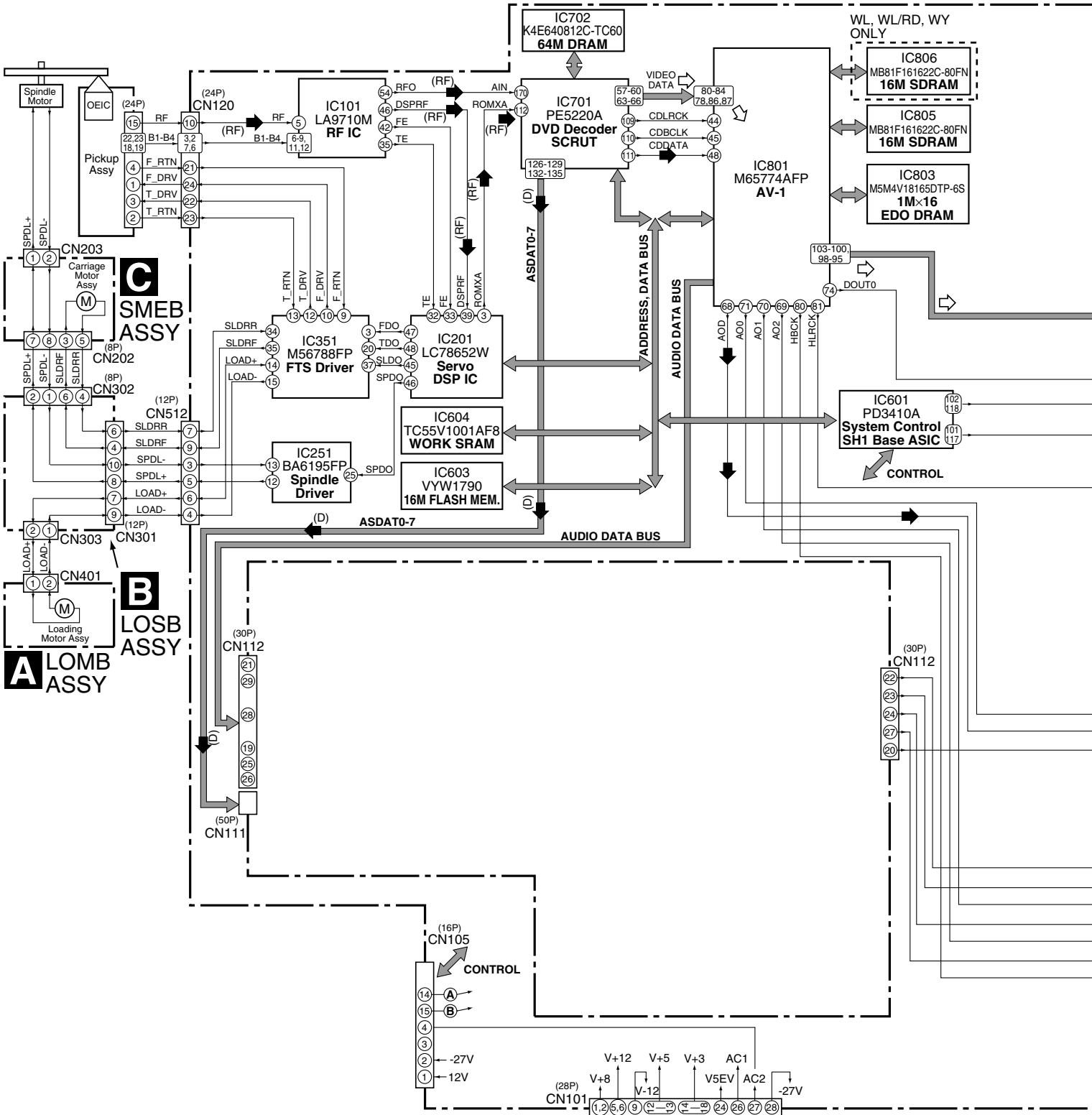
Please use this service manual with referring to the user guide (D.F.U.) without fail.
修理の際は、必ず取扱説明書を準備し操作方法を確認の上作業を行ってください。

marantz®





DB-VPB231/232/233

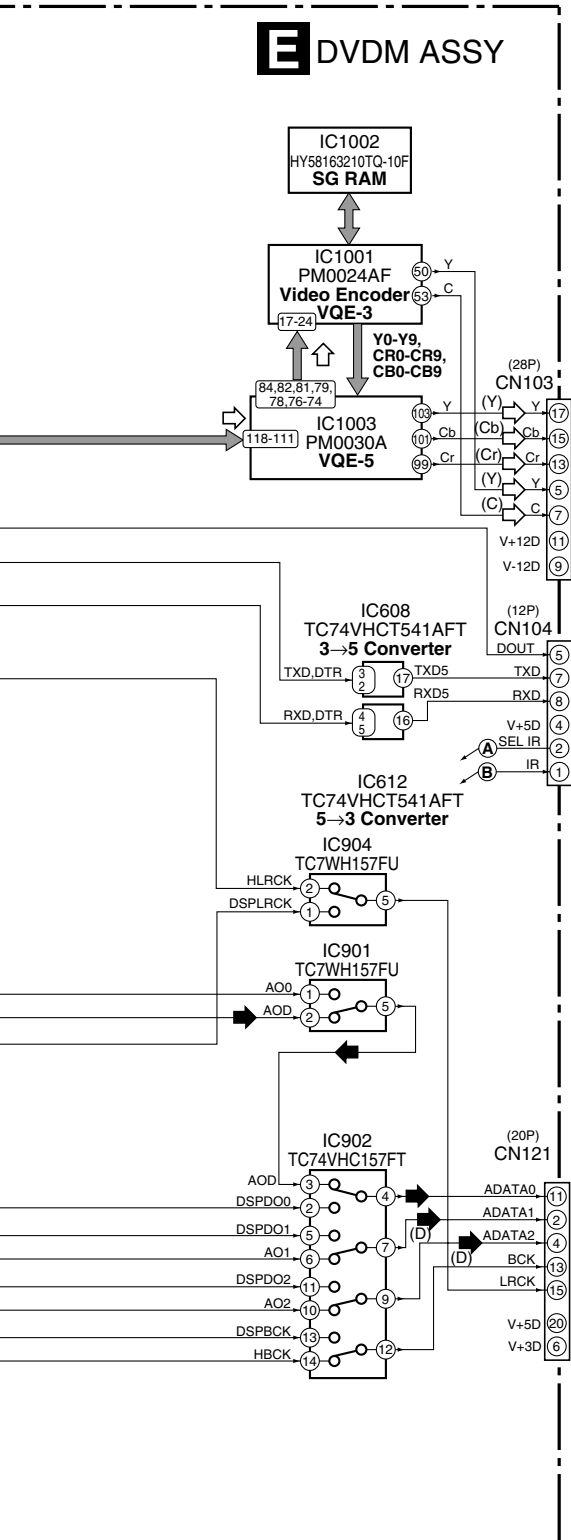
3.1 BLOCK DIAGRAM AND SCHEMATIC DIAGRAM

BLOCK DIAGRAM

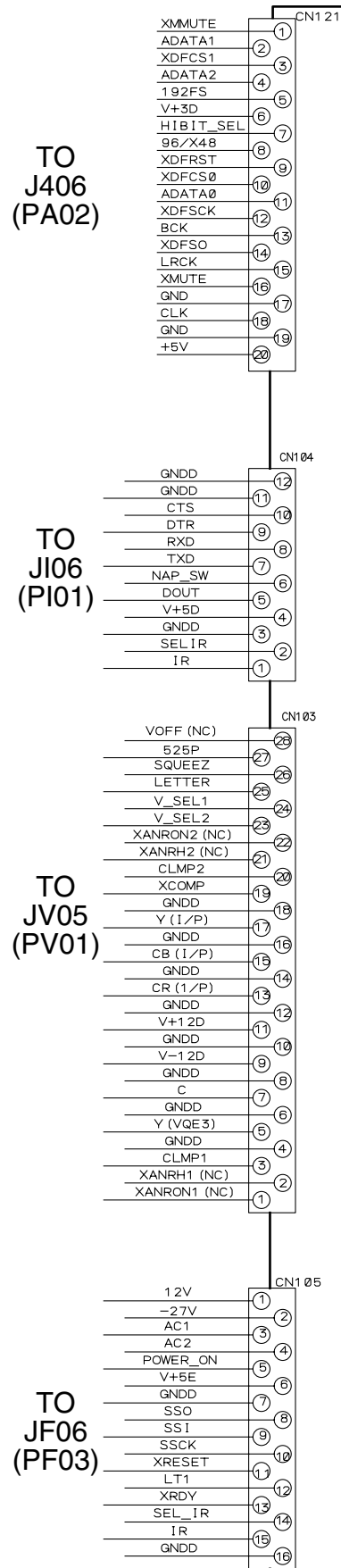


DVDM ASSY

- (RF)  : RF SIGNAL ROUTE
-  : AUDIO SIGNAL ROUTE
- (D)  : AUDIO DATA ROUTE
-  : VIDEO SIGNAL ROUTE



WIRING DIAGRAM

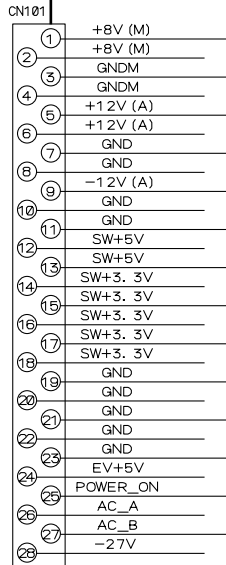
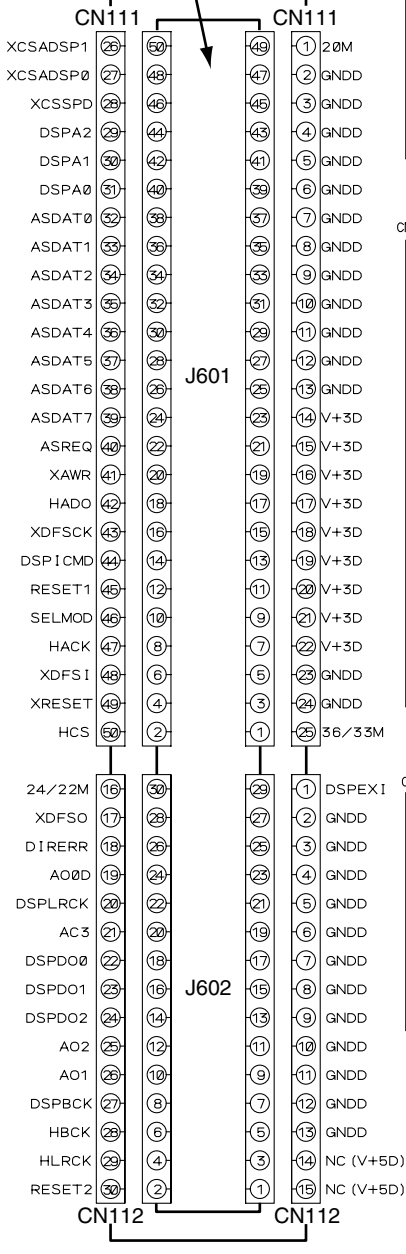


E (E 1/5 - E 5/5)

DVDM ASSY
 (F, U : VWS1481)
 (C, L, A, S : VWS1505)
 (N : VWS1482)

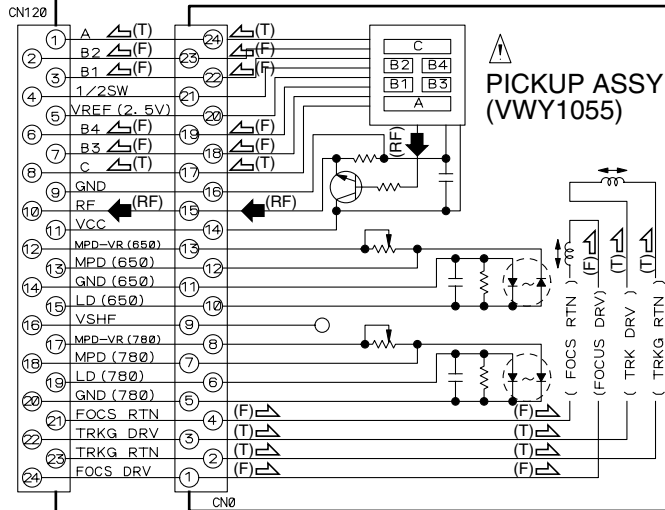
F (F 1/2, F 2/2)

PD01

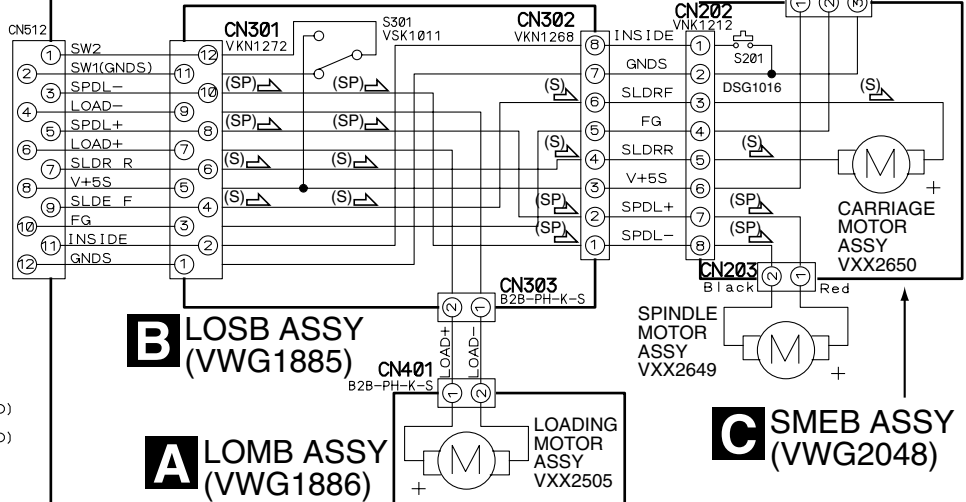
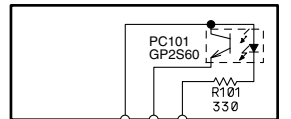


TO
 JP05
 (PS01)

(RF) : RF SIGNAL ROUTE
 (F) : FOCUS SERVO LOOP LINE
 (T) : TRACKING SERVO LOOP LINE
 (S) : SLIDER SERVO LOOP LINE
 (SP) : SPINDLE SERVO LOOP LINE



D FGSB ASSY (VWG2009)



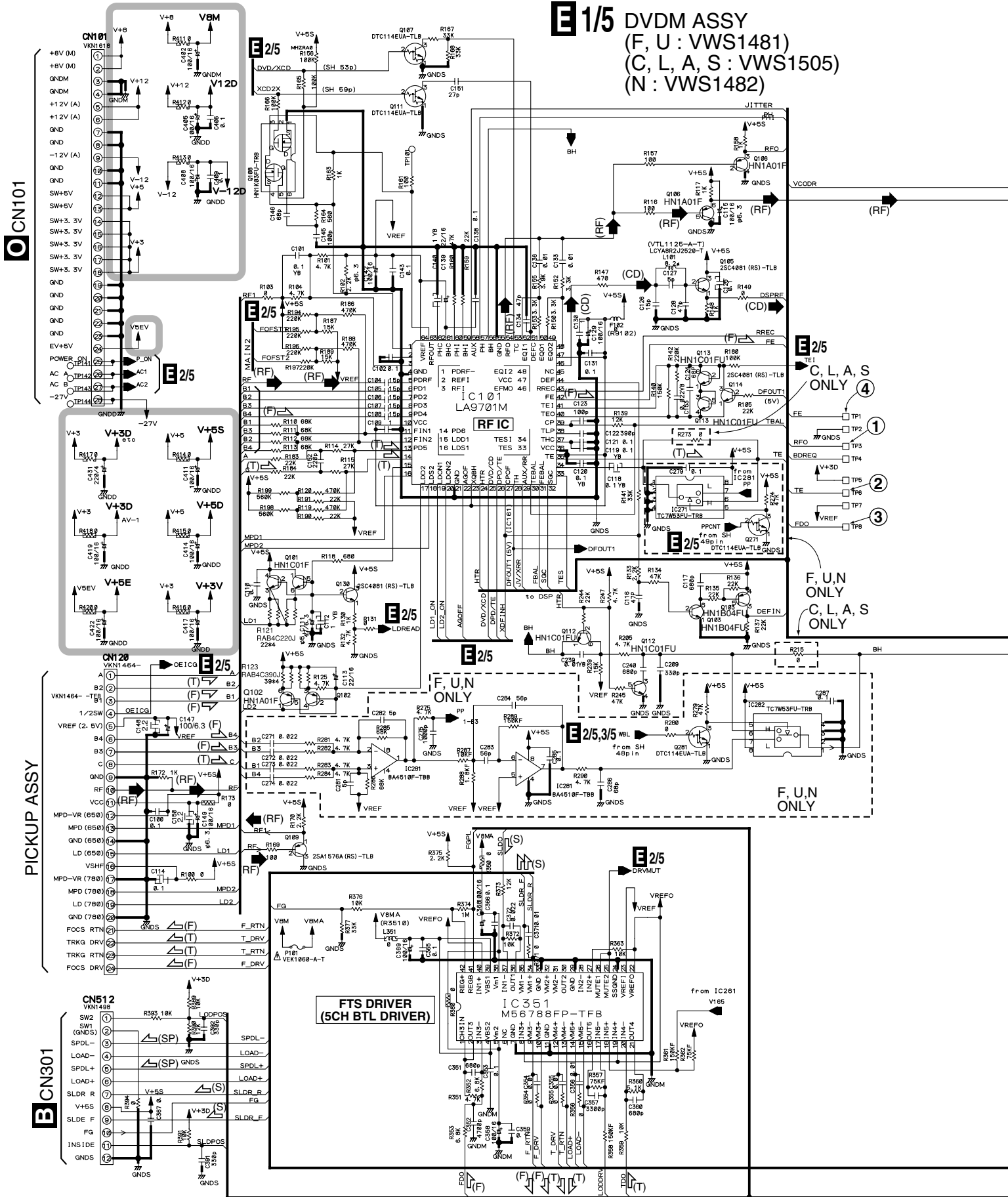
B LOSB ASSY (VWG1885)

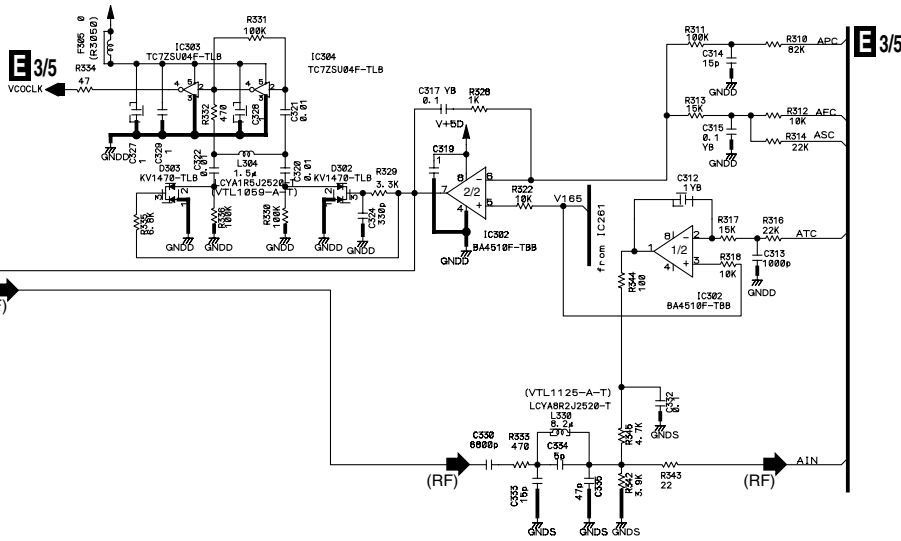
A LOMB ASSY (VWG1886)

C SMEB ASSY (VWG2048)

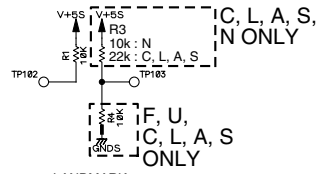
SCHEMATIC DIAGRAM

E 1/5 DVDM ASSY
 (F, U : VWS1481)
 (C, L, A, S : VWS1505)
 (N : VWS1482)

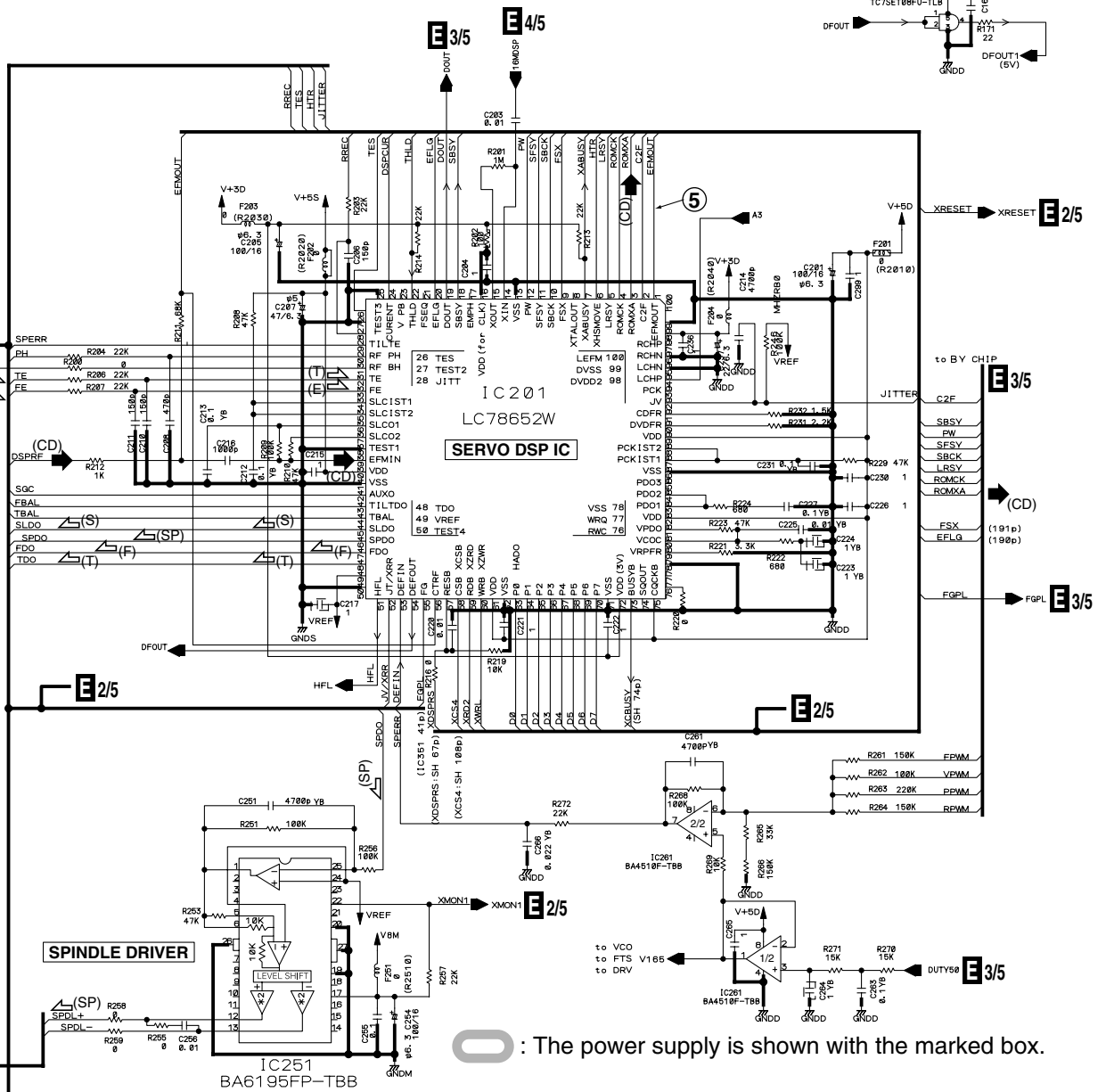
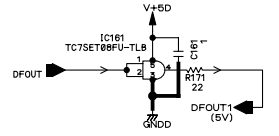




- (RF) : RF SIGNAL ROUTE
- (CD) : CD DATA SIGNAL ROUTE
- (F) : FOCUS SERVO LOOP LINE
- (T) : TRACKING SERVO LOOP LINE
- (S) : SLIDER SERVO LOOP LINE
- (SP) : SPINDLE SERVO LOOP LINE

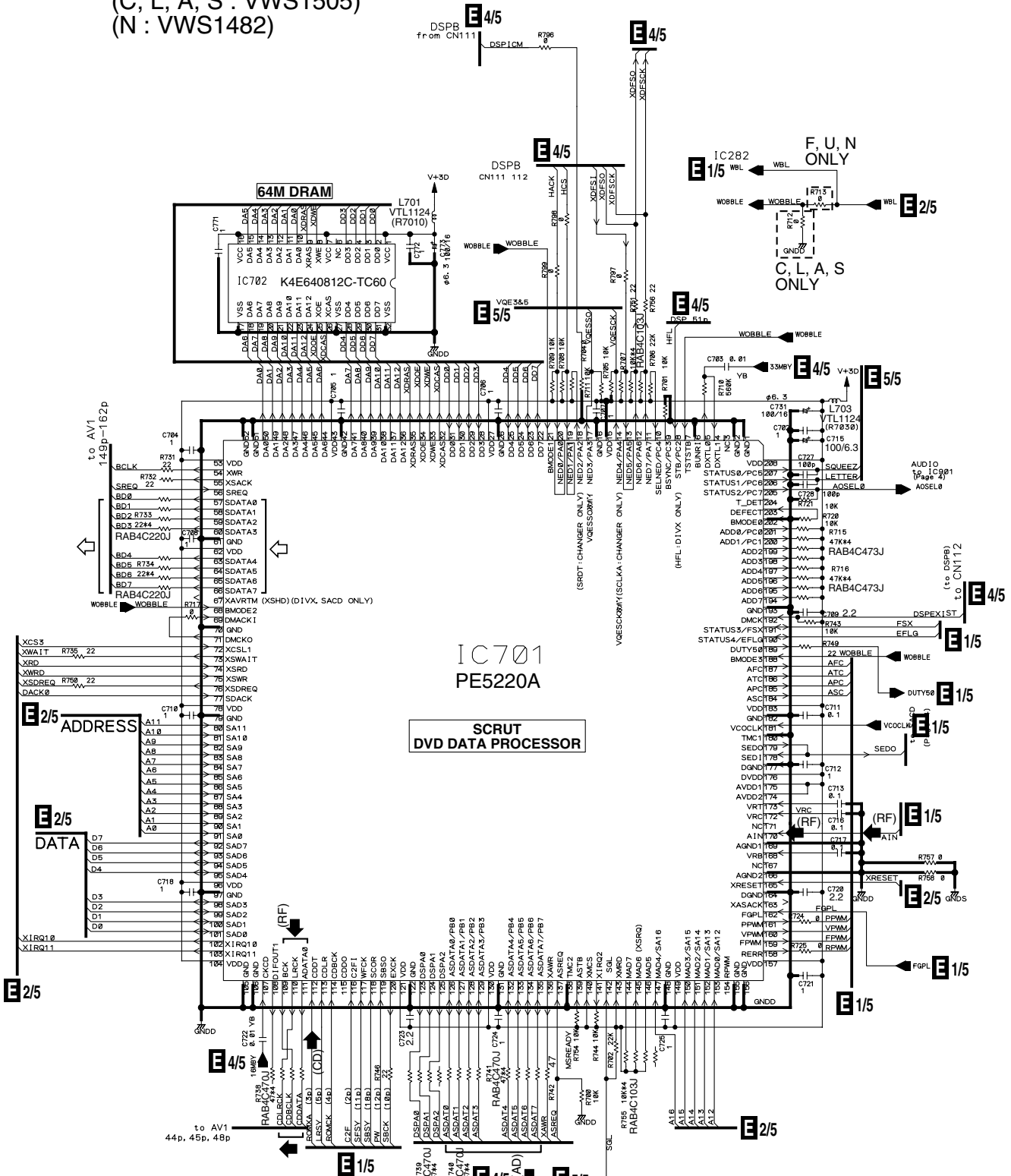


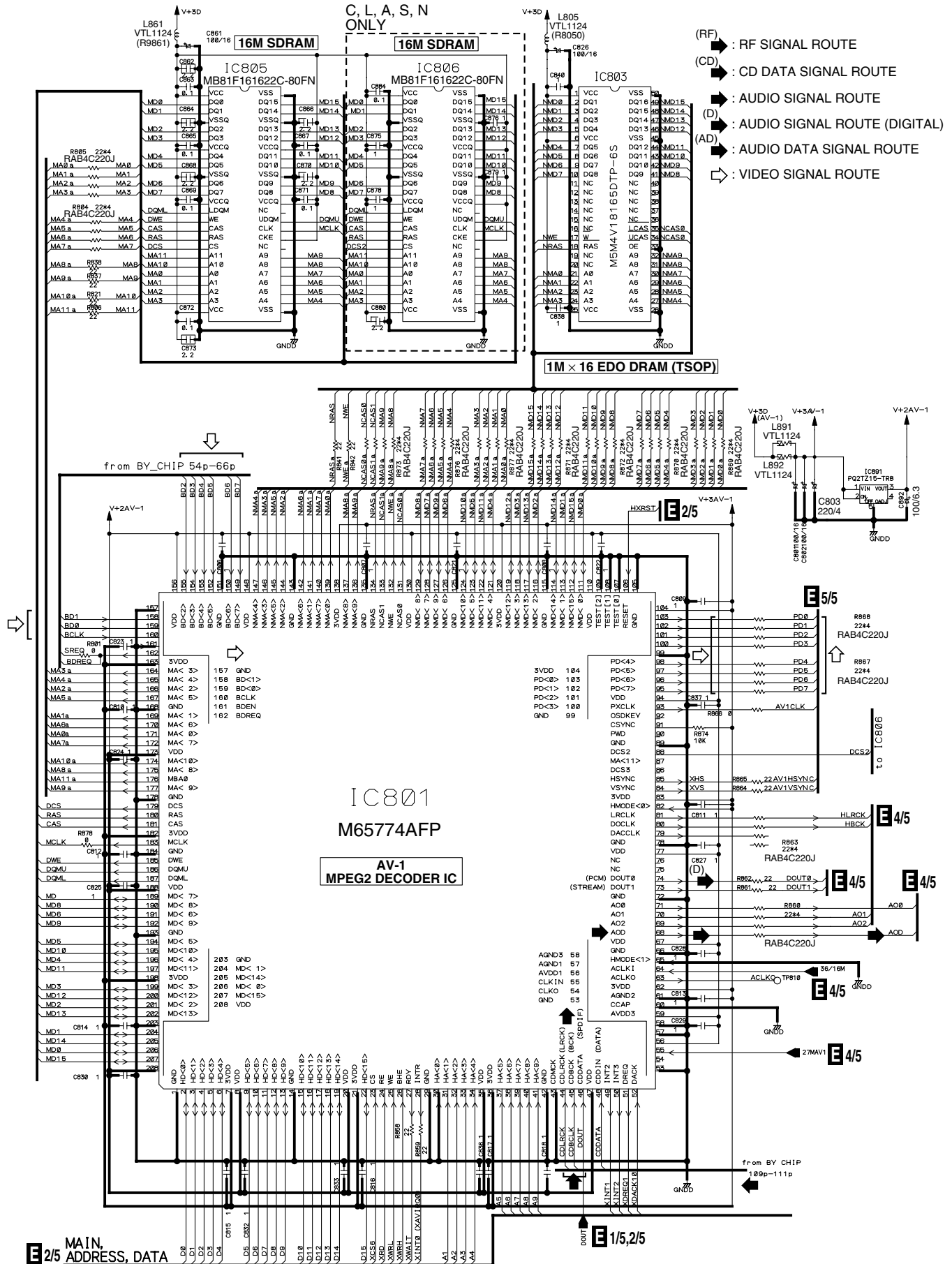
3 → 5
CONVERTER

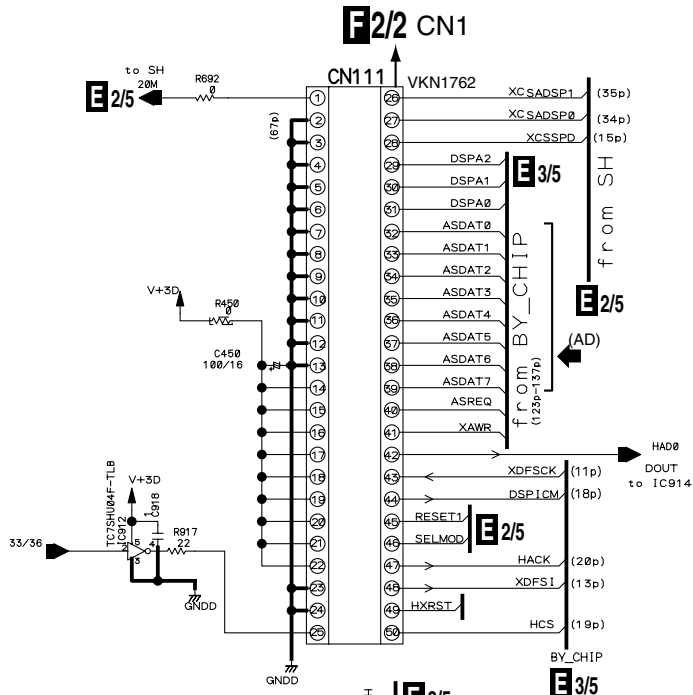


○ : The power supply is shown with the marked box.

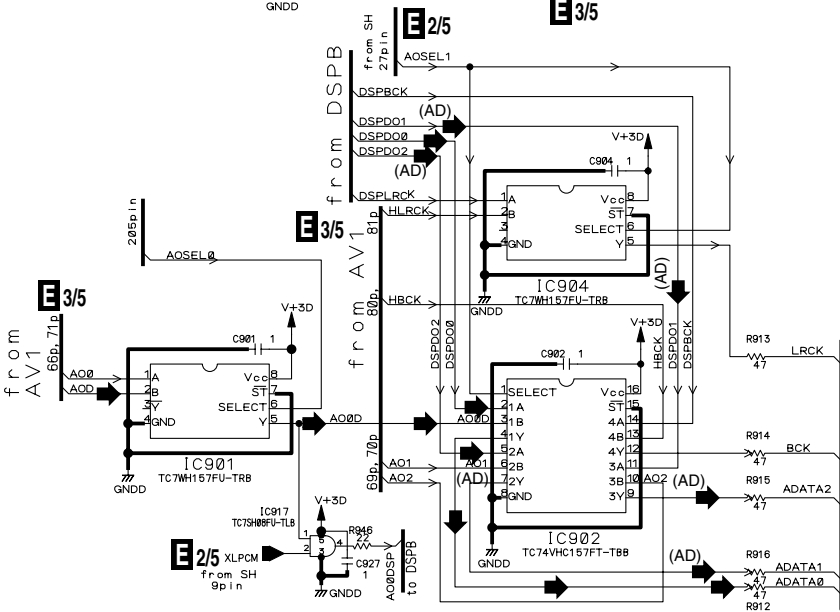
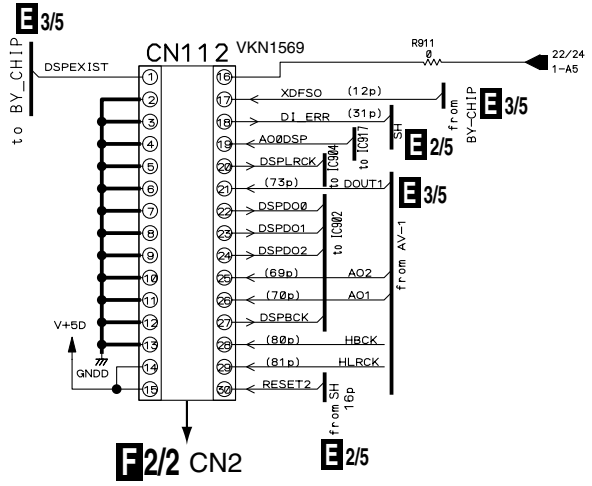
E 3/5 DVDM ASSY
 (F, U : VWS1481)
 (C, L, A, S : VWS1505)
 (N : VWS1482)



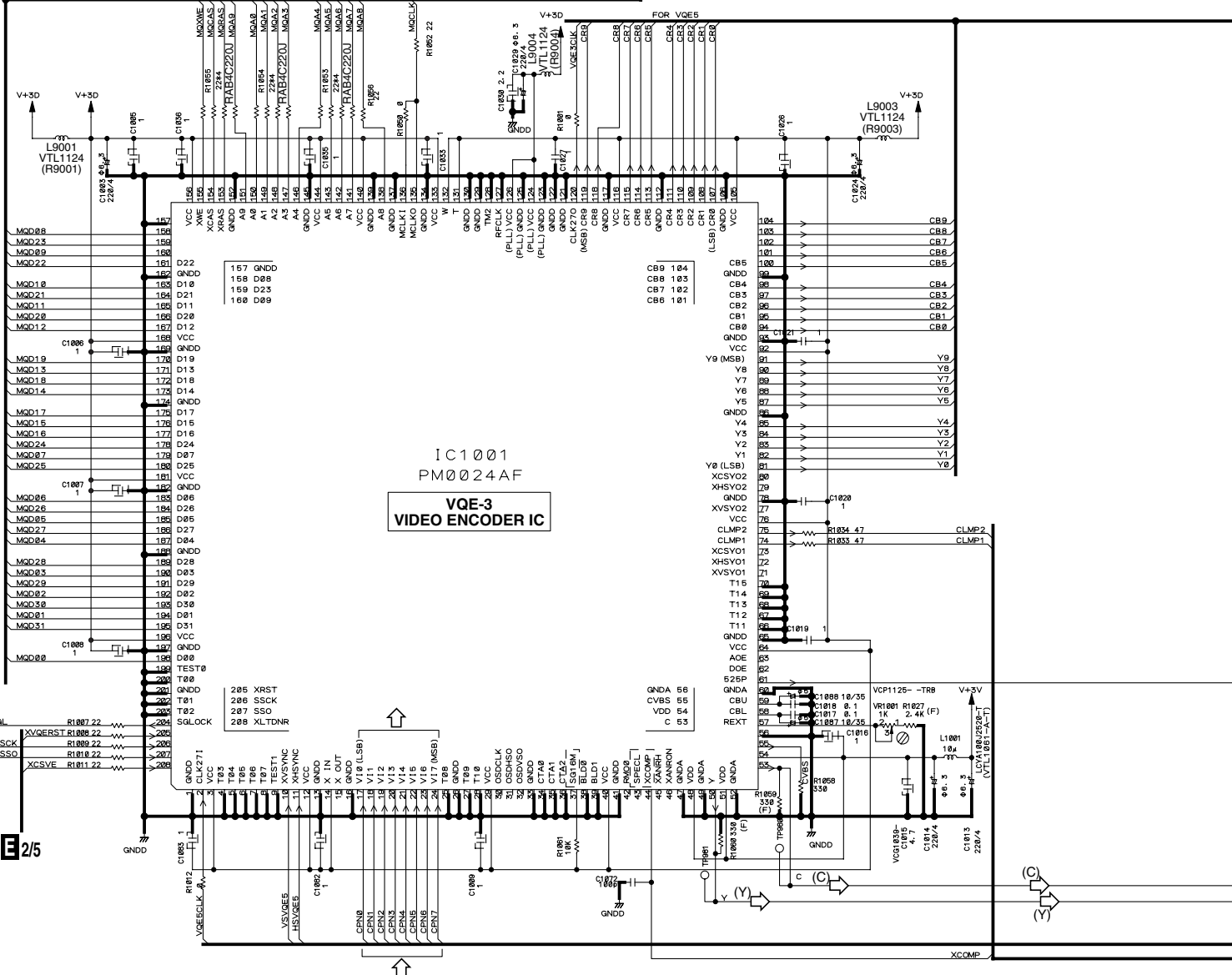
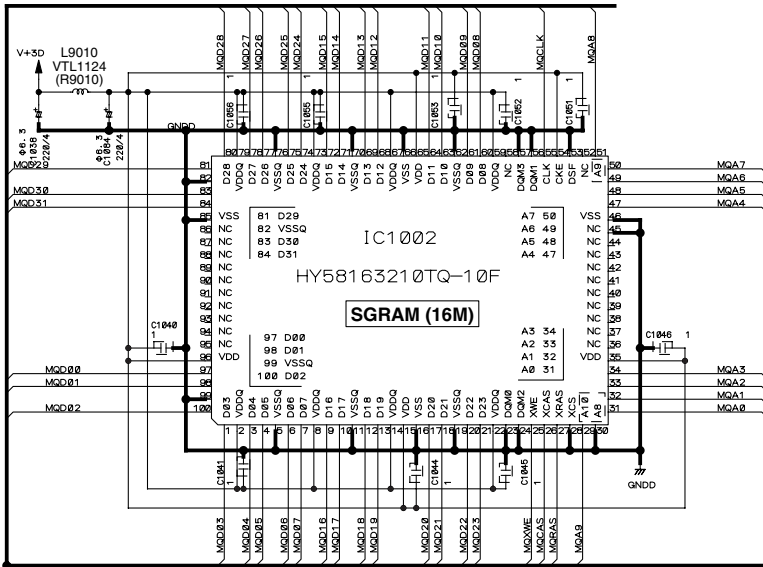




E 4/5 DVDM ASSY
(F, U : VWS1481)
(C, L, A, S : VWS1505)
(N : VWS1482)



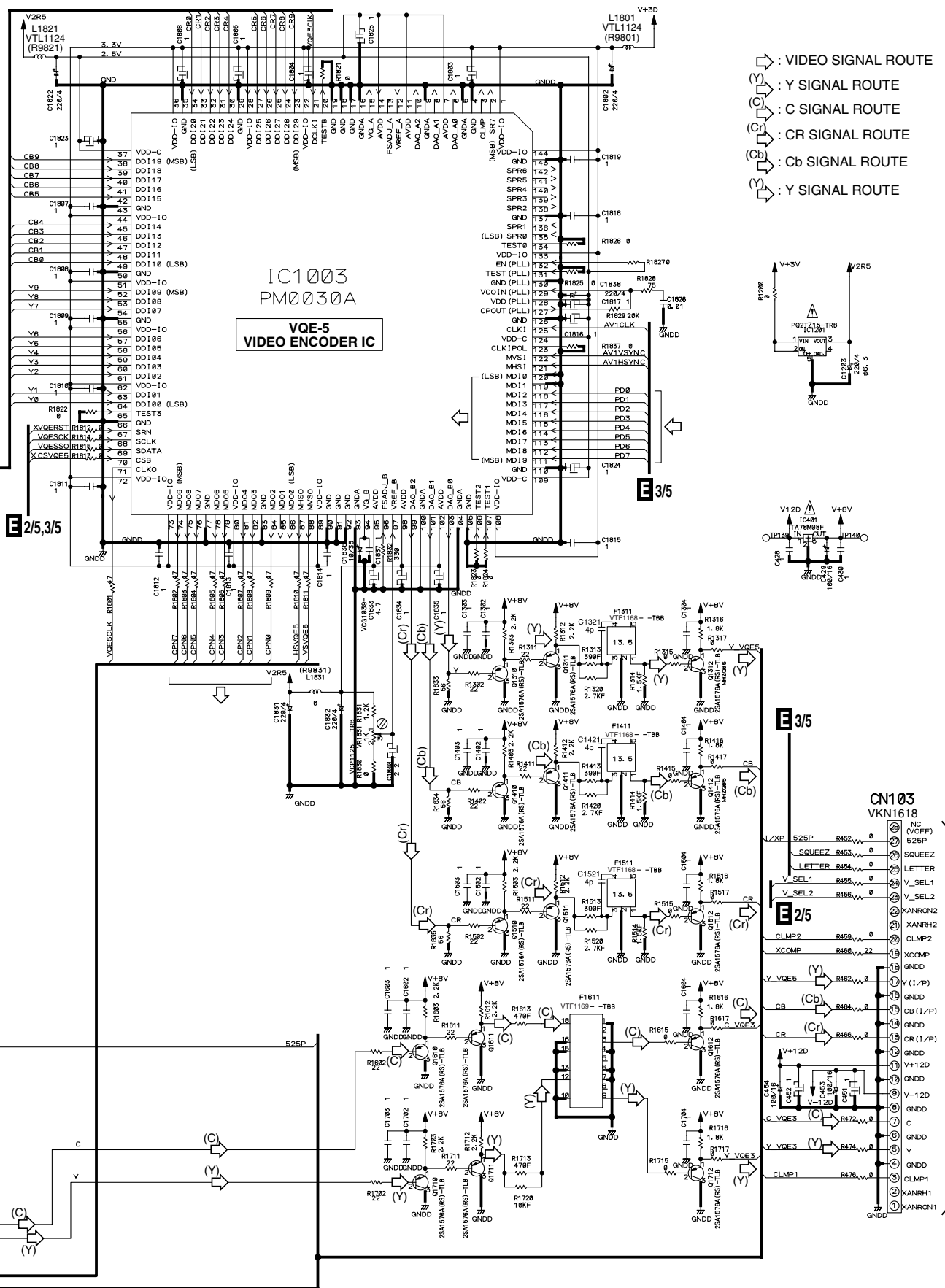
E 5/5 DVDM ASSY
 (F, U : VWS1481)
 (C, L, A, S : VWS1505)
 (N : VWS1482)



E 3/5

E 3/5

E 2/5



IC1003
PM0030A
VQE-5
VIDEO ENCODER IC

- ↔ : VIDEO SIGNAL ROUTE
- ↔ : Y SIGNAL ROUTE
- ↔ : C SIGNAL ROUTE
- ↔ : CR SIGNAL ROUTE
- ↔ : Cb SIGNAL ROUTE
- ↔ : Y SIGNAL ROUTE

E 2/5,3/5

E 3/5

E 3/5

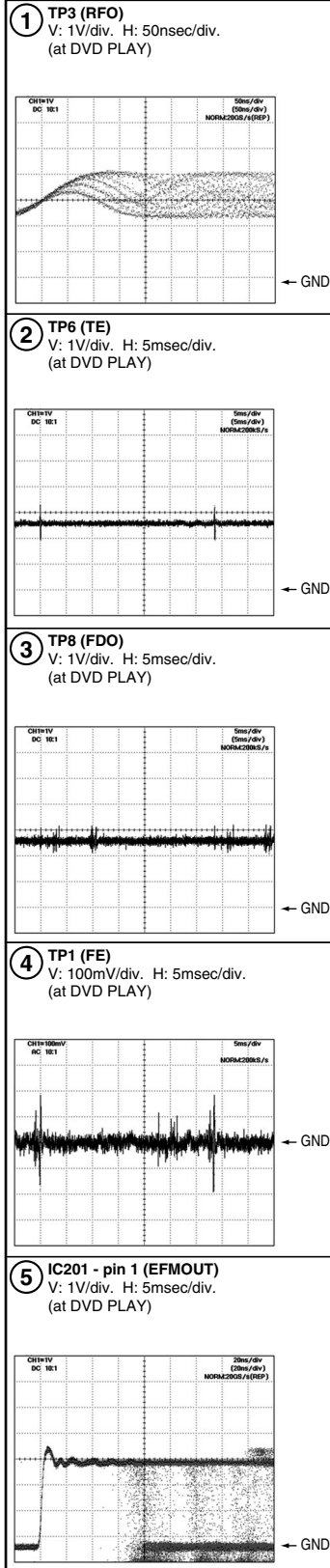
E 2/5

CN611

WAVEFORMS

Note : The encircled numbers denote measuring point in the schematic diagram.

● DVDM ASSY



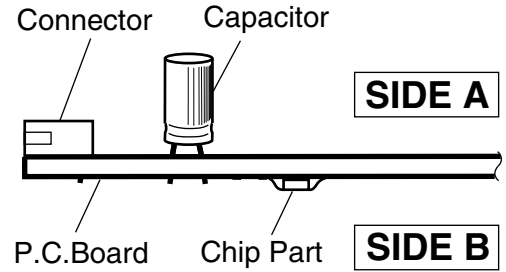
3.2 PCB CONNECTION DIAGRAM

NOTE FOR PCB DIAGRAMS :

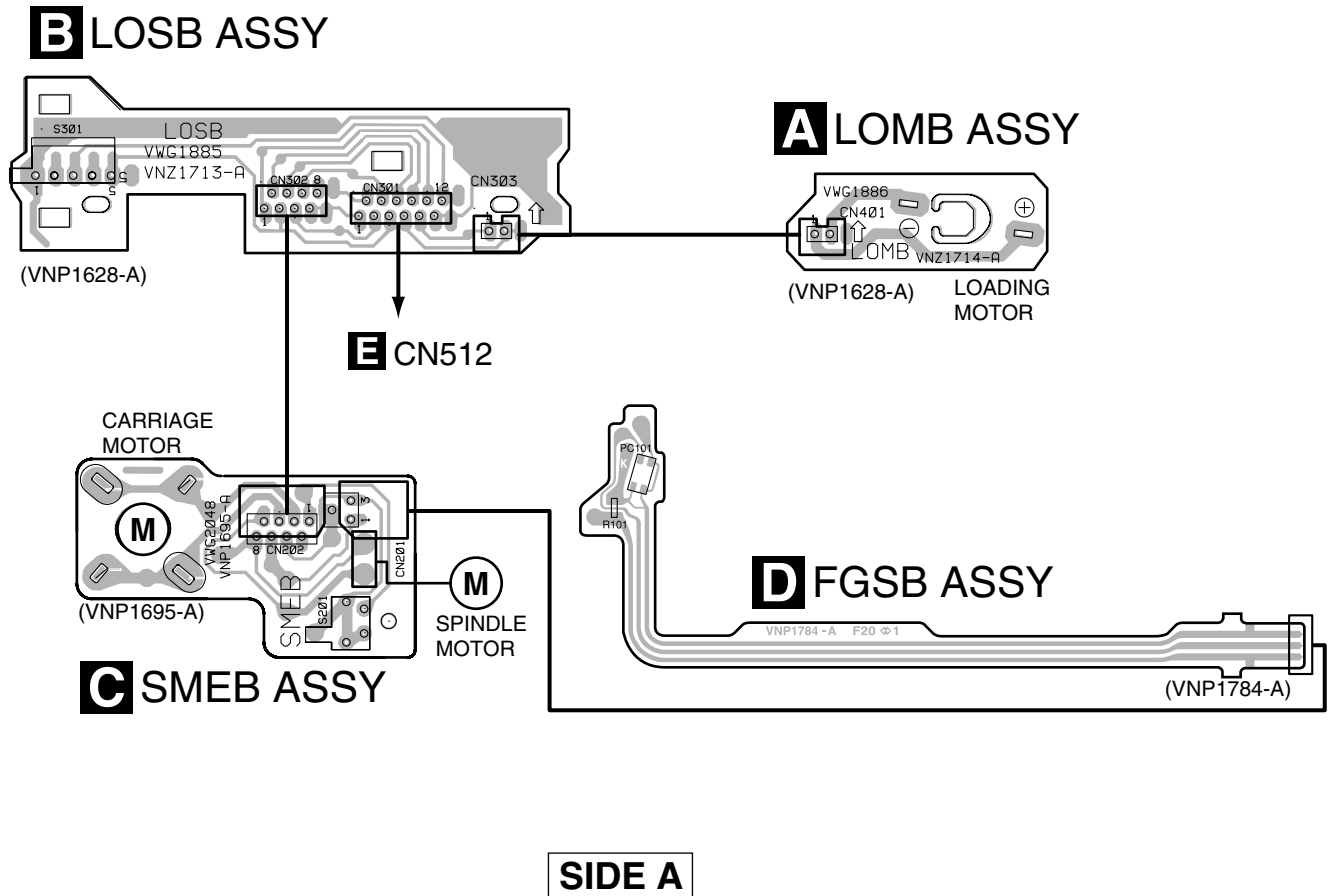
1. Part numbers in PCB diagrams match those in the schematic diagrams.
2. A comparison between the main parts of PCB and schematic diagrams is shown below.

Symbol In PCB Diagrams	Symbol In Schematic Diagrams	Part Name
		Transistor
		Transistor with resistor
		Field effect transistor
		Resistor array
		3-terminal regulator

3. The parts mounted on this PCB include all necessary parts for several destinations.
- For further information for respective destinations, be sure to check with the schematic diagram.
4. View point of PCB diagrams.

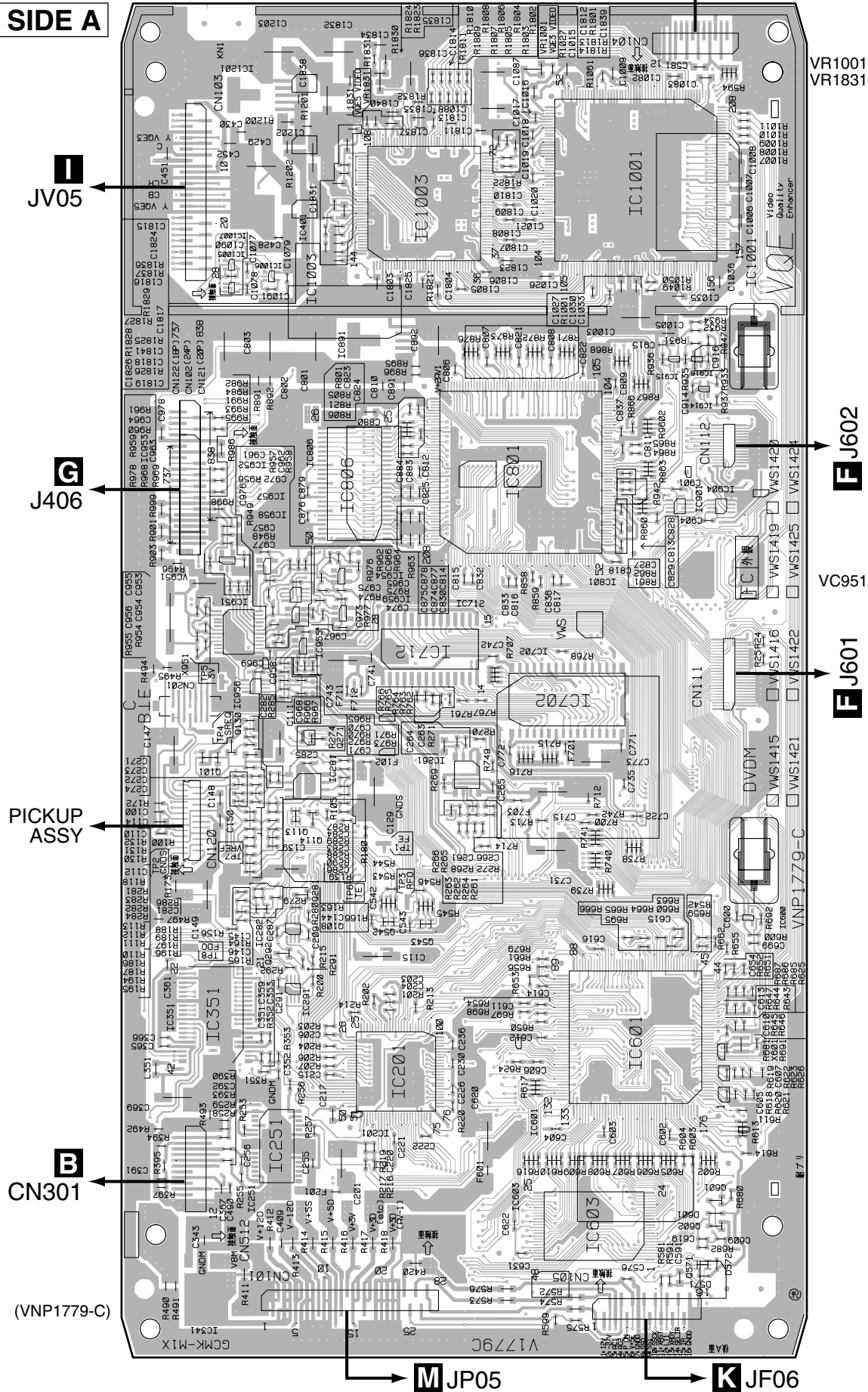


LOMB, LOSB, SMEB and FGSB ASSYS



E DVDM ASSY

SIDE A



I JV05

G J406

PICKUP ASSY

B CN301

(VNP1779-C)

H J106

VR1001
VR1831

- IC1201
- IC1003 IC1001
- IC1007 IC1006
- IC1005 IC1006
- IC891 IC916
- IC915 IC916
- IC914
- IC806 IC801
- IC901 IC904
- VC951
- IC952 IC957
- IC954 IC957
- IC958 IC959
- IC951 IC955
- IC956 IC702
- Q271 Q130
- Q101 IC261
- IC281 Q113 Q114
- Q281 Q108 IC600
- IC282 Q542 Q543
- Q292
- IC291
- IC351
- IC601
- IC201
- IC251
- Q601 Q602 IC603
- Q571

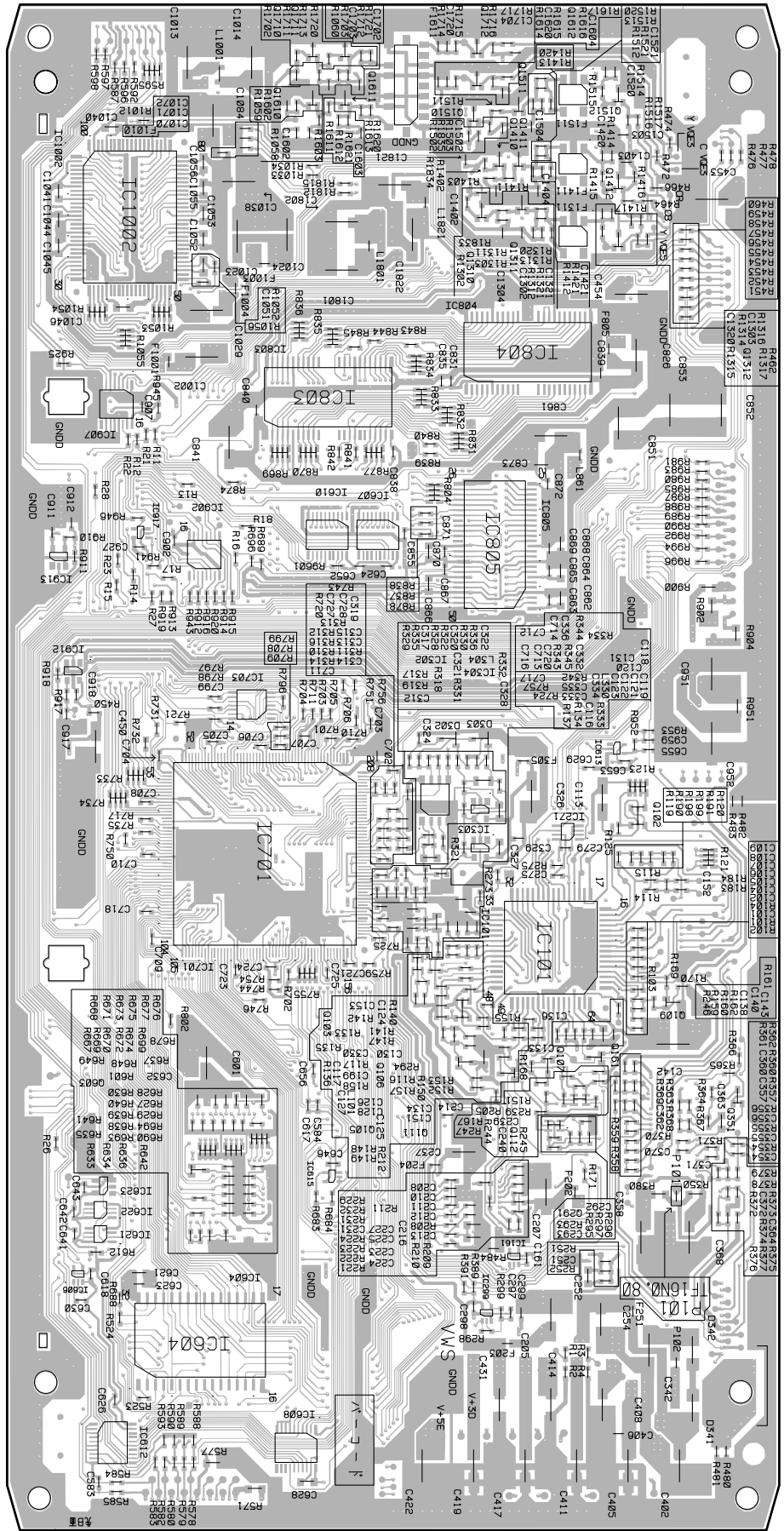
F J602

F J601

E DVDM ASSY

SIDE B

- | | | | |
|--------|-------|-------|-------|
| | Q1620 | Q1621 | Q1712 |
| | | | Q1612 |
| Q1610 | Q1611 | Q1511 | Q1512 |
| | Q1510 | | |
| | | Q1410 | Q1411 |
| | | | Q1412 |
| IC1002 | Q1310 | | Q1311 |
| | | | Q1312 |
| | | IC804 | |
| | | IC907 | IC803 |
| IC917 | IC610 | IC607 | IC805 |
| | | IC913 | IC902 |
| | | IC912 | |
| | | IC703 | |
| | | IC613 | |
| | IC304 | Q102 | |
| | IC701 | IC303 | IC271 |
| | | IC101 | |
| | | Q103 | |
| | | Q106 | Q109 |
| | | | |
| | Q105 | Q107 | Q161 |
| | | Q111 | Q351 |
| | | Q112 | Q291 |
| | | IC623 | IC615 |
| | | IC622 | |
| | | IC621 | |
| | | IC606 | IC161 |
| | | IC299 | |
| | | IC604 | |
| | | IC612 | IC608 |

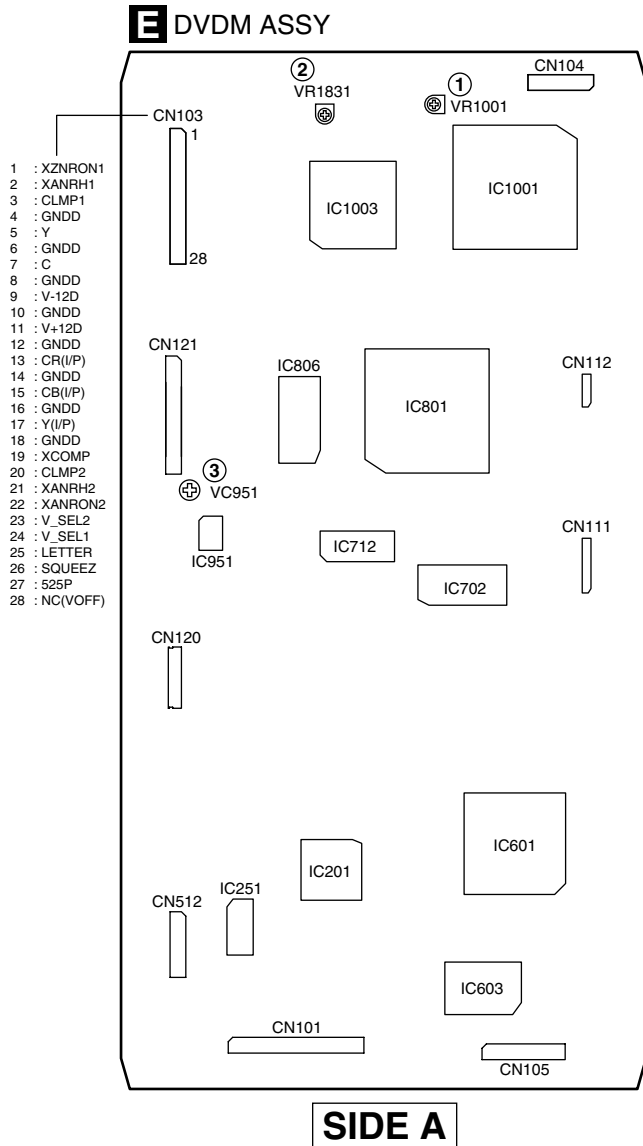


3.3 GENERAL INFORMATION

ADJUSTMENT

1 ADJUSTMENT ITEMS AND LOCATION

■ Adjustment Points (PCB Part)

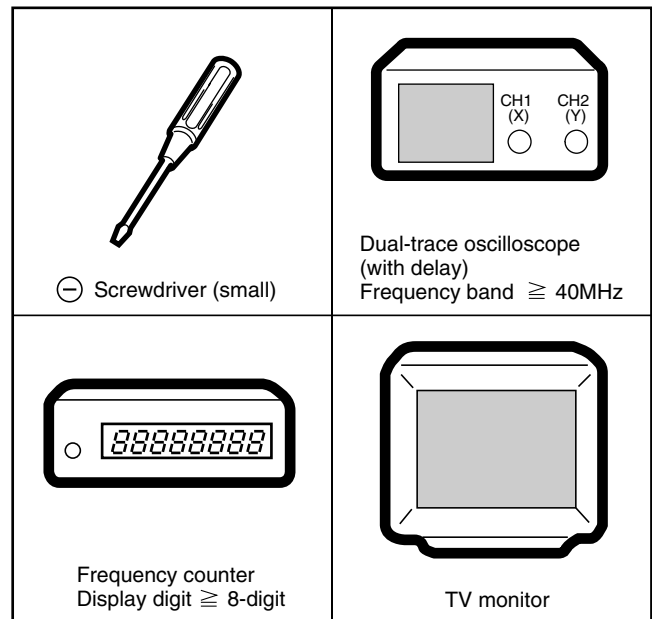


■ Adjustment Items

[Electrical Part]

- ① Y Level Adjustment
- ② Component Y Level Adjustment
- ③ 27MHz Clock Adjustment


2 JIGS AND MEASURING INSTRUMENTS




3 NECESSARY ADJUSTMENT POINTS

When

■ Exchange PCB Assy



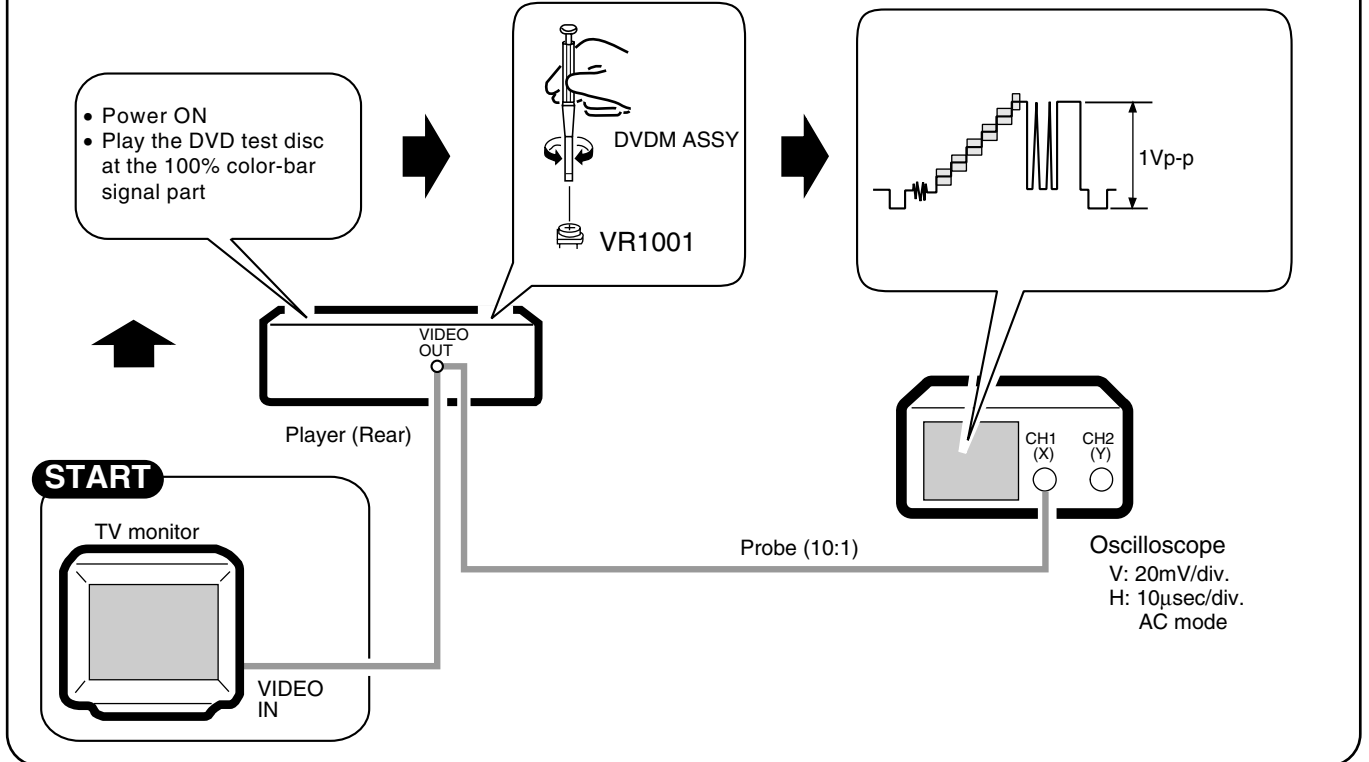
Adjustment Points



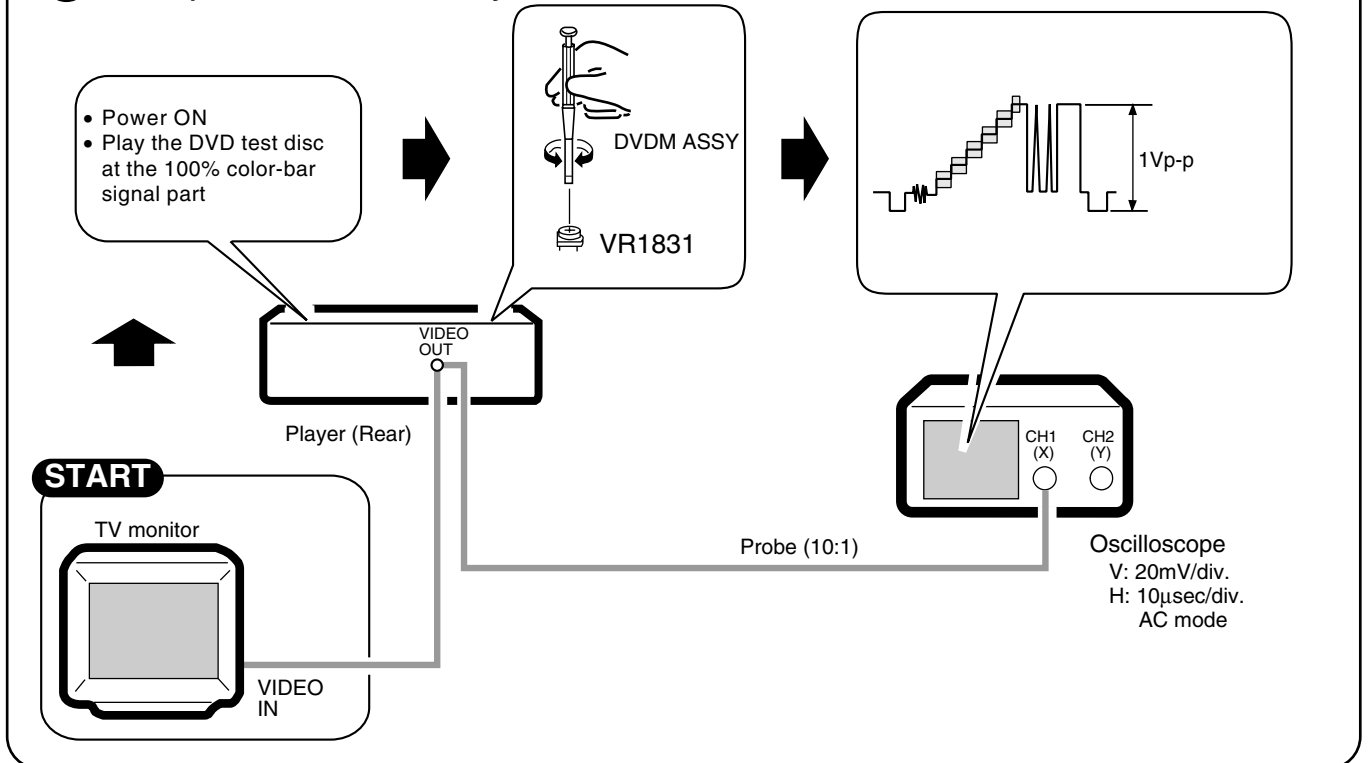
Note : ①, ② and ③ are adjusted already.

4 ELECTRICAL ADJUSTMENT

① Y Level Adjustment

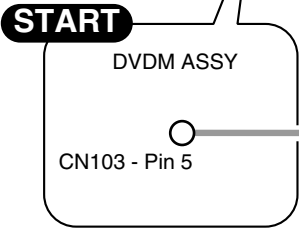
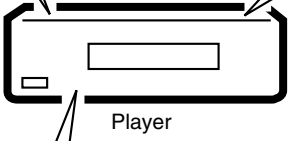
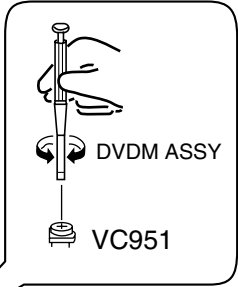


② Component Y Level Adjustment

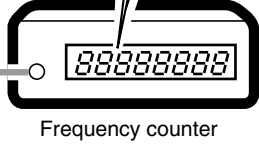


③ 27MHz Clock Adjustment

- Normal mode
- Power ON



27.000000MHz ± 170Hz



ID NUMBER AND ID DATA SETTING

■ Entering the ID Number and ID Data for Players with DVD-Audio Compatibility

It is necessary with a player with DVD-audio compatibility to set an individual number (ID number) and ID data. If the number and data are not set correctly with the following procedure, operations in the future may not be guaranteed.

Important: Write down the specified ID number by checking it according to "How to confirm the ID number" shown below.

■ The Input is Necessary When:

- Downloading FLASH-ROM is finished. (The latest version must be downloaded when a repair is made.)
- "No ID Number" is displayed on the screen (TV monitor) or FL display immediately after the power is turned on or in Stop mode.
- If "No ID DATA" is displayed, the ID data must be entered.

Note:

Be sure to enter the ID number in Stop mode.

Use the remote controller RC-12DV(DV-12S1) for operations. Only opening/closing of the tray are performed from the player.

■ How to Input the ID Number and ID Data (FLASH-ROM)

To enter the input mode, do the following procedure when no ID number is set like just after downloading.

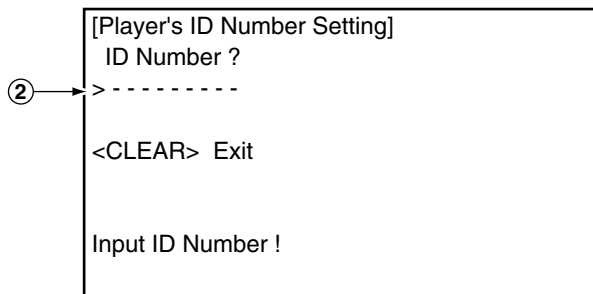
If an ID number has been written to the set, the ID number is memorized in the EEPROM on the front PCB board(PF01) and no number but the ID number can be input. To write another ID number to the set that an ID number is has already been written, delete the ID number in both EEPROM and Flash ROM, and input a new ID number.

- ① To enter the input mode, operate *A1 in a status with no ID number set, such as after FLASH-ROM downloading.

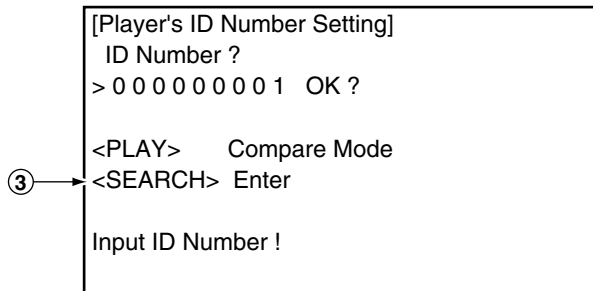
Operate *A1(ID number confirmation mode):

1. PAUSE and STOP are pushed simultaneously.
2. 1.2. and 1 are input
3. PLAY is pushed

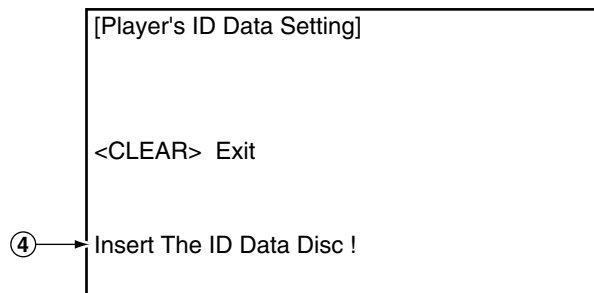
- ② As number input is enabled when the unit enters the input mode, input the 9-digit ID number.
(The entered number is also displayed on the FL display.)



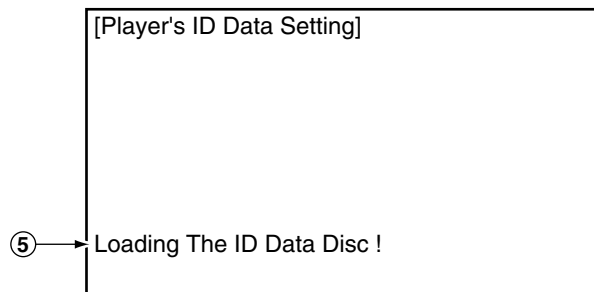
- ③ After inputting the number, press **SEARCH** to register the ID number.



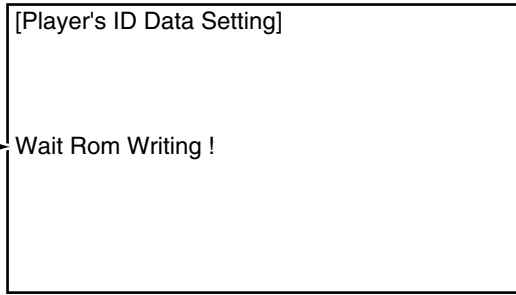
- ④ When the ID number has been registered, the unit enters the ID data input mode. (The FL display indicates "NO ID DATA.") In this condition, place the ID data disc on the tray and close the tray using the OPEN/CLOSE key on the player.



- ⑤ While the data are being read, the message shown in the figure at left is displayed on the screen. (The FL display indicates "RD ID DATA.")

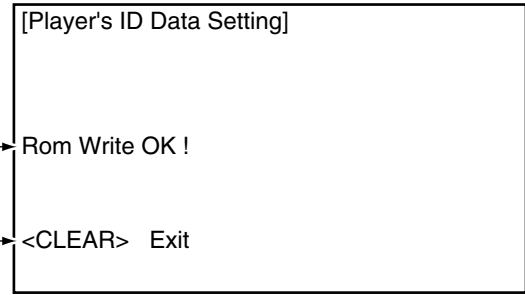


- ⑥ When the ID data have been read, the data are written to the FLASH-ROM.
(The FL display indicates "WR ID DATA.")



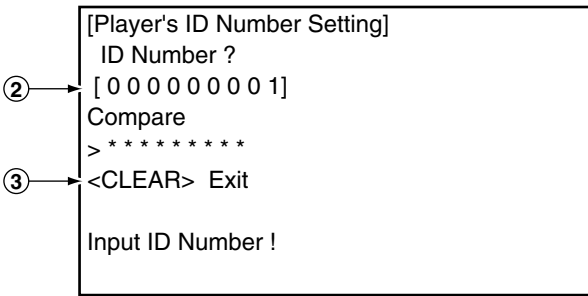
- ⑦ When the ID data have been written to the FLASH-ROM, the message "Rom Write OK" is displayed on the screen.
(The FL display indicates "ID DATA OK.")

- ⑧ After confirming this message, press **CLEAR** to exit the input mode.



How to Confirm the ID Number (FLASH-ROM)

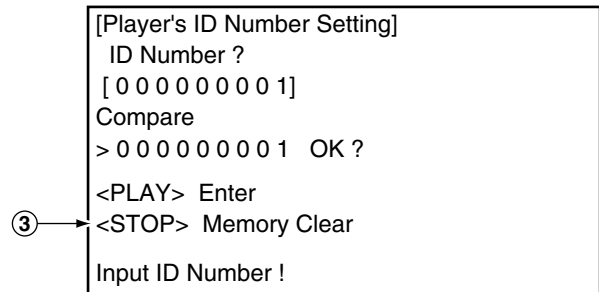
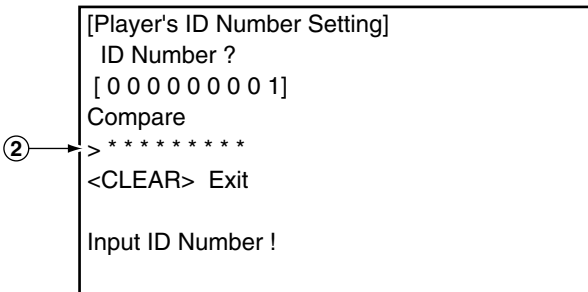
- ① Operate *A1 with an ID number set, and the unit enters the ID number confirmation mode.
- ② The set ID number is displayed on the screen (and on the FL display), permitting you to confirm it.
- ③ To exit this mode, press **CLEAR**.



How to Clear the ID Number (FLASH-ROM)

- ① Operate *A1 with an ID number set, and the unit enters the ID number confirmation mode.
- ② Input the same number as the ID number you have set.

- ③ After inputting the number, press **STOP**.
Only when the entered number matches the set ID number, the ID number is cleared and the unit exits this mode.
If the numbers do not match, you must return to step 2.
(**STOP** is not accepted until 9 digits are entered.)



How to confirm the ID Number. (EEP ROM)

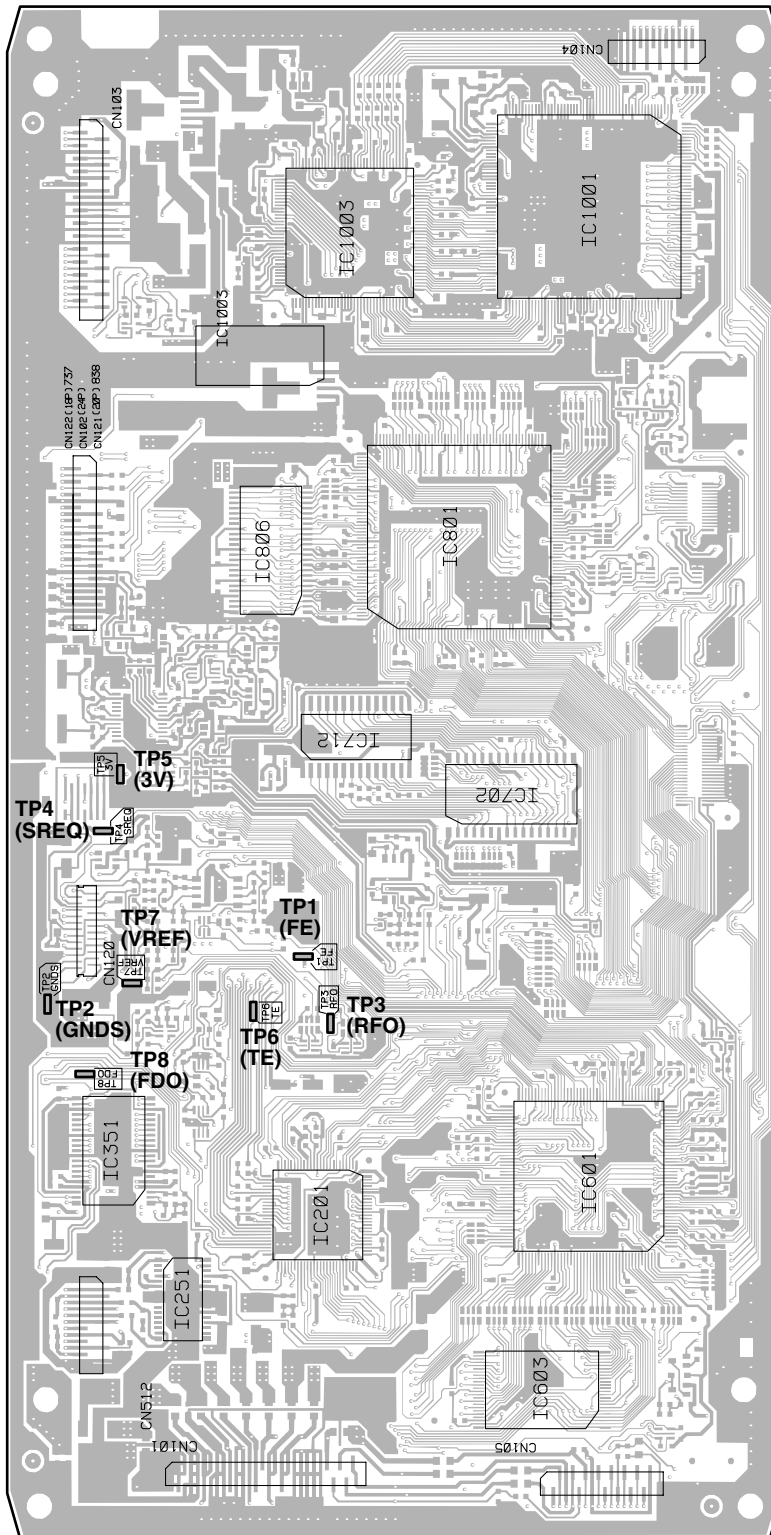
1. Press **PLAY** + **PAUSE** of player, and the unit enter the ID number confirmation mode.
2. The set ID number is on the FL display. (9 digit numbers)
3. If the ID number of 9 digit is not inputted, it is displayed as “_____”.

How to clear the ID number. (EEP ROM)

1. Press **PLAY** + **PAUSE** of player, and the unit enter the ID number confirmation mode.
2. The set ID number is on the FL display. (9 digit numbers)
3. The following operation is carried out while the ID number is displayed.
 - a Press PAUSE + STOP of remote control.
 - b Input 1, 2 and 1 by remote control.
 - c Press CLEAR key of remote control.
4. Since it is displayed on FL display as “ERASE SURE”, if CLEAR is pushed once again, ID number memorized by EEPROM will be eliminated.

TEST POINTS LOCATION

This model has not test terminal.
Please use following points when checking the RF, FE and TE, etc..



DVDM ASSY

■ LIST OF TEST POINTS

- TP1 : FE
- TP2 : GNDS
- TP3 : RFO
- TP4 : SREQ
- TP5 : 3V
- TP6 : TE
- TP7 : VREF
- TP8 : FDO

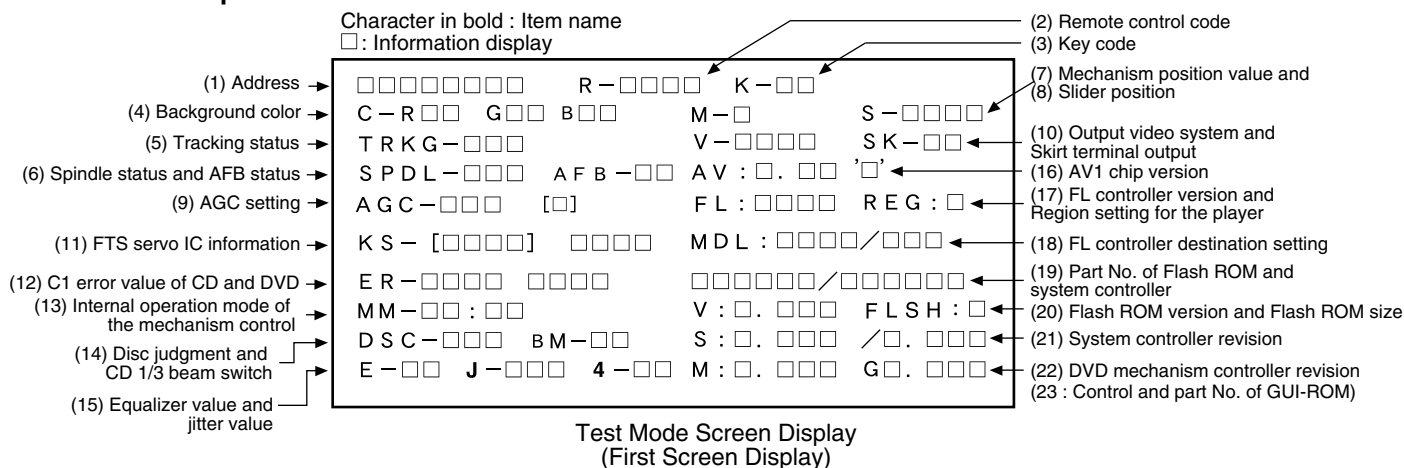
SIDE A

7.1.3 TEST MODE SCREEN DISPLAY

When the test mode is entered, power on of player while press the **PLAY** button and the **STOP** button of the player.

Consecutive double-OSD display is supported during test mode. The screen is composed 10 lines with a maximum of 32 characters per line. It can't be used with the debugging display mode together. (Displayed on FL display as "TEST 2")

• Screen Composition



Caution :

The first screen and second screen switch by pressing [DISPLAY] key of the remote control unit.

It is only a version display part on the lower right of the screen those contents of display change.

ATB : ON/OFF information display and AGC manual setting display deleted with the second generation.

The displays of Tilt error value, Tilt servo status and pickup DVD/CLD display deleted with the third generation becomes LD part is deleted.

• Description of Each Item on the Display

(1) Address indication

The address being traced is displayed in number.

DVD : ID indication (hexadecimal number, 8 digits)

[* * * * * * * *]

CD : A-TIME (min. sec.) [0 0 0 0 * * * *]

(Note : For DVDs, decimal-number indication is possible.)

(2) Code indication of the remote control unit [R - * * * *]

The code for the key pressed on the remote control unit, which is received by the FL controller, is displayed while the key is pressed. In the case of the double code, the second code will be displayed.

(3) Key code indication for the main unit [K - * * *]

The code for the key pressed on the main unit, which is received by the system controller, is displayed while the key is pressed.

(4) Background color indication [C - R * * G * * B * *]

(5) ① Tracking status [TRKG - * * *]

Tracking on [ON]

Tracking off [OFF]

② Laser diode current value [LDI - * * *]

(6) ① Spindle status [SPDL - * * *]

Spindle accelerator and brake, free-running [A/B]

FG servo [FG]

Rough, velocity phase servo [SRV]

Offset addition, rough, velocity phase servo [O_S]

② AFB status [AFB - * * *]

ON [ON]

OFF [OFF]

(7) Mechanism position value [M - *]

Position code

[1] to [3]

(8) Slider position [S - * * * *]

CD TOC area

[IN]

CD active area

[CD]

(9) AGC setting [AGC - * * *]

AGC on

[AGC-ON]

AGC off

[AGC-OFF]

(10) Output video system [V - * * * *]

NTSC system [NTSC]
PAL system [PAL]
Auto-setting [AUTO]

Skirt terminal output [SK - * *]

VIDEO [00]
S-VIDEO [01]
RGB [02]

Note : Display only the model which can do the output setting of skirt terminal.

(11) FTS servo IC information

DSP coefficient indication [KS -[* * * *] * * * *]

Displays the address (four digits) of the specified coefficient and the setting value (four digits) with [TEST] and [9] keys.

(12) Error rate indication

① C1 error value of CD [ER -C1 * * * *]
② C1 error value of DVD [ER - * * * * * * * *]

(13) Internal operation mode of mechanism controller

[MM - * * : * *]

Internal mechanism mode (2 digits) and internal mechanism step (2 digits) of the mechanism controller

(14) ① Disk sensing [DSC - * * *]

The type of discs loaded is displayed.

[DVD], [CD], [VCD], []

② **CD 1/3 beam switch [BM - * *]**

(15) ① Equalizer value [E - * *]

② **Jitter value [J - * *]**

Make the jitter four times, and renew it in every one second. [4 - * *]

CD is effective only in the jitter value.

(16) Version of the AV-1 chip [AV : * . * * ' *']

(17) ① Version of the FL controller [FL : * * * *]

② **Region setting of the player [REG : *]**

Setting value [1] to [6]

(18) Destination setting of the FL controller

[MDL : * * * * / * * * *]

Four characters in the front represent the type of model :
three characters in the back represent the destination code.

J : /F version

K : /U version

R : /A/C/L/S versions

WY : /N version

(19) The part number of the flash ROM and system controller [* * * * * * / * * * * * * * *]

① Part number of the flash ROM <Front>

(Example) VYW1536-A = W1536A

(Example) PD6256A9 = 6256A9

② Part number of the system controller <Back>

(Example) PD3381T1 = 3381T1

(20) ① Version of the flash ROM [V : * . * * *]

② **Flash ROM size [FLSH = *]**

(21) Revision of the system controller [S : * . * * * / * . * * *]

① Revision number of the external ROM part (flash ROM) of the system controller <Front>

② Revision of the internal ROM part of the system controller

<Back>

(22) Revision of the DVD mechanism controller

[M : * . * * *]

Revision number of the external ROM part (flash ROM) of the DVD mechanism controller

(23) Control and part numbers of the GUI-ROM

[GUI : * * * *]

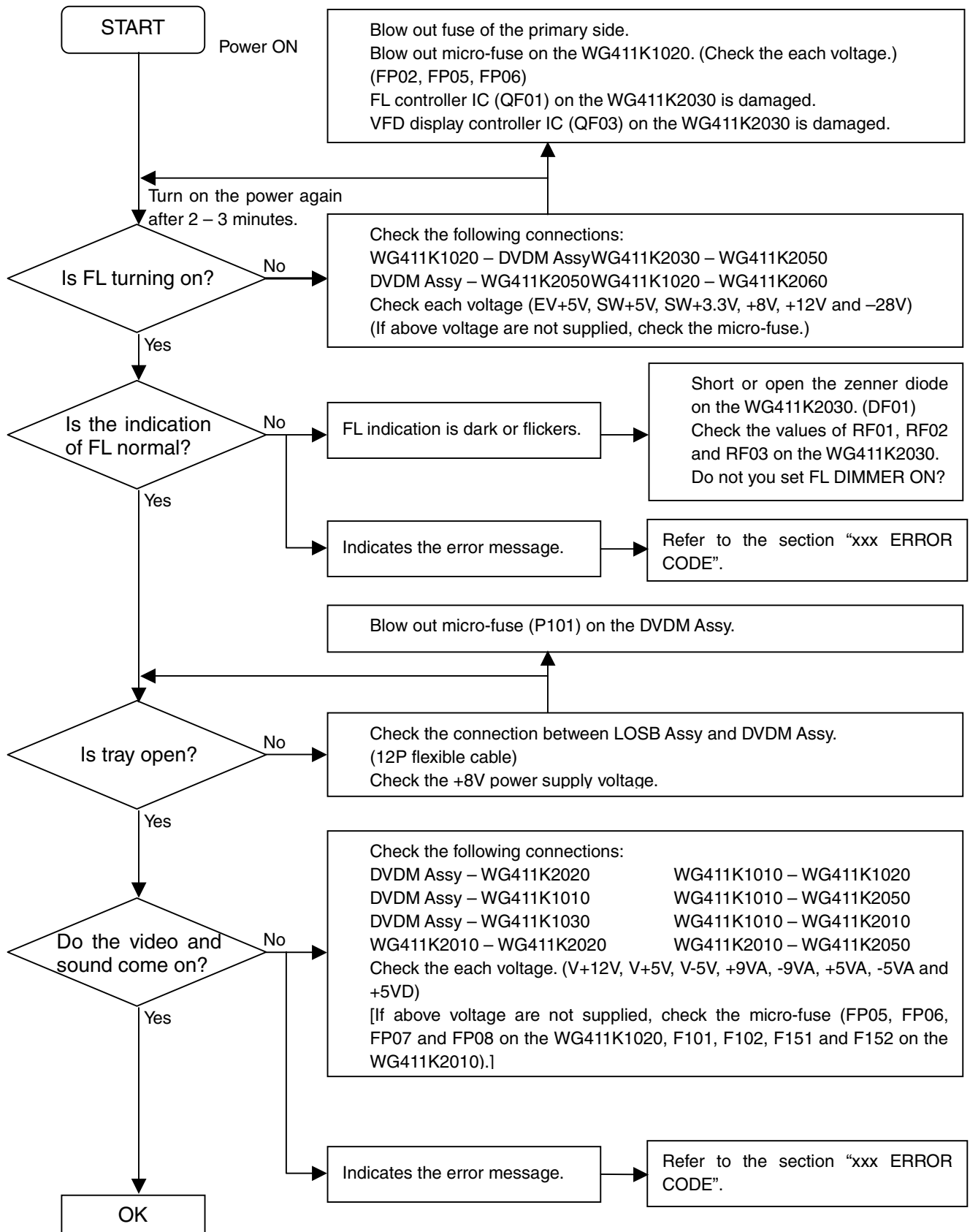
No GUI model displays as "—/ —".

OEM model displays the part number of GUI-ROM

[GUI : * * * *]

TROUBLE SHOOTING

No Power ON
 FL in not turned ON
 FL indication is unusual



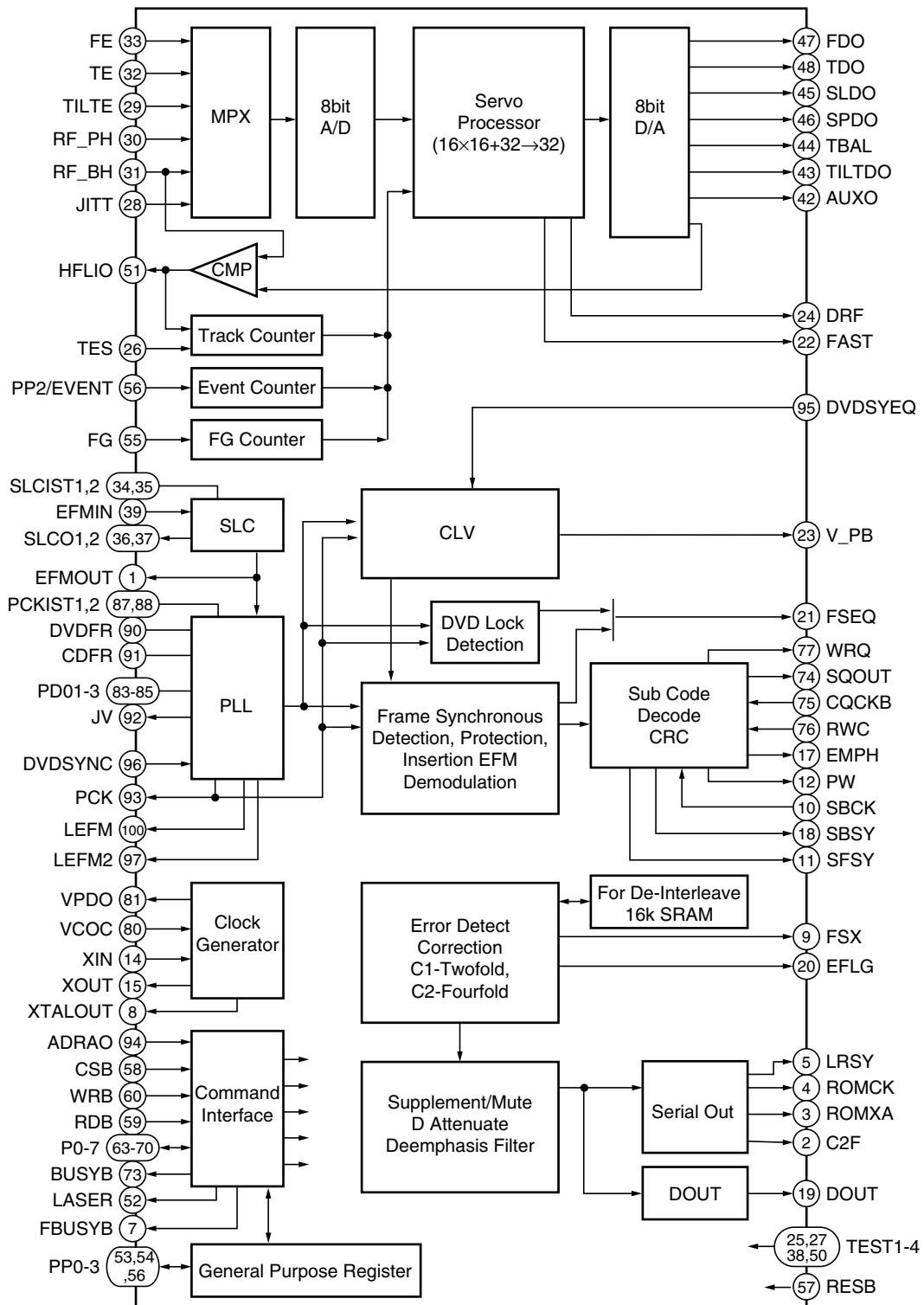
ERROR CODE

Error codes that are displayed on the FL display without using the remote control unit

FL Display	Possible causes	Operation of the unit
AV1 VER	AV-1 chip is not a match with the program of system controller	The sound may not out with the specific audio.
CPU AERR	CPU address error (Hardware is unusual.)	No operation
DMA AERR	DMA address error (Hardware is unusual.)	No operation
FLASH ID	Difference in versions of the internal ROM of the system controller and of the flash ROM, or bus line failure or reverse installation	No operation
FLASH WRP	Write protect error of the flash ROM	No operation
FLASH SIG	Difference in part number of the flash ROM (When the ROM which couldn't be used was used.)	No operation
FLASH SUM	Check sum error of the flash ROM (It exceeds the regular size.) or reverse installation (Hardware is unusual.)	No operation
FLASH SIZE	Size error of the flash ROM (Use 4 or 8 M-bit.)	No operation
ILLGAL	The system controller fetched a code other than an operation code (Hardware is unusual.)	No operation
RESERVE	Undefined interrupt (Hardware is unusual.)	No operation
SLOT	Inappropriate slot command issued (Hardware is unusual.)	No operation

IC DATA

LC78652W (DVDM ASSY : IC201)



LC78652W (DVDM ASSY : IC201)

No.	Pin Name	I/O	Function
1	EFMOUT	O	Output the state that was binary-stated value EFM
2	C2F	O	C2 flag output
3	ROMXA	O	CD-ROM data output
4	ROMCK	O	Shift clock output for CD-ROM data output
5	LRSY	O	L/R clock output for CD-ROM data output
6	PP3	I/O	General-purpose port input/output / DVD sync. signal input N ch-OD output
7	FBUSYB	O	Busy signal output of DSP process operation N ch-OD output
8	XTALOUT	O	External system clock output
9	FSX	O	CD 1 frame sync. signal output
10	SBCK	I	Subcode reading out clock input
11	SFSY	O	Frame sync. signal output of subcode
12	PW	O	Subcode P, Q, R, S, T, U, V and W output
13	VSS	-	GND pin
14	XIN	I	Connect a crystal resonator (16.9344MHz)
15	XOUT	O	Connect a crystal resonator
16	DVDD1	-	3.3V power supply of the oscillation circuit
17	EMPH	O	Monitor pin of the deemphasis
18	SBSY	O	Sync. signal output of the subcode block
19	DOUT	O	Audio EIAJ data output
20	EFLG	O	Error correction state monitor of the error correction C1 and C2
21	FSEQ	O	Detection monitor of the CD/DVD frame sync. signal
22	FAST	O	Playback speed monitor N ch-OD output
23	V_PB	O	Monitor output of the rough servo/CLV control
24	DRF	O	In focus monitor
25	TEST3	I	Test input 3
26	TES	I	Tracking error signal input
27	TEST2	I	Test input 2
28	JITT	I	Jitter quantity detecting signal input of EFM PLL
29	TILTE	I	Tilt error signal input
30	RF_PH	I	RF peak hold signal input
31	RF_BH	I	RF bottom hold signal input
32	TE	I	Tracking error signal input
33	FE	I	Focus error signal input
34	SLCIST1	-	Current setting pin 1 of the constant current charge pump for SLC
35	SLCIST2	-	Current setting pin 2 of the constant current charge pump for SLC
36	SLCO1	O	Control output 1 for SLC
37	SLCO2	O	Control output 2 for SLC
38	TEST1	I	Test input 1
39	EFMIN	I	EFM/EFM + input
40	AVDD	-	5V power supply of A/D and D/A for servo
41	AVSS	-	GND of A/D and D/A for servo
42	AUXO	O	DA auxiliary output
43	TILTDO	O	Tilt control signal output
44	TBAL	O	Tracking balance control signal output
45	SLDO	O	Sled control signal output
46	SPDO	O	Spindle control signal output
47	FDO	O	Focus control signal output
48	TDO	O	Tracking control signal output
49	VREF	-	Reference level of D/A for servo
50	TEST4	I	Test input 4

LC78652W (DVD M ASSY : IC201)

No.	Pin Name	I/O	Pin Function
51	HFLIO	I/O	Mirror detection signal input/output
52	LASER	O	Output pin for laser ON/OFF control
53	PP0/DVD_CDB	I/O	General-purpose port input/output / Disc discrimination signal output
54	PP1/CRCERRB	I/O	General-purpose port input/output / Subcode CRC result signal output
55	FG	I	FG counter input
56	PP2/EVENT	I/O	General-purpose port input/output / Event counter input
57	RESB	I	Reset input
58	CSB	I	Chip select input
59	RDB	I	Internal state reading signal input
60	WRB	I	Command / data writing signal input
61	DVDD2	-	5V power supply
62	VSS	-	GND
63	P0	I/O	Command / data input/output
64	P1		
65	P2		
66	P3		
67	P4		
68	P5		
69	P6		
70	P7		
71	VSS	-	GND
72	DVDD1	-	3.3V power supply for internal
73	BUSYB	O	Busy signal output of command process
74	SQOUT	O	Serial output of subcode Q
75	CQCKB	I	Shift clock input for subcode Q data output
76	RWC	I	Update permission input of subcode Q
77	WRQ	O	Read out ready monitor of subcode Q
78	AVSS	-	PLL GND for internal system clock
79	VRPFR	-	VCO oscillation range setting of PLL for system clock
80	VCOC	I	Connect a PLL filter for system clock
81	VPDO	O	
82	AVDD	-	PLL 5V power supply for system clock
83	PDO1	I/O	PLL filter connection pin 1 for EFM playback
84	PDO2	I/O	PLL filter connection pin 2 for EFM playback
85	PDO3	I/O	PLL filter connection pin 3 for EFM playback
86	AVSS	-	PLL GND for EFM playback
87	PCKIST1	-	Current setting 1 of PLL constant current charge pump for EFM playback
88	PCKIST2	-	Current setting 2 of PLL constant current charge pump for EFM playback
89	AVDD	-	PLL 5V power supply for EFM playback
90	DVDFR	-	VCO oscillation range setting of PLL for EFM playback 1
91	CDFR	-	VCO oscillation range setting of PLL for EFM playback 2
92	JV	O	Jitter output of PLL clock for EFM playback
93	PCK	O	Bit clock output for EFM playback
94	ADRAO	I	Address input
95	DVDSYEQ	I	DVD synchronize pulse input
96	DVDSYNC	I	DVD synchronous signal input
97	LEFM2	O	Output the state that cut and out a signal which was binary-stated value EFM with PCK 2
98	DVDD1	-	3.3V power supply for I/O
99	VSS	-	GND
100	LEFM	O	Output the state that cut and out a signal which was binary-stated value EFM with PCK 1

PD3410A (DVDM ASSY : IC601)

No.	Mark	Pin Name	I/O	Function
1	XCS3/XCASL	XCS3	O	PE5108A (BY CHIP) chip select signal output
2	GND	GND	-	GND
3	CK	HCPUCK	O	N.C.
4	VCC	V+3D	-	V+3D
5	PICLK	-	I/O	N.C.
6	PIDATA	-	I/O	N.C.
7	GND	GND	-	GND
8	PORTH0	-	O	N.C.
9	PORTH1	-	O	N.C.
10	PORTH2	36MVH	O	Clock generator
11	PORTH3	V_SEL2	O	Composite/S switching signal output of the skirt terminal [WY model]
12	VCC	V+3D	-	V+3D
13	PORTH4	-	O	N.C.
14	PORTH5	-	O	N.C.
15	PORTH6	-	O	N.C.
16	PORTH7	-	O	N.C.
17	GND	GND	-	GND
18	EXTAL	EXTAL	I	Connect a ceramic resonator
19	XTAL	XTAL	O	
20	VCC	V+3D	-	V+3D
21	PORTG0	XCSDF0	O	DAC chip select signal output (←XLAT3)
22	PORTG1	-	O	N.C.
23	PORTG2	-	O	N.C.
24	PORTG3	-	O	N.C.
25	PORTG4	-	O	N.C.
26	GND	GND	-	GND
27	PORTG5	-	O	N.C.
28	PORTG6	-	O	N.C.
29	PORTG7	XAMUTE	O	Last stage mute signal output of the audio
30	PORTF0	44X48	O	DAC 44/48 FS switching signal output
31	PORTF1	-	I	N.C.
32	PORTF2	3DON	O	3D audio ON/bypass switching signal output
33	VCC	V+3D	-	V+3D
34	PORTF3	XCSADSP0	I	CD deck synchronous input
35	PORTF4	XAVSRST	O	Sync. reset port
36	PORTF5	-	O	N.C.

PD3410A (DVDM ASSY : IC601)

No.	Mark	Pin Name	I/O	Function
37	PORTF6	–	O	N.C.
38	PORTF7	XCSVE	O	Serial communication enable signal output of the video encoder [WY model]
39	GND	GND	–	GND
40	AVSS	GND	–	GND
41	AVCC	V+3D	–	V+3D
42	OUTA_P	LODRV	O	Loading drive output
43	VREF	V+3D	–	V+3D
44	OUTB_P	TEI	O	Tracking offset signal output
45	AVSS	GND	–	GND
46	AVSS	GND	–	GND
47	PORTE0	V_SEL	O	Component/composite switching signal output
48	PORTE1	–	I	N.C.
49	PORTE2	–	I	N.C.
50	PORTE3	FOFST1	I/O	Focus offset adjustment output 1
51	PORTE4	FOFST2	I/O	Focus offset adjustment output 2
52	PORTE5	XDFINH	I/O	Defect shunt signal output
53	PORTE6	DVD/XCD	O	DVD/CD switching signal output
54	PORTE7	LD1_ON	O	650 nm laser diode ON signal output
55	PORTD0	LD2_ON	O	780 nm laser diode ON signal output
56	VCC	V+3D	–	V+3D
57	PORTD1	DPD/TE	O	1 beam/3 beams switching signal output
58	PORTD2	AGOFF	O	AGC ON/OFF switching signal output of RF IC
59	PORTD3	XCD2X	O	Signal output for switching the double speed playback (VCD)
60	PORTD4	OEICG	O	OEIC gain switching signal output
61	GND	GND	–	GND
62	PORTD5	XMON	O	ON/OFF switching signal output of the spindle motor control output
63	PORTD6	–	O	N.C.
64	PORTD7	–	I	N.C.
65	PORTJ0	XDRVMUT	O	Driver mute output
66	PORTJ1	–	O	N.C.
67	PORTJ2	XDSPRST	O	Servo DSP reset
68	PORTJ3	–	I	N.C.
69	VCC	V+3D	–	V+3D
70	PORTJ4	TM_ENT	I	Test mode entry
71	PORTJ5	–	O	N.C.
72	PORTJ6	VSEL_SW	I	Component/composite SW input
73	PORTJ7	–	I	N.C.
74	PB0/TIOCA2	XCBUSY	I	Command busy input
75	PB1/TIOCB2	XABUSY	I	Auto-sequence busy input
76	PB2/TIOCA3	XINT2	I	Interrupt input 2 (AV-1)
77	VCC	V+3D	–	V+3D
78	PB3/TIOCB3	LT1	O	Communication response signal output to the FL controller
79	PB4/TIOCA4	SBSY	I	Subcode block sync. input
80	XMTEST	–	I	Test terminal (V+3D)
81	XCPUMD	–	I	Test terminal (V+3D)
82	XRES	XRESET	I	Reset input

PD3410A (DVDM ASSY : IC601)

No.	Mark	Pin Name	I/O	Function
83	GND	GND	-	GND
84	AN0	LODPOS	I	Loading position input
85	AN1	SLDPOS	I	Slider position input
86	AN2	-	I	N.C.
87	AN3	NAP_SW	I	NTSC/AUTO/PAL SW input
88	AN4	XOEM	I	Input terminal of OEM model protection
89	AN5	LDDEAD	I	Input for LD current value display
90	AN6	-	I	N.C.
91	AN7	-	I	N.C.
92	Avref	V+3D	-	V+3D
93	AVCC	V+3D	-	V+3D
94	AVSS	GND	-	GND
95	PB5/TIOCB4	-	I	N.C.
96	PB6/TIOXA4/TCLKC	C2F	I	C2 error input
97	PB7/TIOXB4/TCLKD	XRDY	I	Communication request input from the FL controller
98	PB8/RxD0	SSI	I	Serial data input (FL controller)
99	PB9/TxD0	SSO	O	Serial data output (FL controller)
100	VCC	V+3D	-	V+3D
101	PB10/RxD1	RXD	I	Data input of the RS-232C
102	PB11/TxD1	TXD	O	Data output of the RS-232C
103	PB12/XIRQ4/SCK0	SSCK	I/O	Serial clock output (FL controller)
104	PB13/XIRQ5/SCK1	XIRQL10	I	Interrupt input #0 (BY CHIP)
105	GND	GND	-	GND
106	PB14/XIRQ6	XIRQL11	I	Interrupt input #1 (BY CHIP)
107	PB15/XIRQ7	XINT0	I	Interrupt input #0 (AV-1)
108	PA0/XCS4/TIOCA0	XCS4	O	Servo DSP chip select signal output
109	PA1/XCS5/XRAS	-	O	N.C.
110	PA2/XCS6/TIOCB0	XCS6	O	AV-1 chip select signal output
111	XWAIT	XWAIT	I	Wait signal input
112	XWRL	XWRL	O	Write pulse output L
113	GND	GND	-	GND
114	XWRH	XWRH	O	Write pulse output H
115	XRD	XRD	O	Read pulse output
116	PA7/XBACK	XCURDET	I	Over-current detection signal input
117	PA8/XBREQ	CTS	I	RS-232C transfer permit input
118	PA9/XAH/XIRQOUT/ XADTRG	DTR	O	RS-232C transfer permit output
119	PA10/DPL/TIOCA1	XINT1	I	Interrupt input 1 (AV-1)
120	PA11/DPH/TIOCB1	THLD	I	Tracking hold signal input
121	VCC	V+3D	-	V+3D
122	PA12/XIRQ0/DACK0/ TCLKA	DACK0	O	DMA response output (BY CHIP)
123	PA13/XIRQ1/ XDREQ0/TCLKB	XDREQ0	I	DMA request input (BY CHIP)
124	PA14/XIRQ2/XDACK1	XDACK1	O	DMA response output (AV-1)
125	PA15/XIRQ3/XDREQ1	XDREQ1	I	DMA request input (AV-1)
126	AD0	D0	I/O	Data bus 0

PD3410A (DVDM ASSY : IC601)

No.	Mark	Pin Name	I/O	Function
127	GND	GND	-	GND
128	AD1	D1	I/O	Data bus 1
129	AD2	D2	I/O	Data bus 2
130	AD3	D3	I/O	Data bus 3
131	AD4	D4	I/O	Data bus 4
132	AD5	D5	I/O	Data bus 5
133	AD6	D6	I/O	Data bus 6
134	VCC	V+3D	-	V+3D
135	AD7	D7	I/O	Data bus 7
136	AD8	D8	I/O	Data bus 8
137	AD9	D9	I/O	Data bus 9
138	AD10	D10	I/O	Data bus 10
139	GND	GND	-	GND
140	AD11	D11	I/O	Data bus 11
141	AD12	D12	I/O	Data bus 12
142	AD13	D13	I/O	Data bus 13
143	AD14	D14	I/O	Data bus 14
144	VCC	V+3D	-	V+3D
145	AD15	D15	I/O	Data bus 15
146	A0 (XHBS)	A0	O	Address bus 0
147	A1	A1	O	Address bus 1
148	A2	A2	O	Address bus 2
149	GND	GND	-	GND
150	A3	A3	O	Address bus 3
151	A4	A4	O	Address bus 4
152	A5	A5	O	Address bus 5
153	A6	A6	O	Address bus 6
154	A7	A7	O	Address bus 7
155	A8	A8	O	Address bus 8
156	A9	A9	O	Address bus 9
157	A10	A10	O	Address bus 10
158	A11	A11	O	Address bus 11
159	A12	A12	O	Address bus 12
160	A13	A13	O	Address bus 13
161	A14	A14	O	Address bus 14
162	A15	A15	O	Address bus 15
163	A16	A16	O	Address bus 16
164	A17	A17	O	Address bus 17
165	VCC	V+3D	-	V+3D
166	A18	A18	O	Address bus 18
167	A19	A19	O	Address bus 19
168	A20	A20	O	Address bus 20
169	A21	A21	O	N.C.
170	XNMI	XNMI	I	V+3D
171	GND	GND	-	GND
172	XCS10	-	O	N.C.
173	XCS20	XCS20	O	Chip select signal output of the flash ROM
174	XCS22	-	O	Chip select signal output of the GUI ROM [OEM model]
175	XCS23	XCS23	O	Chip select signal output of the SRAM
176	XCS2	-	O	N.C.

PM0024AF (DVDM ASSY : IC1001)

No.	Pin Name	I/O	Pin Function
1	GND_00	–	Ground Connect to reference voltage (0V).
2	CLK27I	I	External clock (27MHz) input
3	VDD_00	–	Power supply Connect to 3.3V.
4	T_03	I	Test mode cntrol input Connect to GND.
5	T_04		
6	T_05		
7	T_06		
8	T_07		
9	TEST_1	I	Test mode cntrol input Connect to GND.
10	XVSYNC	I/O	Vertical sync. signal input Outputs at Master mode and inputs at Slave mode (set with the register). Negative polarity
11	XHSYNC	I/O	Horizontal sync. signal input Outputs at Master mode and inputs at Slave mode (set with the register). Negative polarity
12	VCC_S00	–	Power supply Connect to 3.3V.
13	GND_S00	–	Ground Connect to reference voltage (0V).
14	XIN	I	Connect a crystal resonator (27MHz)
15	XOUT	O	Connect a crystal resonator (27MHz)
16	GND_01	–	Ground Connect to reference voltage (0V).
17	VI_0	I	(LSB)
18	VI_1		Video data input
19	VI_2		
20	VI_3		
21	VI_4		
22	VI_5		
23	VI_6		
24	VI_7		
25	T_08	I	
26	GND_S01	–	Ground Connect to reference voltage (0V).
27	T_09	I	Test mode cntrol input Connect to GND.
28	T_10		
29	VDD_01	–	Power supply Connect to 3.3V.
30	OSDCK	O	Signal output for external OSD
31	OSDHSYB	O	Horizontal sync. signal output for external OSD Negative polarity
32	OSDVSYB	O	Vertical sync. signal output for external OSD Negative polarity
33	GND_02	–	Ground Connect to reference voltage (0V).
34	CTA_0	I	OSD data input
35	CTA_1		
36	CTA_2		
37	SG16M	I	SGRAM capacity change input terminal
38	BLD_0	I	OSD blend control input
39	BLD_1		
40	VCC_S01	–	Power supply Connect to 3.3V.
41	GND_S02	–	Ground Connect to reference voltage (0V).
42	RMO_0	O	Register monitor output (SPR[0])
43	RMO_1		Register monitor output (SPR[1])
44	RMO_2		Register monitor output (SPR[2])
45	RMO_3		Register monitor output (SPR[3])
46	RMO_4		Register monitor output (SPR[4])
47	GND_AGB0	–	Ground for Guard band Connect to reference voltage (0V).
48	VDD_DAC2	–	Power supply for DAC2 Connect to 3.3V.
49	GND_DAC1	–	Ground for DAC1 Connect to reference voltage (0V).
50	DAOUT1	O	DAC1 output

PM0024AF (DVDM ASSY : IC1001)

No.	Pin Name	I/O	Pin Function
51	VDD_DAC2	-	Power supply for DAC2 Connect to 3.3V.
52	GND_DAC2	-	Ground for DAC1 Connect to reference voltage (0V).
53	DAOUT2	O	DAC2 output
54	VDD_DAC3	-	Power supply for DAC3 Connect to 3.3V.
55	DAOUT3	O	DAC3 output
56	GND_DAC3	-	Ground for DAC3 Connect to reference voltage (0V).
57	REXT	-	Connect a reference resistor Connect a 3.1 (3.0) kΩ resistor to GND.
58	CBL	-	Connect a by-pass capacitor Connect a 0.1μF capacitor to GND.
59	CBU	-	Connect a phase compensation capacitor
60	GND_AGB1	-	Ground for Guard Band Connect to reference voltage (0V).
61	RMO_5	O	Register monitor output (SPR[5])
62	RMO_6		Register monitor output
63	RMO_7		Register monitor output
64	VCC_S02	-	Power supply Connect to 3.3V.
65	GND_S03	-	Ground for DAC1 Connect to reference voltage (0V).
66	T_11	I	Test mode cntrol input Connect to GND.
67	T_12		
68	T_13		
69	T_14		
70	T_15		
71	VSY01	O	Vertical sync. analog signal output Negative polarity
72	HSY01	O	Horizontal sync. analog signal output Negative polarity
73	CSY01	O	Compound sync. analog signal output Negative polarity
74	CLMP1	O	Clamp. analog signal output
75	CLMP2	O	Clamp. digital signal output
76	VDD_02	-	Power supply Connect to 3.3V.
77	VSY02	O	Vertical sync. digital signal output Negative polarity
78	GND_S04	-	Ground Connect to reference voltage (0V).
79	HSY02	O	Horizontal sync. digital signal output Negative polarity
80	CSY02	O	Vertical sync. digital signal output Negative polarity
81	V01_0	O	(LSB)
82	V01_1		Video data1 output
83	V01_2		
84	V01_3		
85	V01_4		
86	GND_03	-	
87	V01_5	O	Video data1 output
88	V01_6		
89	V01_7		
90	V01_8		
91	V01_9		
92	VCC_S03	-	Power supply Connect to 3.3V.
93	GND_S05	-	Ground Connect to reference voltage (0V).
94	V02_0	O	Video data2 output
95	V02_1		
96	V02_2		
97	V02_3		
98	V02_4		
99	GND_04	-	Ground Connect to reference voltage (0V).
100	V02_5	O	Video data2 output

PM0024AF (DVDM ASSY : IC1001)

No.	Pin Name	I/O	Pin Function
101	V02_6	O	Video data2 output (MSB)
102	V02_7		
103	V02_8		
104	V02_9		
105	VDD_03	-	Power supply Connect to 3.3V.
106	GND_05	-	Ground Connect to reference voltage (0V).
107	V03_0	O	Video data3 output (LSB)
108	V03_1		
109	V03_2		
110	V03_3		
111	V03_4		
112	GND_06	-	Ground Connect to reference voltage (0V).
113	V03_5	O	Video data3 output
114	V03_6		
115	V03_7		
116	VCC_S04	-	Power supply Connect to 3.3V.
117	GND_S06	-	Ground Connect to reference voltage (0V).
118	V03_8	O	Video data3 output (MSB)
119	V03_9		
120	CLK270	O	External clock (27MHz) output
121	GND_07	-	Ground Connect to reference voltage (0V).
122	GND_08	-	Ground Connect to reference voltage (0V).
123	GND_PLL0	-	Ground for PLL Connect to reference voltage (0V).
124	VDD_PLL0	-	Power supply for PLL Connect to 3.3V.
125	GND_PLL1	-	Ground for PLL Connect to reference voltage (0V).
126	VDD_PLL1	-	Power supply for PLL Connect to 3.3V.
127	RFCLK	-	Test terminal for PLL Connect to GND or VCC (3.3V).
128	TM2	-	Test terminal for PLL Connect to GND.
129	GND_09	-	Ground Connect to reference voltage (0V).
130	GND_S07	-	Ground Connect to reference voltage (0V).
131	T	I	Test pin for test mode Connect to 3.3V.
132	W	I	Test pin for writing control Connect to 3.3V.
133	VDD_04	-	Power supply Connect to 3.3V.
134	GND_10	-	Ground Connect to reference voltage (0V).
135	MCLKO	O	Clock (54MHz) output for SGRAM
136	MCLKI	I	Clock (54MHz) return for SGRAM
137	GND_12	-	Ground Connect to reference voltage (0V).
138	MADR_8	O	Address output for SGRAM
139	GND_13	-	Ground Connect to reference voltage (0V).
140	VDD_05	-	Power supply Connect to 3.3V.
141	MADR_7	O	Address output for SGRAM
142	MADR_6		
143	MADR_5		
144	VCC_S05	-	Power supply Connect to 3.3V.
145	GND_S08	-	Ground Connect to reference voltage (0V).
146	MADR_4	O	Address output for SGRAM (LSB)
147	MADR_3		
148	MADR_2		
149	MADR_1		
150	MADR_0		

PM0024AF (DVDM ASSY : IC1001)

No.	Pin Name	I/O	Pin Function
151	MADR_9	O	Address output for SGRAM
152	GND_14	-	Ground Connect to reference voltage (0V).
153	MRASB	O	RAS output for SGRAM
154	MCASB	O	CAS output for SGRAM
155	MWEB	O	Writing control output for SGRAM
156	VDD_06	-	Power supply Connect to 3.3V.
157	GND_15	-	Ground Connect to reference voltage (0V).
158	MDQ_08	I/O	Data input and output for SGRAM with pull-up
159	MDQ_23		
160	MDQ_09		
161	MDQ_22		
162	GND_16	-	Ground Connect to reference voltage (0V).
163	MDQ_10	I/O	Data input and output for SGRAM with pull-up
164	MDQ_21		
165	MDQ_11		
166	MDQ_20		
167	MDQ_12		
168	VCC_S06	-	Power supply Connect to 3.3V.
169	GND_S09	-	Ground Connect to reference voltage (0V).
170	MDQ_19	I/O	Data input and output for SGRAM with pull-up
171	MDQ_13		
172	MDQ_18		
173	MDQ_14		
174	GND_17	-	Ground Connect to reference voltage (0V).
175	MDQ_17	I/O	Data input and output for SGRAM with pull-up
176	MDQ_15		
177	MDQ_16		
178	MDQ_24		
179	MDQ_07		
180	MDQ_25		
181	VDD_07	-	Power supply Connect to 3.3V.
182	GND_S10	-	Ground Connect to reference voltage (0V).
183	MDQ_06	I/O	Data input and output for SGRAM with pull-up
184	MDQ_26		
185	MDQ_05		
186	MDQ_27		
187	MDQ_04		
188	GND_18	-	Ground Connect to reference voltage (0V).
189	MDQ_28	I/O	Data input and output for SGRAM with pull-up (MSB)
190	MDQ_03		
191	MDQ_29		
192	MDQ_02		
193	MDQ_30		
194	MDQ_01		
195	MDQ_31		
196	VCC_S07	-	Power supply Connect to 3.3V.
197	GND_S11	-	Ground Connect to reference voltage (0V).
198	MDQ_00	I/O	Data input and output for SGRAM with pull-up (LSB)
199	TEST_0	I	Test mode cntrol input Connect to GND.
200	T_00	I	Test mode cntrol input Connect to GND.

PM0024AF (DVDM ASSY : IC1001)

No.	Pin Name	I/O	Pin Function
201	GND_19	-	Ground Connect to reference voltage (0V).
202	T_01	I	Test mode cntrol input Connect to GND.
203	T_02		
204	SGLOCK	O	SSG lock output
205	SRN	I	System reset input L: reset Schmitt input
206	SCLK	I	Serial clock input for microcomputer interface Lead in SDATA at rising edge. Schmitt input
207	SDATA	I	Serial data input for microcomputer interface Schmitt input
208	CSB	I	Chip select input for microcomputer interface L: select Schmitt input

3.4 PCB PARTS LIST

- NOTES: • Parts marked by "NSP" are generally unavailable because they are not in our Master Spare Parts List.
 • The Δ mark found on some component parts indicates the importance of the safety factor of the part. Therefore, when replacing, be sure to use parts of identical designation.
 • When ordering resistors, first convert resistance values into code form as shown in the following examples.
 Ex.1 When there are 2 effective digits (any digit apart from 0), such as 560 ohm and 47k ohm (tolerance is shown by J=5%, and K=10%).

560 Ω \rightarrow 56×10^1 \rightarrow 561 RD1/4PU

5	6	1
---	---	---

 J
 47k Ω \rightarrow 47×10^3 \rightarrow 473 RD1/4PU

4	7	3
---	---	---

 J
 0.5 Ω \rightarrow R50 RN2H

R	5	0
---	---	---

 K
 1 Ω \rightarrow 1R0 RS1P

1	R	0
---	---	---

Ex.2 When there are 3 effective digits (such as in high precision metal film resistors).

5.62k Ω \rightarrow 562×10^1 \rightarrow 5621 RN1/4PC

5	6	2	1
---	---	---	---

 F

A LOMB ASSY

Mark	Ver. (DB-VPBxxx)	No.	Part No. (for PCS)	Description	Part No. (for MJI)
NSP		CN401	---	OTHERS B2B-PH-K-S KR CONNECTOR	---

NOTE : "NSP" PART IS LISTED FOR REFERENCE ONLY, MARANTZ WILL NOT SUPPLY THESE PARTS.

B LOSB ASSY

Mark	Ver. (DB-VPBxxx)	No.	Part No. (for PCS)	Description	Part No. (for MJI)
		S301	9965 000 07961	SWITCH VSK1011	*SM000340R
NSP		CN303	---	OTHERS B2B-PH-K-S KR CONNECTOR	---
NSP		CN302	---	VKN1268 8P FFC CONNECTOR	---
NSP		CN301	---	VKN1272 12P FFC CONNECTOR	---

NOTE : "NSP" PART IS LISTED FOR REFERENCE ONLY, MARANTZ WILL NOT SUPPLY THESE PARTS.

C SMEB ASSY

Mark	Ver. (DB-VPBxxx)	No.	Part No. (for PCS)	Description	Part No. (for MJI)
		S201	9965 000 07962	SWITCH DSG1016	*SP001020R
NSP		CN201	---	OTHERS 52044-0345 3P FFC CONNECTOR	---
NSP		CN202	---	VKN1212 8P FFC CONNECTOR	---
NSP			---	VNP1722 PC BOARD SMEB	---

NOTE : "NSP" PART IS LISTED FOR REFERENCE ONLY, MARANTZ WILL NOT SUPPLY THESE PARTS.

D FGSB ASSY

Mark	Ver. (DB-VPBxxx)	No.	Part No. (for PCS)	Description	Part No. (for MJI)
		PC101	9965 000 07963	SEMICONDUCTOR GP2S60	*HW100500R
NSP		ALL Resistors	---	RESISTOR RS1/10S****J	---

NOTE : "NSP" PART IS LISTED FOR REFERENCE ONLY, MARANTZ WILL NOT SUPPLY THESE PARTS.

E DVDM ASSY

Mark	Ver. (DB-VPBxxx)	No.	Part No. (for PCS)	Description	Part No. (for MJ)
				SEMICONDUCTORS	
	/A/C/F/L/S/U	IC261	4822 209 14825	BA4510F	HC10159210
		IC281	4822 209 14825	BA4510F	HC10159210
		IC302	4822 209 14825	BA4510F	HC10159210
		IC251	9965 000 11621	BA6195FP	*HC107600R
		IC1002	9965 000 11622	HY58163210TQ-10F	*HC107610R
		IC702	9965 000 11623	K4E640812C-TC60	*HC107620R
		IC101	9965 000 07966	LA9701M	*HC105850R
		IC201	9965 000 07967	LC78652W	*HC105860R
		IC351	9965 000 07968	M56788FP	*HC105870R
		IC803	9965 000 07969	M5M4V18165DTP-6S	*HC106040R
		IC801	9965 000 11624	M65774AFP	*HC107630R
		IC805	9965 000 11625	MB81F161622C-80FN	*HC107640R
	/A/C/L/N/S	IC806	9965 000 11625	MB81F161622C-80FN	*HC107640R
		IC601	9965 000 07973	PD3410A	*HU100400R
		IC701	9965 000 11626	PE5220A	*HC107650R
		IC1001	9965 000 11627	PM0024AF	*HC107660R
		IC1003	9965 000 11628	PM0030A	*HC107670R
▲		IC1201	9965 000 07637	PQ2TZ15	HC98903320
▲		IC891	9965 000 07637	PQ2TZ15	HC98903320
		IC951	9965 000 11629	SM8703AV	*HC107680R
▲		IC401	9965 000 11630	TA78M08F	*HC107690R
		IC604	9965 000 10305	TC55V1001AF8	*HC106830R
		IC907	9965 000 11631	TC74VHC153FT	*HC107700R
		IC902	9965 000 04633	TC74VHC157FT	HC005805K0
		IC612	9965 000 11668	TC74VHC541FT	HC006105K0
		IC608	9965 000 11670	TC74VHCT541AFT	HC008805K0
		IC958	5322 209 16665	TC7S02F	*HC107710R
		IC959	5322 209 16665	TC7S02F	*HC107710R
		IC161	9965 000 04141	TC7SET08FU	*HC107720R
		IC915	9965 000 04141	TC7SET08FU	*HC107720R
		IC916	9965 000 04141	TC7SET08FU	*HC107720R
		IC613	4822 209 90685	TC7SH04FU	HC007705K0
		IC917	4822 209 90687	TC7SH08FU	HC10440050
		IC912	4822 209 17359	TC7SHU04F	*HC105940R
		IC299	9965 000 11632	TC7SZ32FU	*HC107730R
		IC303	9965 000 11633	TC7SZU04F	*HC107740R
		IC304	9965 000 11633	TC7SZU04F	*HC107740R
	/A/C/F/L/S/U	IC271	9965 000 02109	TC7W53FU	HC007105K0
	/A/C/F/L/S/U	IC282	9965 000 02109	TC7W53FU	HC007105K0
		IC901	9965 000 11673	TC7WH157FU	HC009105K0
		IC904	9965 000 11673	TC7WH157FU	HC009105K0
		IC956	9965 000 10306	TC7WH74FU	*HC105950R
		IC957	9965 000 10306	TC7WH74FU	*HC105950R
		IC603	9965 000 11634	VYW1790	*HC107750R
		Q109	4822 130 10698	2SA1576A	HX100012A0
		Q1310-Q1312	4822 130 10698	2SA1576A	HX100012A0
		Q1410-Q1412	4822 130 10698	2SA1576A	HX100012A0
		Q1510-Q1512	4822 130 10698	2SA1576A	HX100012A0
		Q1610-Q1612	4822 130 10698	2SA1576A	HX100012A0

NOTE : "NSP" PART IS LISTED FOR REFERENCE ONLY, MARANTZ WILL NOT SUPPLY THESE PARTS.

Mark	Ver. (DB-VPBxxx)	No.	Part No. (for PCS)	Description	Part No. (for MJ1)
		Q1710-Q1712	4822 130 10698	2SA1576A	HX100012A0
		Q105	4822 130 60669	2SC4081	HX300012A0
		Q114	4822 130 60669	2SC4081	HX300012A0
		Q130	4822 130 60669	2SC4081	HX300012A0
		Q603	4822 130 60669	2SC4081	HX300012A0
		Q602	9965 000 10308	DTA114EUA	*BA000900R
		Q107	9965 000 10308	DTC114EUA	*BA000900R
		Q111	9965 000 10308	DTC114EUA	*BA000900R
	/A/C/F/L/S/U	Q271	9965 000 10308	DTC114EUA	*BA000900R
	/A/C/F/L/S/U	Q281	9965 000 10308	DTC114EUA	*BA000900R
		Q601	9965 000 10308	DTC114EUA	*BA000900R
		Q102	4822 130 63838	HN1A01F	BA10011050
		Q106	4822 130 63838	HN1A01F	BA10011050
		Q103	9965 000 07977	HN1B04FU	*BA000920R
		Q542	9965 000 07977	HN1B04FU	*BA000920R
		Q543	9965 000 07977	HN1B04FU	*BA000920R
		Q101	4822 130 63843	HN1C01F	*BA000930R
		Q112	9965 000 07978	HN1C01FU	*BA000940R
		Q113	9965 000 07978	HN1C01FU	*BA000940R
		Q108	9965 000 10309	HN1K03FU	*BA000950R
		Q571	9965 000 07980	RN1911	*BA000960R
		D302	9965 000 10310	KV1470	*HZ400010R
		D303	9965 000 10310	KV1470	*HZ400010R
		D601	9322 154 46685	RB501V-40	*HZ200100R
		D571	9965 000 06882	RB521S-30	*HZ200110R
		D572	9965 000 06882	RB521S-30	*HZ200110R
				COILS AND FILTERS	
NSP		L1001	---	LCYA100J2520	---
NSP		L304	---	LCYA1R5J2520	---
NSP		L101	---	LCYA8R2J2520	---
NSP		L330	---	LCYA8R2J2520	---
NSP		F1311	---	VTF1168 11MHz LPF (VIDEO)	---
NSP		F1411	---	VTF1168 11MHz LPF (VIDEO)	---
NSP		F1511	---	VTF1168 11MHz LPF (VIDEO)	---
NSP		F1611	---	VTF1169 VIDEO FILTER	---
		L1801	9965 000 11619	VTL1124 CHIP BEAD	*FN000160R
		L1821	9965 000 11619	VTL1124 CHIP BEAD	*FN000160R
		L601	9965 000 11619	VTL1124 CHIP BEAD	*FN000160R
		L701	9965 000 11619	VTL1124 CHIP BEAD	*FN000160R
		L703	9965 000 11619	VTL1124 CHIP BEAD	*FN000160R
		L805	9965 000 11619	VTL1124 CHIP BEAD	*FN000160R
		L861	9965 000 11619	VTL1124 CHIP BEAD	*FN000160R
		L891	9965 000 11619	VTL1124 CHIP BEAD	*FN000160R
		L892	9965 000 11619	VTL1124 CHIP BEAD	*FN000160R
		L9001	9965 000 11619	VTL1124 CHIP BEAD	*FN000160R
		L9003	9965 000 11619	VTL1124 CHIP BEAD	*FN000160R
		L9004	9965 000 11619	VTL1124 CHIP BEAD	*FN000160R
		L9010	9965 000 11619	VTL1124 CHIP BEAD	*FN000160R

NOTE : "NSP" PART IS LISTED FOR REFERENCE ONLY, MARANTZ WILL NOT SUPPLY THESE PARTS.

Mark	Ver. (DB-VPBxxx)	No.	Part No. (for PCS)	Description	Part No. (for MJL)
				CAPACITORS	
NSP		C612	---	CCSRCH100D50	---
NSP		C1072	---	CCSRCH101J50	---
NSP		C123	---	CCSRCH101J50	---
NSP		C145	---	CCSRCH101J50	---
NSP		C583	---	CCSRCH101J50	---
NSP		C617	---	CCSRCH101J50	---
NSP		C655	---	CCSRCH101J50	---
NSP		C727	---	CCSRCH101J50	---
NSP		C728	---	CCSRCH101J50	---
NSP		C959	---	CCSRCH101J50	---
NSP		C216	---	CCSRCH102J50	---
NSP	/A/C/F/L/S/U	C275	---	CCSRCH102J50	---
NSP		C313	---	CCSRCH102J50	---
NSP		C104-C108	---	CCSRCH150J50	---
NSP		C126	---	CCSRCH150J50	---
NSP		C314	---	CCSRCH150J50	---
NSP		C333	---	CCSRCH150J50	---
NSP		C206	---	CCSRCH151J50	---
NSP		C210	---	CCSRCH151J50	---
NSP		C211	---	CCSRCH151J50	---
NSP		C152	---	CCSRCH221J50	---
NSP		C151	---	CCSRCH270J50	---
NSP		C209	---	CCSRCH331J50	---
NSP		C324	---	CCSRCH331J50	---
NSP		C391	---	CCSRCH331J50	---
NSP		C392	---	CCSRCH331J50	---
NSP		C584	---	CCSRCH331J50	---
NSP		C656	---	CCSRCH331J50	---
NSP		C122	---	CCSRCH391J50	---
NSP		C116	---	CCSRCH470J50	---
NSP		C128	---	CCSRCH470J50	---
NSP		C134	---	CCSRCH470J50	---
NSP		C297	---	CCSRCH470J50	---
NSP		C335	---	CCSRCH470J50	---
NSP		C208	---	CCSRCH471J50	---
NSP		C1321	---	CCSRCH4R0C50	---
NSP		C1421	---	CCSRCH4R0C50	---
NSP		C1521	---	CCSRCH4R0C50	---
NSP	/A/C/F/L/S/U	C283	---	CCSRCH560J50	---
NSP	/A/C/F/L/S/U	C284	---	CCSRCH560J50	---
NSP		C127	---	CCSRCH5R0C50	---
NSP	/A/C/F/L/S/U	C281	---	CCSRCH5R0C50	---
NSP	/A/C/F/L/S/U	C282	---	CCSRCH5R0C50	---
NSP		C334	---	CCSRCH5R0C50	---
NSP		C124	---	CCSRCH680J50	---
NSP		C146	---	CCSRCH680J50	---
NSP	/A/C/F/L/S/U	C286	---	CCSRCH680J50	---
NSP		C117	---	CCSRCH681J25	---
NSP		C240	---	CCSRCH681J25	---
NSP		C351	---	CCSRCH681J25	---

NOTE : "NSP" PART IS LISTED FOR REFERENCE ONLY, MARANTZ WILL NOT SUPPLY THESE PARTS.

Mark	Ver. (DB-VPBxxx)	No.	Part No. (for PCS)	Description	Part No. (for MJI)
NSP		C360	---	CCSRCH681J25	---
NSP		C956	---	CCSRCH8R0D50	---
NSP		C1087	---	CEV100M35	---
NSP		C1088	---	CEV100M35	---
NSP		C1836	---	CEV100M35	---
NSP		C115	---	CEV101M16	---
NSP		C129	---	CEV101M16	---
NSP		C149	---	CEV101M16	---
NSP		C201	---	CEV101M16	---
NSP		C205	---	CEV101M16	---
NSP		C254	---	CEV101M16	---
NSP		C358	---	CEV101M16	---
NSP		C368	---	CEV101M16	---
NSP		C369	---	CEV101M16	---
NSP		C402	---	CEV101M16	---
NSP		C405	---	CEV101M16	---
NSP		C408	---	CEV101M16	---
NSP		C411	---	CEV101M16	---
NSP		C414	---	CEV101M16	---
NSP		C417	---	CEV101M16	---
NSP		C419	---	CEV101M16	---
NSP		C422	---	CEV101M16	---
NSP		C429	---	CEV101M16	---
NSP		C431	---	CEV101M16	---
NSP		C450	---	CEV101M16	---
NSP		C453	---	CEV101M16	---
NSP		C454	---	CEV101M16	---
NSP		C601	---	CEV101M16	---
NSP		C731	---	CEV101M16	---
NSP		C773	---	CEV101M16	---
NSP		C802	---	CEV101M16	---
NSP		C826	---	CEV101M16	---
NSP		C861	---	CEV101M16	---
NSP		C113	---	CEV220M16	---
NSP		C139	---	CEV220M16	---
NSP		C237	---	CEV220M6R3	---
NSP		C1003	---	CEV221M4	---
NSP		C1013	---	CEV221M4	---
NSP		C1014	---	CEV221M4	---
NSP		C1024	---	CEV221M4	---
NSP		C1029	---	CEV221M4	---
NSP		C1084	---	CEV221M4	---
NSP		C1203	---	CEV221M4	---
NSP		C142	---	CEV221M4	---
NSP		C1802	---	CEV221M4	---
NSP		C1822	---	CEV221M4	---
NSP		C1831	---	CEV221M4	---
NSP		C1832	---	CEV221M4	---
NSP		C1838	---	CEV221M4	---
NSP		C801	---	CEV221M4	---
NSP		C803	---	CEV221M4	---

NOTE : "NSP" PART IS LISTED FOR REFERENCE ONLY, MARANTZ WILL NOT SUPPLY THESE PARTS.

Mark	Ver. (DB-VPBxxx)	No.	Part No. (for PCS)	Description	Part No. (for MJL)
NSP		C951	---	CEV221M4	---
NSP		C952	---	CEV221M4	---
NSP		C111	---	CEV470M6R3	---
NSP		C207	---	CEV470M6R3	---
NSP		C591	---	CKSQYB103K50	---
NSP		C112	---	CKSQYB105K10	---
NSP		C140	---	CKSQYB105K10	---
NSP		C223	---	CKSQYB105K10	---
NSP		C224	---	CKSQYB105K10	---
NSP		C264	---	CKSQYB105K10	---
NSP		C312	---	CKSQYB105K10	---
NSP		C114	---	CKSQYF104Z25	---
NSP		C581	---	CKSQYF104Z25	---
NSP		C628	---	CKSQYF104Z25	---
NSP		C1005-C1009	---	CKSQYF105Z16	---
NSP		C1016	---	CKSQYF105Z16	---
NSP		C1026	---	CKSQYF105Z16	---
NSP		C1033	---	CKSQYF105Z16	---
NSP		C1035	---	CKSQYF105Z16	---
NSP		C1036	---	CKSQYF105Z16	---
NSP		C1040	---	CKSQYF105Z16	---
NSP		C1041	---	CKSQYF105Z16	---
NSP		C1044-C1046	---	CKSQYF105Z16	---
NSP		C1051-C1053	---	CKSQYF105Z16	---
NSP		C1055	---	CKSQYF105Z16	---
NSP		C1056	---	CKSQYF105Z16	---
NSP		C1082	---	CKSQYF105Z16	---
NSP		C1083	---	CKSQYF105Z16	---
NSP		C125	---	CKSQYF105Z16	---
NSP		C1803	---	CKSQYF105Z16	---
NSP		C1804	---	CKSQYF105Z16	---
NSP		C1816	---	CKSQYF105Z16	---
NSP		C1817	---	CKSQYF105Z16	---
NSP		C1823-C1825	---	CKSQYF105Z16	---
NSP		C1834	---	CKSQYF105Z16	---
NSP		C1835	---	CKSQYF105Z16	---
NSP		C217	---	CKSQYF105Z16	---
NSP		C327	---	CKSQYF105Z16	---
NSP		C328	---	CKSQYF105Z16	---
NSP		C451	---	CKSQYF105Z16	---
NSP		C452	---	CKSQYF105Z16	---
NSP		C1030	---	CKSQYF225Z16	---
NSP		C148	---	CKSQYF225Z16	---
NSP		C150	---	CKSQYF225Z16	---
NSP		C1840	---	CKSQYF225Z16	---
NSP		C862	---	CKSQYF225Z16	---
NSP		C864	---	CKSQYF225Z16	---
NSP		C866	---	CKSQYF225Z16	---
NSP		C868	---	CKSQYF225Z16	---
NSP		C870	---	CKSQYF225Z16	---
NSP		C873	---	CKSQYF225Z16	---

NOTE : "NSP" PART IS LISTED FOR REFERENCE ONLY, MARANTZ WILL NOT SUPPLY THESE PARTS.

Mark	Ver. (DB-VPBxxx)	No.	Part No. (for PCS)	Description	Part No. (for MJI)
NSP	/A/C/L/N/S	C880	---	CKSQYF225Z16	---
NSP		C225	---	CKSRYB103K50	---
NSP		C239	---	CKSRYB103K50	---
NSP		C722	---	CKSRYB103K50	---
NSP		C101	---	CKSRYB104K16	---
NSP		C118-C120	---	CKSRYB104K16	---
NSP		C212	---	CKSRYB104K16	---
NSP		C213	---	CKSRYB104K16	---
NSP		C227	---	CKSRYB104K16	---
NSP		C231	---	CKSRYB104K16	---
NSP		C263	---	CKSRYB104K16	---
NSP		C315	---	CKSRYB104K16	---
NSP		C317	---	CKSRYB104K16	---
NSP		C153	---	CKSRYB223K50	---
NSP		C266	---	CKSRYB223K50	---
NSP	/A/C/F/L/S/U	C271-C274	---	CKSRYB223K50	---
NSP		C357	---	CKSRYB332K50	---
NSP		C214	---	CKSRYB472K50	---
NSP		C251	---	CKSRYB472K50	---
NSP		C261	---	CKSRYB472K50	---
NSP		C352	---	CKSRYB472K50	---
NSP		C330	---	CKSRYB682K50	---
NSP		C133	---	CKSRYF103Z50	---
NSP		C136	---	CKSRYF103Z50	---
NSP		C1826	---	CKSRYF103Z50	---
NSP		C203	---	CKSRYF103Z50	---
NSP		C220	---	CKSRYF103Z50	---
NSP		C256	---	CKSRYF103Z50	---
NSP		C320-C322	---	CKSRYF103Z50	---
NSP		C354-C356	---	CKSRYF103Z50	---
NSP		C371	---	CKSRYF103Z50	---
NSP		C619	---	CKSRYF103Z50	---
NSP		C703	---	CKSRYF103Z50	---
NSP		C100	---	CKSRYF104Z16	---
NSP		C1017	---	CKSRYF104Z16	---
NSP		C1018	---	CKSRYF104Z16	---
NSP		C102	---	CKSRYF104Z16	---
NSP		C121	---	CKSRYF104Z16	---
NSP		C131	---	CKSRYF104Z16	---
NSP		C138	---	CKSRYF104Z16	---
NSP		C143	---	CKSRYF104Z16	---
NSP	/A/C/F/L/S/U	C279	---	CKSRYF104Z16	---
NSP	/A/C/F/L/S/U	C285	---	CKSRYF104Z16	---
NSP	/A/C/F/L/S/U	C287	---	CKSRYF104Z16	---
NSP		C332	---	CKSRYF104Z16	---
NSP		C353	---	CKSRYF104Z16	---
NSP		C359	---	CKSRYF104Z16	---
NSP		C365-C367	---	CKSRYF104Z16	---
NSP		C406	---	CKSRYF104Z16	---
NSP		C409	---	CKSRYF104Z16	---
NSP		C428	---	CKSRYF104Z16	---

NOTE : "NSP" PART IS LISTED FOR REFERENCE ONLY, MARANTZ WILL NOT SUPPLY THESE PARTS.

Mark	Ver. (DB-VPBxxx)	No.	Part No. (for PCS)	Description	Part No. (for MJL)
NSP		C576	---	CKSRYP104Z16	---
NSP		C609	---	CKSRYP104Z16	---
NSP		C713	---	CKSRYP104Z16	---
NSP		C716	---	CKSRYP104Z16	---
NSP		C863	---	CKSRYP104Z16	---
NSP		C865	---	CKSRYP104Z16	---
NSP		C867	---	CKSRYP104Z16	---
NSP		C869	---	CKSRYP104Z16	---
NSP		C871	---	CKSRYP104Z16	---
NSP		C872	---	CKSRYP104Z16	---
NSP		C1019-C1021	---	CKSRYP105Z10	---
NSP		C1027	---	CKSRYP105Z10	---
NSP		C109	---	CKSRYP105Z10	---
NSP		C110	---	CKSRYP105Z10	---
NSP		C130	---	CKSRYP105Z10	---
NSP		C1302-C1304	---	CKSRYP105Z10	---
NSP		C1402-C1404	---	CKSRYP105Z10	---
NSP		C1502-C1504	---	CKSRYP105Z10	---
NSP		C1602-C1604	---	CKSRYP105Z10	---
NSP		C161	---	CKSRYP105Z10	---
NSP		C1702-C1704	---	CKSRYP105Z10	---
NSP		C1805-C1815	---	CKSRYP105Z10	---
NSP		C1818	---	CKSRYP105Z10	---
NSP		C1819	---	CKSRYP105Z10	---
NSP		C1837	---	CKSRYP105Z10	---
NSP		C199	---	CKSRYP105Z10	---
NSP		C204	---	CKSRYP105Z10	---
NSP		C215	---	CKSRYP105Z10	---
NSP		C221	---	CKSRYP105Z10	---
NSP		C222	---	CKSRYP105Z10	---
NSP		C226	---	CKSRYP105Z10	---
NSP		C230	---	CKSRYP105Z10	---
NSP		C236	---	CKSRYP105Z10	---
NSP		C255	---	CKSRYP105Z10	---
NSP		C265	---	CKSRYP105Z10	---
NSP		C298	---	CKSRYP105Z10	---
NSP		C299	---	CKSRYP105Z10	---
NSP		C319	---	CKSRYP105Z10	---
NSP		C329	---	CKSRYP105Z10	---
NSP		C430	---	CKSRYP105Z10	---
NSP		C542	---	CKSRYP105Z10	---
NSP		C543	---	CKSRYP105Z10	---
NSP		C602-C607	---	CKSRYP105Z10	---
NSP		C610	---	CKSRYP105Z10	---
NSP		C611	---	CKSRYP105Z10	---
NSP		C613-C616	---	CKSRYP105Z10	---
NSP		C622	---	CKSRYP105Z10	---
NSP		C623	---	CKSRYP105Z10	---
NSP		C626	---	CKSRYP105Z10	---
NSP		C631	---	CKSRYP105Z10	---
NSP		C653	---	CKSRYP105Z10	---

NOTE : "NSP" PART IS LISTED FOR REFERENCE ONLY, MARANTZ WILL NOT SUPPLY THESE PARTS.

Mark	Ver. (DB-VPBxxx)	No.	Part No. (for PCS)	Description	Part No. (for MJI)
NSP		C654	---	CKSRYP105Z10	---
NSP		C702	---	CKSRYP105Z10	---
NSP		C704-C708	---	CKSRYP105Z10	---
NSP		C710-C712	---	CKSRYP105Z10	---
NSP		C717	---	CKSRYP105Z10	---
NSP		C718	---	CKSRYP105Z10	---
NSP		C721	---	CKSRYP105Z10	---
NSP		C724	---	CKSRYP105Z10	---
NSP		C725	---	CKSRYP105Z10	---
NSP		C771	---	CKSRYP105Z10	---
NSP		C772	---	CKSRYP105Z10	---
NSP		C799	---	CKSRYP105Z10	---
NSP		C806-C809	---	CKSRYP105Z10	---
NSP		C811-C818	---	CKSRYP105Z10	---
NSP		C821-C825	---	CKSRYP105Z10	---
NSP		C827-C830	---	CKSRYP105Z10	---
NSP		C832	---	CKSRYP105Z10	---
NSP		C833	---	CKSRYP105Z10	---
NSP		C836-C838	---	CKSRYP105Z10	---
NSP		C840	---	CKSRYP105Z10	---
NSP	/A/C/L/N/S	C875	---	CKSRYP105Z10	---
NSP	/A/C/L/N/S	C876	---	CKSRYP105Z10	---
NSP	/A/C/L/N/S	C878	---	CKSRYP105Z10	---
NSP	/A/C/L/N/S	C879	---	CKSRYP105Z10	---
NSP	/A/C/L/N/S	C884	---	CKSRYP105Z10	---
NSP		C901	---	CKSRYP105Z10	---
NSP		C902	---	CKSRYP105Z10	---
NSP		C904	---	CKSRYP105Z10	---
NSP		C907	---	CKSRYP105Z10	---
NSP		C915	---	CKSRYP105Z10	---
NSP		C916	---	CKSRYP105Z10	---
NSP		C918	---	CKSRYP105Z10	---
NSP		C927	---	CKSRYP105Z10	---
NSP		C953	---	CKSRYP105Z10	---
NSP		C954	---	CKSRYP105Z10	---
NSP		C957	---	CKSRYP105Z10	---
NSP		C958	---	CKSRYP105Z10	---
NSP		C969	---	CKSRYP105Z10	---
NSP		C972-C974	---	CKSRYP105Z10	---
NSP		C372	---	CKSRYP223Z50	---
NSP		C1015	---	VCG1039 (4.7mF)	---
NSP		C1833	---	VCG1039 (4.7mF)	---
NSP		C147	---	VCH1211 (100F/6.3V)	---
NSP		C620	---	VCH1211 (100F/6.3V)	---
NSP		C715	---	VCH1211 (100F/6.3V)	---
NSP		C892	---	VCH1211 (100F/6.3V)	---
NSP		C709	---	VCH1219 (2.2mF/6.3V)	---
NSP		C720	---	VCH1219 (2.2mF/6.3V)	---
NSP		C723	---	VCH1219 (2.2mF/6.3V)	---
		VC951	9965 000 11618	VCM1013 (30pF)	*CX000010R

NOTE : "NSP" PART IS LISTED FOR REFERENCE ONLY, MARANTZ WILL NOT SUPPLY THESE PARTS.

Mark	Ver. (DB-VPBxxx)	No.	Part No. (for PCS)	Description	Part No. (for MJJ)
				RESISTORS	
NSP		R545	---	RAB4C103J	---
NSP		R594	---	RAB4C103J	---
NSP		R613	---	RAB4C103J	---
NSP		R637	---	RAB4C103J	---
NSP		R637	---	RAB4C103J	---
NSP		R648	---	RAB4C103J	---
NSP		R649	---	RAB4C103J	---
NSP		R707	---	RAB4C103J	---
NSP		R755	---	RAB4C103J	---
NSP		R1053-R1055	---	RAB4C220J	---
NSP		R121	---	RAB4C220J	---
NSP		R595	---	RAB4C220J	---
NSP		R609	---	RAB4C220J	---
NSP		R610	---	RAB4C220J	---
NSP		R616	---	RAB4C220J	---
NSP		R617	---	RAB4C220J	---
NSP		R733	---	RAB4C220J	---
NSP		R734	---	RAB4C220J	---
NSP		R804	---	RAB4C220J	---
NSP		R805	---	RAB4C220J	---
NSP		R860	---	RAB4C220J	---
NSP		R863	---	RAB4C220J	---
NSP		R867-R873	---	RAB4C220J	---
NSP		R876	---	RAB4C220J	---
NSP		R877	---	RAB4C220J	---
NSP		R123	---	RAB4C390J	---
NSP		R602	---	RAB4C470J	---
NSP		R605-R608	---	RAB4C470J	---
NSP		R738-R741	---	RAB4C470J	---
NSP		R715,R716	---	RAB4C473J	---
NSP		R1200	---	RS1/10S0R0J	---
NSP		R173	---	RS1/10S0R0J	---
NSP		R350	---	RS1/10S0R0J	---
NSP		R3510	---	RS1/10S0R0J	---
NSP		R380	---	RS1/10S0R0J	---
NSP		R411-R418	---	RS1/10S0R0J	---
NSP		R420	---	RS1/10S0R0J	---
NSP		R571-R574	---	RS1/10S0R0J	---
NSP		R576	---	RS1/10S0R0J	---
NSP		R577	---	RS1/10S0R0J	---
NSP		R900	---	RS1/10S0R0J	---
NSP		R951	---	RS1/10S0R0J	---
NSP		R986	---	RS1/10S0R0J	---
NSP	/N	R215	---	RS1/16S0R0J	---
NSP	/N	R273	---	RS1/16S0R0J	---
NSP	/A/C/F/L/S/U	R280	---	RS1/16S0R0J	---
NSP	/N	R712	---	RS1/16S0R0J	---
NSP	/A/C/F/L/S/U	R713	---	RS1/16S0R0J	---
NSP		R1720	---	RS1/16S1002F	---
NSP	/A/C/F/L/S/U	R287	---	RS1/16S1002F	---

NOTE : "NSP" PART IS LISTED FOR REFERENCE ONLY, MARANTZ WILL NOT SUPPLY THESE PARTS.

Mark	Ver. (DB-VPBxxx)	No.	Part No. (for PCS)	Description	Part No. (for MJ1)
NSP	/F/N/U	R4	---	RS1/16S103J	---
NSP		R1314	---	RS1/16S1501F	---
NSP		R1414	---	RS1/16S1501F	---
NSP		R1514	---	RS1/16S1501F	---
NSP	/A/C/F/L/S/U	R289	---	RS1/16S1503F	---
NSP		R358	---	RS1/16S1503F	---
NSP		R361	---	RS1/16S1503F	---
NSP	/A/C/F/L/S/U	R288	---	RS1/16S1801F	---
NSP	/A/C/L/N/S	R3	---	RS1/16S223J	---
NSP		R1027	---	RS1/16S2401F	---
NSP		R1320	---	RS1/16S2701F	---
NSP		R1420	---	RS1/16S2701F	---
NSP		R1520	---	RS1/16S2701F	---
NSP		R1058-R1060	---	RS1/16S3300F	---
NSP		R1313	---	RS1/16S3300F	---
NSP		R1413	---	RS1/16S3300F	---
NSP		R1513	---	RS1/16S3300F	---
NSP		R1613	---	RS1/16S4700F	---
NSP		R1713	---	RS1/16S4700F	---
NSP	/A/C/F/L/S/U	R275	---	RS1/16S472J	---
NSP	/A/C/F/L/S/U	R281-R284	---	RS1/16S472J	---
NSP	/A/C/F/L/S/U	R290	---	RS1/16S472J	---
NSP	/A/C/F/L/S/U	R274	---	RS1/16S473J	---
NSP	/A/C/F/L/S/U	R279	---	RS1/16S473J	---
NSP	/A/C/F/L/S/U	R285	---	RS1/16S683J	---
NSP	/A/C/F/L/S/U	R286	---	RS1/16S683J	---
NSP		R357	---	RS1/16S7502F	---
NSP		R362	---	RS1/16S7502F	---
		VR1001	9965 000 11637	VCP1125 (1k Ω)	*RA001040R
		VR1831	9965 000 11637	VCP1125 (1k Ω)	*RA001040R
NSP		Other Resistors	---	RS1/16SxxxJ	---
				OTHERS	
		X951	9965 000 11636	VSS1086 CHIP CRYSTAL (27.0MHz)	*JX000900R
NSP			---	VDA1681 FLEXIBLE CABLE 7P	---
▲		P101	9965 000 11620	VEK1060 CHIP FUSE (0.8A)	*FS000910R
NSP		CN120	---	VKN1464 24P FFC CONNECTOR	---
NSP		CN105	---	VKN1475 16P FFC CONNECTOR	---
NSP		CN104	---	VKN1498 12P FFC CONNECTOR	---
NSP		CN512	---	VKN1498 12P FFC CONNECTOR	---
NSP		CN121	---	VKN1506 20P FFC CONNECTOR	---
NSP		CN112	---	VKN1792 B TO B CONNECTOR 30P	---
NSP		CN101	---	VKN1618 28P FFC CONNECTOR	---
NSP		CN103	---	VKN1618 28P FFC CONNECTOR	---
NSP		CN111	---	VKN1793 B TO B CONNECTOR 50P	---
NSP		KN1	---	VNF1109 EARTH METAL FITTING	---

NOTE : "NSP" PART IS LISTED FOR REFERENCE ONLY, MARANTZ WILL NOT SUPPLY THESE PARTS.