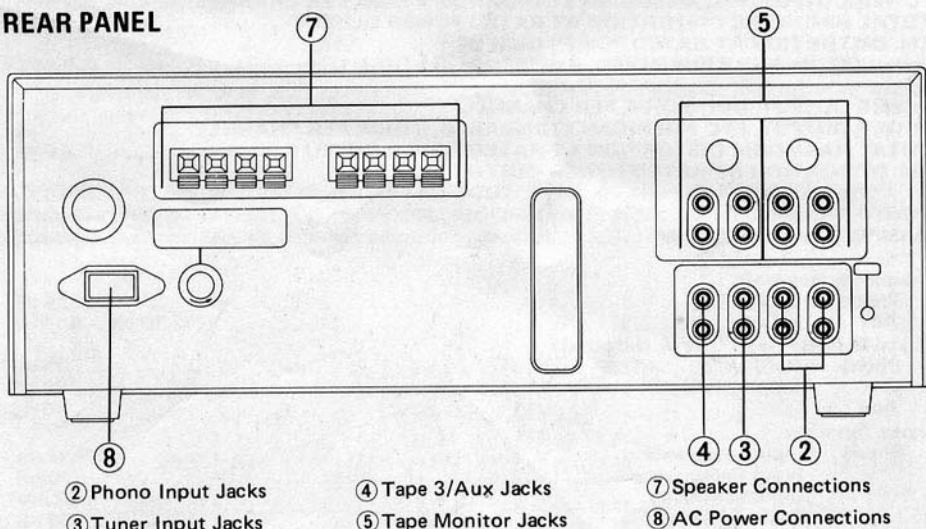
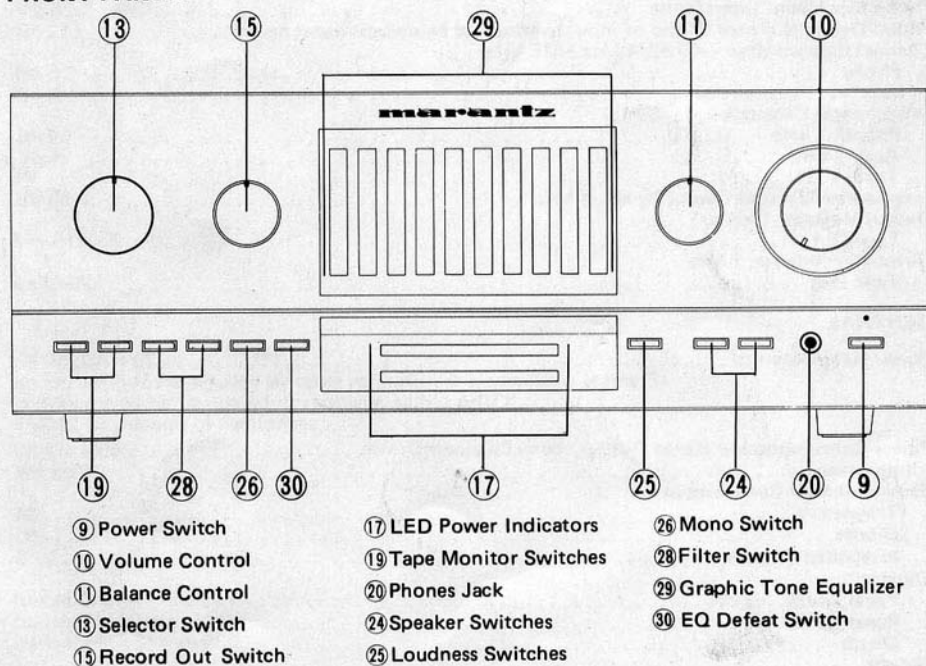


# Model PM710DC

## REAR PANEL



## FRONT PANEL



For Tape Recording, See ㉔

For Tape Monitoring, See ㉕

For Tape Dubbing, See ㉖

# TECHNICAL SPECIFICATIONS (DIN)

## AUDIO SECTION

POWER OUTPUT, DIN, 4 OHM, PER CHANNEL	100W
POWER OUTPUT, FTC AMERICAN STANDARDS, 4 OHM, PER CHANNEL	88W
TOTAL HARMONIC DISTORTION AT RATED POWER OUTPUT	0.06%
I.M. DISTORTION AT RATED POWER OUTPUT (250 Hz AND 8 kHz MIXED, AMPLITUDE RATIO 4:1)	0.06%

POWER OUTPUT, DIN, 8 OHM, PER CHANNEL	80W
POWER OUTPUT, FTC AMERICAN STANDARDS, 8 OHM, PER CHANNEL	70W
TOTAL HARMONIC DISTORTION AT RATED POWER OUTPUT	0.03%
I.M. DISTORTION AT RATED POWER OUTPUT (250 Hz AND 8 kHz MIXED, AMPLITUDE RATIO 4:1)	0.03%
POWER BANDWIDTH	0 Hz ~ 70 kHz
DAMPING FACTOR 8 OHM	110

Frequency Response	
Phono (RIAA)	±0.25 dB
Aux (±1 dB)	10 Hz ~ 60 kHz

Signal-to-Noise Ratio (IHF-A Network)	
Phono (MC)	78 dB
(MM)	88 dB
Aux	93 dB

Input Terminals	
Phono: Input Impedance	47k ohms
Input Capacitance	220 pF
Input Sensitivity	0.33 mV
Overload Margin	38 dB
Aux: Input Impedance	25k ohms
Input Sensitivity	18 mV
Phono Equivalent Input Noise	0.38 µV
Phono Dynamic Range (Ratio of input overload to equivalent input noise)	112 dB
Channel Balance (0 to -40 dB/40 Hz ~ 16 kHz)	
Phono	2.0 dB
Aux	1.6 dB

Interchannel Crosstalk	
Phono, 1 kHz	50 dB
Aux, 1 kHz	65 dB
Tape, 1 kHz	65 dB
Intersource Crosstalk (Worst Point), 1 kHz	58 dB
Output Voltage, 1 kHz	
Tape Out	415 mV
Output Impedance, 1 kHz	
Tape Out	220 ohms

## GENERAL

Power Requirements	220V AC, 50 Hz
	(E and N versions are featuring an external voltage selector for use on 110V. Other versions can be converted by a qualified technician to operate on 240V.)

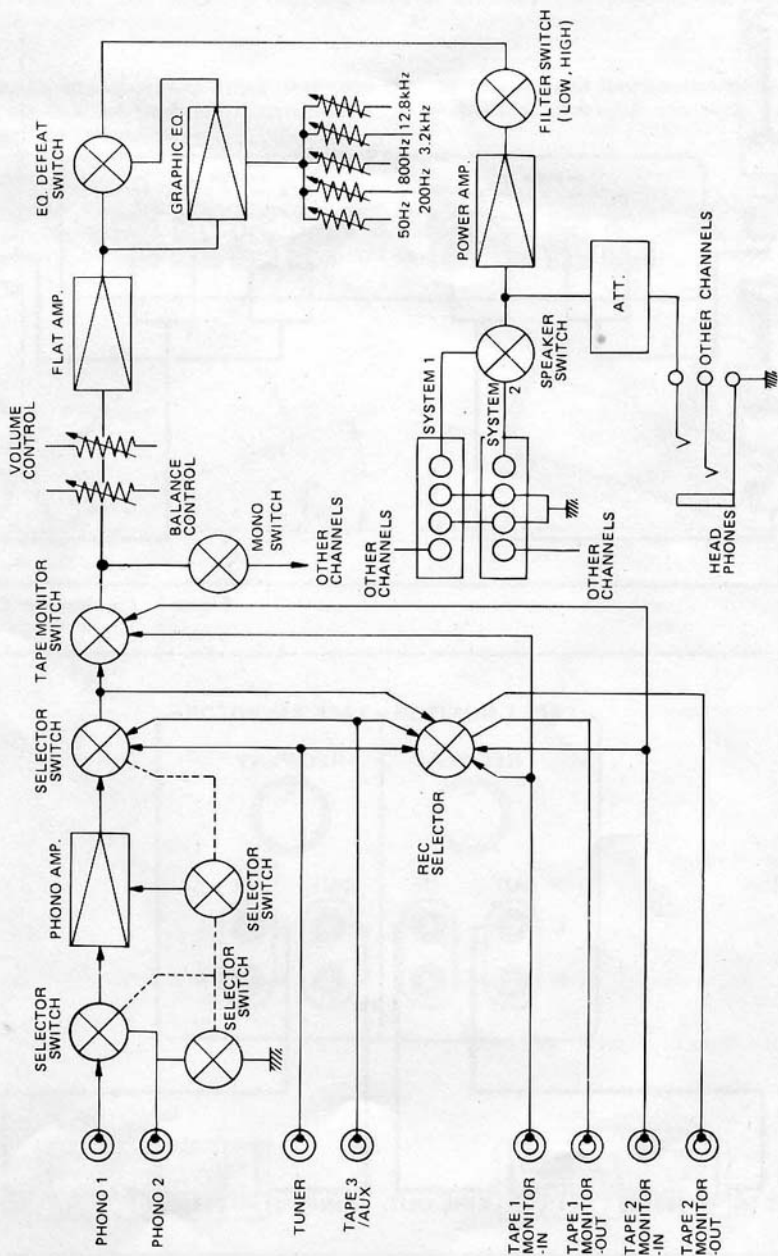
Power Consumption at Rated Output, both Channels Driven	300W ± 20W
Idling Power	50W ± 5W

Semiconductor Complement	
Transistors	54
Diodes	66
Integrated Circuits	9

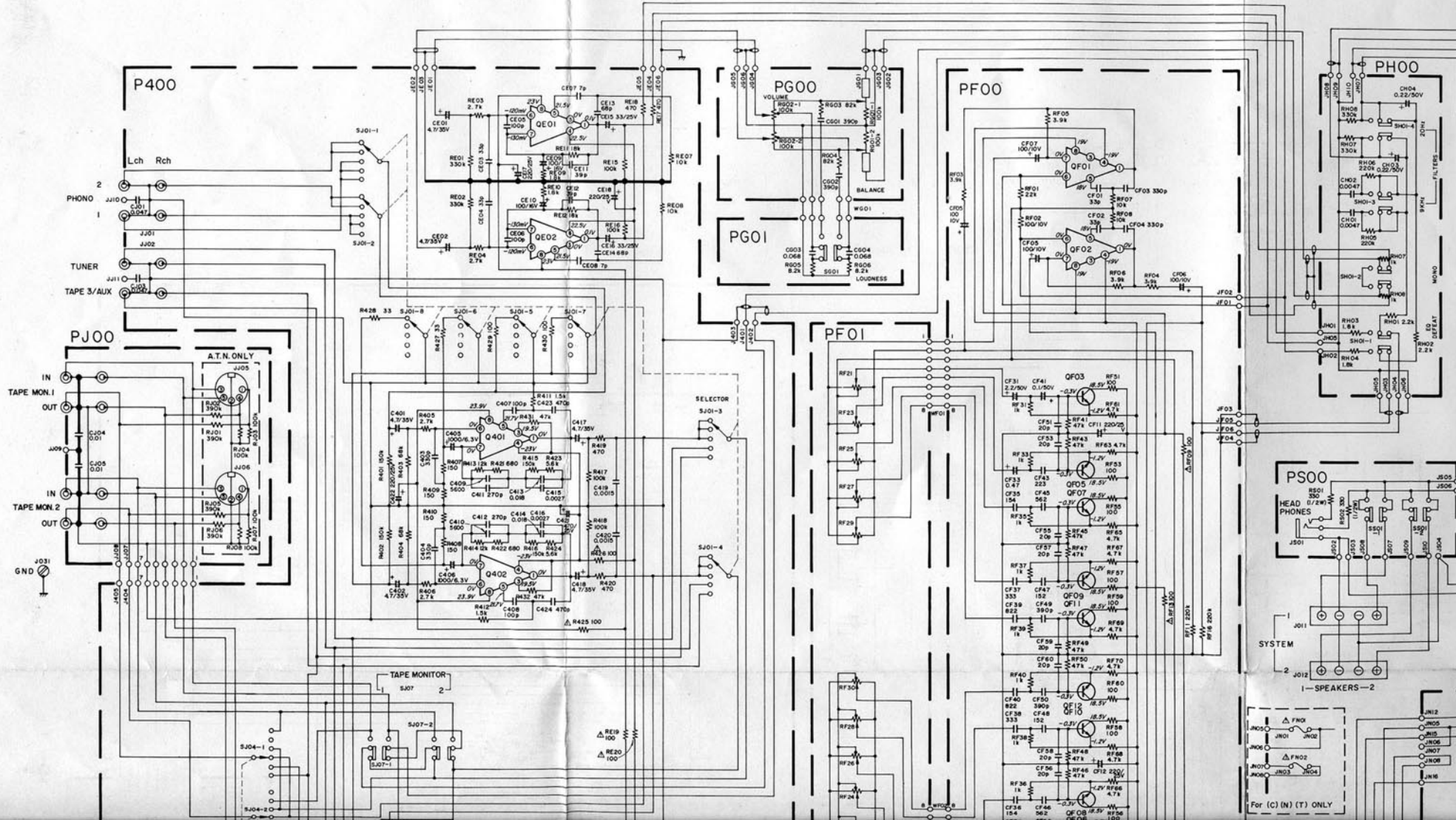
Dimensions	
Panel Width	416 mm (16-3/8 inches)
Panel Height	146 mm (5-3/4 inches)
Depth	330 mm (9-9/16 inches)

Weight	
Unit Alone	15 kg (33 lbs)
Packed for Shipment	17 kg (37.4 lbs)

# FUNCTIONAL BLOCK DIAGRAM



- |                          |   |  |                          |                          |                          |                          |                          |                          |                          |                          |  |   |                                    |                                       |
|--------------------------|---|--|--------------------------|--------------------------|--------------------------|--------------------------|--------------------------|--------------------------|--------------------------|--------------------------|--|---|------------------------------------|---------------------------------------|
| Q701, Q702<br>HT322592G0 | Q703 ~ Q708, Q731<br>HT107501E0<br>25A7501(E) | Q709, Q710, Q715<br>Q716, Q729, Q730<br>HT314001E0<br>25C1400(E) | Q711, Q712<br>HT109702A0 | Q713, Q714<br>HT322402A0 | Q717, Q718<br>HT322292A0 | Q719, Q720<br>HT109492A0 | Q721, Q722<br>HT325913A0 | Q723, Q724<br>HT111113A0 | Q725, Q726<br>HT325882A0 | Q727, Q728<br>HT110882A0 | Q733 ~ Q738<br>Q745 ~ Q748<br>Q755, Q756<br>HD20001210<br>IS2473 | Q739 ~ Q742<br>Q753, Q754<br>HD20008210<br>IS2471 | Q743, Q744<br>HV00010120<br>MV-11Y | Q749 ~ Q752<br>HD20015030<br>DS135(D) |
|--------------------------|---|--|--------------------------|--------------------------|--------------------------|--------------------------|--------------------------|--------------------------|--------------------------|--------------------------|--|---|------------------------------------|---------------------------------------|



# SCHEMATIC DIAGRAM FOR Model PM700/PM710DC

Q733 ~ Q738  
Q745 ~ Q748  
Q755, Q756  
HD20001210  
IS2473

Q739 ~ Q742  
Q753, Q754  
HD20008210  
IS2471

Q763, Q744  
HW00010120  
MV-11Y

Q749 ~ Q752  
HD20015030  
DS155 (D)

Q801  
HT 323442A0  
Z5C2344

Q802  
HT110112A0  
Z5A1011

Q803, Q805, Q808  
HT 314001E  
Z5C1400

Q804, Q806, Q807  
HT107501E0  
Z5A750

Q809, Q810  
HD20015030  
DS155 (D)

Q811, Q812  
HD30008010  
HZ6L (B)

Q401, Q402  
HC10035010  
HA12017

Q601, Q602  
HC10034010  
HA1457W

QF01, QF02  
HC10034010  
HA1457W

QF03 ~ QF12  
HT314001E0  
Z5C1400

QN01 ~ QN04  
HD20011290  
S3V20

QN05, QN06  
HD20015030  
DS155 (D)

QN07  
HC10042050  
TA2317P

QN18  
HD20003210  
IS2471

QX01, QX02  
H111202320  
GL-112R4

QX03, QX04  
HC1002320  
IR2418A

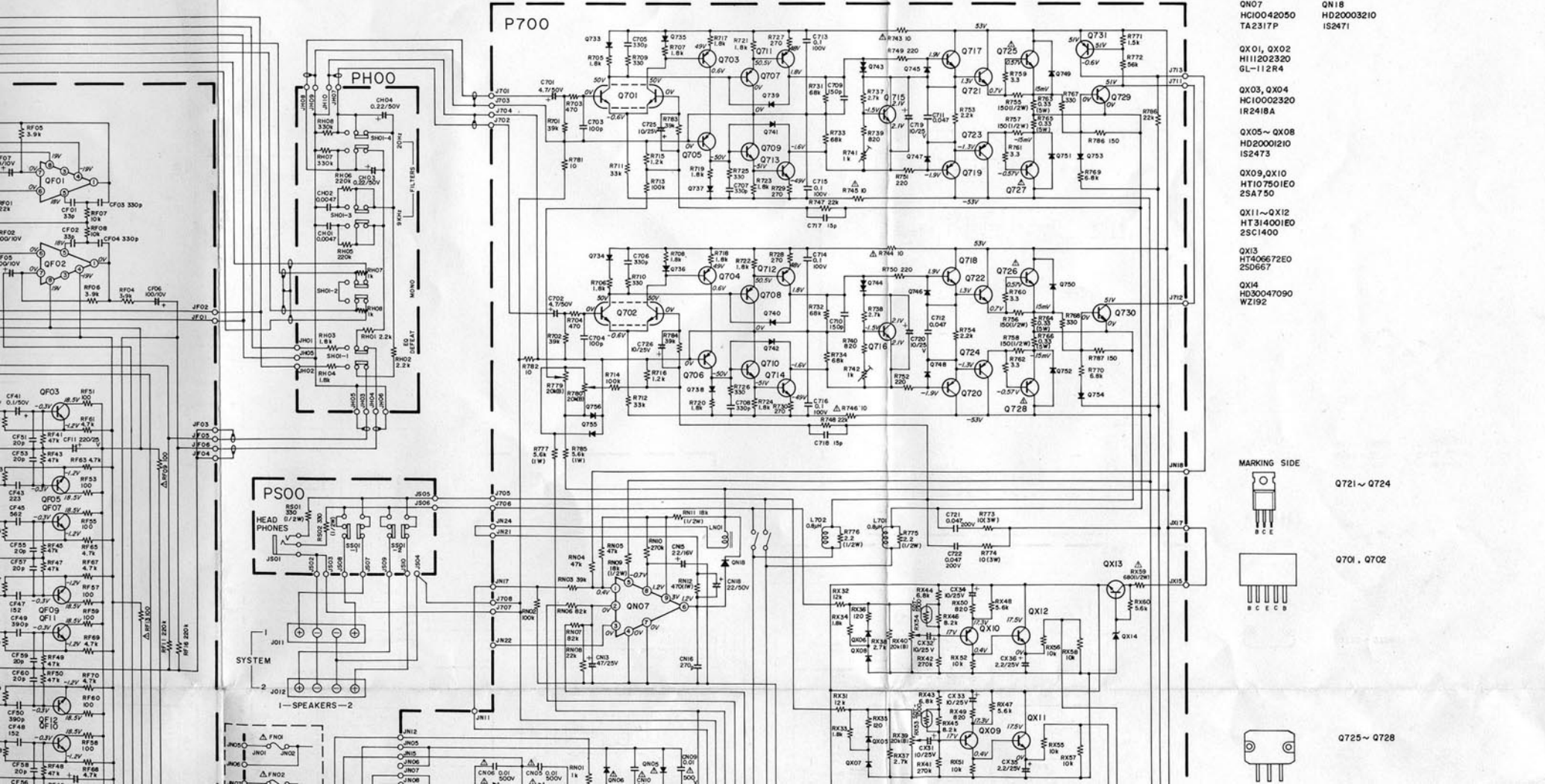
QX05 ~ QX08  
HD20001210  
IS2473

QX09, QX10  
HT107501E0  
Z5A750

QX11 ~ QX12  
HT314001E0  
Z5C1400

QX13  
HT406672E0  
Z5D667


QX14  
HD30047090  
WZ192




MARKING SIDE



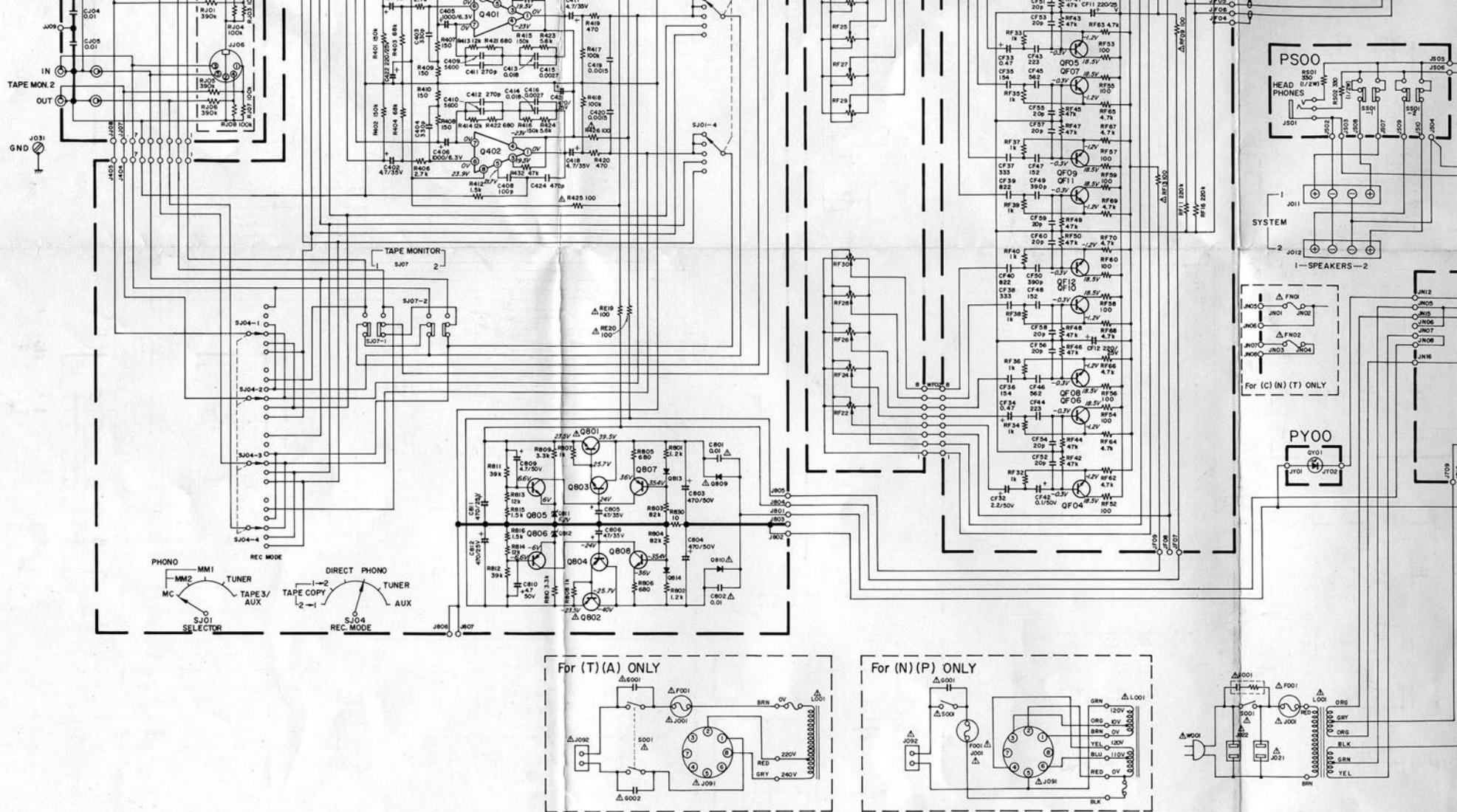
Q721 ~ Q724



Q701, Q702

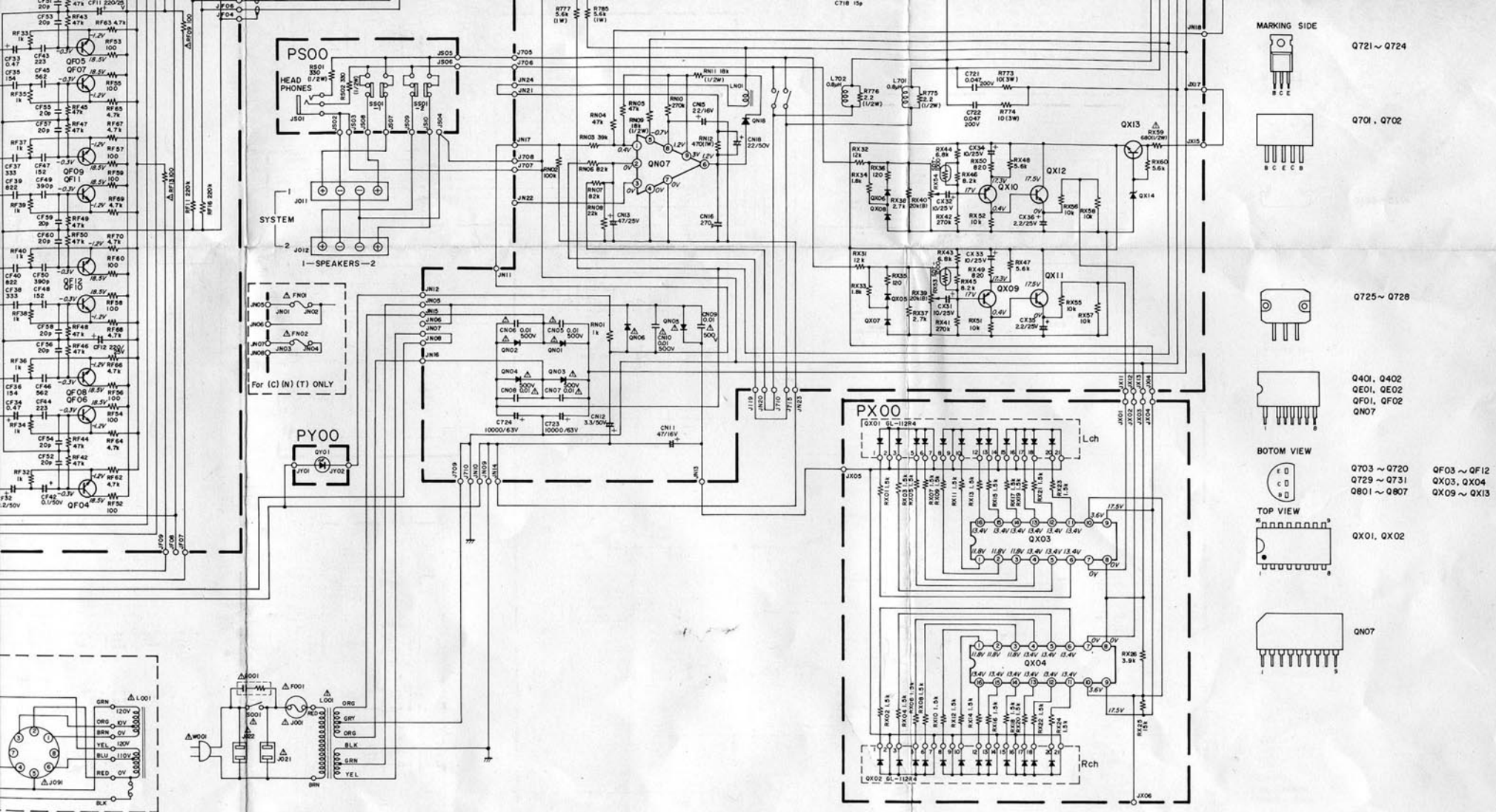


Q725 ~ Q728



Note on safety: The parts marked with  $\Delta$  are important parts on the safety. Please use the parts having the designated parts number without fail.

Components and wiring are subject to change for modification



Components and wiring are subject to change for modification without notice.