

Service Manual

PMD560 /N1S/U1S

Solid State Recorder

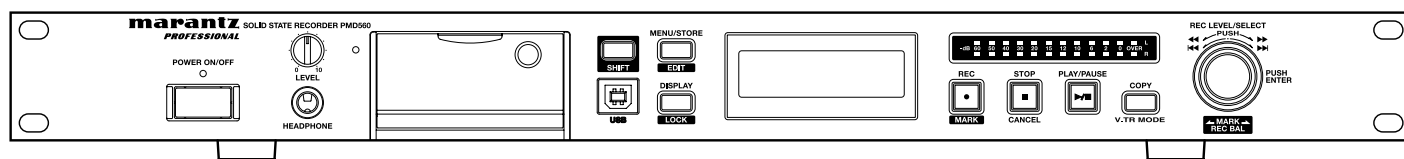


TABLE OF CONTENTS

SECTION	PAGE
1. TECHNICAL SPECIFICATIONS	1
2. SERVICE MODE	2
3. MAIN MICROPROCESSOR (Q120) UPDATE PROCEDURE	3
4. WIRING DIAGRAM	5
5. BLOCK DIAGRAM	6
6. SCHEMATIC DIAGRAM.....	7
7. PARTS LOCATION	19
8. EXPLODED VIEW AND PARTS LIST	31
9. MICROPROCESSOR AND IC DATA.....	34
10. ELECTRICAL PARTS LIST.....	53

Please use this service manual with referring to the user guide (D.F.U.) without fail.
修理の際は、必ず取扱説明書を準備し操作方法を確認の上作業を行ってください。

marantz *PROFESSIONAL*

PMD560

Part no. 90M39BS855010
First Issue 2005.12
ecm

SHOCK, FIRE HAZARD SERVICE TEST :

CAUTION : After servicing this appliance and prior to returning to customer, measure the resistance between either primary AC cord connector pins (with unit NOT connected to AC mains and its Power switch ON), and the face or Front Panel of product and controls and chassis bottom.

Any resistance measurement less than 1 Megohms should cause unit to be repaired or corrected before AC power is applied, and verified before it is return to the user/customer.

Ref. UL Standard No. 60950.

In case of difficulties, do not hesitate to contact the Technical
Department at above mentioned address.

2. SERVICE MODE

1. Micro-Processor(Q120) Version check

- 1) Press **POWER** switch on the unit.
- 2) Press **MENU/STORE** button.
- 3) Preset-1 is displayed on LCD.



- 4) Press **REC LEVEL/SELECT** button.
- 5) Date/Time is displayed on LCD.



- 6) Turn **REC LEVEL/SELECT** button.
- 7) VERSION is displayed on LCD.



- 8) Press **REC LEVEL/SELECT** button.
- 9) Version number is displayed on LCD.
Example: A-1.00



- 10) Turn off power to quit Service mode.

2. SERVICE モード

1. Micro-Processor(Q120) VERSION 確認

- 1) **POWER** スイッチを ON し電源を入れます。
- 2) **MENU/STORE** ボタンを押します。
- 3) DISPLAY に Preset-1 と表示されます。

- 4) **REC LEVEL/SELECT** ボタンを押します。
- 5) DISPLAY に Date/Time と表示されます。

- 6) **REC LEVEL/SELECT** ボタンをまわします。
- 7) DISPLAY に Version と表示されます。

- 8) **REC LEVEL/SELECT** ボタンを押します。
- 9) DISPLAY に Micro-Processor Version が表示されます。
表示例 A-1.00

- 10) SERVICE モード解除は、電源を切ります。

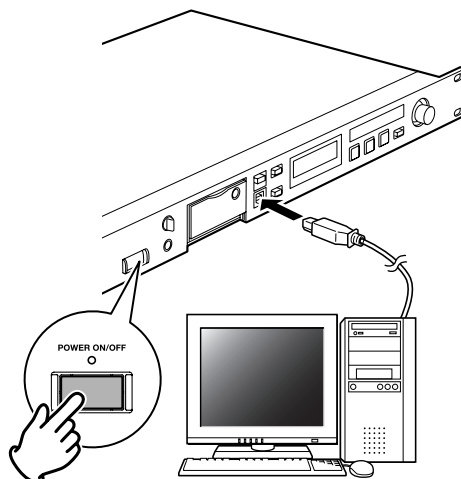
3. MAIN MICROPROCESSOR (Q120) UPDATE PROCEDURE

Necessary Equipment

- Windows PC (Windows2000 or WindowsXP)
- USB cable (Series A - Series B)
- *CompactFlash* (with format)
- Update Disc (90M-PMD560CDR)

Connection

1. Connect Windows PC and PMD560 with USB cable
2. Insert the *CompactFlash*



Writing procedure

When you have already written the update file in *CompactFlash*, please go to No9.

NOTICE : Do not turn off the power during the update. When turn off the power, you must change Flash Rom (Q120).

1. Press **POWER** switch to turn on the unit.
2. "USB" is displayed on LCD.

3. MAIN MICROPROCESSOR (Q120) のアップデート方法

必要機器

- Windows PC (Windows2000 または WindowsXP)
- USB ケーブル (Series A - Series B)
- コンパクトフラッシュ *CompactFlash* (フォーマット済み)
- アップデートディスク (90M-PMD560CDR)

接続方法

1. Windows PC と PMD560 とを USB ケーブルで接続します。
2. コンパクトフラッシュを PMD560 に差し込みます。

アップデート方法

既に *CompactFlash* にアップデートファイルを書き込んである場合は手順 9 に進んでください。

注) アップデート中は電源を切らないでください。途中で電源を切るとマイコン (Q120) を交換する必要があります

1. PMD560 の POWER スイッチを ON し電源を入れます。
2. PMD560 のディスプレイに USB と表示されます

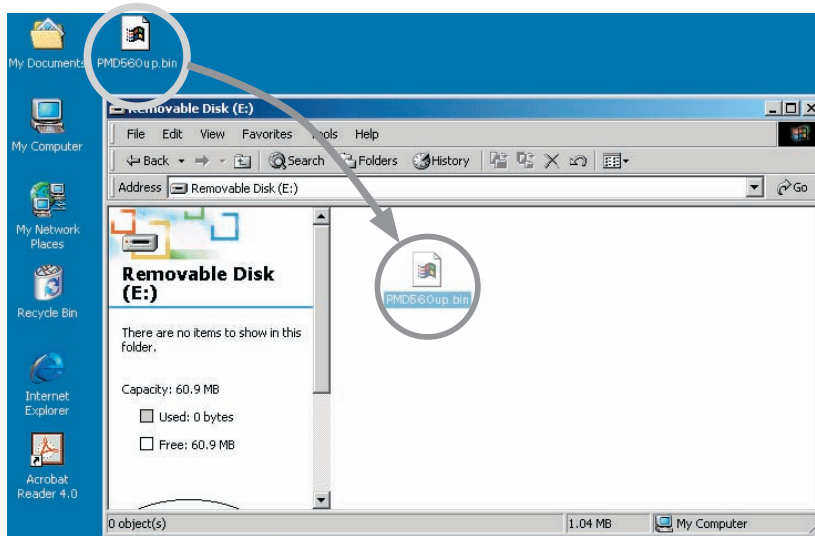


3. It confirms that it was recognized as Removable Disk (*CompactFlash*) by a PC.

3. Windows PC にリムーバブルディスク (*CompactFlash*) として認識されたのを確認します。

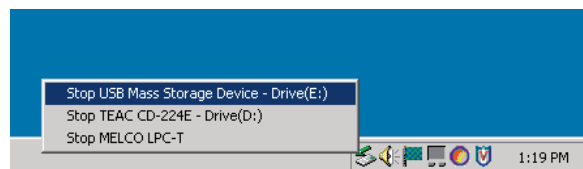
4. "pmd560up.bin" of the update disk is copied to the route of Removable Disk (*CompactFlash*).

4. アップデートディスクの pmd560up.bin をリムーバブルディスク (*CompactFlash*) のルートにコピーします。



5. Click the "Unplug or Eject Hardware" on the task bar at Windows PC, and Click the "Stop USB Mass Storage Device".

5. Windows PC のタスクバーから Unplug or Eject Hardware をクリックし Stop USB Mass Storage Device をクリックします。



6. Press **POWER** switch to turn off the unit.
7. Disconnect USB cable from the unit.
8. Keep inserting (or insert) the *CompactFlash*, connect mains cable to unit.
9. After "Update" is displayed for a second on the display of PMD560, the version number of the higher version is displayed, and the display "OK?" blinks at the same time.

6. PMD560 の電源を切ります。
7. PMD560 から USB ケーブルを外します。
8. コンパクトフラッシュを差し込んだまま (または差し込んで) PMD560 の電源を ON にします。
9. PMD560 のディスプレイに Update が 1 秒間表示された後、バージョンアップするバージョンを表示し、同時に "OK?" を点滅表示します。



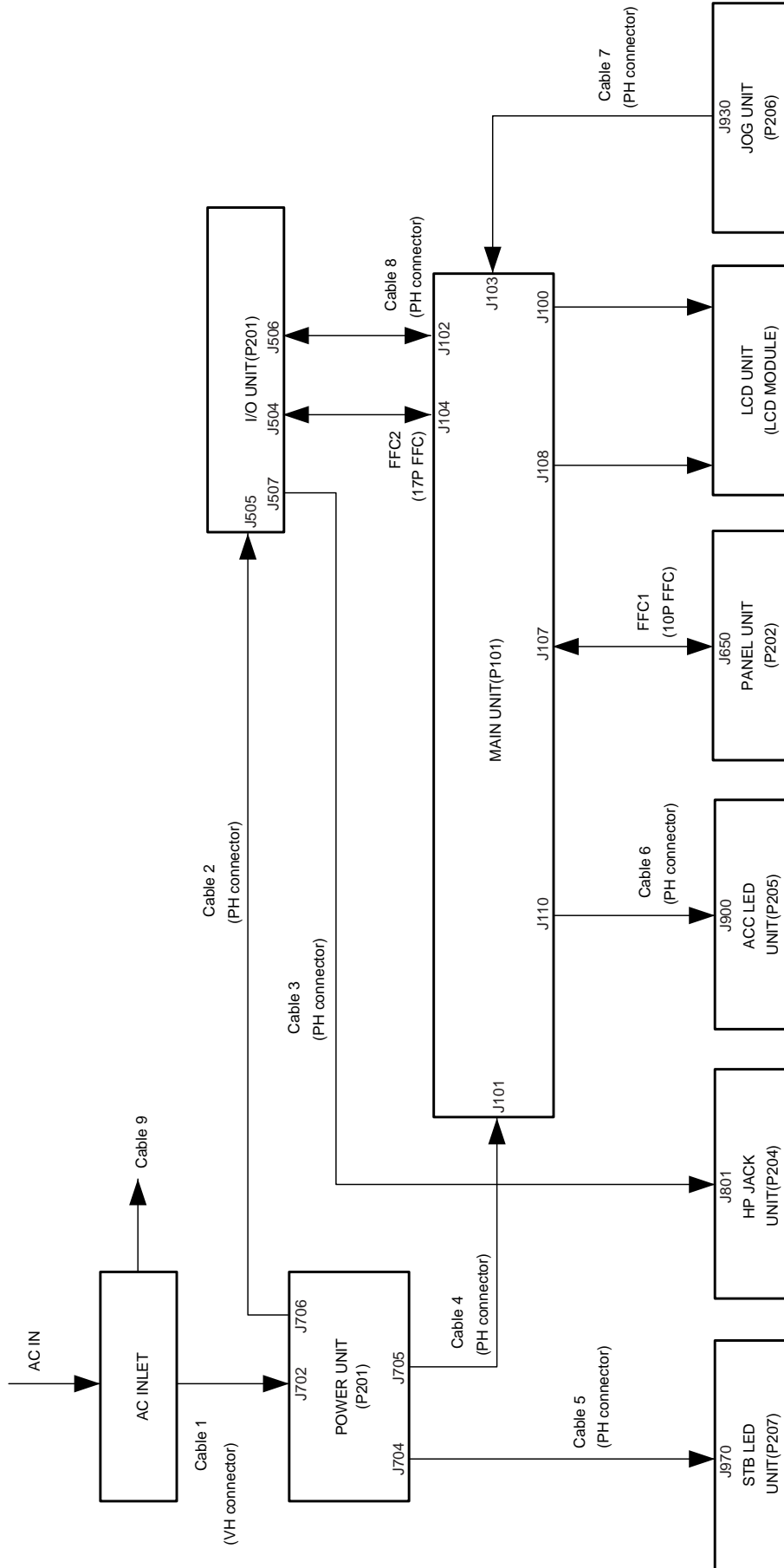
NOTICE : In the case of the same firmware version, no displays appear on LCD. Please check the firmware version.

注) 同じバージョンの場合は表示されません。バージョンを確認してください。

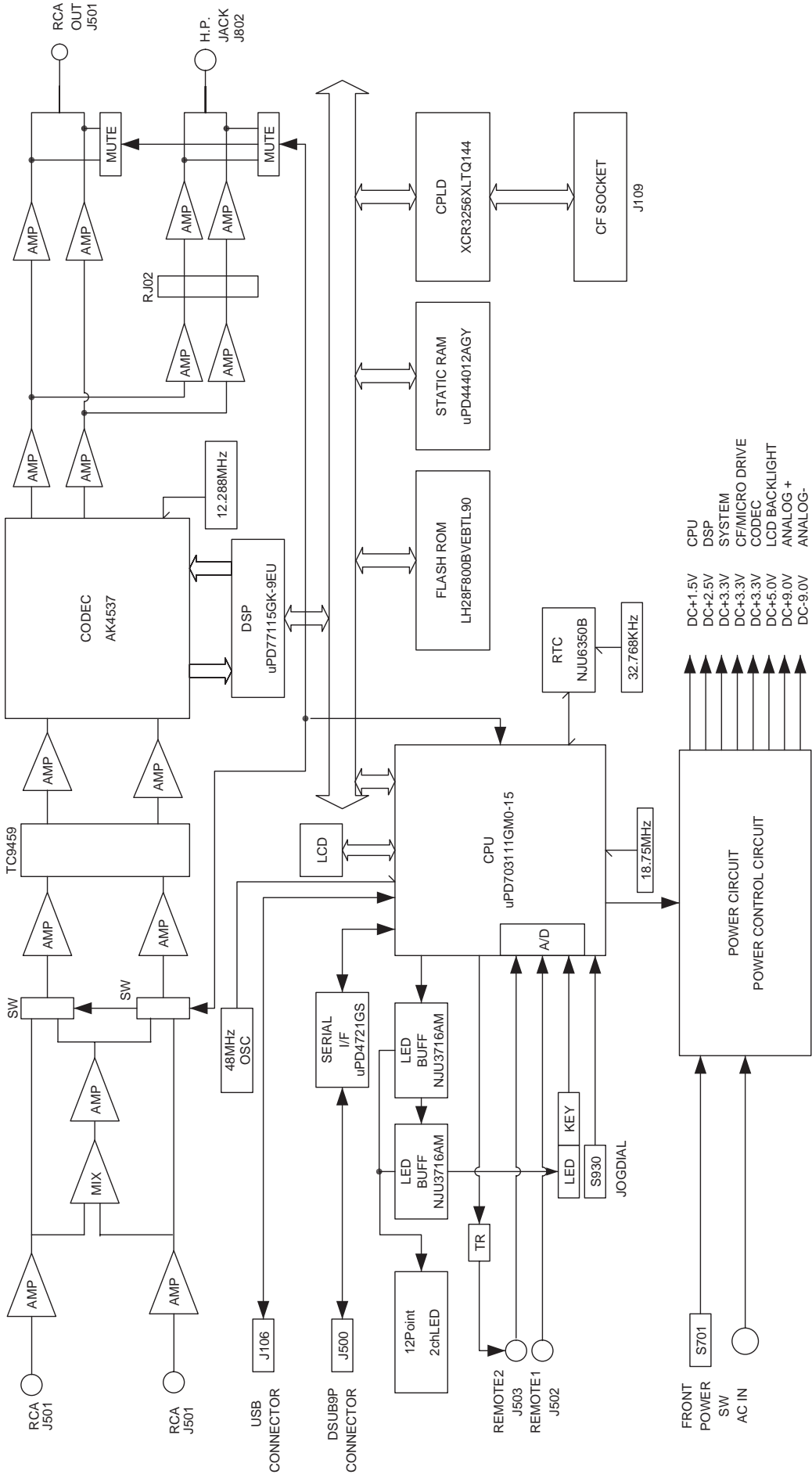
10. Press the **REC LEVEL/SELECT** button.
11. MPU Firmware updating will be done automatically.
12. During the updating, "Update" is displayed on LCD with blink.
13. Uploading takes about 30 seconds.
14. After Firmware rewriting is completed, the display will show the information display of initial automatically.
15. The firmware has been Updated.
16. Check the version number of the firmware.
Refer to 2-page "**2. SERVICE MODE**" for "**Micro-Processor (Q120) Version check**" confirmation.

10. **REC LEVEL/SELECT** ボタンを押します。
11. 自動的にメインマイコンの firmware を書き換えます。
12. このとき PMD560 のディスプレイに Update が点滅表示されます。
13. 書き換え時間は約 30 秒です。
14. 書き換えが終わると自動的に初期画面になります。
15. VERSION の確認をします。
2 ページ "**2. SERVICE モード**" の "**1. Micro-Processor (Q120) VERSION 確認**" で確認をします。
16. 書き込んだ firmware のバージョンが正しければ書き換え完了です。

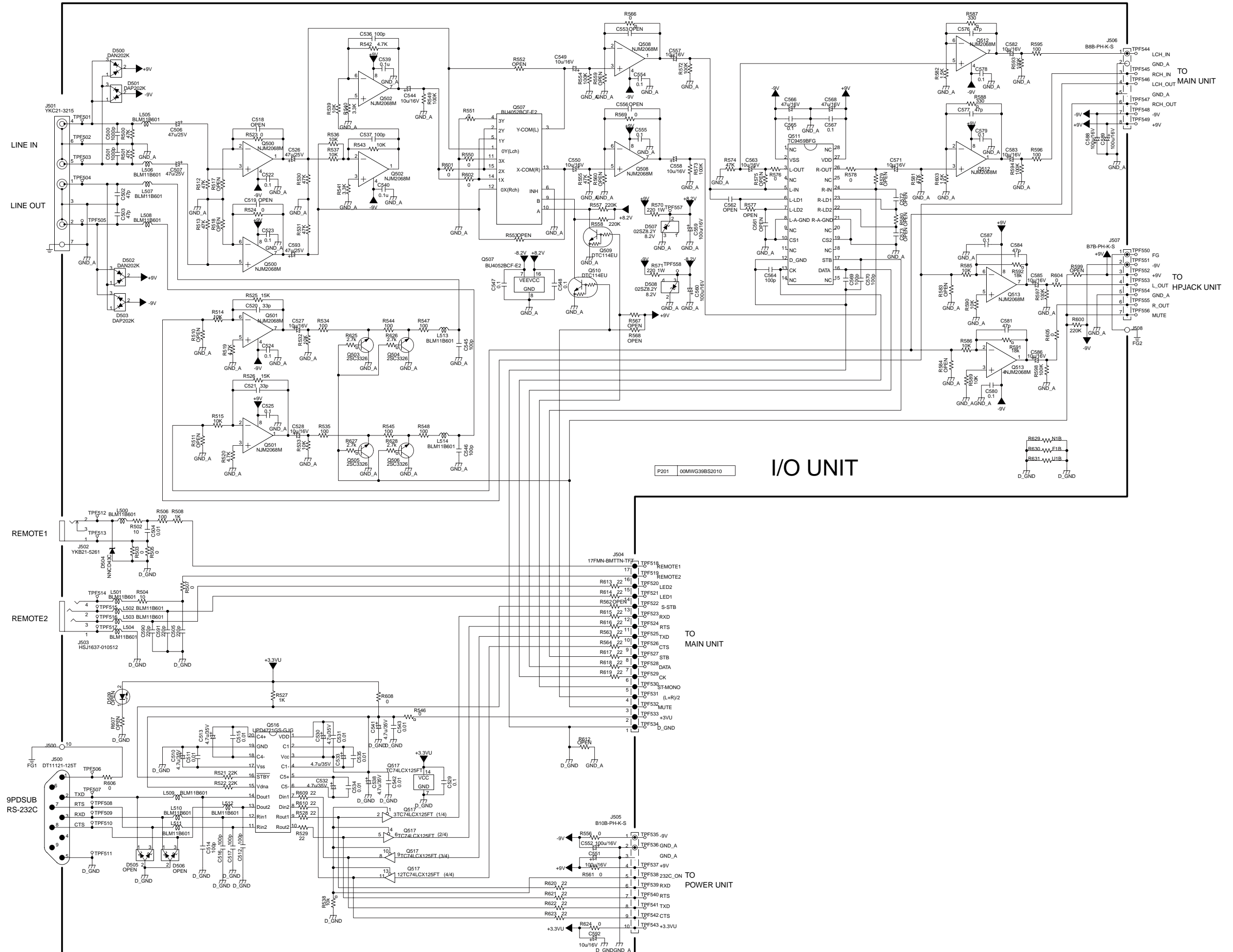
4. WIRING DIAGRAM



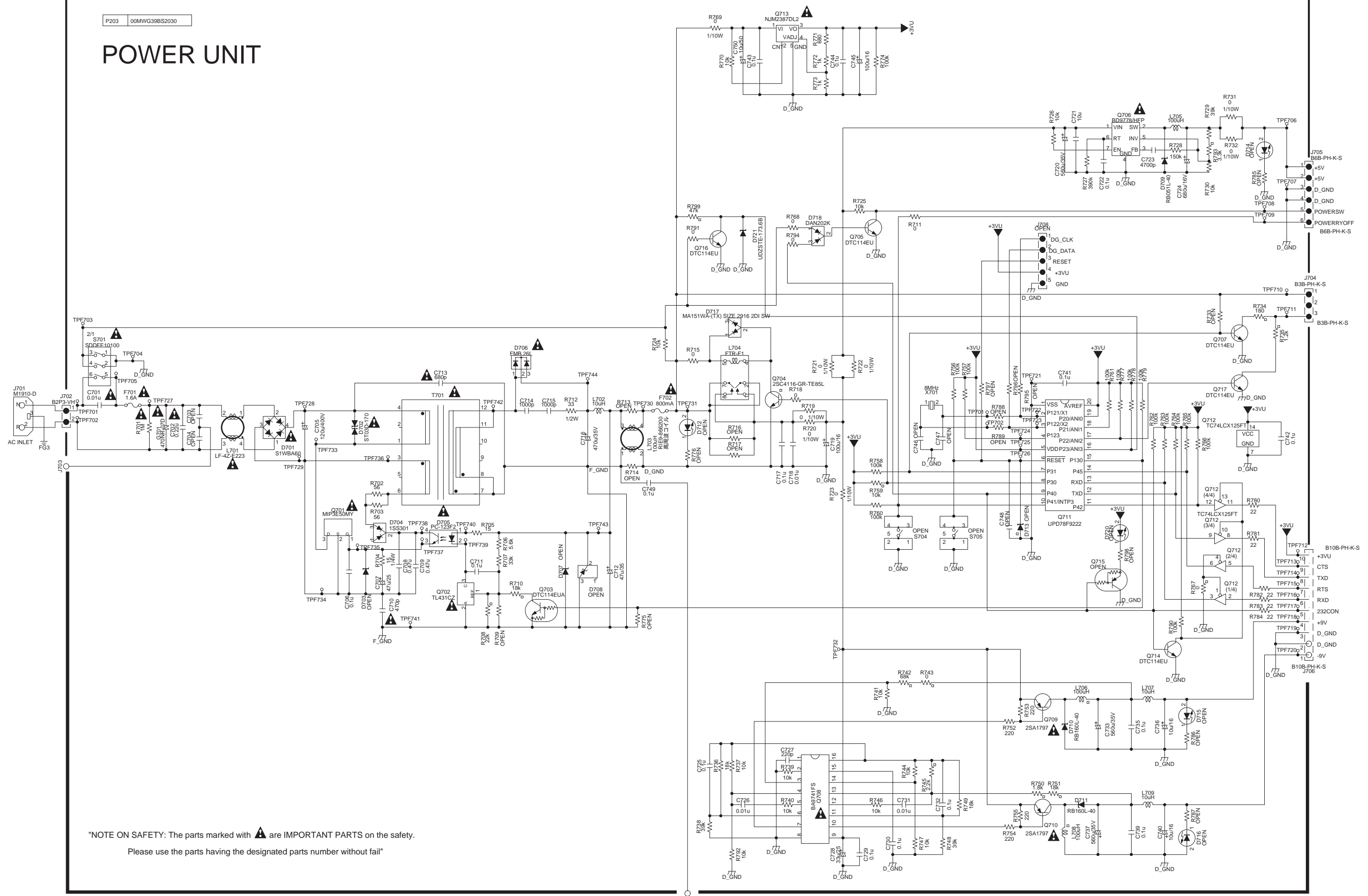
5. BLOCK DIAGRAM



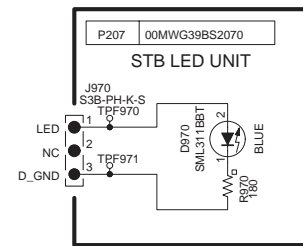
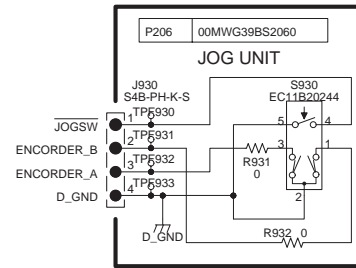
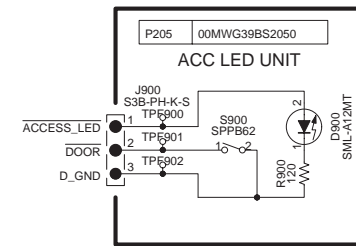
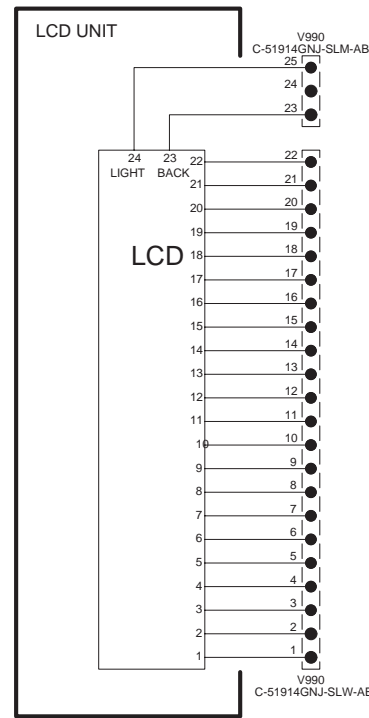
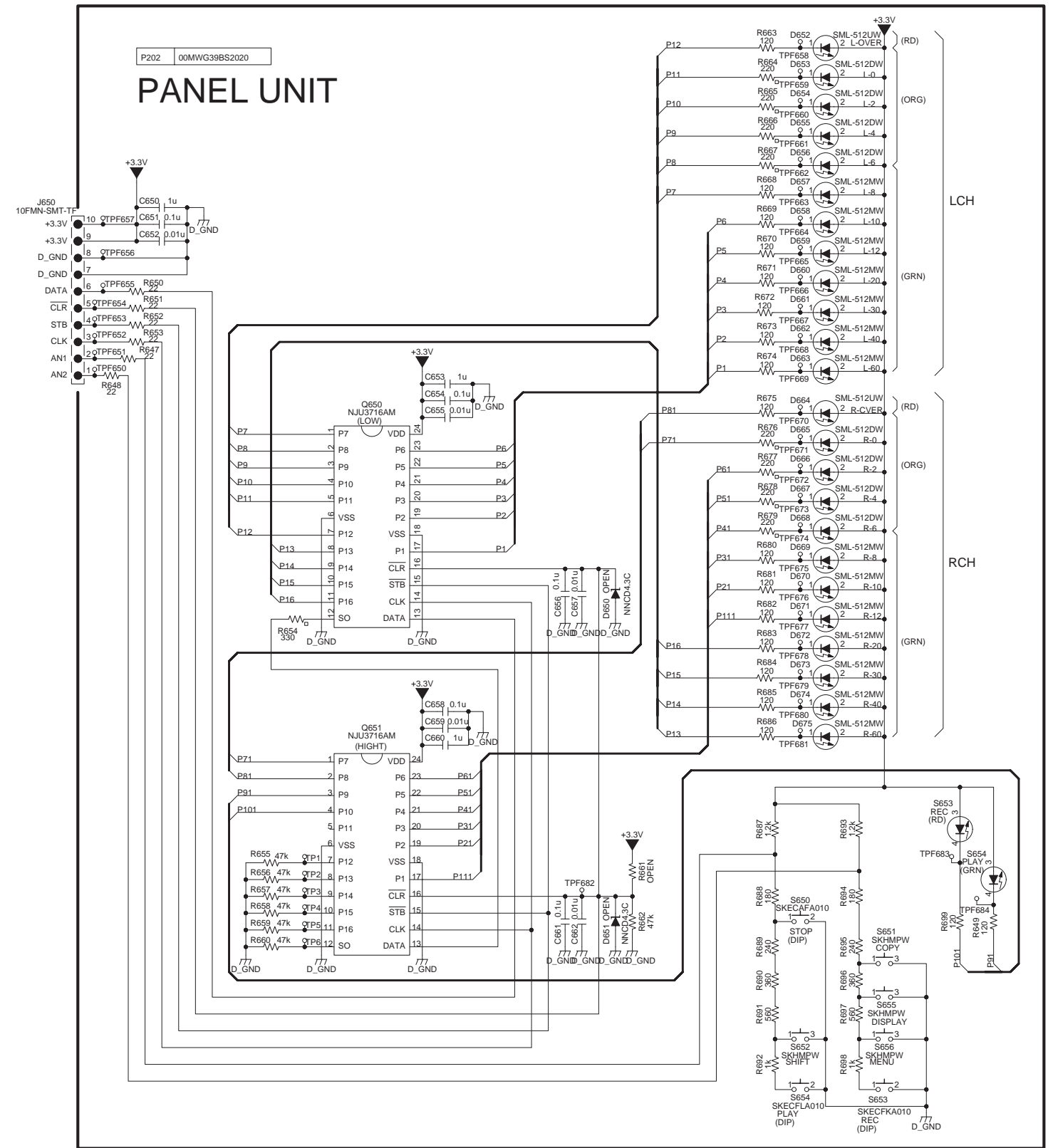
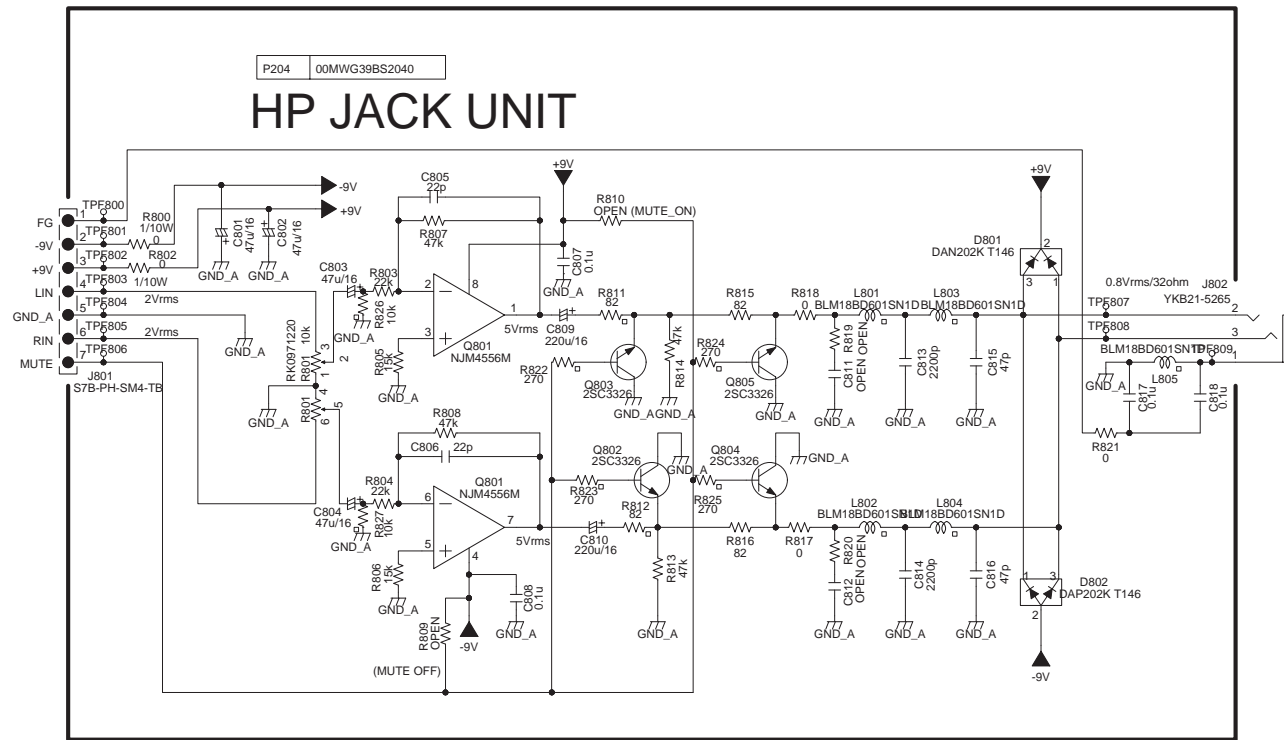
6. SCHEMATIC DIAGRAM

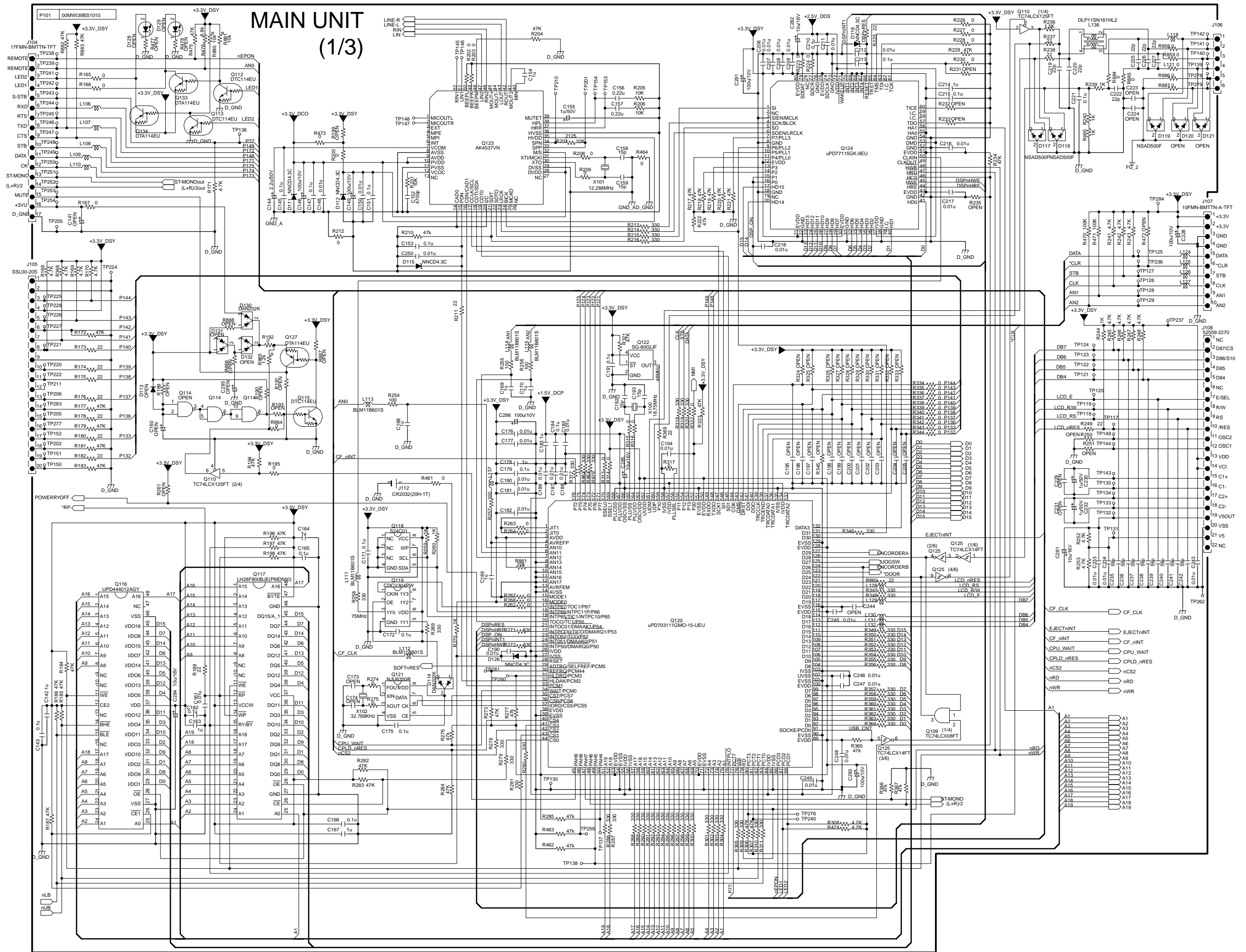


POWER UNIT

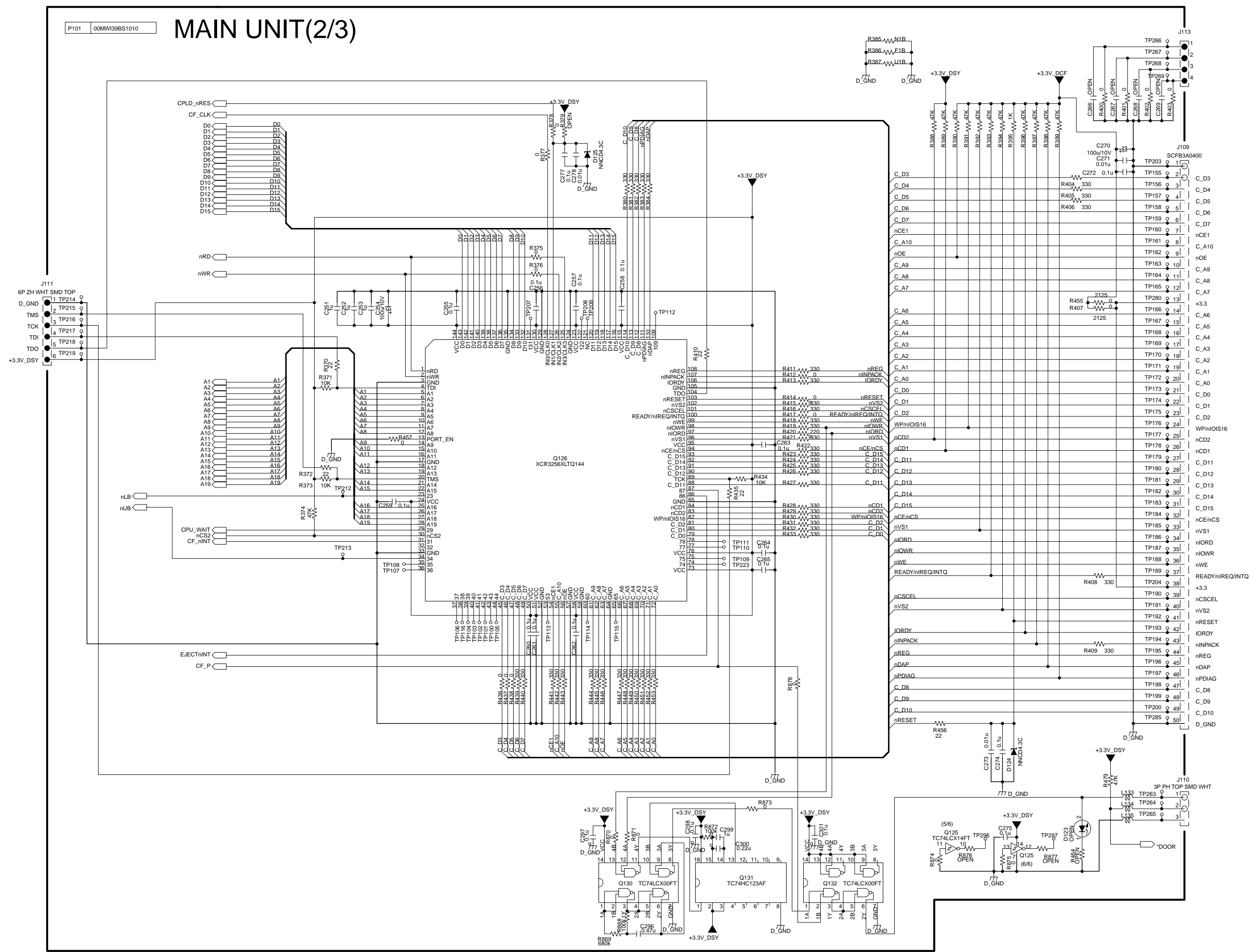


"NOTE ON SAFETY: The parts marked with  are IMPORTANT PARTS on the safety.
Please use the parts having the designated parts number without fail"

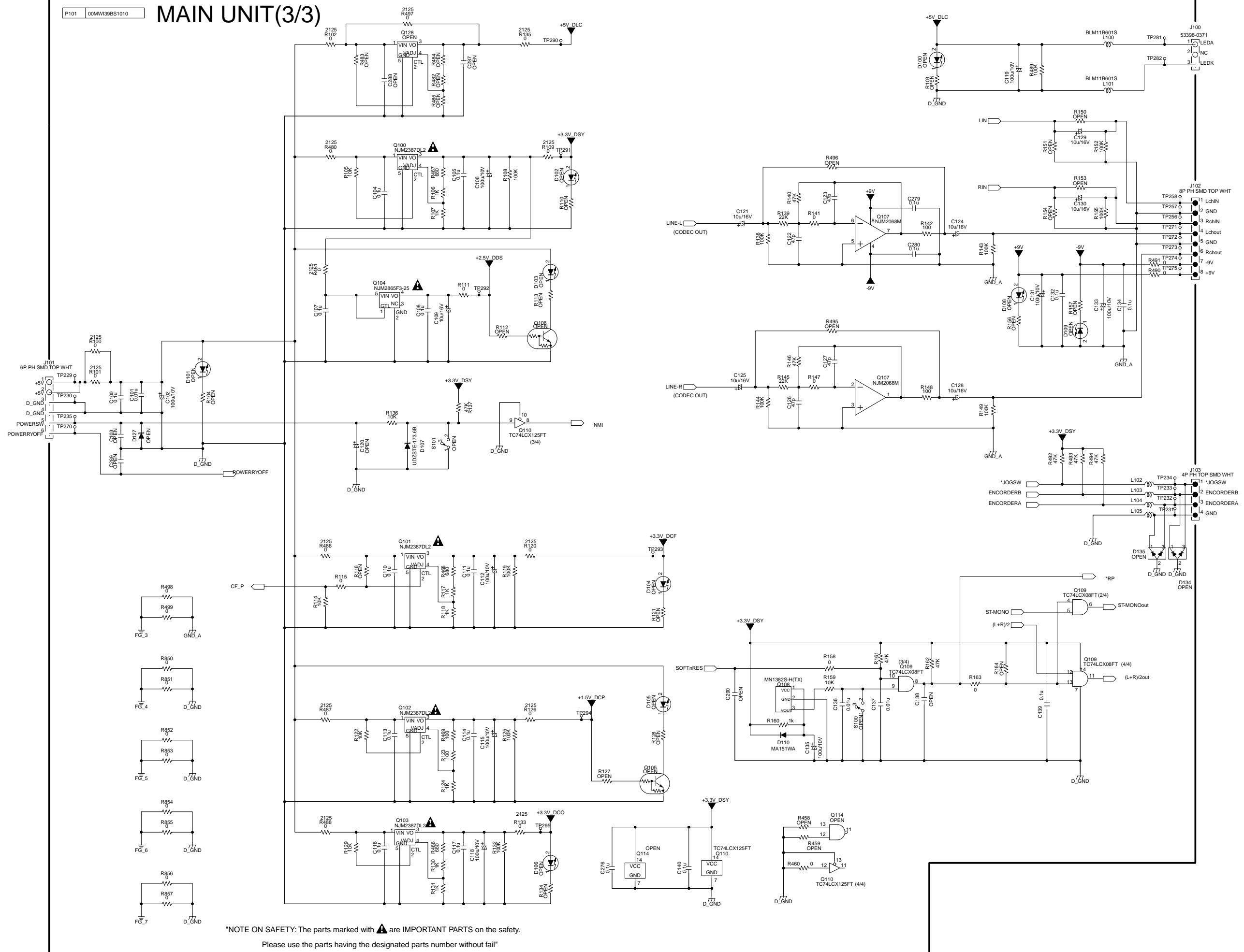




MAIN UNIT
(1/3)



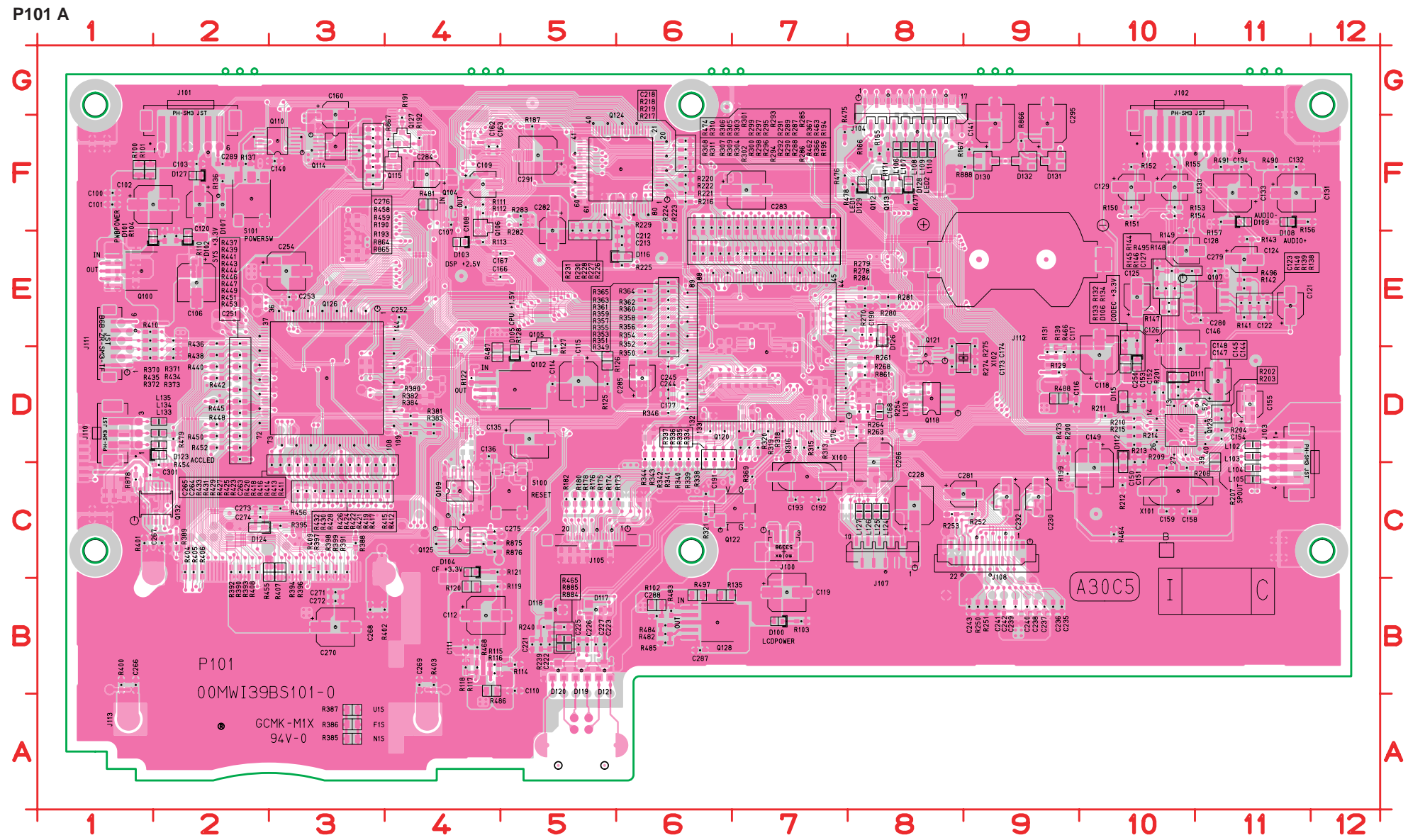
MAIN UNIT(3/3)



*NOTE ON SAFETY: The parts marked with **▲** are IMPORTANT PARTS on the safety.
Please use the parts having the designated parts number without fail!

7. PARTS LOCATION

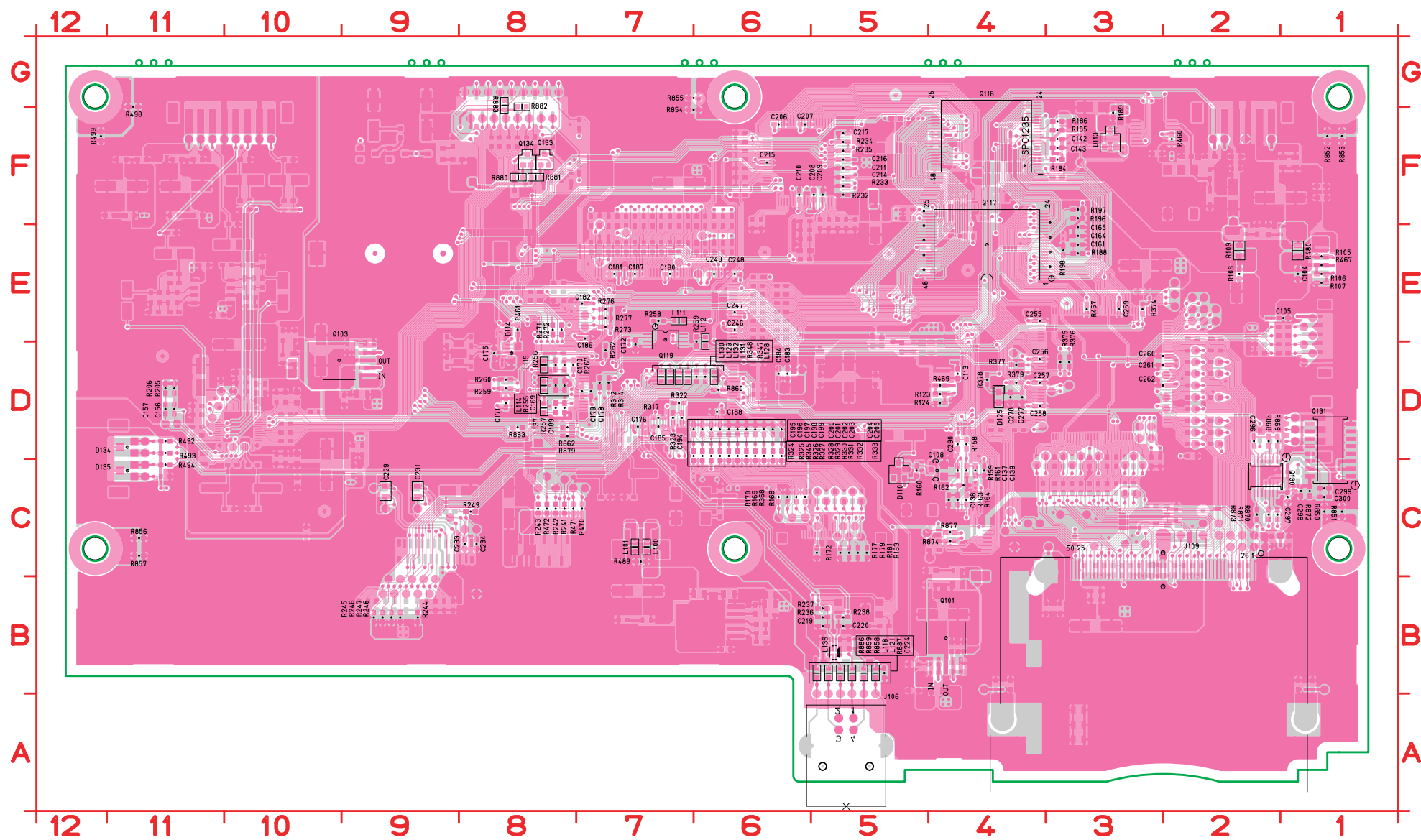
C100	F1	C239	B9	J112	E9	R144	E10	R280	E8
C101	F1	C240	B9	J113	A1	R145	E10	R281	E8
C102	F2	C241	B9	L102	D11	R146	E10	R282	F5
C103	F2	C242	B9	L103	D11	R147	E10	R283	F5
C106	E2	C243	B9	L104	C11	R148	E10	R284	E8
C107	F4	C244	D6	L105	C11	R149	F10	R285	F7
C108	F4	C245	D6	L106	F8	R150	F10	R286	E7
C109	F4	C250	D10	L107	F8	R151	F10	R287	F7
C110	B5	C251	D2	L108	F8	R152	F10	R288	E7
C111	B4	C252	E4	L109	F8	R153	F10	R289	F7
C112	B4	C253	E3	L110	F8	R154	F10	R290	E7
C114	D5	C254	E3	L113	D8	R155	F10	R291	F7
C115	D5	C263	C3	L124	C8	R156	F11	R292	E7
C116	D9	C264	C3	L125	C8	R157	F11	R293	F7
C117	D9	C265	C3	L126	C8	R165	F8	R294	E7
C118	D10	C266	B1	L127	C8	R166	F8	R295	F7
C119	B7	C267	B2	L133	D2	R167	F9	R296	E7
C120	F2	C268	B3	L134	D2	R171	F8	R297	F7
C121	E11	C269	B4	L135	D2	R173	C6	R298	E7
C122	E11	C270	B3	Q100	E1	R174	C5	R299	F7
C123	E11	C271	B3	Q102	D5	R175	C5	R300	E7
C124	E11	C272	B3	Q104	F4	R176	C5	R301	F7
C125	E10	C273	C2	Q105	E5	R178	C5	R302	F7
C126	E10	C274	C2	Q106	F4	R180	C5	R303	F6
C127	E10	C275	C4	Q107	E11	R182	C5	R304	E6
C128	E10	C276	F3	Q109	C4	R187	F5	R305	F6
C129	F10	C279	E11	Q110	F3	R190	F3	R306	F6
C130	F10	C280	E11	Q112	F8	R191	F4	R307	E6
C131	F11	C281	C9	Q113	F8	R192	F4	R308	E6
C132	F11	C282	F5	Q114	F3	R193	F3	R309	E6
C133	F11	C283	F7	Q115	F4	R194	F7	R310	F6
C134	F11	C284	F4	Q118	D8	R195	E7	R311	E6
C135	D5	C285	D6	Q120	D7	R199	C9	R313	D7
C136	D4	C286	D8	Q121	D8	R200	D9	R315	D7
C140	F3	C287	B6	Q122	C7	R201	D10	R316	D7
C141	F9	C288	B6	Q123	D10	R202	D11	R318	D7
C144	D11	C289	F2	Q124	F6	R203	D11	R319	D7
C145	D11	C291	F5	Q125	C4	R204	D11	R320	D7
C146	D10	C295	F9	Q126	D3	R207	D11	R321	C6
C147	D10	C301	C1	Q127	F4	R208	C10	R334	D7
C148	D10	D100	B7	Q128	B6	R209	C10	R335	D6
C149	C10	D101	E2	Q132	C2	R210	D10	R336	D6
C150	D10	D102	E2	R100	F1	R211	D10	R337	D6
C151	D10	D103	E4	R101	F1	R212	C10	R338	D6
C152	D10	D104	C4	R102	B6	R213	D10	R339	D6
C153	D10	D105	D5	R103	B7	R214	D10	R340	D6
C154	D11	D106	D10	R104	E2	R215	D10	R341	D6
C155	D11	D107	F2	R110	E2	R216	F6	R342	D6
C158	C10	D108	F11	R111	F4	R217	F6	R343	D6
C159	C10	D109	F11	R112	F4	R218	F6	R344	D6
C160	G3	D111	D10	R113	E4	R219	F6	R346	D6
C162	F4	D112	D10	R114	B5	R220	F6	R349	D6
C163	F4	D115	D10	R115	B4	R221	F6	R350	D6
C166	E5	D116	E6	R116	B4	R222	F6	R351	E6
C167	E5	D117	B5	R117	B4	R223	F6	R352	E6
C168	D8	D118	B5	R118	B4	R224	F6	R353	E6
C173	D9	D119	B5	R119	B4	R225	E6	R354	E6
C174	E9	D120	B5	R120	B4	R226	F5	R355	E6
C177	D6	D121	B5	R121	C4	R227	F5	R356	E6
C190	E8	D123	D2	R122	D4	R228	F5	R357	E6
C191	C6	D124	C2	R125	D5	R229	F6	R358	E6
C192	C7	D126	E8	R126	D5	R230	F5	R359	E6
C193	C7	D127	F2	R127	E5	R231	F5	R360	E6
C212	E6	D128	F8	R128	D5	R239	B5	R361	E6
C213	E6	D129	F8	R129	D9	R240	B5	R362	E6
C218	F6	D130	F9	R130	D9	R250	B9	R363	E6
C221	B5	D131	F9	R131	D9	R251	B9	R364	E6
C222	B5	D132	F9	R132	E10	R252	C9	R365	E6
C223	B5	J100	C7	R133	D10	R253	C8	R366	E7
C225	B5	J101	F2	R134	E10	R254	D8	R367	F7
C226	B5	J102	F10	R135	B6	R261	D8	R369	C7
C227	B5	J103	D11	R136	F2	R263	D8	R370	E1
C228	C8	J104	G8	R137	F2	R264	D8	R371	E2
C230	C9	J105	C5	R138	E11	R268	D8	R372	D1
C232	C9	J106	A5	R139	E11	R270	E8	R373	D2
C235	B9	J107	C8	R140	E11	R274	D8	R380	D4
C236	B9	J108	C9	R141	E11	R275	E8	R381	D4
C237	B9	J110	D1	R142	E11	R278	E8	R382	D4
C238	B9	J111	E1	R143	E11	R279	E8	R383	D4



R384	D4	R400	B1	R417	C3	R434	D2	R451	D2	R476	F8	R861	D8
R385	A3	R401	C1	R418	C3	R435	D1	R452	D2	R477	F8	R864	F3
R386	A3	R402	B4	R419	C3	R436	E2	R453	D2	R478	F8	R865	F3
R387	A3	R403	B4	R420	C3	R437	E2	R454	C2	R479	D2	R866	F9
R388	C3	R404	C2	R421	C3	R438	D2	R455	C3	R481	F4	R867	F4
R389	C2	R405	C2	R422	C3	R439	D2	R456	C3	R482	B6	R875	C4
R390	C2	R406	C2	R423	C3	R440	D2	R458	F3	R483	B6	R876	C4
R391	C3	R407	C3	R424	C3	R441	D2	R459	F3	R484	B6	R878	C1
R392	C2	R408	C2	R425	C3	R442	D2	R462	E7	R485	B6	R884	B5
R393	C2	R409	C3	R426	C3	R443	D2	R463	F7	R486	B6	R885	B5
R394	C3	R410	E1	R427	C3	R444	D2	R464	C10	R487	D4	R888	F9
R395	C3	R411	C4	R428	C3	R445	D2	R465	B5	R488	D9	S100	C5
R396	C3	R412	C4	R429	C3	R446	D2	R466	D9	R490	F11	S101	F2
R397	C3	R413	C4	R430	C3	R447	D2	R468	B4	R491	F11	X100	C7
R398	C3	R414	C3	R431	C3	R448	D2	R473	D9	R495	E10	X101	C10
R399	C3	R415	C3	R432	C3	R449	D2	R474	F6	R496	E11	X102	D9
		R416	C3	R433	C3	R450	D2	R475	F7				

鉛フリー半田
半田付けには、鉛フリー半田 (Sn-Ag-Cu) を使用してください。

Lead-free Solder
When soldering, use the Lead-free Solder (Sn-Ag-Cu).



C104	E1	C214	F5	L131	D7	R235	F5	R377	D4
C105	E1	C215	F6	L132	D7	R236	B5	R378	D4
C113	D4	C216	F5	L136	B5	R237	B5	R379	D4
C137	C4	C217	F5	L137	D8	R238	B5	R457	E3
C138	C4	C219	B5	Q101	B4	R241	C8	R460	F2
C139	C4	C220	B5	Q103	D10	R242	C8	R461	E8
C142	F3	C224	B5	Q108	C4	R243	C8	R467	E1
C143	F3	C229	C9	Q116	F4	R244	B9	R469	D4
C156	D11	C231	C9	Q117	E4	R245	B9	R470	C7
C157	D11	C233	C8	Q119	E7	R246	B9	R471	C8
C161	E3	C234	C8	Q130	C2	R247	B9	R472	C8
C164	E3	C246	E6	Q131	D1	R248	B9	R480	E1
C165	E3	C247	E6	Q133	F8	R249	C8	R489	C7
C169	D8	C248	E6	Q134	F8	R255	D8	R492	D11
C170	D8	C249	E6	R105	E1	R256	D8	R493	D11
C171	D8	C255	E4	R106	E1	R257	D8	R494	C11
C172	D7	C256	D4	R107	E1	R258	E7	R498	G11
C175	D8	C257	D4	R108	E2	R259	D8	R499	F12
C176	D7	C258	D4	R109	E2	R260	D8	R550	C1
C178	D7	C259	E3	R123	D4	R262	D7	R551	C1
C179	D7	C260	D3	R124	D4	R267	D8	R552	F1
C180	E7	C261	D3	R158	D4	R269	E6	R553	F1
C181	E7	C262	D3	R159	C4	R271	E8	R554	F7
C182	E7	C277	D4	R160	C5	R272	E8	R555	G7
C183	D6	C278	D4	R161	C4	R273	E7	R556	C11
C184	D6	C290	D4	R162	C4	R276	E7	R557	C11
C185	D7	C296	D2	R163	C4	R277	E7	R558	B5
C186	E7	C297	C1	R164	C4	R312	D7	R559	B5
C187	E7	C298	C1	R168	C6	R314	D7	R560	D6
C188	D6	C299	C1	R169	C6	R317	D7	R562	D8
C189	D8	C300	C1	R170	C6	R322	D7	R563	D8
C194	D7	D110	C5	R172	C5	R323	D7	R568	D2
C195	D7	D113	F3	R177	C5	R324	D7	R569	D2
C196	D6	D114	D8	R179	C5	R325	D6	R570	C2
C197	D6	D125	D4	R181	C5	R326	D6	R571	C2
C198	D6	D134	D11	R183	C5	R327	D6	R572	C1
C199	D6	D135	C11	R184	F3	R328	D6	R573	C2
C200	D6	J109	B3	R185	F3	R329	D6	R574	C4
C201	D6	L100	C7	R186	F3	R330	D6	R577	C4
C202	D6	L101	C7	R188	E3	R331	D6	R579	D8
C203	D6	L111	E7	R189	F3	R332	D6	R580	F8
C204	D6	L112	E6	R196	F3	R333	D6	R581	F8
C205	D6	L114	D8	R197	F3	R345	D6	R582	G8
C206	F6	L115	D8	R198	E3	R347	D6	R583	G8
C207	F6	L118	B5	R205	D11	R348	D6	R586	B5
C208	F5	L121	B5	R206	D11	R368	C6	R587	B5
C209	F5	L128	D6	R232	F5	R374	E3		
C210	F6	L129	D7	R233	F5	R375	D3		
C211	F5	L130	D7	R234	F5	R376	D3		

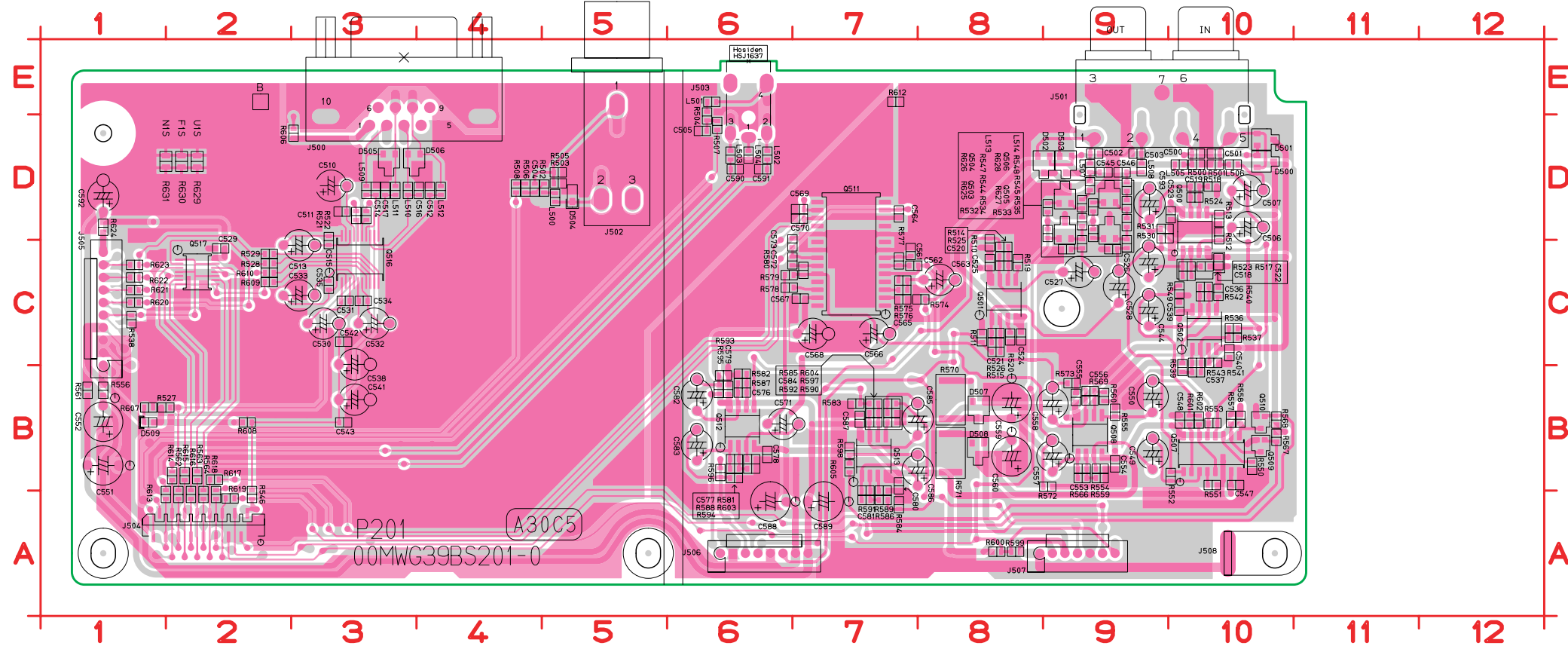
鉛フリー半田

半田付けには、鉛フリー半田 (Sn-Ag-Cu) を使用してください。

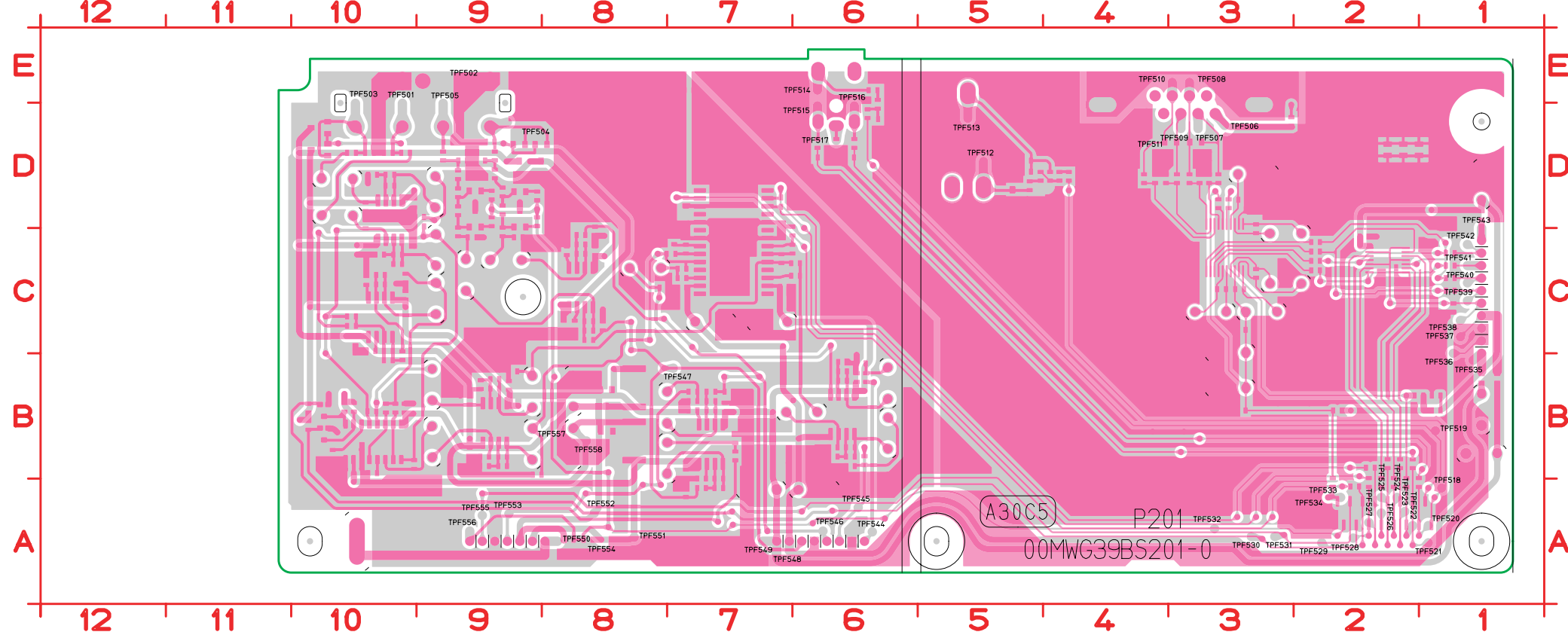
Lead-free Solder

When soldering, use the Lead-free Solder (Sn-Ag-Cu).

P201 A



P201 B

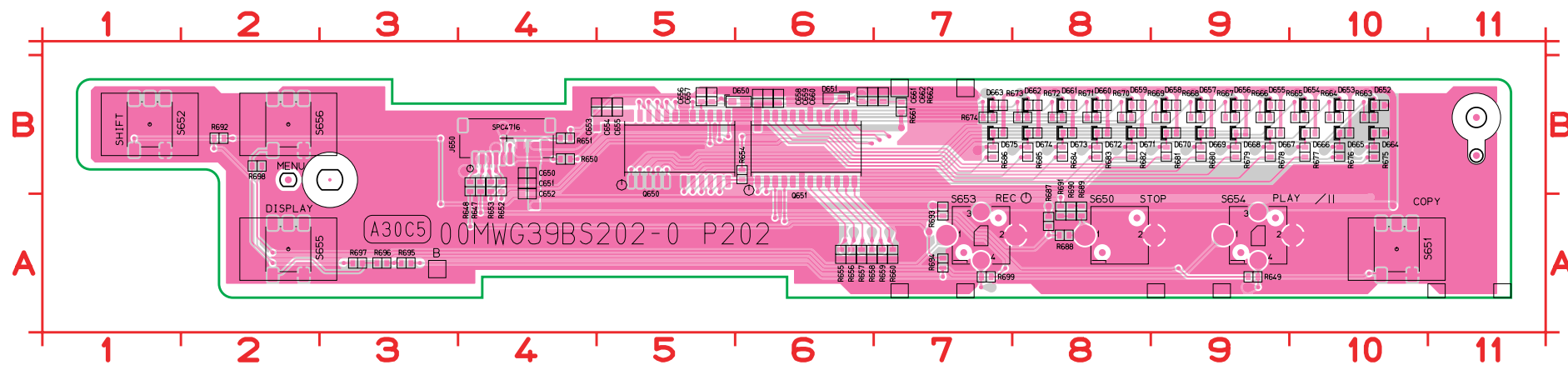


C500	D10	C569	D7	Q510	B10	R563	B2
C501	D10	C570	D7	Q511	C7	R564	A2
C502	D9	C571	B6	Q512	B6	R566	B9
C503	D9	C572	C7	Q513	B7	R567	B10
C504	D4	C573	C7	Q516	C3	R568	B10
C505	D6	C576	B6	Q517	C2	R569	B9
C506	D10	C577	B6	Q500	D10	R570	B8
C507	D10	C578	B6	R501	D10	R571	B8
C510	D3	C579	B6	R502	D5	R572	B9
C511	D3	C580	B7	R503	D5	R573	B9
C512	D4	C581	A7	R504	D6	R574	C8
C513	C2	C582	B6	R505	D5	R575	C7
C514	D3	C583	B6	R506	D4	R576	C7
C515	C3	C584	B7	R507	D6	R577	C7
C516	D4	C585	B8	R508	D4	R578	C6
C517	D3	C586	B8	R510	C8	R579	C6
C518	C10	C587	B7	R511	C8	R580	C7
C519	D10	C588	A6	R512	D10	R581	B6
C520	C8	C589	A7	R513	D10	R582	B6
C521	C8	C590	D6	R514	C8	R583	B7
C522	C10	C591	D6	R515	C8	R584	A7
C523	D10	C592	D1	R517	C10	R585	B7
C524	C8	C593	D9	R518	D10	R586	A7
C525	C8	D500	D10	R519	C8	R587	B6
C526	C9	D501	D10	R520	C8	R588	B6
C527	C9	D502	D9	R521	D3	R589	B7
C528	C9	D503	D9	R522	D3	R590	B7
C529	C2	D504	D5	R523	C10	R591	B7
C530	C3	D505	D3	R524	D10	R592	B7
C531	C3	D506	D3	R525	C8	R593	B6
C532	C3	D507	B8	R526	C8	R594	B6
C533	C2	D508	B8	R527	B2	R595	B6
C534	C3	D509	B1	R528	C2	R596	B6
C535	C3	J500	E3	R529	C2	R597	B7
C536	C10	J501	E9	R530	D9	R598	B7
C537	B10	J502	E5	R531	D9	R599	A8
C538	C3	J503	E6	R532	C9	R600	A8
C539	C10	J504	A2	R533	C9	R601	B10
C540	C10	J505	C1	R534	C9	R602	B10
C541	B3	J506	A6	R535	C9	R603	B6
C542	C3	J507	A8	R536	C10	R604	B7
C543	B3	J508	A10	R537	C10	R605	B7
C544	C9	L500	D5	R538	C1	R606	D3
C545	D9	L501	E6	R539	B10	R607	B1
C546	D9	L502	D6	R540	C10	R608	B2
C547	B10	L503	D6	R541	C10	R609	C2
C548	B10	L504	D6	R542	C10	R610	C2
C549	B9	L505	D10	R543	C10	R612	E7
C550	B9	L506	D10	R544	D9	R613	A2
C551	B1	L507	D9	R545	D9	R614	B2
C552	B1	L508	D9	R546	A2	R615	B2
C553	B9	L509	D3	R547	D9	R616	A2
C554	B9	L510	D3	R548	D9	R617	B2
C555	B9	L511	D3	R549	C10	R618	A2
C556	B9	L512	D4	R550	B10	R619	A2
C557	B9	L513	D9	R551	B10	R620	C1
C558	B9	L514	D9	R552	B10	R621	C1
C559	B8	Q500	D10	R553	B10	R622	C1
C560	B8	Q501	C8	R554	B9	R623	C1
C561	C7	Q502	C10	R555	B9	R624	D1
C562	C7	Q503	D9	R556	B1	R625	D9
C563	C8	Q504	D9	R557	B10	R626	D9
C564	D7	Q505	D9	R558	B10	R627	D9
C565	C7	Q506	D9	R559	B9	R628	D9
C566	C7	Q507	B10	R560	B9	R629	D2
C567	C7	Q508	B9	R561	B1	R630	D2
C568	C7	Q509	B10	R562	A2	R631	D2

鉛フリー半田
半田付けには、鉛フリー半田 (Sn-Ag-Cu) を使用してください。

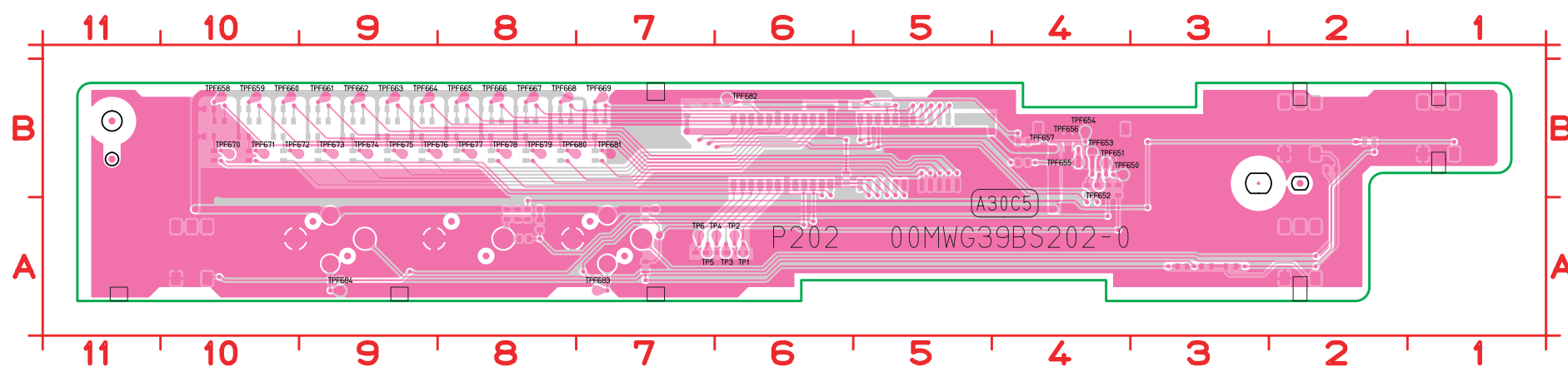
Lead-free Solder
When soldering, use the Lead-free Solder (Sn-Ag-Cu).

P202 A

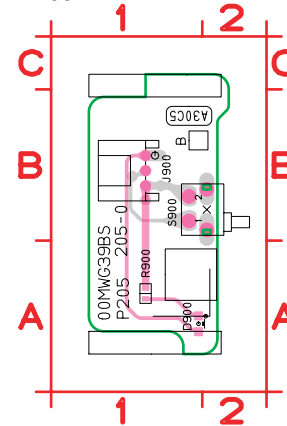


C650	B4	D657	B9	Q650	B5	R665	B10	R685	B8
C651	B4	D658	B9	Q651	B6	R666	B9	R686	B7
C652	B4	D659	B8	R647	B4	R667	B9	R687	A8
C653	B5	D660	B8	R648	B4	R668	B9	R688	A8
C654	B5	D661	B8	R649	A9	R669	B9	R689	A8
C655	B5	D662	B8	R650	B4	R670	B8	R690	A8
C656	B5	D663	B7	R651	B4	R671	B8	R691	A8
C657	B5	D664	B10	R652	B4	R672	B8	R692	B2
C658	B6	D665	B10	R653	B4	R673	B8	R693	A7
C659	B6	D666	B10	R654	B6	R674	B7	R694	A7
C660	B6	D667	B9	R655	A6	R675	B10	R695	A3
C661	B6	D668	B9	R656	A6	R676	B10	R696	A3
C662	B6	D669	B9	R657	A6	R677	B10	R697	A3
D650	B6	D670	B9	R658	A6	R678	B9	R698	B2
D651	B6	D671	B8	R659	A7	R679	B9	R699	A7
D652	B10	D672	B8	R660	A7	R680	B9	S650	A8
D653	B10	D673	B8	R661	B7	R681	B9	S651	A10
D654	B10	D674	B8	R662	B7	R682	B8	S652	B1
D655	B9	D675	B7	R663	B10	R683	B8	S653	A7
D656	B9	J650	B4	R664	B10	R684	B8	S654	A9
								S655	A2
								S656	B2

P202 B

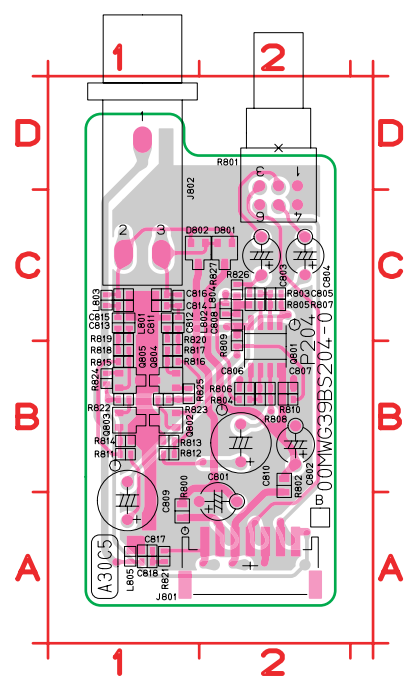


P205 A



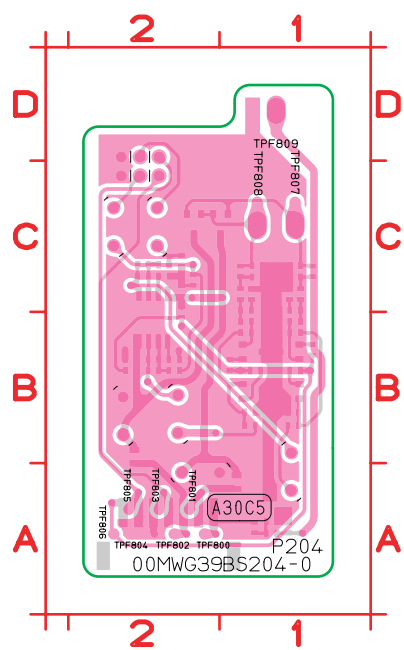
D900	A1
J900	B1
R900	A1
S900	B2

P204 A

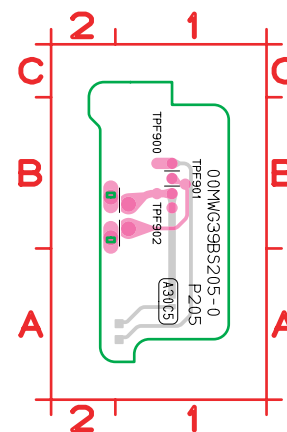


C801	A2	J801	A2	R808	B2
C802	B2	J802	D1	R809	C2
C803	C2	L801	C1	R810	B2
C804	C2	L802	C1	R811	B1
C805	C2	L803	C1	R812	B1
C806	B2	L804	C1	R813	B1
C807	B2	L805	A1	R814	B1
C808	C2	Q801	B2	R815	B1
C809	A1	Q802	B1	R816	B1
C810	B2	Q803	B1	R817	B1
C811	C1	Q804	B1	R818	B1
C812	C1	Q805	B1	R819	C1
C813	C1	R800	A1	R820	C1
C814	C1	R801	D2	R821	A1
C815	C1	R802	B2	R822	B1
C816	C1	R803	C2	R823	B1
C817	A1	R804	B2	R824	B1
C818	A1	R805	C2	R825	B1
D801	C2	R806	B2	R826	C2
D802	C1	R807	C2	R827	C2

P204 B



P205 B



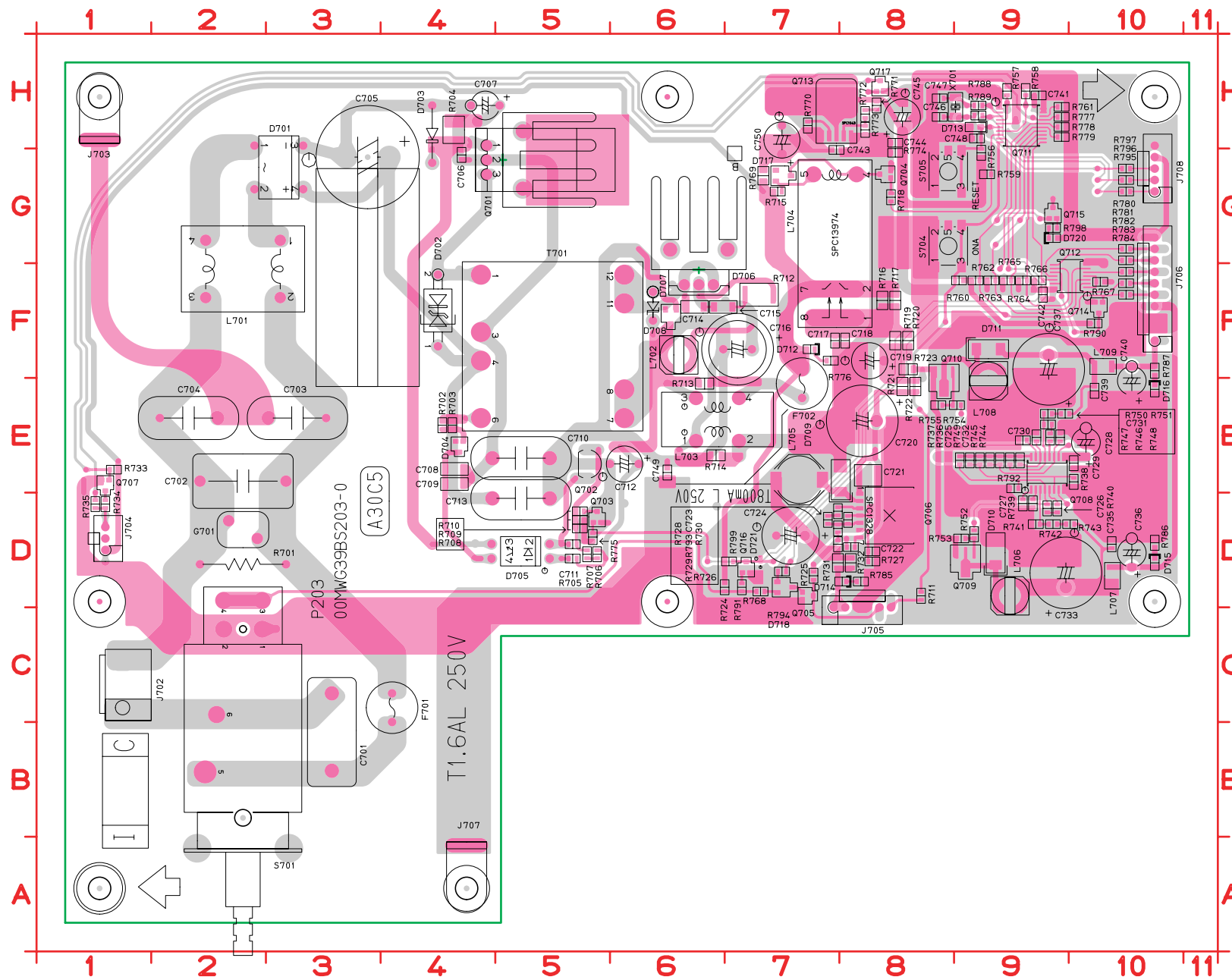
鉛フリー半田

半田付けには、鉛フリー半田 (Sn-Ag-Cu) を使用してください。

Lead-free Solder

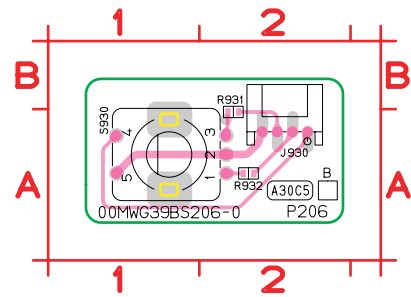
When soldering, use the Lead-free Solder (Sn-Ag-Cu).

P203 A



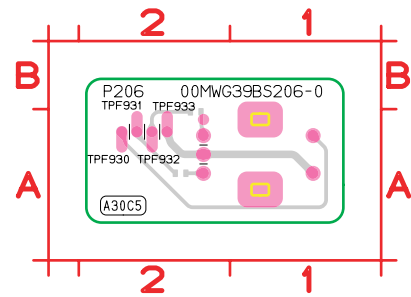
C701	B3	D713	H9	R717	F8	R777	H9
C702	E3	D714	D8	R718	G8	R778	H9
C703	E3	D715	D10	R719	F8	R779	H9
C704	E2	D716	E10	R720	F8	R780	G10
C705	G4	D717	G7	R721	E8	R781	G10
C706	G4	D718	D7	R722	E8	R782	F10
C707	H5	D720	G9	R723	F8	R783	F10
C708	E4	D721	D7	R724	D7	R784	F10
C709	E4	F701	C4	R725	D7	R785	D8
C710	E5	F702	E7	R726	D8	R786	D10
C711	D5	G701	D2	R727	D8	R787	F10
C712	E6	J702	C1	R728	D7	R788	H9
C713	D5	J703	H1	R729	D7	R789	H9
C714	F6	J704	D1	R730	D8	R790	F10
C715	F6	J705	D7	R731	D7	R791	D7
C716	F7	J706	F10	R732	D8	R792	E9
C717	F7	J707	A4	R733	E1	R793	D7
C718	F8	J708	G10	R734	D1	R794	D7
C719	F8	L701	G3	R735	D1	R795	G10
C720	E8	L702	F6	R736	E9	R796	G10
C721	E8	L703	E6	R737	E9	R797	G10
C722	D8	L704	G7	R738	E10	R798	G9
C723	D7	L705	E7	R739	D9	R799	D7
C724	D7	L706	D9	R740	D9	S701	A2
C725	E9	L707	D10	R741	D9	S704	G8
C726	D9	L708	E9	R742	D9	S705	G8
C727	D9	L709	F10	R743	D10	T701	F4
C728	E10	Q701	G4	R744	E9	X701	H9
C729	E10	Q702	E5	R745	E9		
C730	E9	Q703	D5	R746	E9		
C731	E9	Q704	G8	R747	E9		
C732	E9	Q705	D7	R748	E9		
C733	D9	Q706	D8	R749	E9		
C735	D10	Q707	E1	R750	E9		
C736	D10	Q708	E9	R751	E9		
C737	E9	Q709	D9	R752	D9		
C739	E10	Q710	E8	R753	D9		
C740	E10	Q711	H9	R754	E9		
C741	H9	Q712	F10	R755	E8		
C742	F9	Q713	H7	R756	G9		
C743	G7	Q714	F10	R757	H9		
C744	H8	Q715	G9	R758	H9		
C745	H8	Q716	D7	R759	G9		
C746	H8	Q717	H8	R760	F9		
C747	H8	R701	D3	R761	H9		
C748	H9	R702	E4	R762	F9		
C749	E6	R703	E4	R763	F9		
C750	G7	R704	H4	R764	F9		
D701	H2	R705	D5	R765	F9		
D702	F4	R706	D5	R766	F9		
D703	H4	R707	D5	R767	F10		
D704	E4	R708	D5	R768	D7		
D705	D5	R709	D5	R769	G7		
D706	F6	R710	D5	R770	H7		
D707	F6	R711	D8	R771	H8		
D708	F6	R712	F7	R772	H8		
D709	E8	R713	E6	R773	H8		
D710	D9	R714	E6	R774	G8		
D711	F9	R715	G7	R775	D5		
D712	F7	R716	F8	R776	F7		

P206 A



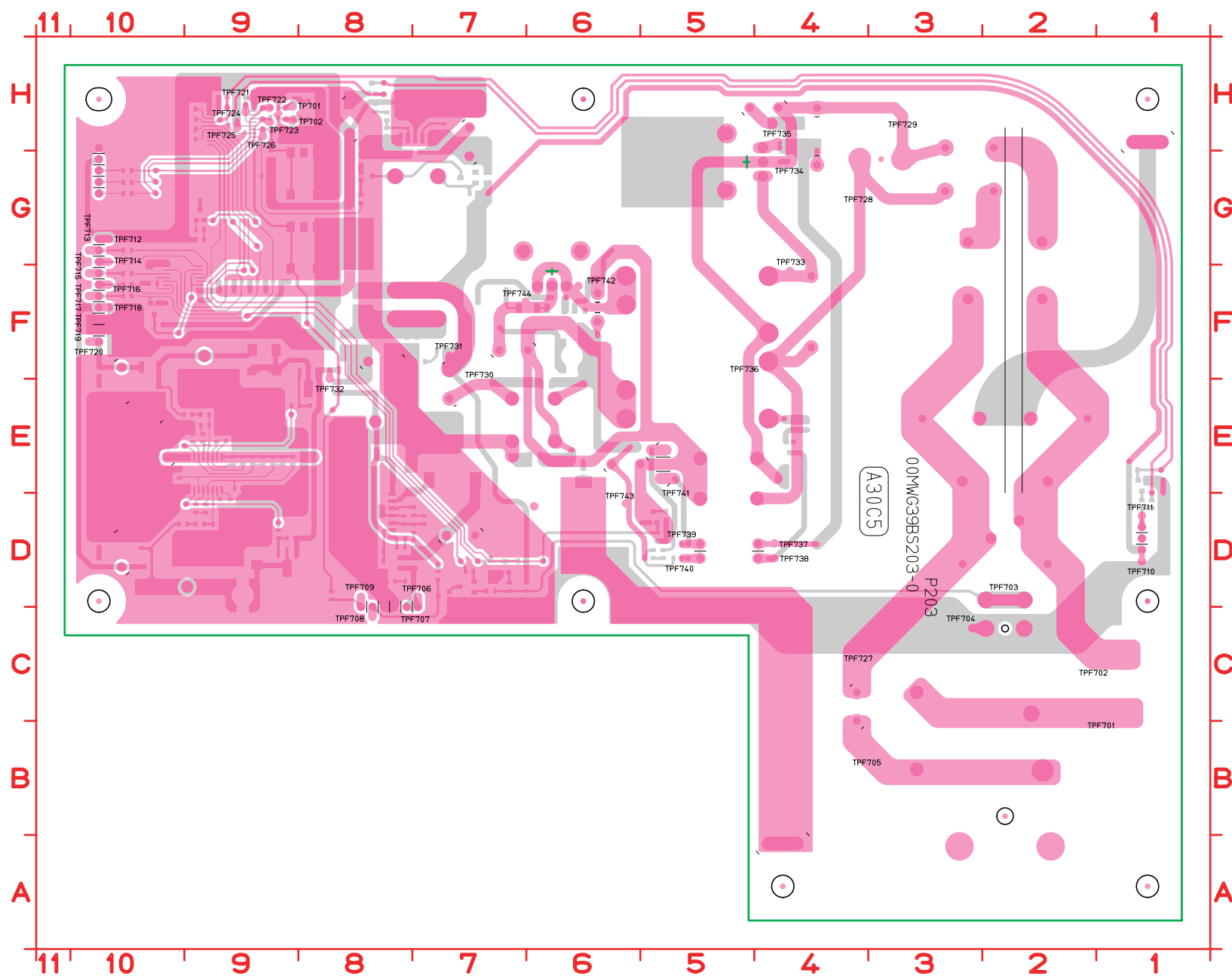
J930 A2
R931 A2
R932 A2
S930 A1

P206 B

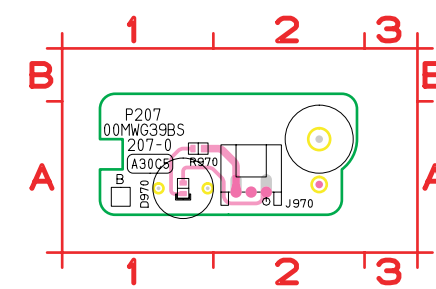


鉛フリー半田
半田付けには、鉛フリー半田 (Sn-Ag-Cu) を使用してください。
Lead-free Solder
When soldering, use the Lead-free Solder (Sn-Ag-Cu).

P203 B

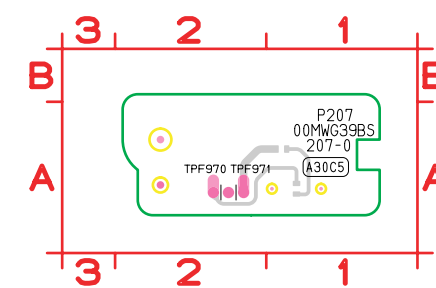


P207 A



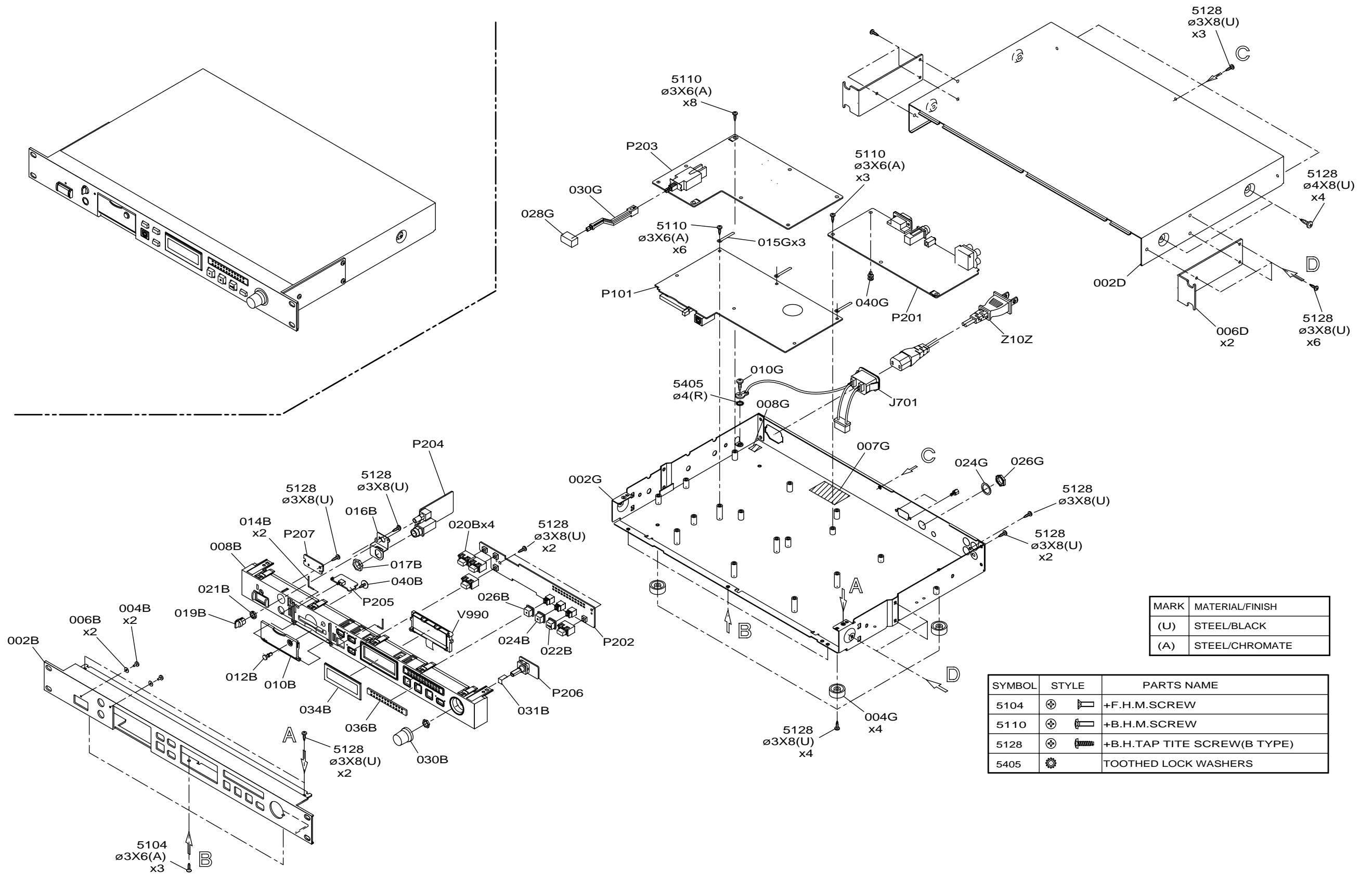
D970 A1
J970 A2
R970 A1

P207 B



鉛フリー半田
半田付けには、鉛フリー半田 (Sn-Ag-Cu) を使用してください。
Lead-free Solder
When soldering, use the Lead-free Solder (Sn-Ag-Cu).

8. EXPLODED VIEW AND PARTS LIST



MARK	MATERIAL/FINISH
(U)	STEEL/BLACK
(A)	STEEL/CHROMATE

SYMBOL	STYLE	PARTS NAME
5104		+F.H.M.SCREW
5110		+B.H.M.SCREW
5128		+B.H.TAP TITE SCREW(B TYPE)
5405		TOOTHED LOCK WASHERS

PWB NAME	POS. NO.	VERS. COLOR	PART NO. (FOR EUR)	PART NO. (MZ)	PART NAME	DESCRIPTION
	002B		00M39BS248010	00M39BS248010	FRONT PANEL	FRONT PANEL(AL)
	004B		00M238H355020	00M238H355020	LENS	LENS FOR POWER,ACCESS
	006B		00M204N122110	00M204N122110	ADHESIVE	ADHESIVE FOR LENS
	008B		00M39BS105020	00M39BS105020	CHASSIS	FRONT MOLD
	010B		00M04AS162110	00M04AS162110	DOOR	CF DOOR
	012B		00M2912259020	00M2912259020	BUSHING	DOOR HOLE BUSH
	014B		00M39BS112010	00M39BS112010	SHAFT	DOOR SHAFT
	019B		00M284T154360	00M284T154360	KNOB	HP VOL KNOB
	020B		00M39BS270010	00M39BS270010	BUTTON	BUTTON
	022B		00M49AS270110	00M49AS270110	BUTTON	PLAY BUTTON
	024B		00M49AS270210	00M49AS270210	BUTTON	STOP BUTTON
	026B		00M49AS270310	00M49AS270310	BUTTON	REC BUTTON
	030B		00M05AK154210	00M05AK154210	KNOB	REC/SELECT KNOB
	034B		00M39BS158010	00M39BS158010	WINDOW	LCD WINDOW
	036B		00M39BS158020	00M39BS158020	WINDOW	LED WINDOW
	004G		00M416H057010	00M416H057010	LEG	LEG
	028G		00M023J270120	00M023J270120	BUTTON	POWER BUTTON
	030G		00M416T121010	00M416T121010	LINK	LINK
	▲J701		00MYJ04002450	00MYJ04002450	JACK	! 3P MAINS INLET M1910-D
	P101		90MZZ39BS1000	90MZZ39BS1000	PWB ASSY	MAIN PWB
	P201		nsp	nsp	PWB ASSY	I/O UNIT PWB
	P202		nsp	nsp	PWB ASSY	PANEL UNIT PWB
	P203		90MZZ39BS2000	90MZZ39BS2000	PWB ASSY	POWER UNIT PWB
	P204		nsp	nsp	PWB ASSY	HP JACK UNIT PWB
	P205		nsp	nsp	PWB ASSY	ACC LED UNIT PWB
	P206		nsp	nsp	PWB ASSY	JOG UNIT PWB
	P207		nsp	nsp	PWB ASSY	STB LED UNIT PWB
	V990		00D3936027002	00D3936027002	DISPLAY	LCD MODULE
	W010		nsp	00MYU10080520	FPC	SMCD-10X80-BDX6(BL)-P1.0-S4-M
	W011		nsp	00MYU17100520	FPC	SMCD-17X100-BDX6(BL)-P1.0-S4-M
PACKING						
	002T		00M39BS851250	00M39BS851250	USER GUIDE	USER GUIDE 4LANGUAGES
	004T		00M39BS851020	00M39BS851020	USER GUIDE	CD-ROM (USER GUIDE)
	▲010Z	/N1S	00MZC02003190	00MZC02003190	MAINS CORD	# MAINS CORD 3P FOR N 10A 250V AC
	▲010Z	/U1S	00MZC02002180	00MZC02002180	MAINS CORD	# MAINS CORD 3P 10A 125V NM U KAW
	▲011Z	/N1S	00MZC01804100	00MZC01804100	MAINS CORD	# MAINS CORD 250V 10A FOR UK
NOT STANDARD SPARE PART						
	002S		nsp	00M39BS801010	PACKING CASE	PACKING CASE PMD560
	004S		nsp	00M39BS809010	CUSHION	CUSHION L
	005S		nsp	00M39BS809020	CUSHION	CUSHION R
	002D		nsp	00M14AS257030	LID	TOP COVER
	006D		nsp	00M49AS253010	HANDLE	HANDLE

NOTE : "nsp" PART IS LISTED FOR REFERENCE ONLY, MARANTZ WILL NOT SUPPLY THESE PARTS.

9. MICROPROCESSOR AND IC DATA

Q120 : μ PD703111AGM (MAIN μ P) 1/3

No.	PORT	PMD560							Connection
		Function	I/O	DET	Ext	Ini	Res		
1	JIT1	JIT1	I	—	Pd	L	L	MODE SELECT for SSCG	Pd
2	JIT0	JIT0	I	—	Pd	L	L	MODE SELECT for SSCG	Pd
3	AVcc	AVcc	—	—	—	—	—	POWER SUPPLY for ADC(+3.3V)	+3.3V
4	AVreft	AVreft	—	—	—	—	—	REFERENCE VOLTAGE for ADC(+3.3V)	+3.3V
5	ANI0	ANI0	I	—	Pu	—	—	KEY PAD SIGNAL2(for Remote	REMOTE
6	ANI1	ANI1	I	—	Pu	—	—	KEY PAD SIGNAL0	PANEL
7	ANI2	ANI2	I	—	Pu	—	—	KEY PAD SIGNAL1	PANEL
8	ANI3	ANI3	I	—	—	—	—	NO USE	GND
9	ANI4	ANI4	I	—	—	—	—	NO USE	GND
10	ANI5	ANI5	I	—	—	—	—	NO USE	GND
11	ANI6	ANI6	I	—	—	—	—	NO USE	GND
12	ANI7	ANI7	I	—	—	—	—	NO USE	GND
13	AVrefm	AVrefm	—	—	—	—	—	REFERENCE VOLTAGE for ADC(GND)	GND
14	AVss	AVss	—	—	—	—	—	GND for ADC	GND
15	MODE1	MODE1	I	—	Pd	L	L	MODE SELECT	Pd
16	MODE0	MODE0	I	—	Pu	H	H	MODE SELECT	Pu
17	_INTP67/TOC1/P67	CLK IN	O	—	—	—	—	CF CLK	CDCV304
18	_INTP66/INTPC11/P66	SDA	O	—	—	—	—	EEPROM SDA	EEPROM
19	_INTP65/TIC1/INTOC10/P65	SCL	O	—	—	—	—	EEPROM SCL	EEPROM
20	TOC0/_TC1/P55	P55	O	—	Pu	H	H	POWER OFF L:ON	SUB CPU
21	INTPC01/_DMAAk1/P54	DSPnRST	O	—	—	—	—	DSP RESET SIGNAL L RESET	DSP
22	INTPC00/TIC0/_DMARQ1/P53	DSPnHRE	I/O	—	—	—	—	DSP HRE	DSP
23	_INTP52/_TC0/P52	DSP_ON	O	—	—	—	—	DSP ON	DSP
24	_INTP51/_DMAAK0/P51	DSPnINT1	I	—	—	—	—	DSP INTERRUPT1	DSP
25	_INTP50/_DMARQ0/P50	DSPnHWE	I/O	—	—	—	—	DSP HWE	DSP
26	IVcc	IVcc	—	—	—	—	—	POWER SUPPLY(+1.5V)	+1.5V
27	IVss	IVss	—	—	—	—	—	GND	GND
28	_RESET	nRES	I	—	Pu	H	L	RESET SIGNAL L: RESET	POWER UNIT
29	ADTRG/_SELFREF/PCM5	SOFTnRES	O	—	Pu	H	L	SOFTWARE RESET L:RESET	POWER UNIT
30	_REFRQ/PCM4	PCM4	I	—	Pu	H	H	NO USE	Pu
31	_HLDRQ/PCM3	PCM3	I	—	Pu	H	H	NO USE	Pu
32	_HLDAK/PCM2	PDN	O	—	—	—	—	CODEC PDN	CODEC
33	PCM1	CSN	O	—	—	—	—	CODEC CSN	CODEC
34	_WAIT/PCM0	CPU_WAIT	I	—	—	—	—	CPU WAIT	CPLD
35	_CS7/PCS7	RTCCE	O	—	—	—	—	RTC CE	RTC
36	_CS6/PCS6	RTCCLK	O	—	—	—	—	RTC CLK	RTC
37	_IORD/_CS5/PCS5	RTC DATA	I/O	—	—	—	—	RTC DATA	RTC
38	EVdd	EVdd	—	—	—	—	—	POWER SUPPLY(+3.3V)	+3.3V
39	EVss	EVss	—	—	—	—	—	GND	GND
40	_CS4/PCS4	CPLD_nRES	O	—	Pu	H	L	CPLD RESET L:RESET	CPLD
41	_CS3/PCS3	nCS3	I	—	—	—	—	CS3	DSP
42	_IOWR/_CS2/PCS2	nCS2	I	—	—	—	—	CS2	CPLD
43	_CS1/PCS1	nCS1	I	—	—	—	—	CS1	SRAM
44	_CS0/PCS0	nCS0	I	—	—	—	—	CS0	FROM
45	A25/PAH9	nLBO	I	—	Pu	H	H	MUTE	AUDIO UNIT
46	A24/PAH8	PHANTOM ON	O	—	Pu	H	H	PHANTOM OUTPUT	Pu
47	A23/PAH7	PAH7	I	—	Pu	H	H	INPUT SEL(ST/MO)	AUDIO UNIT
48	A22/PAH6	MUTE	O	—	Pu	L	H	INPUT SEL(L/2+R/2)	AUDIO UNIT
49	A21/PAH5	PHANTOM MUTE	O	—	Pu	L	H	LED Seri-Para TRANS.(CLR)	NJU3716AM
50	A20/PAH4	PAH4	I	—	Pu	H	H	FUNCTION CHECKER	Pu
51	A19/PAH3	A19	O	—	—	—	—	EXT. MEMORY ADDRESS BUS19	ROM/RAM
52	A18/PAH2	A18	O	—	—	—	—	EXT. MEMORY ADDRESS BUS18	ROM/RAM
53	EVdd	EVdd	—	—	—	—	—	POWER SUPPLY(+3.3V)	+3.3V
54	EVss	EVss	—	—	—	—	—	GND	GND
55	IVdd	IVdd	—	—	—	—	—	POWER SUPPLY(+1.5V)	+1.5V
56	IVss	IVss	—	—	—	—	—	GND	GND
57	A17/PAH1	A17	O	—	—	—	—	EXT. MEMORY ADDRESS BUS17	ROM/RAM
58	A16/PAH0	A16	O	—	—	—	—	EXT. MEMORY ADDRESS BUS16	ROM/RAM
59	A15	A15	O	—	—	—	—	EXT. MEMORY ADDRESS BUS15	ROM/RAM
60	A14	A14	O	—	—	—	—	EXT. MEMORY ADDRESS BUS14	ROM/RAM
61	A13	A13	O	—	—	—	—	EXT. MEMORY ADDRESS BUS13	ROM/RAM
62	A12	A12	O	—	—	—	—	EXT. MEMORY ADDRESS BUS12	ROM/RAM

Q120 : μ PD703111AGM (MAIN uP) 2/3

63	A11	A11	O	—	—	—	—	EXT. MEMORY ADDRESS BUS11	ROM/RAM
64	A10	A10	O	—	—	—	—	EXT. MEMORY ADDRESS BUS10	ROM/RAM
65	A9	A9	O	—	—	—	—	EXT. MEMORY ADDRESS BUS9	ROM/RAM
66	A8	A8	O	—	—	—	—	EXT. MEMORY ADDRESS BUS8	ROM/RAM
67	A7	A7	O	—	—	—	—	EXT. MEMORY ADDRESS BUS7	ROM/RAM
68	A6	A6	O	—	—	—	—	EXT. MEMORY ADDRESS BUS6	ROM/RAM
69	A5	A5	O	—	—	—	—	EXT. MEMORY ADDRESS BUS5	ROM/RAM
70	EVdd	EVdd	—	—	—	—	—	POWER SULLPY(+3.3V)	+3.3V
71	EVss	EVss	—	—	—	—	—	GND	GND
72	A4	A4	O	—	—	—	—	EXT. MEMORY ADDRESS BUS4	ROM/RAM
73	A3	A3	O	—	—	—	—	EXT. MEMORY ADDRESS BUS3	ROM/RAM
74	A2	A2	O	—	—	—	—	EXT. MEMORY ADDRESS BUS2	ROM/RAM
75	_INTPL1/A1/PAL1	A1	O	—	—	—	—	EXT. MEMORY ADDRESS BUS1	ROM/RAM
76	_INTPL0/A0/PAL0	_INTPL0	I	—	Pu	—	—	FROM CONTROL	FROM
77	_BCYST/PCT7	PCT7	O	—	—	H	H	RS-232C CONTROL (STB)	RS-232C
78	_WE/_WR/PCT5	nWR	O	—	—	—	—	CF CONTROL	CPLD
79	_RD/PCT4	nRD	O	—	—	—	—	CF CONTROL	CPLD
80	UUDQM/_UUBE/_UUWR/PCT3	PCT3	O	—	Pu	H	H	NO USE	Pu
81	PCT2/_ULWR/_ULBE/ULDQM	PCT2	O	—	Pu	H	H	NO USE	Pu
82	PCT1/_LUWR/_LUBE/LUDQM	nUB	O	—	Pu	—	—	SRAM CONTROL	SRAM
83	PCT0/_LLWR/_LLBE/LLDQM	nLB	O	—	Pu	—	—	SRAM CONTROL	SRAM
84	IVdd	IVdd	—	—	—	—	—	POWER SUPPLY(+1.5V)	+1.5V
85	IVss	IVss	—	—	—	—	—	GND	GND
86	_SDRAS/PCD3	PCD3	I	—	—	—	—	REMOTE1 INPUT	REMOTE1
87	_SDCAS/PCD2	EPON	O	—	—	—	—	REMOTE2 LED(RED)	REMOTE2
88	BUSCLK/PCD1	PCD1	O	—	—	—	—	REMOTE2 LED(GREEN)	REMOTE2
89	EVdd	EVdd	—	—	—	—	—	POWER SUPPLY(+3.3V)	+3.3V
90	EVss	EVss	—	—	—	—	—	GND	GND
91	SDCKE/PCD0	USB_CNT	O	—	—	—	—	USB CONNECT	USB CONNECTER
92	D0	D0	I/O	—	—	—	—	EXT. MEMORY DATA BUS0	ROM/RAM
93	D1	D1	I/O	—	—	—	—	EXT. MEMORY DATA BUS1	ROM/RAM
94	D2	D2	I/O	—	—	—	—	EXT. MEMORY DATA BUS2	ROM/RAM
95	D3	D3	I/O	—	—	—	—	EXT. MEMORY DATA BUS3	ROM/RAM
96	D4	D4	I/O	—	—	—	—	EXT. MEMORY DATA BUS4	ROM/RAM
97	D5	D5	I/O	—	—	—	—	EXT. MEMORY DATA BUS5	ROM/RAM
98	D6	D6	I/O	—	—	—	—	EXT. MEMORY DATA BUS6	ROM/RAM
99	D7	D7	I/O	—	—	—	—	EXT. MEMORY DATA BUS7	ROM/RAM
100	EVdd	EVdd	—	—	—	—	—	POWER SUPPLY(+3.3V)	+3.3V
101	EVss	EVss	—	—	—	—	—	GND	GND
102	IVdd	IVdd	—	—	—	—	—	POWER SUPPLY(+1.5V)	+1.5V
103	IVss	IVss	—	—	—	—	—	GND	GND
104	D8	D8	I/O	—	—	—	—	EXT. MEMORY DATA BUS8	ROM/RAM
105	D9	D9	I/O	—	—	—	—	EXT. MEMORY DATA BUS9	ROM/RAM
106	D10	D10	I/O	—	—	—	—	EXT. MEMORY DATA BUS10	ROM/RAM
107	D11	D11	I/O	—	—	—	—	EXT. MEMORY DATA BUS11	ROM/RAM
108	D12	D12	I/O	—	—	—	—	EXT. MEMORY DATA BUS12	ROM/RAM
109	D13	D13	I/O	—	—	—	—	EXT. MEMORY DATA BUS13	ROM/RAM
110	D14	D14	I/O	—	—	—	—	EXT. MEMORY DATA BUS14	ROM/RAM
111	D15	D15	I/O	—	—	—	—	EXT. MEMORY DATA BUS15	ROM/RAM
112	PDH0/D16/_INTPD0	DB4	O	—	—	—	—	LCD DB4	LCD
113	PDH1/D17/_INTPD1	DB5	O	—	—	—	—	LCD DB5	LCD
114	PDH2/D18/_INTPD2/TOC4	DB6	O	—	—	—	—	LCD DB6	LCD
115	EVdd	EVdd	—	—	—	—	—	POWER SUPPLY(+3.3V)	+3.3V
116	EVss	EVss	—	—	—	—	—	GND	GND
117	PDH3/D19/_INTPD3	DB7	O	—	—	—	—	LCD DB7	LCD
118	PDH4/D20/_INTPD4	LCD_E	O	—	—	—	—	LCD E	LCD
119	PDH5/D21/_INTPD5/TOC5	LCD_R/W	O	—	—	—	—	LCD R/W	LCD
120	PDH6/D22/_INTPD6/INTP100/TCUD10	LCD_RS	O	—	—	—	—	LCD RS	LCD
121	PDH7/D23/_INTPD7/INTP101/TCLR10	LCD_nRES	O	—	—	—	—	LCD RESET	LCD
122	PDH8/D24/_INTPD8/TO10	USB_INT	I	—	—	—	—	USB INTERRUPT	USB CONNECTER
123	PDH9/D25/_INTPD9/TIUD10	CF_OP	I	—	—	—	—	CF DOOR	CF DOOR

Q120 : μ PD703111AGM (MAIN μ P) 3/3

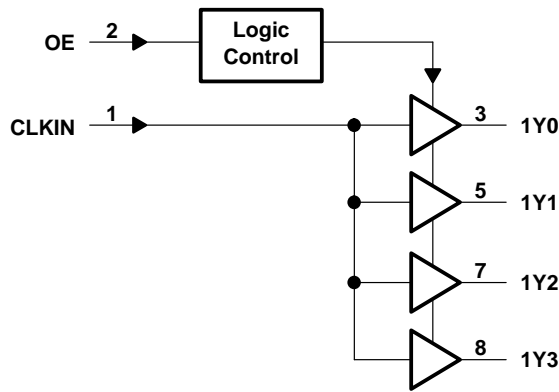
124	PDH10/D26/_INTPD10/ INTP110/TCUD11	PDH10	I	—	—	—	—	JOG B	JOG
125	PDH11/D27/_INTPD11/ INTP111/TCLD11	PDH11	I	—	—	—	—	JOG PUSH	JOG
126	PDH12/D28/_INTPD12/TO11	D28	I	—	—	—	—	USB IN	USB CONNECTER
127	PDH13/D29/_INTPD13/ TIUD11	PDH13	I	—	—	—	—	JOG A	JOG
128	EVdd	EVdd	—	—	—	—	—	POWER SUPPLY(+3.3V)	+3.3V
129	EVss	EVss	—	—	—	—	—	GND	GND
130	PDH14/D30/_INTPD14/PWM0	D30	O	—	—	—	—	NO USE	NC
131	PDH15/D31/_INTPD15/PWM1	DSPnINT2	I	—	—	—	—	DSP INTERRUPT2	DSP
132	TRCDATA3	TRCDATA3	O	—	—	—	—	ICE	ICE
133	TRCDATA2	TRCDATA2	O	—	—	—	—	ICE	ICE
134	IVdd	IVdd	—	—	—	—	—	POWER SUPPLY(+1.5V)	+1.5V
135	IVss	IVss	—	—	—	—	—	GND	GND
136	TRCDATA1	TRCDATA1	O	—	—	—	—	ICE	ICE
137	TRCDATA0	TRCDATA0	O	—	—	—	—	ICE	ICE
138	TRCEND	TRCEND	O	—	—	—	—	ICE	ICE
139	TRCCLK	TRCCLK	O	—	—	—	—	ICE	ICE
140	DDO	DDO	O	—	—	—	—	ICE	ICE
141	DDI	DDI	I	—	—	—	—	ICE	ICE
142	_DRST	_DRST	I	—	—	—	—	ICE	ICE
143	DMS	DMS	I	—	—	—	—	ICE	ICE
144	DCK	DCK	I	—	—	—	—	ICE	ICE
145	P25/SO1/_INTP25	SO1	O	—	—	—	—	CODEC CONTROL	CODEC
146	P24/SI1/_INTP24	SI1	I	—	—	—	—	CODEC CONTROL	CODEC
147	P23/SCK1/_INTP23	SCLK	O	—	—	—	—	CODEC CLK	CODEC
148	P22/TXD1/_INTP22	TXD1	O	—	—	—	—	RS-232C CONTROL (TxD)	RS-232C
149	P21/RXD1/_INTP21	RXD1	I	—	—	—	—	RS-232C CONTROL (RxD)	RS-232C
150	EVdd	EVdd	—	—	—	—	—	POWER SUPPLY(+3.3V)	+3.3V
151	EVss	EVss	—	—	—	—	—	GND	GND
152	P20/NMI	NMI	I	—	—	—	—	NMI	POWER SW
153	P13/TXD0/SO0	SPDATA	O	—	—	—	—	LED Seri-Para TRANS.	NJU3718AM
154	P12/RXD0/SI0	SPnSTB	O	—	—	—	—	LED Seri-Para TRANS.	NJU3718AM
155	P11/_SCK0/_INTP11	SPCLK	O	—	—	—	—	LED Seri-Para TRANS.	NJU3718AM
156	PLLSEL	PULLSEL	I	—	Pd	L	L	MODE SELECT for PLL SYNTHESIZER	Pd
157	IVdd	IVdd	—	—	—	—	—	POWER SUPPLY(+1.5V)	+1.5V
158	IVss	IVss	—	—	—	—	—	GND	GND
159	P10/UCLK/_INTP10	UCLK	I	—	—	—	—	USB CLK	USB CONNECTER
160	UDP	UDP	I/O	—	—	—	—	USB DATA(+)	USB CONNECTER
161	UDM	UDM	I/O	—	—	—	—	USB DATA(-)	USB CONNECTER
162	UVdd	UVdd	—	—	—	—	—	POWER SUPPLY for USB(+3.3V)	+3.3V
163	OSCVdd	OSCVdd	—	—	—	—	—	POWER SUPPLY for CLK GENERATOR(+3.3V)	+3.3V
164	X1	X1	I	—	—	—	—	OSC(SYSTEM CLK 18.75MHz)	X'TAL
165	X2	X2	I	—	—	—	—	OSC(SYSTEM CLK)	X'TAL
166	OSCVss	OSCVss	—	—	—	—	—	GND for CLK GENERATOR	GND
167	PLLVdd	PLLVdd	—	—	—	—	—	POWER SUPPLY for PLL SYNTHESIZER(+3.3V)	+3.3V
168	PLLVss	PLLVss	—	—	—	—	—	GND for PLL SYNTHESIZER	GND
169	SSEL1	SSEL1	I	—	Pu	H	H	MODE SELECT for CLK GENERATOR	Pu
170	SSEL0	SSEL0	I	—	Pd	L	L	MODE SELECT for CLK GENERATOR	Pd
171	P77/TC3/TOC3	P77	O	—	Pu	H	L	RS-232C CONTROL (CTS)	RS-232C
172	P76/_DMAAK3/INTPC31	P76	I	—	Pu	H	L	RS-232C CONTROL (RTS)	RS-232C
173	P75/_DMARQ3/INTPC30/TIC3	P75	O	—	—	—	—	INPUT VOL(CLK)	TC9459BFG
174	P74/_TC2/TOC2	P74	O	—	—	—	—	INPUT VOL(DATA)	TC9459BFG
175	P73/_DMAAK2/INTPC21	P73	O	—	—	—	—	INPUT VOL(STB)	TC9459BFG
176	P72/_DMARQ2/INTPC20/TIC2	CF_nINT	I	—	—	—	—	CF INTERRUPT	CPLD

Q119 : CDCV304PW(140-MHz PCI-X CLOCK BUFFER)

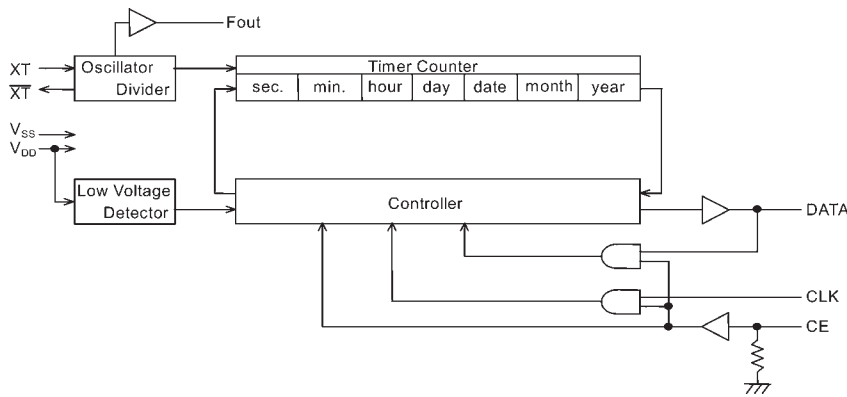
FUNCTION TABLE

INPUTS		OUTPUT
CLKIN	OE	1Y (0:3)
L	L	L
H	L	L
L	H	L
H	H	H

functional block diagram

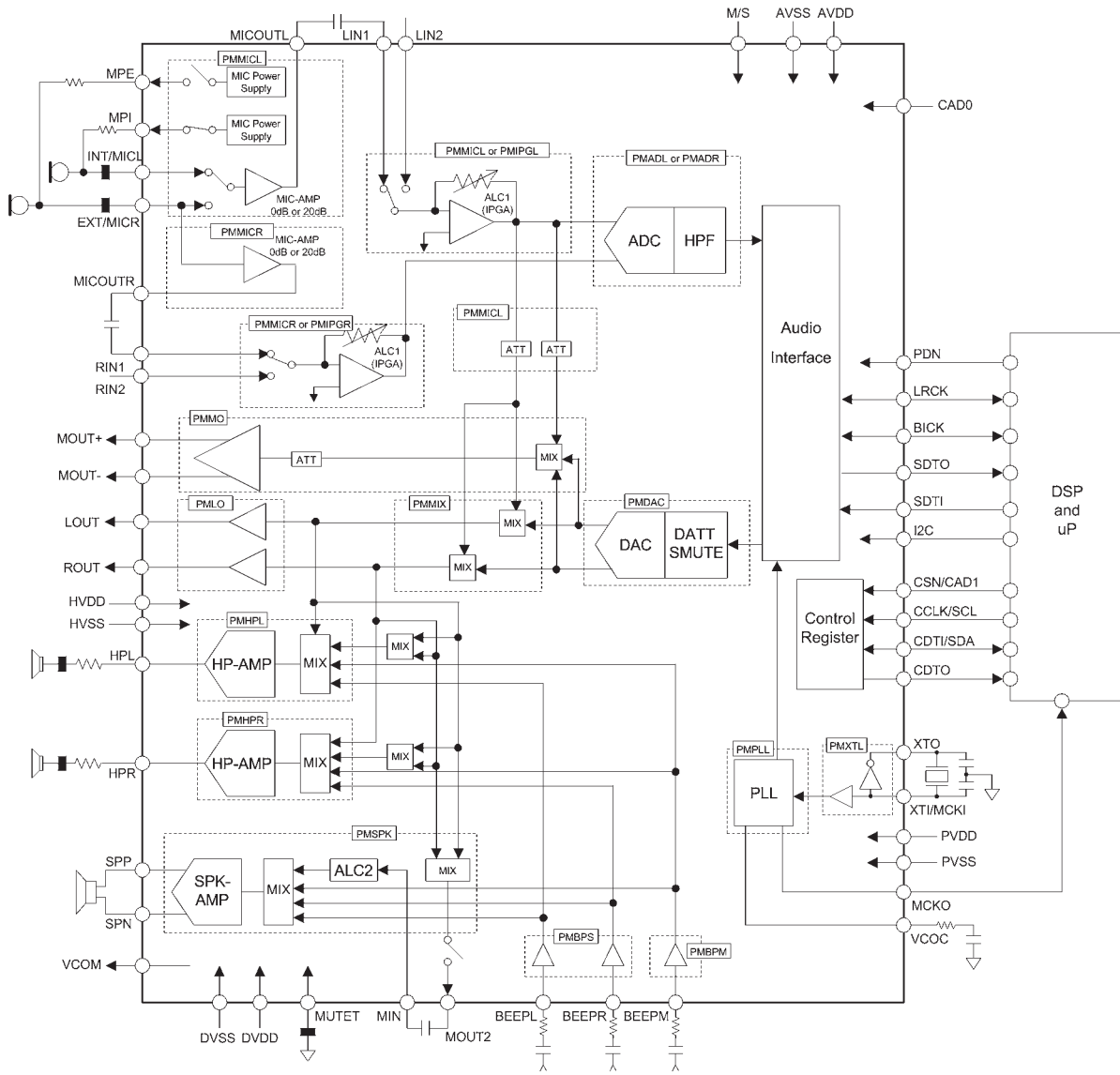


Q121 : NJU6350B(REAL TIME CLOCK)



No.	SYMBOL	I/O	FUNCTION
1	Fout	O	Oscillator output terminal. ON :It outputs oscillator signal , frequency 32.768kHz. OFF :It is in high impedance status.
2	XT	I	Quartz crystal connect terminal (f = 32.768kHz).
3	XT	O	
4	V _{SS}	Power	GND
5	CE	I	Chip enable terminal (With pull-down resistor). " H " : Data input/output available " L " : Data terminal is in high impedance status. When the data input/output is executed consequently, the CE terminal should be set to " L " level at the data transmission interval.
6	CLK	I	Clock terminal. The Data Input/Output is synchronized by this clock. When the CE terminal is "L", the data input is not available. When the CE signal which is raising edge or falling edge, the CLK signal should be fixed to " L ".
7	DATA	I/O	Serial timer data input/output terminal. This terminal is switched to input or output by system control data. (Default : input) When the CE terminal is set to " L ", the data terminal is high impedance.
8	V _{DD}	Power	Power supply The rising time of V _{DD} should be less than 10mS.

Q123 : AK4537(CODEC)



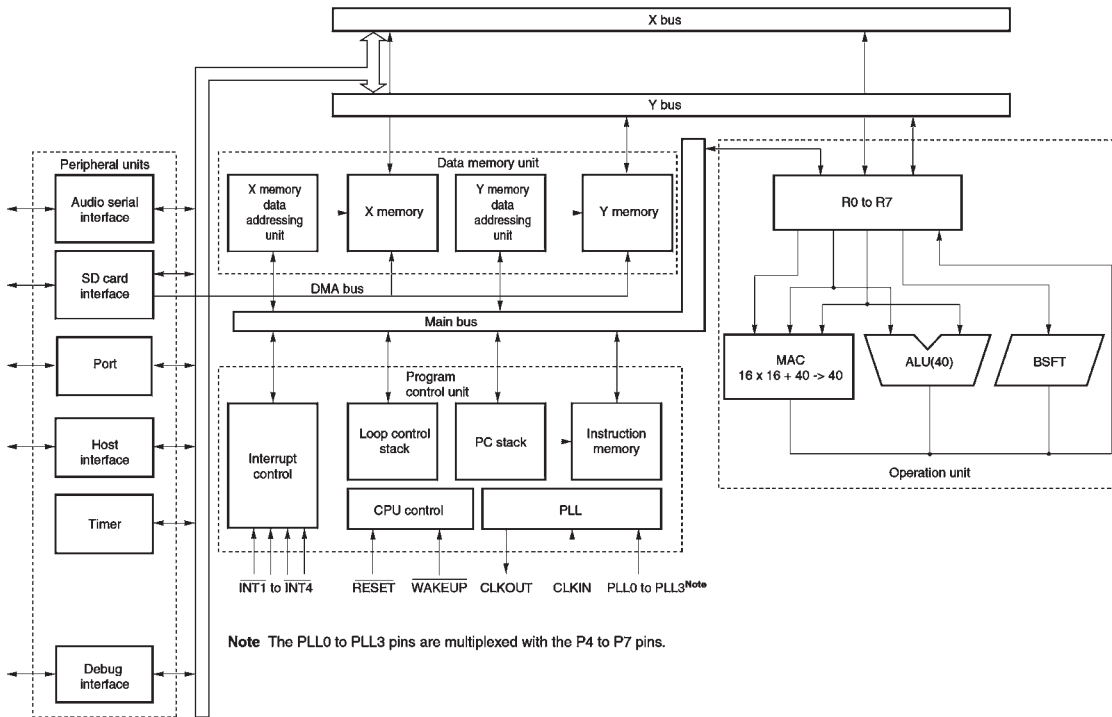
Q123 : AK4537(CODEC)

No.	Pin Name	I/O	Function
1	MICOUTL	O	MIC-Amp Lch Output Pin
2	MICOUTR	O	MIC-Amp Rch Output Pin
3	EXT	I	External Microphone Input Pin (Mono Input) (PMMICR bit = "0")
	MICR	I	Stereo Microphone Rch Input Pin (PMMICR bit = "1")
4	MPE	O	MIC Power Supply Pin for External Microphone / Stereo Microphone Rch
5	MPI	O	MIC Power Supply Pin for Internal Microphone / Stereo Microphone Lch
6	EXT	I	Internal Microphone Input Pin (Mono Input) (PMMICL bit = "0")
	MICR	I	Stereo Microphone Lch Input Pin (PMMICL bit = "1")
7	VCOM	O	Common Voltage Output Pin, 0.45 x AVDD Bias voltage of ADC inputs and DAC outputs.
8	AVSS	-	Analog Ground Pin
9	AVDD	-	Analog Power Supply Pin
10	PVDD	-	PLL Power Supply Pin
11	PVSS	-	PLL Ground Pin
12	VCOC	O	Output Pin for Loop Filter of PLL Circuit This pin should be connected to PVSS with one resistor and capacitor in series.
13	NC	-	No Connect. This pin should be left floating.
14	CAD0	I	Chip Address 0 Select Pin
15	PDN	I	Power-Down Mode Pin "H": Power up, "L": Power down reset and initializes the control register.
16	CSN	I	Chip Select Pin (I2C = "L")
	CAD1	I	Chip Address 1 Select Pin (I2C = "H")
17	CCCLK	I	Control Data Clock Pin (I2C = "L")
	SCL	I	Control Data Clock Pin (I2C = "H")
18	CDTI	I	Control Data Input Pin (I2C = "L")
	SDA	I/O	Control Data Input Pin (I2C = "H")
19	CDTO	O	Control Data Output Pin (I2C = "L")
20	I2C	I	Control Mode Select Pin "H": I ² C Bus, "L": 4-wire Serial
21	SDTI	I	Audio Serial Data Input Pin
22	SDTO	O	Audio Serial Data Output Pin
23	LRCK	I/O	Input / Output Channel Clock Pin
24	BICK	I/O	Audio Serial Data Clock Pin
25	MCKO	O	Master Clock Output Pin
26	NC	-	No Connect. This pin should be left floating.

No.	Pin Name	I/O	Function
27	NC	-	No Connect. This pin should be left floating.
28	DVDD	-	Digital Power Supply Pin
29	DVSS	-	Digital Ground Pin
30	XTO	O	X'tal Output Pin
31	XTI	I	X'tal Input Pin
	MCKI	I	External Master Clock Input Pin
32	M/S	I	Master / Slave Mode Pin "H" : Master Mode, "L" : Slave Mode
33	SPP	O	Speaker Amp Positive Output Pin
34	SPN	O	Speaker Amp Negative Output Pin
35	HVDD	-	Headphone Amp Power Supply Pin
36	HVSS	-	Headphone Amp Ground Pin
37	HPR	O	Rch Headphone Amp Output Pin
38	HPL	O	Lch Headphone Amp Output Pin
39	MUTET	O	Mute Time Constant Control Pin Connected to HVSS pin with a capacitor for mute time constant.
40	MIN	I	ALC Input Pin
41	MOUT2	O	Analog Mixing Output Pin
42	ROUT	O	Rch Stereo Line Output Pin
43	LOUT	O	Lch Stereo Line Output Pin
44	MOUT-	O	Mono Line Negative Output Pin
45	MOUT+	O	Mono Line Positive Output Pin
46	RIN2	I	Rch Analog Input 2 Pin (LINE Input)
47	LIN2	I	Lch Analog Input 2 Pin (LINE Input)
48	BEEPM	I	Mono Beep Signal Input Pin
49	BEEPR	I	Rch Stereo Beep Signal Input Pin
50	BEEPL	I	Lch Stereo Beep Signal Input Pin
51	LIN1	I	Rch Analog Input 1 Pin (MIC Input)
52	RIN1	I	Lch Analog Input 1 Pin (MIC Input)

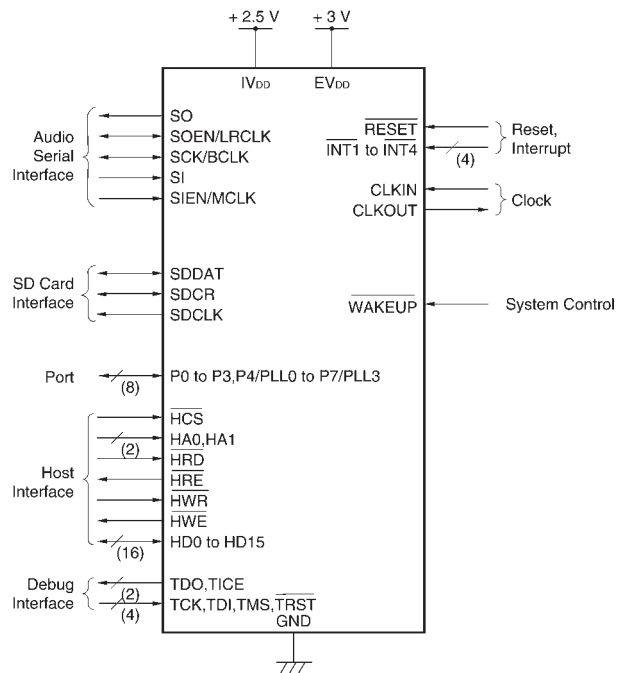
Note: All input pins except analog input pins (INT, EXT, LIN1, RIN1, MIN, BEEPM, BEEPL, BEEPR, LIN2 and RIN2) should not be left floating.

Q124 : μ PD77115 (DSP)



PIN NAME

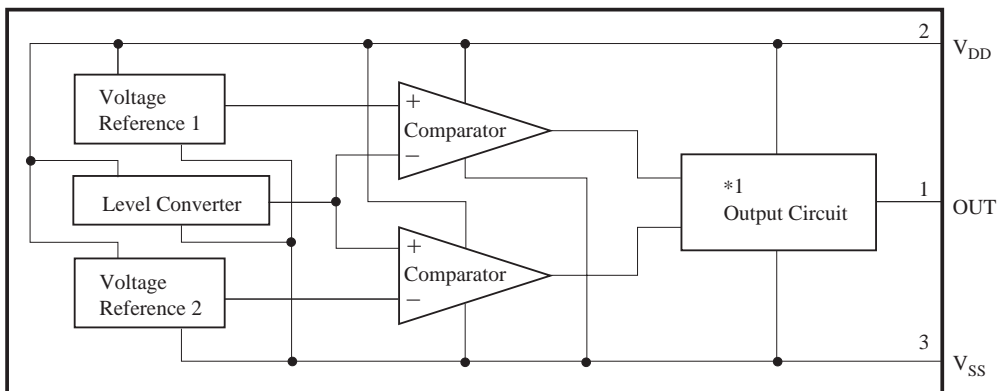
- CLKIN : Clock Input
- CLKOUT : Clock Output
- EV_{DD} : Power Supply for I/O Pins
- GND : Ground
- HA0, HA1 : Host Data Access
- HCS : Host Chip Select
- HD0 to HD15 : Host Data Bus
- HRD : Host Read
- HRE : Host Read Enable
- HWE : Host Write Enable
- HWR : Host Write
- I.C. : Internally Connected
- INT1 to INT4 : Interrupt
- IV_{DD} : Power Supply for DSP Core
- NC : Non-Connection
- P0 to P3 : Port
- P4/PLL0 to P7/PLL3 : Port/ PLL Setting Input
- RESET : Reset
- SCK/BCLK : Serial Clock Input/ Output
- SDCLK : SD Card Clock Output
- SDCR : SD Card Command Output/ Response Input
- SDDAT : SD Card Data Input/ Output
- SI : Serial Data Input
- SIEN/MCLK : Serial Input Enable/ Master Clock Input
- SO : Serial Data Output
- SOEN/LRCLK : Serial Output Enable/ Left Right Clock Input/ Output
- TCK : Test Clock Input
- TDI : Test Data Input
- TDO : Test Data Output
- TICE : Test In-Circuit Emulator
- TMS : Test Mode Select
- TRST : Test Reset
- WAKEUP : Wakeup from STOP Mode



Remark The P4 to P7 pins are multiplexed with PLL0 to PLL3 pins.

Q108 : MN1382S-H

■ Block Diagram



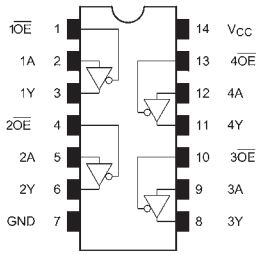
Note *1: Circuits vary slightly depending on the output type (CMOS output, N-channel open drain output, or inverted CMOS output)

■ Pin Descriptions

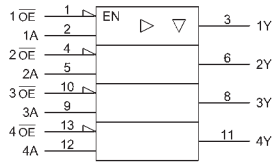
Pin No.	Symbol	Function Description
1	OUT	Reset signal output pin
2	V _{DD}	Power supply pin
3	V _{SS}	Ground pin

Q110 : TC74LCX125FT

Pin Assignment (top view)



IEC Logic Symbol



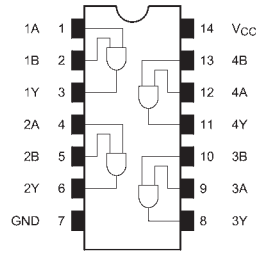
Truth Table

Inputs		Outputs
OE	A	Y
H	X	Z
L	L	L
L	H	H

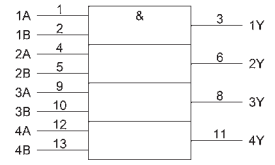
X: Don't care
Z: High impedance

Q121 : TC74LCX08FT

Pin Assignment (top view)



IEC Logic Symbol

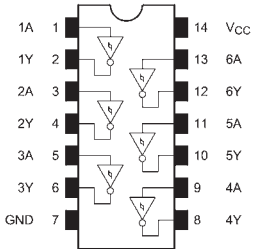


Truth Table

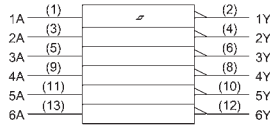
Inputs		Outputs
A	B	Y
L	L	L
L	H	L
H	L	L
H	H	H

Q125 : TC74LCX14FT

Pin Assignment (top view)



IEC Logic Symbol

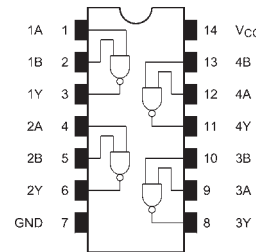


Truth Table

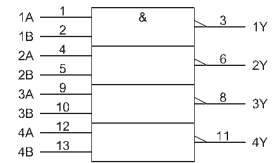
Inputs	Outputs
A	Y
L	H
H	L

Q130, 132 : TC74LCX00FT

Pin Assignment (top view)



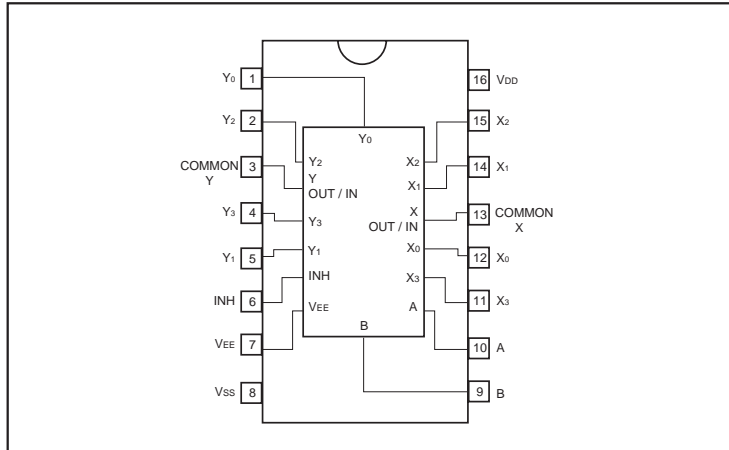
IEC Logic Symbol



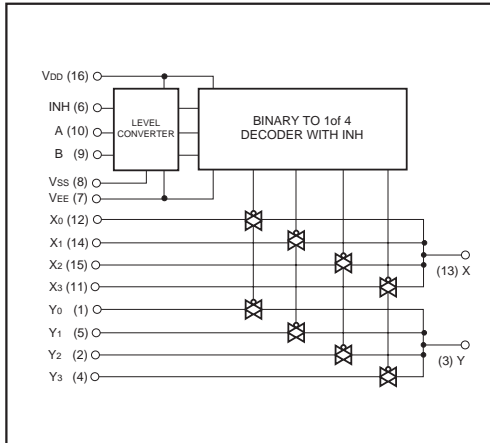
Truth Table

Inputs		Outputs
A	B	Y
L	L	H
L	H	H
H	L	H
H	H	L

Block diagram



Logic circuit diagram

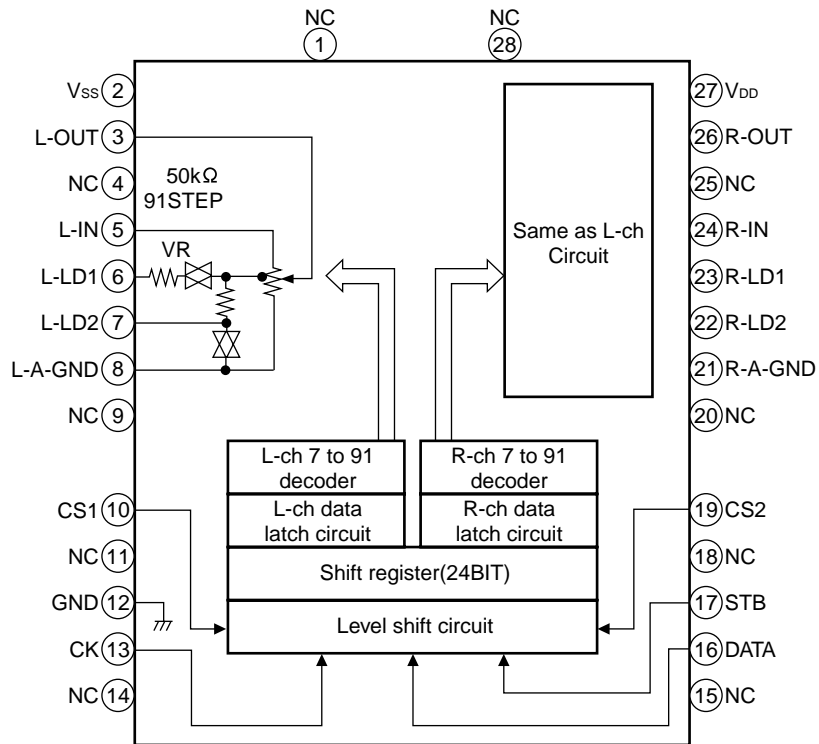
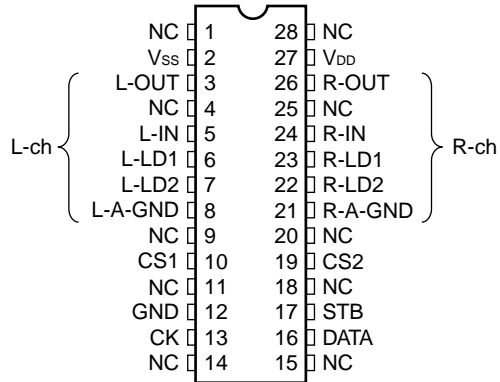


Truth table

INH	A	B	ON SWITCH
L	L	L	X ₀ Y ₀
L	H	L	X ₁ Y ₁
L	L	H	X ₂ Y ₂
L	H	H	X ₃ Y ₃
H	X	X	NONE

X: Irrelevant

TC9459BFG

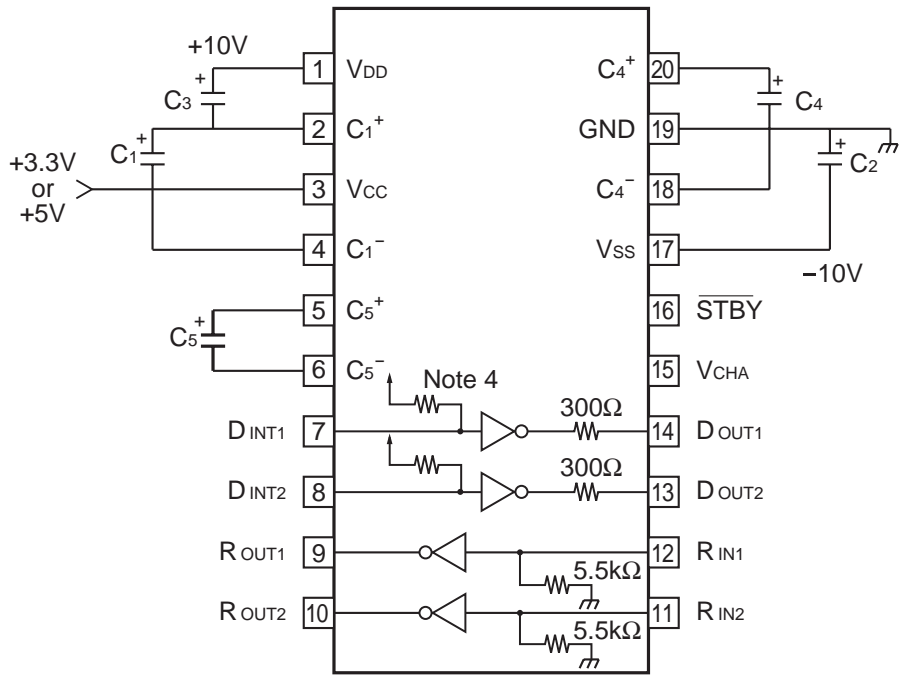


PIN DESCRIPTION

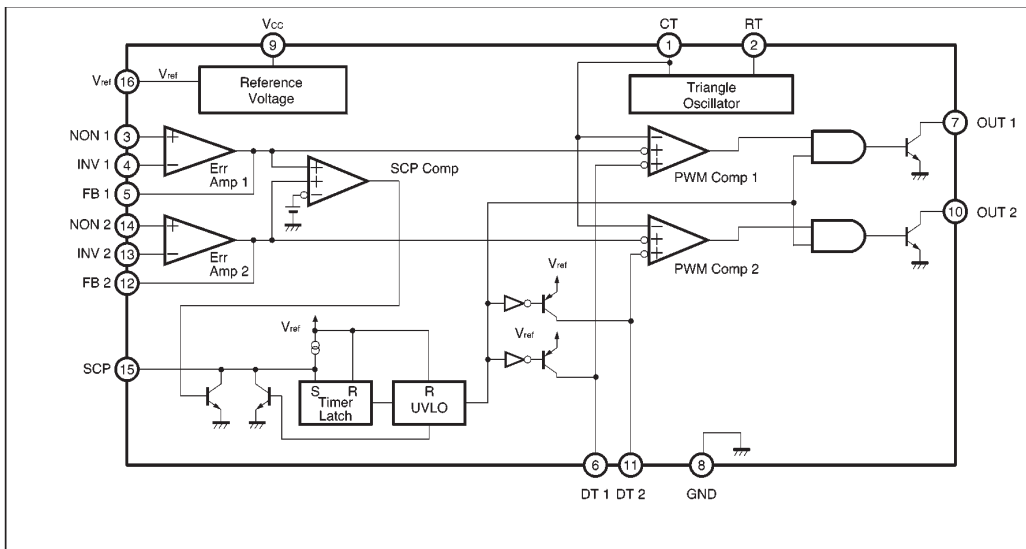
Numeral in () means the pin No. of TC9459BFG.

PIN No.	SYMBOL	PIN NAME	FUNCTION	REMARK										
1 (2)	V _{SS}	Negative power supply pin	When using dual power supplies $V_{DD} = 6.0 \sim 17V$ $GND = 0V$ $V_{SS} = -6.0 \sim -17V$ When using a single power supply $V_{DD} = 6.0 \sim 18V$ $GND = V_{SS} = 0V$	—										
28 (27)	V _{DD}	Positive power supply pin												
13 (12)	GND	Digital GND pin												
3 (3)	L-OUT	Volume output pin	• Volume circuit 	—										
26 (26)	R-OUT													
5 (5)	L-IN	Volume input pin												
24 (24)	R-IN													
6 (6)	L-LD1				Loudness tap output pin									
23 (23)	R-LD1													
7 (7)	L-LD2													
22 (22)	R-LD2													
8 (8)	L-A-GND	Analog GND pin			<table border="1"> <tr> <td></td> <td>LA1</td> <td>LA2</td> </tr> <tr> <td>LOUDNESS "ON"</td> <td>ON</td> <td>OFF</td> </tr> <tr> <td>LOUDNESS "OFF"</td> <td>OFF</td> <td>ON</td> </tr> </table>		LA1	LA2	LOUDNESS "ON"	ON	OFF	LOUDNESS "OFF"	OFF	ON
	LA1					LA2								
LOUDNESS "ON"	ON	OFF												
LOUDNESS "OFF"	OFF	ON												
21 (21)	R-A-GND													
10 (10)	CS1	Chip select input pin	Up to 4 chips on the same bus can be used by switching over chip select code.	—										
19 (19)	CS2													
14 (13)	CK	Clock input pin	Data transfer clock input	Low threshold value input pin										
15 (16)	DATA	Data input pin	Volume setup serial data input											
16 (17)	STB	Strobe input pin	Data write strobe input											
2 (1)	NC	No connection	—	—										
27 (28)														
4 (4)														
25 (25)														
9 (9)														
20 (20)														
11 (11)														
18 (18)														
12 (14)														
17 (15)														

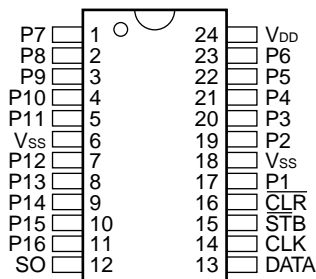
Q516 : μ PD4721GS-GJG



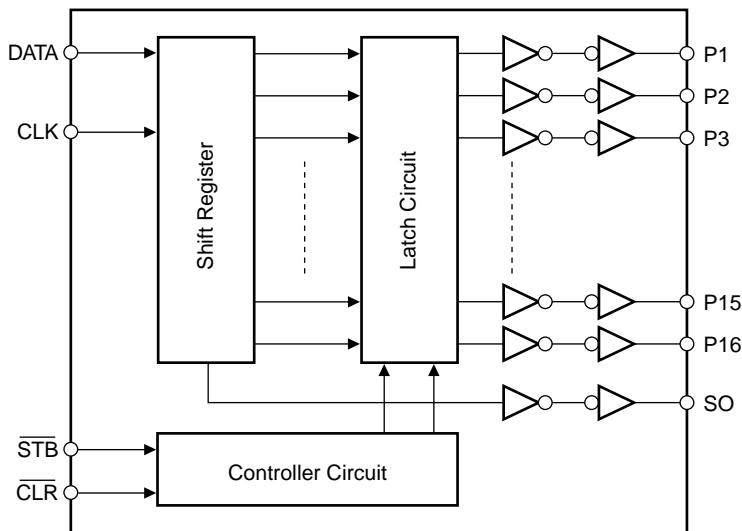
Q708 : BA9741FS-E2



Pin No.	Pin name	Function
1	CT	External timing capacitor
2	RT	External timing resistor
3	NON1	Positive input for error amplifier 1
4	INV1	Negative input for error amplifier 1
5	FB1	Error amplifier 1 output
6	DT1	Output 1 dead time / soft start setting
7	OUT1	Output 1
8	GND	Ground
9	Vcc	Power supply
10	OUT2	Output 2
11	DT2	Output 2 dead time / soft start setting
12	FB2	Error amplifier 2 output
13	INV2	Negative input for error amplifier 2
14	NON2	Positive input for error amplifier 2
15	SCP	Time latch setting
16	Vref	Reference voltage output (2.5V)

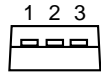
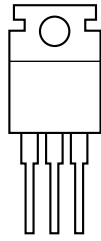


NJU3716AM



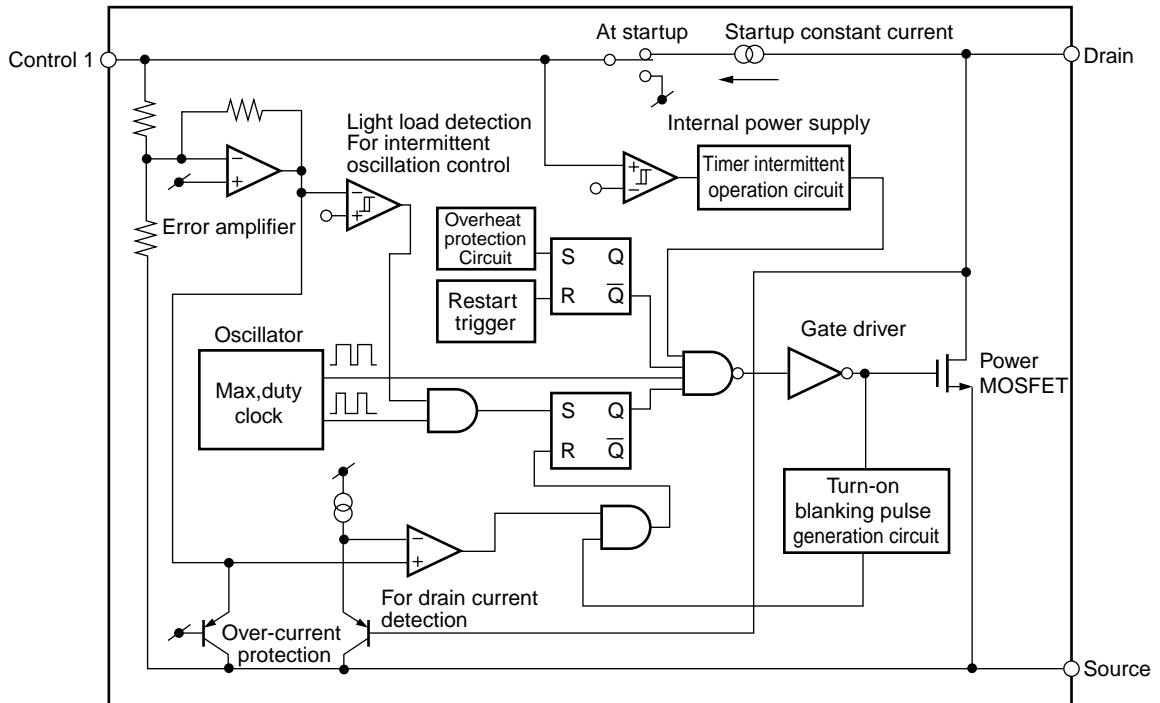
■ TERMINAL DESCRIPTION

No.	SYMBOL	I/O	FUNCTION
1	P7	O	Parallel Conversion Data Output Terminals
2	P8	O	
3	P9	O	
4	P10	O	
5	P11	O	
6	V _{SS}	-	GND
7	P12	O	Parallel Conversion Data Output Terminals
8	P13	O	
9	P14	O	
10	P15	O	
11	P16	O	
12	SO	O	Serial Data Output Terminal
13	DATA	I	Serial Data Input Terminal
14	CLK	I	Clock Signal Input Terminal
15	STB	I	Strobe Signal Input Terminal
16	CLR	I	Clear Signal Input Terminal
17	P1	O	Parallel Conversion Data Output Terminal
18	V _{SS}	-	GND
19	P2	O	Parallel Conversion Data Output Terminals
20	P3	O	
21	P4	O	
22	P5	O	
23	P6	O	
24	V _{DD}	-	Power Supply Terminal (2.4 to 5.5V)

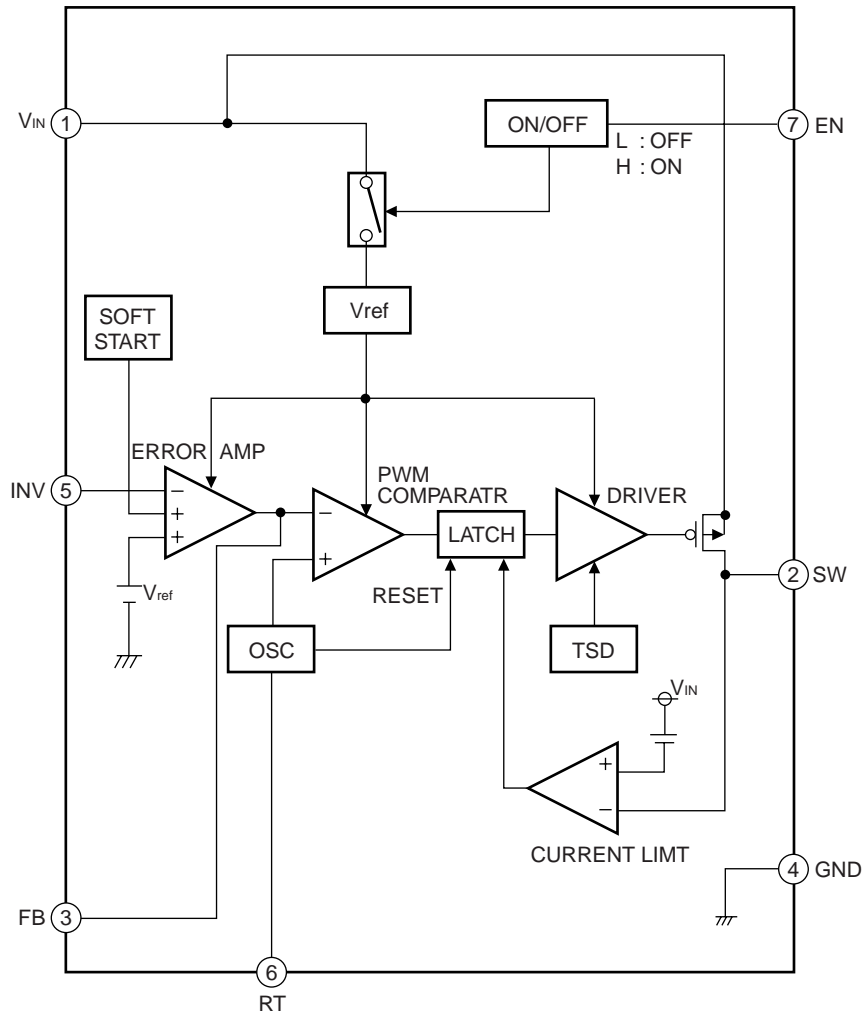


1 : Control
2 : Control
3 : Drain

TO-220-A1 Package

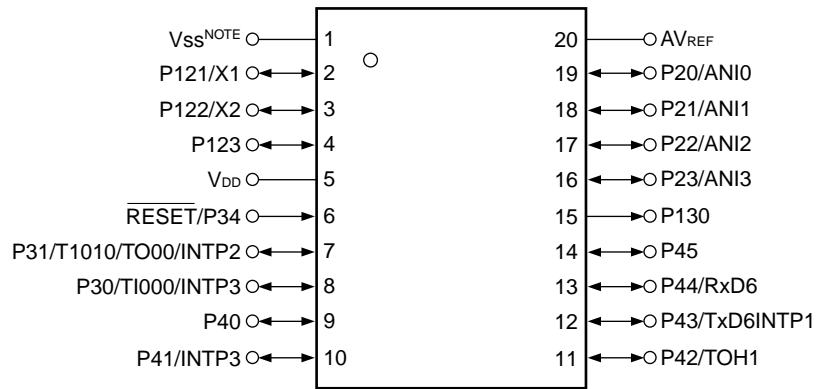


Q706 : BD9778HFP

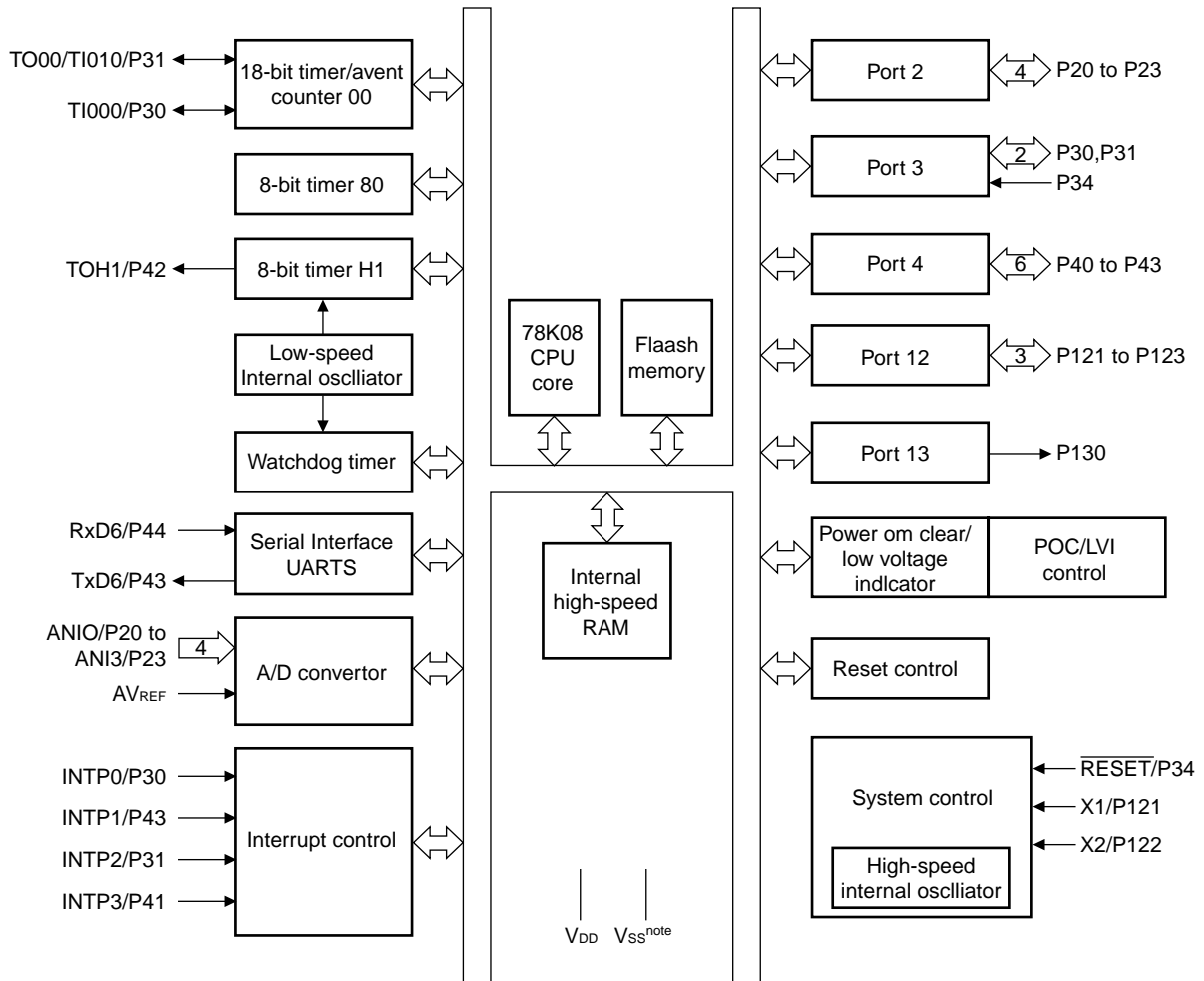


※ Refer to the Technical Note about the details of the application.

Pin No.	Pin Name
1	VIN
2	SW
3	FB
4	GND
5	INV
6	RT
7	EN
FIN	FIN



ANI0 to ANI3:	Analog input	$\overline{\text{RESET}}$:	Reset
AVREF:	Analog reference voltage	RxD6:	Receive data
INTP0 to INTP3:	External interrupt input	TI000, TI010:	Timer input
P20 to P23:	Port 2	TO00, TOH1:	Timer output
P30, P31, P34:	Port 3	TxD6:	Transmit data
P40 to P45:	Port 4	VDD:	Power supply
P121 to P123:	Port 12	Vss:	Ground
P130:	Port 13	X1, X2:	Crystal oscillator (X1 input clock)



(1) Port functions

Pin Name	I/O	Function		After Reset	Alternate-Function Pin
P20 to P23	I/O	Port 2. 4-bit I/O port. Can be set to input or output mode in 1-bit units. An on-chip pull-up resistor can be connected by setting software.		Input	ANI0 to ANI3
P30	I/O	Port 3	Can be set to input or output mode in 1-bit units. An on-chip pull-up resistor can be connected by setting software.	Input	TI000/INTP0
P31					TI010/TO00/ INTP2
P34 ^{Note}	Input		Input only	Input	$\overline{\text{RESET}}$ ^{Note}
P40	I/O	Port 4. 6-bit I/O port. Can be set to input or output mode in 1-bit units. An on-chip pull-up resistor can be connected by setting software.		Input	–
P41					INTP3
P42					TOH1
P43					TxD6/INTP1
P44					RxD6
P45					–
P121 ^{Note}	I/O	Port 12. 3-bit I/O port. Can be set to input or output mode in 1-bit units. An on-chip pull-up resistor can be connected only to P123 by setting software.		Input	X1 ^{Note}
P122 ^{Note}					X2 ^{Note}
P123					–
P130	Output	Port 13. 1-bit output-only port		Output	–

Caution The P121/X1 and P122/X2 pins are pulled down during reset.

(2) Non-port functions

Pin Name	I/O	Function	After Reset	Alternate-Function Pin
INTP0	Input	External interrupt input for which the valid edge (rising edge, falling edge, or both rising and falling edges) can be specified	Input	P30/TI000
INTP1				P43/TxD6
INTP2				P31/TI010/TO00
INTP3				P41
RxD6	Input	Serial data input for asynchronous serial interface	Input	P44
TxD6	Output	Serial data output for asynchronous serial interface	Input	P43/INTP1
TI000	Input	External count clock input to 16-bit timer/event counter 00. Capture trigger input to capture registers (CR000 and CR010) of 16-bit timer/event counter 00	Input	P30/INTP0
TI010		Capture trigger input to capture register (CR000) of 16-bit timer/event counter 00		P31/TO00/INTP2
TO00	Output	16-bit timer/event counter 00 output	Input	P31/TI010/INTP2
TOH1	Output	8-bit timer H1 output	Input	P42
ANI0 to ANI3	Input	Analog input of A/D converter	Input	P20 to P23
AV _{REF}	–	Reference voltage of A/D converter	–	–
RESET ^{Note}	Input	System reset input	–	P34 ^{Note}
X1 ^{Note}	Input	Connection of crystal/ceramic resonator for system clock oscillation. External clock input	–	P121 ^{Note}
X2 ^{Note}	–	Connection of crystal/ceramic resonator for system clock oscillation.	–	P122 ^{Note}
V _{DD}	–	Positive power supply	–	–
V _{SS}	–	Ground potential	–	–

Caution The P121/X1 and P122/X2 pins are pulled down during reset.

PWB NAME	POS. NO.	VERS. COLOR	PART NO. (FOR EUR)	PART NO. (MZ)	PART NAME	DESCRIPTION
					MAIN PWB P101 (00MWI39BS101-)	
P101	C100		nsp	00MDK98104200	CER. CAP.	GRM39F104Z16 0.1UF
P101	C101		nsp	00MDK96103300	CER. CAP.	0.01UF +-10% 50V C1608JB1H103K
P101	C102		00MEY10701020	00MEY10701020	ELECT CAP.	100UF/ 10V
P101	C104		nsp	00MDK98104200	CER. CAP.	GRM39F104Z16 0.1UF
P101	C105		nsp	00MDK98104200	CER. CAP.	GRM39F104Z16 0.1UF
P101	C106		00MEY10701020	00MEY10701020	ELECT CAP.	100UF/ 10V
P101	C107		nsp	00MDK98104200	CER. CAP.	GRM39F104Z16 0.1UF
P101	C108		nsp	00MDK98104200	CER. CAP.	GRM39F104Z16 0.1UF
P101	C109		00MEY10601620	00MEY10601620	ELECT CAP.	10UF/ 16V
P101	C110		nsp	00MDK98104200	CER. CAP.	GRM39F104Z16 0.1UF
P101	C111		nsp	00MDK98104200	CER. CAP.	GRM39F104Z16 0.1UF
P101	C112		00MEY10701020	00MEY10701020	ELECT CAP.	100UF/ 10V
P101	C113		nsp	00MDK98104200	CER. CAP.	GRM39F104Z16 0.1UF
P101	C114		nsp	00MDK98104200	CER. CAP.	GRM39F104Z16 0.1UF
P101	C115		00MEY10701020	00MEY10701020	ELECT CAP.	100UF/ 10V
P101	C116		nsp	00MDK98104200	CER. CAP.	GRM39F104Z16 0.1UF
P101	C117		nsp	00MDK98104200	CER. CAP.	GRM39F104Z16 0.1UF
P101	C118		00MEY10701020	00MEY10701020	ELECT CAP.	100UF/ 10V
P101	C119		00MEY10701020	00MEY10701020	ELECT CAP.	100UF/ 10V
P101	C121		00MEY10601620	00MEY10601620	ELECT CAP.	10UF/ 16V
P101	C122		nsp	00MDD95470300	CER. CAP.	47 PF +- 5 % CG 50V GR39
P101	C123		nsp	00MDD95470300	CER. CAP.	47 PF +- 5 % CG 50V GR39
P101	C124		00MEY10601620	00MEY10601620	ELECT CAP.	10UF/ 16V
P101	C125		00MEY10601620	00MEY10601620	ELECT CAP.	10UF/ 16V
P101	C126		nsp	00MDD95470300	CER. CAP.	47 PF +- 5 % CG 50V GR39
P101	C127		nsp	00MDD95470300	CER. CAP.	47 PF +- 5 % CG 50V GR39
P101	C128		00MEY10601620	00MEY10601620	ELECT CAP.	10UF/ 16V
P101	C129		00MEY10601620	00MEY10601620	ELECT CAP.	10UF/ 16V
P101	C130		00MEY10601620	00MEY10601620	ELECT CAP.	10UF/ 16V
P101	C131		00MEY10701020	00MEY10701020	ELECT CAP.	100UF/ 10V
P101	C132		nsp	00MDK98104200	CER. CAP.	GRM39F104Z16 0.1UF
P101	C133		00MEY10701020	00MEY10701020	ELECT CAP.	100UF/ 10V
P101	C134		nsp	00MDK98104200	CER. CAP.	GRM39F104Z16 0.1UF
P101	C135		00MEY10701020	00MEY10701020	ELECT CAP.	100UF/ 10V
P101	C136		nsp	00MDK96103300	CER. CAP.	0.01UF +-10% 50V C1608JB1H103K
P101	C137		nsp	00MDK96103300	CER. CAP.	0.01UF +-10% 50V C1608JB1H103K
P101	C139		nsp	00MDK98104200	CER. CAP.	GRM39F104Z16 0.1UF
P101	C140		nsp	00MDK98104200	CER. CAP.	GRM39F104Z16 0.1UF
P101	C142		nsp	00MDK98105200	CER. CAP.	1UF 10V F
P101	C143		nsp	00MDK98104200	CER. CAP.	GRM39F104Z16 0.1UF
P101	C144		00MEY22505020	00MEY22505020	ELECT CAP.	2.2UF/ 50V
P101	C145		nsp	00MDK98104200	CER. CAP.	GRM39F104Z16 0.1UF
P101	C146		00MEY10701020	00MEY10701020	ELECT CAP.	100UF/ 10V
P101	C147		nsp	00MDK98104200	CER. CAP.	GRM39F104Z16 0.1UF
P101	C148		nsp	00MDK96103300	CER. CAP.	0.01UF +-10% 50V C1608JB1H103K
P101	C149		00MEY10701020	00MEY10701020	ELECT CAP.	100UF/ 10V
P101	C150		nsp	00MDK96103300	CER. CAP.	0.01UF +-10% 50V C1608JB1H103K
P101	C151		nsp	00MDK98104200	CER. CAP.	GRM39F104Z16 0.1UF
P101	C152		nsp	00MDK96472300	CER. CAP.	4700 PF +- 10 % B 50V GR39
P101	C153		nsp	00MDK98104200	CER. CAP.	GRM39F104Z16 0.1UF
P101	C154		nsp	00MDK98105200	CER. CAP.	1UF 10V F
P101	C155		00MEY10505020	00MEY10505020	ELECT CAP.	1UF/ 50V
P101	C156		nsp	00MDK98224200	CER. CAP.	GRM39F224Z16 0.22UF
P101	C157		nsp	00MDK98224200	CER. CAP.	GRM39F224Z16 0.22UF
P101	C158		nsp	00MDD95150300	CER. CAP.	15 PF +- 5 % CG 50V GR39
P101	C159		nsp	00MDD95150300	CER. CAP.	15 PF +- 5 % CG 50V GR39
P101	C161		nsp	00MDK96103300	CER. CAP.	0.01UF +-10% 50V C1608JB1H103K
P101	C162		nsp	00MDK98104200	CER. CAP.	GRM39F104Z16 0.1UF

NOTE : "nsp" PART IS LISTED FOR REFERENCE ONLY, MARANTZ WILL NOT SUPPLY THESE PARTS.

PWB NAME	POS. NO.	VERS. COLOR	PART NO. (FOR EUR)	PART NO. (MZ)	PART NAME	DESCRIPTION
P101	C163		nsp	00MDK98105200	CER. CAP.	1UF 10V F
P101	C164		nsp	00MDK98105200	CER. CAP.	1UF 10V F
P101	C165		nsp	00MDK98104200	CER. CAP.	GRM39F104Z16 0.1UF
P101	C166		nsp	00MDK98104200	CER. CAP.	GRM39F104Z16 0.1UF
P101	C167		nsp	00MDK98105200	CER. CAP.	1UF 10V F
P101	C168		nsp	00MDK98105200	CER. CAP.	1UF 10V F
P101	C169		nsp	00MDK98105200	CER. CAP.	1UF 10V F
P101	C170		nsp	00MDK98105200	CER. CAP.	1UF 10V F
P101	C171		nsp	00MDK98104200	CER. CAP.	GRM39F104Z16 0.1UF
P101	C172		nsp	00MDK98104200	CER. CAP.	GRM39F104Z16 0.1UF
P101	C175		nsp	00MDK98104200	CER. CAP.	GRM39F104Z16 0.1UF
P101	C176		nsp	00MDK96103300	CER. CAP.	0.01UF +-10% 50V C1608JB1H103K
P101	C177		nsp	00MDK96103300	CER. CAP.	0.01UF +-10% 50V C1608JB1H103K
P101	C178		nsp	00MDK98105200	CER. CAP.	1UF 10V F
P101	C179		nsp	00MDK98104200	CER. CAP.	GRM39F104Z16 0.1UF
P101	C180		nsp	00MDK96103300	CER. CAP.	0.01UF +-10% 50V C1608JB1H103K
P101	C181		nsp	00MDK96103300	CER. CAP.	0.01UF +-10% 50V C1608JB1H103K
P101	C182		nsp	00MDK96103300	CER. CAP.	0.01UF +-10% 50V C1608JB1H103K
P101	C183		nsp	00MDK98105200	CER. CAP.	1UF 10V F
P101	C184		nsp	00MDK98104200	CER. CAP.	GRM39F104Z16 0.1UF
P101	C185		nsp	00MDK96103300	CER. CAP.	0.01UF +-10% 50V C1608JB1H103K
P101	C186		nsp	00MDK96103300	CER. CAP.	0.01UF +-10% 50V C1608JB1H103K
P101	C187		nsp	00MDK96103300	CER. CAP.	0.01UF +-10% 50V C1608JB1H103K
P101	C188		nsp	00MDK96103300	CER. CAP.	0.01UF +-10% 50V C1608JB1H103K
P101	C189		nsp	00MDK98105200	CER. CAP.	1UF 10V F
P101	C190		nsp	00MDK96103300	CER. CAP.	0.01UF +-10% 50V C1608JB1H103K
P101	C191		nsp	00MDK98104200	CER. CAP.	GRM39F104Z16 0.1UF
P101	C192		nsp	00MDD95150300	CER. CAP.	15 PF +- 5 % CG 50V GR39
P101	C193		nsp	00MDD95150300	CER. CAP.	15 PF +- 5 % CG 50V GR39
P101	C194		nsp	00MDK96103300	CER. CAP.	0.01UF +-10% 50V C1608JB1H103K
P101	C206		nsp	00MDK96103300	CER. CAP.	0.01UF +-10% 50V C1608JB1H103K
P101	C207		nsp	00MDK96103300	CER. CAP.	0.01UF +-10% 50V C1608JB1H103K
P101	C208		nsp	00MDK96103300	CER. CAP.	0.01UF +-10% 50V C1608JB1H103K
P101	C209		nsp	00MDK96103300	CER. CAP.	0.01UF +-10% 50V C1608JB1H103K
P101	C210		nsp	00MDK98104200	CER. CAP.	GRM39F104Z16 0.1UF
P101	C211		nsp	00MDK96103300	CER. CAP.	0.01UF +-10% 50V C1608JB1H103K
P101	C212		nsp	00MDK96103300	CER. CAP.	0.01UF +-10% 50V C1608JB1H103K
P101	C213		nsp	00MDK98104200	CER. CAP.	GRM39F104Z16 0.1UF
P101	C214		nsp	00MDK98105200	CER. CAP.	1UF 10V F
P101	C215		nsp	00MDK98104200	CER. CAP.	GRM39F104Z16 0.1UF
P101	C216		nsp	00MDK96103300	CER. CAP.	0.01UF +-10% 50V C1608JB1H103K
P101	C217		nsp	00MDK96103300	CER. CAP.	0.01UF +-10% 50V C1608JB1H103K
P101	C218		nsp	00MDK96103300	CER. CAP.	0.01UF +-10% 50V C1608JB1H103K
P101	C219		nsp	00MDD95220300	CER. CAP.	22 PF +- 5 % CG 50V GR39
P101	C220		nsp	00MDD95220300	CER. CAP.	22 PF +- 5 % CG 50V GR39
P101	C221		nsp	00MDK98104200	CER. CAP.	GRM39F104Z16 0.1UF
P101	C222		nsp	00MDD95220300	CER. CAP.	22 PF +- 5 % CG 50V GR39
P101	C225		nsp	00MDD95220300	CER. CAP.	22 PF +- 5 % CG 50V GR39
P101	C226		nsp	00MDD95220300	CER. CAP.	22 PF +- 5 % CG 50V GR39
P101	C227		nsp	00MDD95220300	CER. CAP.	22 PF +- 5 % CG 50V GR39
P101	C228		00MEY10701020	00MEY10701020	ELECT CAP.	100UF/ 10V
P101	C230		00MEY10505020	00MEY10505020	ELECT CAP.	1UF/ 50V
P101	C232		00MEY10505020	00MEY10505020	ELECT CAP.	1UF/ 50V
P101	C233		nsp	00MDK96103300	CER. CAP.	0.01UF +-10% 50V C1608JB1H103K
P101	C234		nsp	00MDK96103300	CER. CAP.	0.01UF +-10% 50V C1608JB1H103K
P101	C235		nsp	00MDD95560300	CER. CAP.	56PF (GR39)
P101	C236		nsp	00MDD95560300	CER. CAP.	56PF (GR39)
P101	C237		nsp	00MDD95560300	CER. CAP.	56PF (GR39)
P101	C238		nsp	00MDD95560300	CER. CAP.	56PF (GR39)

NOTE : *nsp* PART IS LISTED FOR REFERENCE ONLY, MARANTZ WILL NOT SUPPLY THESE PARTS.

PWB NAME	POS. NO.	VERS. COLOR	PART NO. (FOR EUR)	PART NO. (MZ)	PART NAME	DESCRIPTION
P101	C239		nsp	00MDD95560300	CER. CAP.	56PF (GR39)
P101	C240		nsp	00MDD95560300	CER. CAP.	56PF (GR39)
P101	C241		nsp	00MDD95560300	CER. CAP.	56PF (GR39)
P101	C242		nsp	00MDD95560300	CER. CAP.	56PF (GR39)
P101	C243		nsp	00MDK96103300	CER. CAP.	0.01UF +-10% 50V C1608JB1H103K
P101	C245		nsp	00MDK96103300	CER. CAP.	0.01UF +-10% 50V C1608JB1H103K
P101	C246		nsp	00MDK96103300	CER. CAP.	0.01UF +-10% 50V C1608JB1H103K
P101	C247		nsp	00MDK96103300	CER. CAP.	0.01UF +-10% 50V C1608JB1H103K
P101	C248		nsp	00MDK96103300	CER. CAP.	0.01UF +-10% 50V C1608JB1H103K
P101	C249		nsp	00MDK96103300	CER. CAP.	0.01UF +-10% 50V C1608JB1H103K
P101	C250		nsp	00MDK96103300	CER. CAP.	0.01UF +-10% 50V C1608JB1H103K
P101	C251		nsp	00MDK98105200	CER. CAP.	1UF 10V F
P101	C252		nsp	00MDK98105200	CER. CAP.	1UF 10V F
P101	C253		nsp	00MDK98105200	CER. CAP.	1UF 10V F
P101	C254		00MEY10701020	00MEY10701020	ELECT CAP.	100UF/ 10V
P101	C255		nsp	00MDK98104200	CER. CAP.	GRM39F104Z16 0.1UF
P101	C256		nsp	00MDK98104200	CER. CAP.	GRM39F104Z16 0.1UF
P101	C257		nsp	00MDK98104200	CER. CAP.	GRM39F104Z16 0.1UF
P101	C258		nsp	00MDK98104200	CER. CAP.	GRM39F104Z16 0.1UF
P101	C259		nsp	00MDK98104200	CER. CAP.	GRM39F104Z16 0.1UF
P101	C260		nsp	00MDK98104200	CER. CAP.	GRM39F104Z16 0.1UF
P101	C261		nsp	00MDK98104200	CER. CAP.	GRM39F104Z16 0.1UF
P101	C262		nsp	00MDK98104200	CER. CAP.	GRM39F104Z16 0.1UF
P101	C263		nsp	00MDK98104200	CER. CAP.	GRM39F104Z16 0.1UF
P101	C264		nsp	00MDK98104200	CER. CAP.	GRM39F104Z16 0.1UF
P101	C265		nsp	00MDK98104200	CER. CAP.	GRM39F104Z16 0.1UF
P101	C270		00MEY10701020	00MEY10701020	ELECT CAP.	100UF/ 10V
P101	C271		nsp	00MDK96103300	CER. CAP.	0.01UF +-10% 50V C1608JB1H103K
P101	C272		nsp	00MDK98104200	CER. CAP.	GRM39F104Z16 0.1UF
P101	C273		nsp	00MDK96103300	CER. CAP.	0.01UF +-10% 50V C1608JB1H103K
P101	C274		nsp	00MDK98104200	CER. CAP.	GRM39F104Z16 0.1UF
P101	C275		nsp	00MDK98104200	CER. CAP.	GRM39F104Z16 0.1UF
P101	C276		nsp	00MDK98104200	CER. CAP.	GRM39F104Z16 0.1UF
P101	C277		nsp	00MDK98104200	CER. CAP.	GRM39F104Z16 0.1UF
P101	C278		nsp	00MDK96103300	CER. CAP.	0.01UF +-10% 50V C1608JB1H103K
P101	C279		nsp	00MDK98104200	CER. CAP.	GRM39F104Z16 0.1UF
P101	C280		nsp	00MDK98104200	CER. CAP.	GRM39F104Z16 0.1UF
P101	C281		00MEY10601620	00MEY10601620	ELECT CAP.	10UF/ 16V
P101	C282		00MEY10601620	00MEY10601620	ELECT CAP.	10UF/ 16V
P101	C283		00MEY10701020	00MEY10701020	ELECT CAP.	100UF/ 10V
P101	C284		00MEY10601620	00MEY10601620	ELECT CAP.	10UF/ 16V
P101	C285		00MEY10601620	00MEY10601620	ELECT CAP.	10UF/ 16V
P101	C286		00MEY10701020	00MEY10701020	ELECT CAP.	100UF/ 10V
P101	C291		00MEY10701020	00MEY10701020	ELECT CAP.	100UF/ 10V
P101	C296		nsp	00MDK96474200	CER. CAP.	0.47UF/10V B(BJ) +-10%
P101	C297		nsp	00MDK98104200	CER. CAP.	GRM39F104Z16 0.1UF
P101	C298		nsp	00MDK98104200	CER. CAP.	GRM39F104Z16 0.1UF
P101	C299		nsp	00MDK98105200	CER. CAP.	1UF 10V F
P101	C300		nsp	00MDK98224200	CER. CAP.	GRM39F224Z16 0.22UF
P101	C301		nsp	00MDK98104200	CER. CAP.	GRM39F104Z16 0.1UF
P101	D107		00D2760683943	00D2760683943	DIODE	UDZS3.6B-TE17
P101	D110		00MHZ20002020	00MHZ20002020	CHIP DIODE	MA151WA-(TX)
P101	D111		00MHZ30014060	00MHZ30014060	CHIP DIODE	NNCD4.3C ESD NOISE CLIPPING DIODES
P101	D112		00MHZ30014060	00MHZ30014060	CHIP DIODE	NNCD4.3C ESD NOISE CLIPPING DIODES
P101	D114		00MHZ20002210	00MHZ20002210	CHIP DIODE	DAN202K
P101	D115		00MHZ30014060	00MHZ30014060	CHIP DIODE	NNCD4.3C ESD NOISE CLIPPING DIODES
P101	D116		00MHZ30014060	00MHZ30014060	CHIP DIODE	NNCD4.3C ESD NOISE CLIPPING DIODES
P101	D117		00MHZ30012060	00MHZ30012060	CHIP DIODE	NSAD500F SURGE ABSORBER
P101	D118		00MHZ30012060	00MHZ30012060	CHIP DIODE	NSAD500F SURGE ABSORBER

NOTE : *nsp* PART IS LISTED FOR REFERENCE ONLY, MARANTZ WILL NOT SUPPLY THESE PARTS.

PWB NAME	POS. NO.	VERS. COLOR	PART NO. (FOR EUR)	PART NO. (MZ)	PART NAME	DESCRIPTION
P101	D119		00MHZ30012060	00MHZ30012060	CHIP DIODE	NSAD500F SURGE ABSORBER
P101	D124		00MHZ30014060	00MHZ30014060	CHIP DIODE	NNCD4.3C ESD NOISE CLIPPING DIODES
P101	D125		00MHZ30014060	00MHZ30014060	CHIP DIODE	NNCD4.3C ESD NOISE CLIPPING DIODES
P101	D126		00MHZ30014060	00MHZ30014060	CHIP DIODE	NNCD4.3C ESD NOISE CLIPPING DIODES
P101	D130		00MHZ20002210	00MHZ20002210	CHIP DIODE	DAN202K
P101	J106		00D2051295008	00D2051295008	TERMINAL	USB(B)CONNECTOR
P101	J108		00MYJ07061450	00MYJ07061450	JACK	52559-2270
P101	J109		00MYJ90014620	00MYJ90014620	JACK	SCFB1A0600(HEADER)
P101	J111		00MYP06015160	00MYP06015160	PLUG	B6B-ZR-SM4-TF(LF)(SN)
P101	J112		00MYJ14000080	00MYJ14000080	BATTERY CASE	20H-1T (CR2032 HOLDER)
P101	J114		00MYJ90014670	00MYJ90014670	JACK	SCFB3A0400(EJECTOR)
P101	L100		00MFC90020110	00MFC90020110	FERRITE CORE	BLM11B601S CHIP FERRITE
P101	L101		00MFC90020110	00MFC90020110	FERRITE CORE	BLM11B601S CHIP FERRITE
P101	L102		00MFC90020110	00MFC90020110	FERRITE CORE	BLM11B601S CHIP FERRITE
P101	L103		00MFC90020110	00MFC90020110	FERRITE CORE	BLM11B601S CHIP FERRITE
P101	L104		00MFC90020110	00MFC90020110	FERRITE CORE	BLM11B601S CHIP FERRITE
P101	L105		00MFC90020110	00MFC90020110	FERRITE CORE	BLM11B601S CHIP FERRITE
P101	L106		00MFC90020110	00MFC90020110	FERRITE CORE	BLM11B601S CHIP FERRITE
P101	L107		00MFC90020110	00MFC90020110	FERRITE CORE	BLM11B601S CHIP FERRITE
P101	L108		00MFC90020110	00MFC90020110	FERRITE CORE	BLM11B601S CHIP FERRITE
P101	L109		00MFC90020110	00MFC90020110	FERRITE CORE	BLM11B601S CHIP FERRITE
P101	L110		00MFC90020110	00MFC90020110	FERRITE CORE	BLM11B601S CHIP FERRITE
P101	L111		00MFC90020110	00MFC90020110	FERRITE CORE	BLM11B601S CHIP FERRITE
P101	L112		00MFC90020110	00MFC90020110	FERRITE CORE	BLM11B601S CHIP FERRITE
P101	L113		00MFC90020110	00MFC90020110	FERRITE CORE	BLM11B601S CHIP FERRITE
P101	L114		00MFC90020110	00MFC90020110	FERRITE CORE	BLM11B601S CHIP FERRITE
P101	L115		00MFC90020110	00MFC90020110	FERRITE CORE	BLM11B601S CHIP FERRITE
P101	L118		00MFC90020110	00MFC90020110	FERRITE CORE	BLM11B601S CHIP FERRITE
P101	L121		nsp	00MNN05000610	CHIP RES.	0 OHM +- 5% 1/16W
P101	L124		00MFC90020110	00MFC90020110	FERRITE CORE	BLM11B601S CHIP FERRITE
P101	L125		00MFC90020110	00MFC90020110	FERRITE CORE	BLM11B601S CHIP FERRITE
P101	L126		00MFC90020110	00MFC90020110	FERRITE CORE	BLM11B601S CHIP FERRITE
P101	L127		00MFC90020110	00MFC90020110	FERRITE CORE	BLM11B601S CHIP FERRITE
P101	L128		00MFC90020110	00MFC90020110	FERRITE CORE	BLM11B601S CHIP FERRITE
P101	L129		00MFC90020110	00MFC90020110	FERRITE CORE	BLM11B601S CHIP FERRITE
P101	L130		00MFC90020110	00MFC90020110	FERRITE CORE	BLM11B601S CHIP FERRITE
P101	L131		00MFC90020110	00MFC90020110	FERRITE CORE	BLM11B601S CHIP FERRITE
P101	L132		00MFC90020110	00MFC90020110	FERRITE CORE	BLM11B601S CHIP FERRITE
P101	L133		00MFC90020110	00MFC90020110	FERRITE CORE	BLM11B601S CHIP FERRITE
P101	L134		00MFC90020110	00MFC90020110	FERRITE CORE	BLM11B601S CHIP FERRITE
P101	L135		00MFC90020110	00MFC90020110	FERRITE CORE	BLM11B601S CHIP FERRITE
P101	L136		00MFN21020040	00MFN21020040	EMI FILTER	DLP11SN161SL2
P101	L137		00MFC90020110	00MFC90020110	FERRITE CORE	BLM11B601S CHIP FERRITE
P101	▲Q100		00MHC12252090	00MHC12252090	IC	! NJM2387DL2
P101	▲Q101		00MHC12252090	00MHC12252090	IC	! NJM2387DL2
P101	▲Q102		00MHC12252090	00MHC12252090	IC	! NJM2387DL2
P101	▲Q103		00MHC12252090	00MHC12252090	IC	! NJM2387DL2
P101	▲Q104		00MHC96A25090	00MHC96A25090	IC	! NJM2865F3-25
P101	Q107		00MHC10102090	00MHC10102090	IC	NJM2068M-TE1
P101	Q108		00MHC10179020	00MHC10179020	IC	MN1382S-H(TX)
P101	Q109		00MHC10475050	00MHC10475050	IC	TC74LCX08FT
P101	Q110		00MHC010905K0	00MHC010905K0	IC	TC74LCX125FT(EL.K)
P101	Q112		00MBA20035210	00MBA20035210	TRS.	DTC114EU
P101	Q113		00MBA20035210	00MBA20035210	TRS.	DTC114EU
P101	Q115		00MBA20035210	00MBA20035210	TRS.	DTC114EU
P101	Q116		00D2623469000	00D2623469000	IC	UPD444012AGY-B55X
P101	Q117		00MHC1005532F	00MHC1005532F	U-PRO	LH28F800BJE(PMD560)
P101	Q118		00D2623114902	00D2623114902	IC	S-24C01BFJ-TB
P101	Q119		00MHC10144370	00MHC10144370	IC	CDCV304PWR

NOTE : *nsp* PART IS LISTED FOR REFERENCE ONLY, MARANTZ WILL NOT SUPPLY THESE PARTS.

PWB NAME	POS. NO.	VERS. COLOR	PART NO. (FOR EUR)	PART NO. (MZ)	PART NAME	DESCRIPTION
P101	Q120		00D2623468001	00D2623468001	U-PRO	UPD703111AGM-15-UEU
P101	Q121		00MHC12251090	00MHC12251090	IC	NJU6350R
P101	Q122		00MJX48001390	00MJX48001390	X'TAL	SG-8002JF SC F=48MHZ
P101	Q123		00D2623466906	00D2623466906	IC	AK4537VN
P101	Q124		00D2623467002	00D2623467002	IC	UPD77115GK-9EU
P101	Q125		00MHC10474050	00MHC10474050	IC	TC74LCX14FT
P101	Q126		nsp	nsp	IC	XCR3256 (BLANK)
P101	Q127		00MBA10026210	00MBA10026210	TRS.	DTA114EU
P101	Q130		00MHC011705K0	00MHC011705K0	IC	TC74LCX00FT(EL.K)
P101	Q131		00MHC712300Z0	00MHC712300Z0	IC	CMOS LOGIC IC 74HC123 (FLAT)
P101	Q132		00MHC011705K0	00MHC011705K0	IC	TC74LCX00FT(EL.K)
P101	Q133		00MBA10026210	00MBA10026210	TRS.	DTA114EU
P101	Q134		00MBA10026210	00MBA10026210	TRS.	DTA114EU
P101	R100		00MNI05000110	00MNI05000110	CHIP RES.	0 OHM +- 5% 1/10W
P101	R101		00MNI05000110	00MNI05000110	CHIP RES.	0 OHM +- 5% 1/10W
P101	R102		00MNI05000110	00MNI05000110	CHIP RES.	0 OHM +- 5% 1/10W
P101	R105		nsp	00MNN05103610	CHIP RES.	10K OHM +- 5% 1/16W
P101	R106		nsp	00MNN05102610	CHIP RES.	1K OHM +- 5% 1/16W
P101	R107		nsp	00MNN05102610	CHIP RES.	1K OHM +- 5% 1/16W
P101	R108		nsp	00MNN05104610	CHIP RES.	100K OHM +- 5% 1/16W
P101	R109		00MNI05000110	00MNI05000110	CHIP RES.	0 OHM +- 5% 1/10W
P101	R111		nsp	00MNN05000610	CHIP RES.	0 OHM +- 5% 1/16W
P101	R114		nsp	00MNN05103610	CHIP RES.	10K OHM +- 5% 1/16W
P101	R115		nsp	00MNN05000610	CHIP RES.	0 OHM +- 5% 1/16W
P101	R117		nsp	00MNN05102610	CHIP RES.	1K OHM +- 5% 1/16W
P101	R118		nsp	00MNN05102610	CHIP RES.	1K OHM +- 5% 1/16W
P101	R119		nsp	00MNN05104610	CHIP RES.	100K OHM +- 5% 1/16W
P101	R120		00MNI05000110	00MNI05000110	CHIP RES.	0 OHM +- 5% 1/10W
P101	R122		nsp	00MNN05103610	CHIP RES.	10K OHM +- 5% 1/16W
P101	R123		nsp	00MNN05101610	CHIP RES.	100 OHM +- 5% 1/16W
P101	R124		nsp	00MNN05102610	CHIP RES.	1K OHM +- 5% 1/16W
P101	R125		nsp	00MNN05104610	CHIP RES.	100K OHM +- 5% 1/16W
P101	R126		00MNI05000110	00MNI05000110	CHIP RES.	0 OHM +- 5% 1/10W
P101	R129		nsp	00MNN05103610	CHIP RES.	10K OHM +- 5% 1/16W
P101	R130		nsp	00MNN05102610	CHIP RES.	1K OHM +- 5% 1/16W
P101	R131		nsp	00MNN05102610	CHIP RES.	1K OHM +- 5% 1/16W
P101	R132		nsp	00MNN05104610	CHIP RES.	100K OHM +- 5% 1/16W
P101	R133		00MNI05000110	00MNI05000110	CHIP RES.	0 OHM +- 5% 1/10W
P101	R135		00MNI05000110	00MNI05000110	CHIP RES.	0 OHM +- 5% 1/10W
P101	R136		nsp	00MNN05103610	CHIP RES.	10K OHM +- 5% 1/16W
P101	R137		nsp	00MNN05473610	CHIP RES.	47K OHM +- 5% 1/16W
P101	R138		nsp	00MNN05104610	CHIP RES.	100K OHM +- 5% 1/16W
P101	R139		nsp	00MNN05223610	CHIP RES.	22K OHM +- 5% 1/16W
P101	R140		nsp	00MNN05473610	CHIP RES.	47K OHM +- 5% 1/16W
P101	R141		nsp	00MNN05000610	CHIP RES.	0 OHM +- 5% 1/16W
P101	R142		nsp	00MNN05101610	CHIP RES.	100 OHM +- 5% 1/16W
P101	R143		nsp	00MNN05104610	CHIP RES.	100K OHM +- 5% 1/16W
P101	R144		nsp	00MNN05104610	CHIP RES.	100K OHM +- 5% 1/16W
P101	R145		nsp	00MNN05223610	CHIP RES.	22K OHM +- 5% 1/16W
P101	R146		nsp	00MNN05473610	CHIP RES.	47K OHM +- 5% 1/16W
P101	R147		nsp	00MNN05000610	CHIP RES.	0 OHM +- 5% 1/16W
P101	R148		nsp	00MNN05101610	CHIP RES.	100 OHM +- 5% 1/16W
P101	R149		nsp	00MNN05104610	CHIP RES.	100K OHM +- 5% 1/16W
P101	R152		nsp	00MNN05104610	CHIP RES.	100K OHM +- 5% 1/16W
P101	R155		nsp	00MNN05104610	CHIP RES.	100K OHM +- 5% 1/16W
P101	R158		nsp	00MNN05000610	CHIP RES.	0 OHM +- 5% 1/16W
P101	R159		nsp	00MNN05103610	CHIP RES.	10K OHM +- 5% 1/16W
P101	R160		nsp	00MNN05102610	CHIP RES.	1K OHM +- 5% 1/16W
P101	R161		nsp	00MNN05473610	CHIP RES.	47K OHM +- 5% 1/16W

NOTE : "nsp" PART IS LISTED FOR REFERENCE ONLY, MARANTZ WILL NOT SUPPLY THESE PARTS.

PWB NAME	POS. NO.	VERS. COLOR	PART NO. (FOR EUR)	PART NO. (MZ)	PART NAME	DESCRIPTION
P101	R162		nsp	00MNN05473610	CHIP RES.	47K OHM +- 5% 1/16W
P101	R163		nsp	00MNN05000610	CHIP RES.	0 OHM +- 5% 1/16W
P101	R165		nsp	00MNN05000610	CHIP RES.	0 OHM +- 5% 1/16W
P101	R166		nsp	00MNN05000610	CHIP RES.	0 OHM +- 5% 1/16W
P101	R167		nsp	00MNN05000610	CHIP RES.	0 OHM +- 5% 1/16W
P101	R168		nsp	00MNN05472610	CHIP RES.	4.7K OHM +- 5% 1/16W
P101	R169		nsp	00MNN05472610	CHIP RES.	4.7K OHM +- 5% 1/16W
P101	R170		nsp	00MNN05472610	CHIP RES.	4.7K OHM +- 5% 1/16W
P101	R171		nsp	00MNN05472610	CHIP RES.	4.7K OHM +- 5% 1/16W
P101	R172		nsp	00MNN05473610	CHIP RES.	47K OHM +- 5% 1/16W
P101	R173		nsp	00MNN05220610	CHIP RES.	22 OHM +- 5% 1/16W
P101	R174		nsp	00MNN05220610	CHIP RES.	22 OHM +- 5% 1/16W
P101	R175		nsp	00MNN05220610	CHIP RES.	22 OHM +- 5% 1/16W
P101	R176		nsp	00MNN05220610	CHIP RES.	22 OHM +- 5% 1/16W
P101	R177		nsp	00MNN05473610	CHIP RES.	47K OHM +- 5% 1/16W
P101	R178		nsp	00MNN05220610	CHIP RES.	22 OHM +- 5% 1/16W
P101	R179		nsp	00MNN05473610	CHIP RES.	47K OHM +- 5% 1/16W
P101	R180		nsp	00MNN05220610	CHIP RES.	22 OHM +- 5% 1/16W
P101	R181		nsp	00MNN05473610	CHIP RES.	47K OHM +- 5% 1/16W
P101	R182		nsp	00MNN05220610	CHIP RES.	22 OHM +- 5% 1/16W
P101	R183		nsp	00MNN05473610	CHIP RES.	47K OHM +- 5% 1/16W
P101	R184		nsp	00MNN05473610	CHIP RES.	47K OHM +- 5% 1/16W
P101	R185		nsp	00MNN05473610	CHIP RES.	47K OHM +- 5% 1/16W
P101	R186		nsp	00MNN05473610	CHIP RES.	47K OHM +- 5% 1/16W
P101	R187		nsp	00MNN05473610	CHIP RES.	47K OHM +- 5% 1/16W
P101	R188		nsp	00MNN05220610	CHIP RES.	22 OHM +- 5% 1/16W
P101	R192		nsp	00MNN05000610	CHIP RES.	0 OHM +- 5% 1/16W
P101	R194		nsp	00MNN05473610	CHIP RES.	47K OHM +- 5% 1/16W
P101	R195		nsp	00MNN05000610	CHIP RES.	0 OHM +- 5% 1/16W
P101	R196		nsp	00MNN05473610	CHIP RES.	47K OHM +- 5% 1/16W
P101	R197		nsp	00MNN05473610	CHIP RES.	47K OHM +- 5% 1/16W
P101	R198		nsp	00MNN05473610	CHIP RES.	47K OHM +- 5% 1/16W
P101	R200		nsp	00MNN05000610	CHIP RES.	0 OHM +- 5% 1/16W
P101	R201		nsp	00MNN05103610	CHIP RES.	10K OHM +- 5% 1/16W
P101	R202		nsp	00MNN05000610	CHIP RES.	0 OHM +- 5% 1/16W
P101	R203		nsp	00MNN05000610	CHIP RES.	0 OHM +- 5% 1/16W
P101	R204		nsp	00MNN05473610	CHIP RES.	47K OHM +- 5% 1/16W
P101	R205		nsp	00MNN05103610	CHIP RES.	10K OHM +- 5% 1/16W
P101	R206		nsp	00MNN05103610	CHIP RES.	10K OHM +- 5% 1/16W
P101	R207		00MNI05103110	00MNI05103110	CHIP RES.	10K OHM +- 5% 1/10W
P101	R208		nsp	00MNN05000610	CHIP RES.	0 OHM +- 5% 1/16W
P101	R209		nsp	00MNN05000610	CHIP RES.	0 OHM +- 5% 1/16W
P101	R210		nsp	00MNN05473610	CHIP RES.	47K OHM +- 5% 1/16W
P101	R211		nsp	00MNN05220610	CHIP RES.	22 OHM +- 5% 1/16W
P101	R212		nsp	00MNN05000610	CHIP RES.	0 OHM +- 5% 1/16W
P101	R213		nsp	00MNN05331610	CHIP RES.	330 OHM +- 5% 1/16W
P101	R214		nsp	00MNN05331610	CHIP RES.	330 OHM +- 5% 1/16W
P101	R215		nsp	00MNN05331610	CHIP RES.	330 OHM +- 5% 1/16W
P101	R216		nsp	00MNN05331610	CHIP RES.	330 OHM +- 5% 1/16W
P101	R217		nsp	00MNN05473610	CHIP RES.	47K OHM +- 5% 1/16W
P101	R218		nsp	00MNN05473610	CHIP RES.	47K OHM +- 5% 1/16W
P101	R219		nsp	00MNN05473610	CHIP RES.	47K OHM +- 5% 1/16W
P101	R220		nsp	00MNN05473610	CHIP RES.	47K OHM +- 5% 1/16W
P101	R221		nsp	00MNN05473610	CHIP RES.	47K OHM +- 5% 1/16W
P101	R222		nsp	00MNN05473610	CHIP RES.	47K OHM +- 5% 1/16W
P101	R223		nsp	00MNN05000610	CHIP RES.	0 OHM +- 5% 1/16W
P101	R224		nsp	00MNN05000610	CHIP RES.	0 OHM +- 5% 1/16W
P101	R225		nsp	00MNN05220610	CHIP RES.	22 OHM +- 5% 1/16W
P101	R226		nsp	00MNN05000610	CHIP RES.	0 OHM +- 5% 1/16W

NOTE : *nsp* PART IS LISTED FOR REFERENCE ONLY, MARANTZ WILL NOT SUPPLY THESE PARTS.

PWB NAME	POS. NO.	VERS. COLOR	PART NO. (FOR EUR)	PART NO. (MZ)	PART NAME	DESCRIPTION
P101	R227		nsp	00MNN05000610	CHIP RES.	0 OHM +- 5% 1/16W
P101	R228		nsp	00MNN05000610	CHIP RES.	0 OHM +- 5% 1/16W
P101	R229		nsp	00MNN05473610	CHIP RES.	47K OHM +- 5% 1/16W
P101	R230		nsp	00MNN05000610	CHIP RES.	0 OHM +- 5% 1/16W
P101	R234		nsp	00MNN05473610	CHIP RES.	47K OHM +- 5% 1/16W
P101	R236		nsp	00MNN05152610	CHIP RES.	1.5K OHM +- 5% 1/16W
P101	R237		nsp	00MNN05220610	CHIP RES.	22 OHM +- 5% 1/16W
P101	R238		nsp	00MNN05220610	CHIP RES.	22 OHM +- 5% 1/16W
P101	R239		nsp	00MNN05102610	CHIP RES.	1K OHM +- 5% 1/16W
P101	R240		nsp	00MNN05102610	CHIP RES.	1K OHM +- 5% 1/16W
P101	R241		nsp	00MNN05472610	CHIP RES.	4.7K OHM +- 5% 1/16W
P101	R242		nsp	00MNN05472610	CHIP RES.	4.7K OHM +- 5% 1/16W
P101	R243		nsp	00MNN05472610	CHIP RES.	4.7K OHM +- 5% 1/16W
P101	R244		nsp	00MNN05102610	CHIP RES.	1K OHM +- 5% 1/16W
P101	R245		nsp	00MNN05472610	CHIP RES.	4.7K OHM +- 5% 1/16W
P101	R246		nsp	00MNN05472610	CHIP RES.	4.7K OHM +- 5% 1/16W
P101	R247		nsp	00MNN05472610	CHIP RES.	4.7K OHM +- 5% 1/16W
P101	R248		nsp	00MNN05472610	CHIP RES.	4.7K OHM +- 5% 1/16W
P101	R249		nsp	00MNN05220610	CHIP RES.	22 OHM +- 5% 1/16W
P101	R252		nsp	00MNN05472610	CHIP RES.	4.7K OHM +- 5% 1/16W
P101	R253		nsp	00MNN05472610	CHIP RES.	4.7K OHM +- 5% 1/16W
P101	R254		nsp	00MNN05101610	CHIP RES.	100 OHM +- 5% 1/16W
P101	R255		nsp	00MNN05101610	CHIP RES.	100 OHM +- 5% 1/16W
P101	R256		nsp	00MNN05101610	CHIP RES.	100 OHM +- 5% 1/16W
P101	R257		nsp	00MNN05101610	CHIP RES.	100 OHM +- 5% 1/16W
P101	R258		nsp	00MNN05331610	CHIP RES.	330 OHM +- 5% 1/16W
P101	R259		nsp	00MNN05102610	CHIP RES.	1K OHM +- 5% 1/16W
P101	R260		nsp	00MNN05102610	CHIP RES.	1K OHM +- 5% 1/16W
P101	R262		nsp	00MNN05000610	CHIP RES.	0 OHM +- 5% 1/16W
P101	R263		nsp	00MNN05000610	CHIP RES.	0 OHM +- 5% 1/16W
P101	R264		nsp	00MNN05000610	CHIP RES.	0 OHM +- 5% 1/16W
P101	R267		nsp	00MNN05000610	CHIP RES.	0 OHM +- 5% 1/16W
P101	R268		nsp	00MNN05000610	CHIP RES.	0 OHM +- 5% 1/16W
P101	R269		nsp	00MNN05331610	CHIP RES.	330 OHM +- 5% 1/16W
P101	R270		nsp	00MNN05102610	CHIP RES.	1K OHM +- 5% 1/16W
P101	R271		nsp	00MNN05331610	CHIP RES.	330 OHM +- 5% 1/16W
P101	R272		nsp	00MNN05331610	CHIP RES.	330 OHM +- 5% 1/16W
P101	R273		nsp	00MNN05473610	CHIP RES.	47K OHM +- 5% 1/16W
P101	R274		nsp	00MNN05000610	CHIP RES.	0 OHM +- 5% 1/16W
P101	R275		nsp	00MNN05000610	CHIP RES.	0 OHM +- 5% 1/16W
P101	R276		nsp	00MNN05473610	CHIP RES.	47K OHM +- 5% 1/16W
P101	R277		nsp	00MNN05473610	CHIP RES.	47K OHM +- 5% 1/16W
P101	R278		nsp	00MNN05331610	CHIP RES.	330 OHM +- 5% 1/16W
P101	R279		nsp	00MNN05331610	CHIP RES.	330 OHM +- 5% 1/16W
P101	R280		nsp	00MNN05331610	CHIP RES.	330 OHM +- 5% 1/16W
P101	R281		nsp	00MNN05331610	CHIP RES.	330 OHM +- 5% 1/16W
P101	R282		nsp	00MNN05473610	CHIP RES.	47K OHM +- 5% 1/16W
P101	R283		nsp	00MNN05473610	CHIP RES.	47K OHM +- 5% 1/16W
P101	R284		nsp	00MNN05473610	CHIP RES.	47K OHM +- 5% 1/16W
P101	R285		nsp	00MNN05473610	CHIP RES.	47K OHM +- 5% 1/16W
P101	R286		nsp	00MNN05331610	CHIP RES.	330 OHM +- 5% 1/16W
P101	R287		nsp	00MNN05331610	CHIP RES.	330 OHM +- 5% 1/16W
P101	R288		nsp	00MNN05331610	CHIP RES.	330 OHM +- 5% 1/16W
P101	R289		nsp	00MNN05331610	CHIP RES.	330 OHM +- 5% 1/16W
P101	R290		nsp	00MNN05331610	CHIP RES.	330 OHM +- 5% 1/16W
P101	R291		nsp	00MNN05331610	CHIP RES.	330 OHM +- 5% 1/16W
P101	R292		nsp	00MNN05331610	CHIP RES.	330 OHM +- 5% 1/16W
P101	R293		nsp	00MNN05331610	CHIP RES.	330 OHM +- 5% 1/16W
P101	R294		nsp	00MNN05331610	CHIP RES.	330 OHM +- 5% 1/16W

NOTE : *nsp* PART IS LISTED FOR REFERENCE ONLY, MARANTZ WILL NOT SUPPLY THESE PARTS.

PWB NAME	POS. NO.	VERS. COLOR	PART NO. (FOR EUR)	PART NO. (MZ)	PART NAME	DESCRIPTION
P101	R295		nsp	00MNN05331610	CHIP RES.	330 OHM +- 5% 1/16W
P101	R296		nsp	00MNN05331610	CHIP RES.	330 OHM +- 5% 1/16W
P101	R297		nsp	00MNN05331610	CHIP RES.	330 OHM +- 5% 1/16W
P101	R298		nsp	00MNN05331610	CHIP RES.	330 OHM +- 5% 1/16W
P101	R299		nsp	00MNN05331610	CHIP RES.	330 OHM +- 5% 1/16W
P101	R300		nsp	00MNN05331610	CHIP RES.	330 OHM +- 5% 1/16W
P101	R301		nsp	00MNN05331610	CHIP RES.	330 OHM +- 5% 1/16W
P101	R302		nsp	00MNN05331610	CHIP RES.	330 OHM +- 5% 1/16W
P101	R303		nsp	00MNN05331610	CHIP RES.	330 OHM +- 5% 1/16W
P101	R304		nsp	00MNN05331610	CHIP RES.	330 OHM +- 5% 1/16W
P101	R305		nsp	00MNN05331610	CHIP RES.	330 OHM +- 5% 1/16W
P101	R306		nsp	00MNN05473610	CHIP RES.	47K OHM +- 5% 1/16W
P101	R307		nsp	00MNN05473610	CHIP RES.	47K OHM +- 5% 1/16W
P101	R308		nsp	00MNN05472610	CHIP RES.	4.7K OHM +- 5% 1/16W
P101	R309		nsp	00MNN05331610	CHIP RES.	330 OHM +- 5% 1/16W
P101	R310		nsp	00MNN05331610	CHIP RES.	330 OHM +- 5% 1/16W
P101	R311		nsp	00MNN05331610	CHIP RES.	330 OHM +- 5% 1/16W
P101	R312		nsp	00MNN05331610	CHIP RES.	330 OHM +- 5% 1/16W
P101	R313		nsp	00MNN05000610	CHIP RES.	0 OHM +- 5% 1/16W
P101	R314		nsp	00MNN05000610	CHIP RES.	0 OHM +- 5% 1/16W
P101	R315		nsp	00MNN05000610	CHIP RES.	0 OHM +- 5% 1/16W
P101	R316		nsp	00MNN05000610	CHIP RES.	0 OHM +- 5% 1/16W
P101	R317		nsp	00MNN05000610	CHIP RES.	0 OHM +- 5% 1/16W
P101	R318		nsp	00MNN05331610	CHIP RES.	330 OHM +- 5% 1/16W
P101	R319		nsp	00MNN05331610	CHIP RES.	330 OHM +- 5% 1/16W
P101	R320		nsp	00MNN05331610	CHIP RES.	330 OHM +- 5% 1/16W
P101	R321		nsp	00MNN05473610	CHIP RES.	47K OHM +- 5% 1/16W
P101	R322		nsp	00MNN05000610	CHIP RES.	0 OHM +- 5% 1/16W
P101	R323		nsp	00MNN05473610	CHIP RES.	47K OHM +- 5% 1/16W
P101	R334		nsp	00MNN05000610	CHIP RES.	0 OHM +- 5% 1/16W
P101	R335		nsp	00MNN05000610	CHIP RES.	0 OHM +- 5% 1/16W
P101	R336		nsp	00MNN05000610	CHIP RES.	0 OHM +- 5% 1/16W
P101	R337		nsp	00MNN05000610	CHIP RES.	0 OHM +- 5% 1/16W
P101	R338		nsp	00MNN05000610	CHIP RES.	0 OHM +- 5% 1/16W
P101	R339		nsp	00MNN05000610	CHIP RES.	0 OHM +- 5% 1/16W
P101	R340		nsp	00MNN05000610	CHIP RES.	0 OHM +- 5% 1/16W
P101	R341		nsp	00MNN05000610	CHIP RES.	0 OHM +- 5% 1/16W
P101	R342		nsp	00MNN05000610	CHIP RES.	0 OHM +- 5% 1/16W
P101	R343		nsp	00MNN05000610	CHIP RES.	0 OHM +- 5% 1/16W
P101	R344		nsp	00MNN05000610	CHIP RES.	0 OHM +- 5% 1/16W
P101	R346		nsp	00MNN05331610	CHIP RES.	330 OHM +- 5% 1/16W
P101	R347		nsp	00MNN05331610	CHIP RES.	330 OHM +- 5% 1/16W
P101	R348		nsp	00MNN05331610	CHIP RES.	330 OHM +- 5% 1/16W
P101	R349		nsp	00MNN05331610	CHIP RES.	330 OHM +- 5% 1/16W
P101	R350		nsp	00MNN05331610	CHIP RES.	330 OHM +- 5% 1/16W
P101	R351		nsp	00MNN05331610	CHIP RES.	330 OHM +- 5% 1/16W
P101	R352		nsp	00MNN05331610	CHIP RES.	330 OHM +- 5% 1/16W
P101	R353		nsp	00MNN05331610	CHIP RES.	330 OHM +- 5% 1/16W
P101	R354		nsp	00MNN05331610	CHIP RES.	330 OHM +- 5% 1/16W
P101	R355		nsp	00MNN05331610	CHIP RES.	330 OHM +- 5% 1/16W
P101	R356		nsp	00MNN05331610	CHIP RES.	330 OHM +- 5% 1/16W
P101	R357		nsp	00MNN05331610	CHIP RES.	330 OHM +- 5% 1/16W
P101	R358		nsp	00MNN05331610	CHIP RES.	330 OHM +- 5% 1/16W
P101	R359		nsp	00MNN05331610	CHIP RES.	330 OHM +- 5% 1/16W
P101	R360		nsp	00MNN05331610	CHIP RES.	330 OHM +- 5% 1/16W
P101	R361		nsp	00MNN05331610	CHIP RES.	330 OHM +- 5% 1/16W
P101	R362		nsp	00MNN05331610	CHIP RES.	330 OHM +- 5% 1/16W
P101	R363		nsp	00MNN05331610	CHIP RES.	330 OHM +- 5% 1/16W
P101	R364		nsp	00MNN05331610	CHIP RES.	330 OHM +- 5% 1/16W

NOTE : *nsp* PART IS LISTED FOR REFERENCE ONLY, MARANTZ WILL NOT SUPPLY THESE PARTS.

PWB NAME	POS. NO.	VERS. COLOR	PART NO. (FOR EUR)	PART NO. (MZ)	PART NAME	DESCRIPTION
P101	R365		nsp	00MNN05473610	CHIP RES.	47K OHM +- 5% 1/16W
P101	R366		nsp	00MNN05473610	CHIP RES.	47K OHM +- 5% 1/16W
P101	R367		nsp	00MNN05473610	CHIP RES.	47K OHM +- 5% 1/16W
P101	R368		nsp	00MNN05472610	CHIP RES.	4.7K OHM +- 5% 1/16W
P101	R369		nsp	00MNN05220610	CHIP RES.	22 OHM +- 5% 1/16W
P101	R370		nsp	00MNN05220610	CHIP RES.	22 OHM +- 5% 1/16W
P101	R371		nsp	00MNN05103610	CHIP RES.	10K OHM +- 5% 1/16W
P101	R372		nsp	00MNN05220610	CHIP RES.	22 OHM +- 5% 1/16W
P101	R373		nsp	00MNN05103610	CHIP RES.	10K OHM +- 5% 1/16W
P101	R374		nsp	00MNN05473610	CHIP RES.	47K OHM +- 5% 1/16W
P101	R375		nsp	00MNN05000610	CHIP RES.	0 OHM +- 5% 1/16W
P101	R376		nsp	00MNN05000610	CHIP RES.	0 OHM +- 5% 1/16W
P101	R377		nsp	00MNN05000610	CHIP RES.	0 OHM +- 5% 1/16W
P101	R378		nsp	00MNN05000610	CHIP RES.	0 OHM +- 5% 1/16W
P101	R380		nsp	00MNN05331610	CHIP RES.	330 OHM +- 5% 1/16W
P101	R381		nsp	00MNN05331610	CHIP RES.	330 OHM +- 5% 1/16W
P101	R382		nsp	00MNN05331610	CHIP RES.	330 OHM +- 5% 1/16W
P101	R383		nsp	00MNN05331610	CHIP RES.	330 OHM +- 5% 1/16W
P101	R384		nsp	00MNN05331610	CHIP RES.	330 OHM +- 5% 1/16W
P101	R388		nsp	00MNN05473610	CHIP RES.	47K OHM +- 5% 1/16W
P101	R389		nsp	00MNN05473610	CHIP RES.	47K OHM +- 5% 1/16W
P101	R390		nsp	00MNN05473610	CHIP RES.	47K OHM +- 5% 1/16W
P101	R391		nsp	00MNN05473610	CHIP RES.	47K OHM +- 5% 1/16W
P101	R392		nsp	00MNN05473610	CHIP RES.	47K OHM +- 5% 1/16W
P101	R393		nsp	00MNN05473610	CHIP RES.	47K OHM +- 5% 1/16W
P101	R394		nsp	00MNN05473610	CHIP RES.	47K OHM +- 5% 1/16W
P101	R395		nsp	00MNN05102610	CHIP RES.	1K OHM +- 5% 1/16W
P101	R396		nsp	00MNN05473610	CHIP RES.	47K OHM +- 5% 1/16W
P101	R397		nsp	00MNN05473610	CHIP RES.	47K OHM +- 5% 1/16W
P101	R398		nsp	00MNN05473610	CHIP RES.	47K OHM +- 5% 1/16W
P101	R399		nsp	00MNN05473610	CHIP RES.	47K OHM +- 5% 1/16W
P101	R400		nsp	00MNN05000610	CHIP RES.	0 OHM +- 5% 1/16W
P101	R401		nsp	00MNN05000610	CHIP RES.	0 OHM +- 5% 1/16W
P101	R402		nsp	00MNN05000610	CHIP RES.	0 OHM +- 5% 1/16W
P101	R403		nsp	00MNN05000610	CHIP RES.	0 OHM +- 5% 1/16W
P101	R404		nsp	00MNN05331610	CHIP RES.	330 OHM +- 5% 1/16W
P101	R405		nsp	00MNN05331610	CHIP RES.	330 OHM +- 5% 1/16W
P101	R406		nsp	00MNN05331610	CHIP RES.	330 OHM +- 5% 1/16W
P101	R407		00MNI05000110	00MNI05000110	CHIP RES.	0 OHM +- 5% 1/10W
P101	R408		nsp	00MNN05331610	CHIP RES.	330 OHM +- 5% 1/16W
P101	R409		nsp	00MNN05331610	CHIP RES.	330 OHM +- 5% 1/16W
P101	R410		nsp	00MNN05220610	CHIP RES.	22 OHM +- 5% 1/16W
P101	R411		nsp	00MNN05331610	CHIP RES.	330 OHM +- 5% 1/16W
P101	R412		nsp	00MNN05000610	CHIP RES.	0 OHM +- 5% 1/16W
P101	R413		nsp	00MNN05331610	CHIP RES.	330 OHM +- 5% 1/16W
P101	R414		nsp	00MNN05000610	CHIP RES.	0 OHM +- 5% 1/16W
P101	R415		nsp	00MNN05331610	CHIP RES.	330 OHM +- 5% 1/16W
P101	R416		nsp	00MNN05331610	CHIP RES.	330 OHM +- 5% 1/16W
P101	R417		nsp	00MNN05000610	CHIP RES.	0 OHM +- 5% 1/16W
P101	R418		nsp	00MNN05331610	CHIP RES.	330 OHM +- 5% 1/16W
P101	R419		nsp	00MNN05331610	CHIP RES.	330 OHM +- 5% 1/16W
P101	R420		nsp	00MNN05221610	CHIP RES.	220 OHM +- 5% 1/16W
P101	R421		nsp	00MNN05331610	CHIP RES.	330 OHM +- 5% 1/16W
P101	R422		nsp	00MNN05331610	CHIP RES.	330 OHM +- 5% 1/16W
P101	R423		nsp	00MNN05331610	CHIP RES.	330 OHM +- 5% 1/16W
P101	R424		nsp	00MNN05331610	CHIP RES.	330 OHM +- 5% 1/16W
P101	R425		nsp	00MNN05331610	CHIP RES.	330 OHM +- 5% 1/16W
P101	R426		nsp	00MNN05331610	CHIP RES.	330 OHM +- 5% 1/16W
P101	R427		nsp	00MNN05331610	CHIP RES.	330 OHM +- 5% 1/16W

NOTE : *nsp* PART IS LISTED FOR REFERENCE ONLY, MARANTZ WILL NOT SUPPLY THESE PARTS.

PWB NAME	POS. NO.	VERS. COLOR	PART NO. (FOR EUR)	PART NO. (MZ)	PART NAME	DESCRIPTION
P101	R428		nsp	00MNN05331610	CHIP RES.	330 OHM +- 5% 1/16W
P101	R429		nsp	00MNN05331610	CHIP RES.	330 OHM +- 5% 1/16W
P101	R430		nsp	00MNN05331610	CHIP RES.	330 OHM +- 5% 1/16W
P101	R431		nsp	00MNN05331610	CHIP RES.	330 OHM +- 5% 1/16W
P101	R432		nsp	00MNN05331610	CHIP RES.	330 OHM +- 5% 1/16W
P101	R433		nsp	00MNN05331610	CHIP RES.	330 OHM +- 5% 1/16W
P101	R434		nsp	00MNN05103610	CHIP RES.	10K OHM +- 5% 1/16W
P101	R435		nsp	00MNN05220610	CHIP RES.	22 OHM +- 5% 1/16W
P101	R436		nsp	00MNN05000610	CHIP RES.	0 OHM +- 5% 1/16W
P101	R437		nsp	00MNN05000610	CHIP RES.	0 OHM +- 5% 1/16W
P101	R438		nsp	00MNN05000610	CHIP RES.	0 OHM +- 5% 1/16W
P101	R439		nsp	00MNN05331610	CHIP RES.	330 OHM +- 5% 1/16W
P101	R440		nsp	00MNN05331610	CHIP RES.	330 OHM +- 5% 1/16W
P101	R441		nsp	00MNN05331610	CHIP RES.	330 OHM +- 5% 1/16W
P101	R442		nsp	00MNN05331610	CHIP RES.	330 OHM +- 5% 1/16W
P101	R443		nsp	00MNN05331610	CHIP RES.	330 OHM +- 5% 1/16W
P101	R444		nsp	00MNN05331610	CHIP RES.	330 OHM +- 5% 1/16W
P101	R445		nsp	00MNN05331610	CHIP RES.	330 OHM +- 5% 1/16W
P101	R446		nsp	00MNN05331610	CHIP RES.	330 OHM +- 5% 1/16W
P101	R447		nsp	00MNN05331610	CHIP RES.	330 OHM +- 5% 1/16W
P101	R448		nsp	00MNN05331610	CHIP RES.	330 OHM +- 5% 1/16W
P101	R449		nsp	00MNN05331610	CHIP RES.	330 OHM +- 5% 1/16W
P101	R450		nsp	00MNN05331610	CHIP RES.	330 OHM +- 5% 1/16W
P101	R451		nsp	00MNN05331610	CHIP RES.	330 OHM +- 5% 1/16W
P101	R452		nsp	00MNN05331610	CHIP RES.	330 OHM +- 5% 1/16W
P101	R453		nsp	00MNN05331610	CHIP RES.	330 OHM +- 5% 1/16W
P101	R455		00MNI05000110	00MNI05000110	CHIP RES.	0 OHM +- 5% 1/10W
P101	R456		nsp	00MNN05220610	CHIP RES.	22 OHM +- 5% 1/16W
P101	R457		nsp	00MNN05000610	CHIP RES.	0 OHM +- 5% 1/16W
P101	R460		nsp	00MNN05000610	CHIP RES.	0 OHM +- 5% 1/16W
P101	R461		nsp	00MNN05000610	CHIP RES.	0 OHM +- 5% 1/16W
P101	R462		nsp	00MNN05473610	CHIP RES.	47K OHM +- 5% 1/16W
P101	R463		nsp	00MNN05473610	CHIP RES.	47K OHM +- 5% 1/16W
P101	R464		nsp	00MNN05000610	CHIP RES.	0 OHM +- 5% 1/16W
P101	R465		nsp	00MNN05102610	CHIP RES.	1K OHM +- 5% 1/16W
P101	R466		nsp	00MNN05681610	CHIP RES.	680 OHM +- 5% 1/16W
P101	R467		nsp	00MNN05681610	CHIP RES.	680 OHM +- 5% 1/16W
P101	R468		nsp	00MNN05681610	CHIP RES.	680 OHM +- 5% 1/16W
P101	R469		nsp	00MNN05101610	CHIP RES.	100 OHM +- 5% 1/16W
P101	R470		nsp	00MNN05104610	CHIP RES.	100K OHM +- 5% 1/16W
P101	R471		nsp	00MNN05104610	CHIP RES.	100K OHM +- 5% 1/16W
P101	R473		nsp	00MNN05000610	CHIP RES.	0 OHM +- 5% 1/16W
P101	R474		nsp	00MNN05472610	CHIP RES.	4.7K OHM +- 5% 1/16W
P101	R475		nsp	00MNN05473610	CHIP RES.	47K OHM +- 5% 1/16W
P101	R476		nsp	00MNN05682610	CHIP RES.	6.8K OHM +- 5% 1/16W
P101	R479		nsp	00MNN05473610	CHIP RES.	47K OHM +- 5% 1/16W
P101	R480		00MNI05000110	00MNI05000110	CHIP RES.	0 OHM +- 5% 1/10W
P101	R481		00MNI05000110	00MNI05000110	CHIP RES.	0 OHM +- 5% 1/10W
P101	R486		00MNI05000110	00MNI05000110	CHIP RES.	0 OHM +- 5% 1/10W
P101	R487		00MNI05000110	00MNI05000110	CHIP RES.	0 OHM +- 5% 1/10W
P101	R488		00MNI05000110	00MNI05000110	CHIP RES.	0 OHM +- 5% 1/10W
P101	R489		nsp	00MNN05104610	CHIP RES.	100K OHM +- 5% 1/16W
P101	R490		nsp	00MNN05000610	CHIP RES.	0 OHM +- 5% 1/16W
P101	R491		nsp	00MNN05000610	CHIP RES.	0 OHM +- 5% 1/16W
P101	R492		nsp	00MNN05473610	CHIP RES.	47K OHM +- 5% 1/16W
P101	R493		nsp	00MNN05473610	CHIP RES.	47K OHM +- 5% 1/16W
P101	R494		nsp	00MNN05473610	CHIP RES.	47K OHM +- 5% 1/16W
P101	R497		00MNI05000110	00MNI05000110	CHIP RES.	0 OHM +- 5% 1/10W
P101	R498		nsp	00MNN05000610	CHIP RES.	0 OHM +- 5% 1/16W

NOTE : *nsp* PART IS LISTED FOR REFERENCE ONLY, MARANTZ WILL NOT SUPPLY THESE PARTS.

PWB NAME	POS. NO.	VERS. COLOR	PART NO. (FOR EUR)	PART NO. (MZ)	PART NAME	DESCRIPTION
P101	R499		nsp	00MNN05000610	CHIP RES.	0 OHM +- 5% 1/16W
P101	R850		nsp	00MNN05000610	CHIP RES.	0 OHM +- 5% 1/16W
P101	R851		nsp	00MNN05000610	CHIP RES.	0 OHM +- 5% 1/16W
P101	R852		nsp	00MNN05000610	CHIP RES.	0 OHM +- 5% 1/16W
P101	R853		nsp	00MNN05000610	CHIP RES.	0 OHM +- 5% 1/16W
P101	R854		nsp	00MNN05000610	CHIP RES.	0 OHM +- 5% 1/16W
P101	R855		nsp	00MNN05000610	CHIP RES.	0 OHM +- 5% 1/16W
P101	R856		nsp	00MNN05000610	CHIP RES.	0 OHM +- 5% 1/16W
P101	R857		nsp	00MNN05000610	CHIP RES.	0 OHM +- 5% 1/16W
P101	R858		nsp	00MNN05000610	CHIP RES.	0 OHM +- 5% 1/16W
P101	R859		nsp	00MNN05000610	CHIP RES.	0 OHM +- 5% 1/16W
P101	R860		nsp	00MNN05220610	CHIP RES.	22 OHM +- 5% 1/16W
P101	R861		nsp	00MNN05103610	CHIP RES.	10K OHM +- 5% 1/16W
P101	R862		nsp	00MNN05331610	CHIP RES.	330 OHM +- 5% 1/16W
P101	R863		nsp	00MNN05331610	CHIP RES.	330 OHM +- 5% 1/16W
P101	R864		nsp	00MNN05000610	CHIP RES.	0 OHM +- 5% 1/16W
P101	R865		nsp	00MNN05122610	CHIP RES.	1.2K OHM +- 5% 1/16W
P101	R868		nsp	00MNN05104610	CHIP RES.	100K OHM +- 5% 1/16W
P101	R869		nsp	00MNN05684610	CHIP RES.	680K OHM +- 5% 1/16W
P101	R870		nsp	00MNN05000610	CHIP RES.	0 OHM +- 5% 1/16W
P101	R871		nsp	00MNN05000610	CHIP RES.	0 OHM +- 5% 1/16W
P101	R872		nsp	00MNN05104610	CHIP RES.	100K OHM +- 5% 1/16W
P101	R873		nsp	00MNN05000610	CHIP RES.	0 OHM +- 5% 1/16W
P101	R874		nsp	00MNN05000610	CHIP RES.	0 OHM +- 5% 1/16W
P101	R875		nsp	00MNN05000610	CHIP RES.	0 OHM +- 5% 1/16W
P101	R878		nsp	00MNN05000610	CHIP RES.	0 OHM +- 5% 1/16W
P101	R879		nsp	00MNN05331610	CHIP RES.	330 OHM +- 5% 1/16W
P101	R880		nsp	00MNN05103610	CHIP RES.	10K OHM +- 5% 1/16W
P101	R881		nsp	00MNN05103610	CHIP RES.	10K OHM +- 5% 1/16W
P101	R882		nsp	00MNN05473610	CHIP RES.	47K OHM +- 5% 1/16W
P101	R883		nsp	00MNN05473610	CHIP RES.	47K OHM +- 5% 1/16W
P101	R884		nsp	00MNN05000610	CHIP RES.	0 OHM +- 5% 1/16W
P101	R885		nsp	00MNN05000610	CHIP RES.	0 OHM +- 5% 1/16W
P101	R886		nsp	00MNN05000610	CHIP RES.	0 OHM +- 5% 1/16W
P101	R887		nsp	00MNN05000610	CHIP RES.	0 OHM +- 5% 1/16W
P101	X100		00D3990957901	00D3990957901	X'TAL	XTAL(18.75MHZ)
P101	X101		00D3990988909	00D3990988909	X'TAL	X'TAL (12.288MHZ)
P101	X102		00D3990984903	00D3990984903	X'TAL	X'TAL (32.768MHZ)
I/O UNIT PWB P201 (00MWG39BS201-)						
P201	C500		nsp	00MDK96102300	CER. CAP.	1000 PF +- 10 % B 50V GR36
P201	C501		nsp	00MDK96102300	CER. CAP.	1000 PF +- 10 % B 50V GR36
P201	C502		nsp	00MDD95470300	CER. CAP.	47 PF +- 5 % CG 50V GR39
P201	C503		nsp	00MDD95470300	CER. CAP.	47 PF +- 5 % CG 50V GR39
P201	C504		nsp	00MDK96103300	CER. CAP.	0.01UF +-10% 50V C1608JB1H103K
P201	C505		nsp	00MDD95221300	CER. CAP.	220 PF +- 5 % CG 50V GR39
P201	C506		nsp	00MOA47602520	ELECT. CAP.	47 UF M 25V RA-2
P201	C507		nsp	00MOA47602520	ELECT. CAP.	47 UF M 25V RA-2
P201	C511		nsp	00MDK96103300	CER. CAP.	0.01UF +-10% 50V C1608JB1H103K
P201	C512		nsp	00MDD95101300	CER. CAP.	100 PF +- 5 % CG 50V GR39
P201	C514		nsp	00MDD95101300	CER. CAP.	100 PF +- 5 % CG 50V GR39
P201	C515		nsp	00MDK96103300	CER. CAP.	0.01UF +-10% 50V C1608JB1H103K
P201	C516		nsp	00MDD95101300	CER. CAP.	100 PF +- 5 % CG 50V GR39
P201	C517		nsp	00MDD95101300	CER. CAP.	100 PF +- 5 % CG 50V GR39
P201	C520		nsp	00MDD95330300	CER. CAP.	33 PF +- 5 % CG 50V
P201	C521		nsp	00MDD95330300	CER. CAP.	33 PF +- 5 % CG 50V
P201	C522		nsp	00MDK98104200	CER. CAP.	GRM39F104Z16 0.1UF
P201	C523		nsp	00MDK98104200	CER. CAP.	GRM39F104Z16 0.1UF
P201	C524		nsp	00MDK98104200	CER. CAP.	GRM39F104Z16 0.1UF
P201	C525		nsp	00MDK98104200	CER. CAP.	GRM39F104Z16 0.1UF

NOTE : *nsp* PART IS LISTED FOR REFERENCE ONLY, MARANTZ WILL NOT SUPPLY THESE PARTS.

PWB NAME	POS. NO.	VERS. COLOR	PART NO. (FOR EUR)	PART NO. (MZ)	PART NAME	DESCRIPTION
P201	C526		nsp	00MOA47602520	ELECT. CAP.	47 UF M 25V RA-2
P201	C529		nsp	00MDK98104200	CER. CAP.	GRM39F104Z16 0.1UF
P201	C531		nsp	00MDK96103300	CER. CAP.	0.01UF +-10% 50V C1608JB1H103K
P201	C534		nsp	00MDK96103300	CER. CAP.	0.01UF +-10% 50V C1608JB1H103K
P201	C535		nsp	00MDK96103300	CER. CAP.	0.01UF +-10% 50V C1608JB1H103K
P201	C536		nsp	00MDD95101300	CER. CAP.	100 PF +- 5 % CG 50V GR39
P201	C537		nsp	00MDD95101300	CER. CAP.	100 PF +- 5 % CG 50V GR39
P201	C539		nsp	00MDK98104200	CER. CAP.	GRM39F104Z16 0.1UF
P201	C540		nsp	00MDK98104200	CER. CAP.	GRM39F104Z16 0.1UF
P201	C542		nsp	00MDK96103300	CER. CAP.	0.01UF +-10% 50V C1608JB1H103K
P201	C543		nsp	00MDK96103300	CER. CAP.	0.01UF +-10% 50V C1608JB1H103K
P201	C545		nsp	00MDD95101300	CER. CAP.	100 PF +- 5 % CG 50V GR39
P201	C546		nsp	00MDD95101300	CER. CAP.	100 PF +- 5 % CG 50V GR39
P201	C547		nsp	00MDK98104200	CER. CAP.	GRM39F104Z16 0.1UF
P201	C548		nsp	00MDK98104200	CER. CAP.	GRM39F104Z16 0.1UF
P201	C551		nsp	00MOA10701620	ELECT. CAP.	100 UF M 16V RA-2
P201	C552		nsp	00MOA10701620	ELECT. CAP.	100 UF M 16V RA-2
P201	C554		nsp	00MDK98104200	CER. CAP.	GRM39F104Z16 0.1UF
P201	C555		nsp	00MDK98104200	CER. CAP.	GRM39F104Z16 0.1UF
P201	C559		nsp	00MOA10701620	ELECT. CAP.	100 UF M 16V RA-2
P201	C560		nsp	00MOA10701620	ELECT. CAP.	100 UF M 16V RA-2
P201	C564		nsp	00MDD95101300	CER. CAP.	100 PF +- 5 % CG 50V GR39
P201	C565		nsp	00MDK98104200	CER. CAP.	GRM39F104Z16 0.1UF
P201	C566		nsp	00MOA47601620	ELECT. CAP.	47 UF M 16V RA-2
P201	C567		nsp	00MDK98104200	CER. CAP.	GRM39F104Z16 0.1UF
P201	C568		nsp	00MOA47601620	ELECT. CAP.	47 UF M 16V RA-2
P201	C569		nsp	00MDD95101300	CER. CAP.	100 PF +- 5 % CG 50V GR39
P201	C570		nsp	00MDD95101300	CER. CAP.	100 PF +- 5 % CG 50V GR39
P201	C576		nsp	00MDD95470300	CER. CAP.	47 PF +- 5 % CG 50V GR39
P201	C577		nsp	00MDD95470300	CER. CAP.	47 PF +- 5 % CG 50V GR39
P201	C578		nsp	00MDK98104200	CER. CAP.	GRM39F104Z16 0.1UF
P201	C579		nsp	00MDK98104200	CER. CAP.	GRM39F104Z16 0.1UF
P201	C580		nsp	00MDK98104200	CER. CAP.	GRM39F104Z16 0.1UF
P201	C581		nsp	00MDD95470300	CER. CAP.	47 PF +- 5 % CG 50V GR39
P201	C584		nsp	00MDD95470300	CER. CAP.	47 PF +- 5 % CG 50V GR39
P201	C587		nsp	00MDK98104200	CER. CAP.	GRM39F104Z16 0.1UF
P201	C588		nsp	00MOA10701620	ELECT. CAP.	100 UF M 16V RA-2
P201	C589		nsp	00MOA10701620	ELECT. CAP.	100 UF M 16V RA-2
P201	C590		nsp	00MDD95221300	CER. CAP.	220 PF +- 5 % CG 50V GR39
P201	C591		nsp	00MDD95221300	CER. CAP.	220 PF +- 5 % CG 50V GR39
P201	C593		nsp	00MOA47602520	ELECT. CAP.	47 UF M 25V RA-2
P201	D500		00MHZ20002210	00MHZ20002210	CHIP DIODE	DAN202K
P201	D501		00MHZ20001210	00MHZ20001210	CHIP DIODE	DAP202K
P201	D502		00MHZ20002210	00MHZ20002210	CHIP DIODE	DAN202K
P201	D503		00MHZ20001210	00MHZ20001210	CHIP DIODE	DAP202K
P201	D504		00MHZ30014060	00MHZ30014060	CHIP DIODE	NNCD4.3C ESD NOISE CLIPPING DIODES
P201	D507		00MHZ30004050	00MHZ30004050	CHIP DIODE	02CZ8.2-Y TE85L
P201	D508		00MHZ30004050	00MHZ30004050	CHIP DIODE	02CZ8.2-Y TE85L
P201	J500		00MYT02090160	00MYT02090160	TERMINAL	D-SUB 9PIN F
P201	J501		00MYT02041040	00MYT02041040	TERMINAL	14X14 RA 2L4P W/R NI FRNT-GND
P201	J502		00MYJ01004920	00MYJ01004920	JACK	YKB21-5261
P201	J503		00MYJ01004520	00MYJ01004520	JACK	4P MINI JACK HSJ 1637-010512
P201	L500		00MFC90020110	00MFC90020110	FERRITE CORE	BLM11B601S CHIP FERRITE
P201	L501		00MFC90020110	00MFC90020110	FERRITE CORE	BLM11B601S CHIP FERRITE
P201	L502		00MFC90020110	00MFC90020110	FERRITE CORE	BLM11B601S CHIP FERRITE
P201	L503		00MFC90020110	00MFC90020110	FERRITE CORE	BLM11B601S CHIP FERRITE
P201	L504		00MFC90020110	00MFC90020110	FERRITE CORE	BLM11B601S CHIP FERRITE
P201	L505		00MFC90020110	00MFC90020110	FERRITE CORE	BLM11B601S CHIP FERRITE
P201	L506		00MFC90020110	00MFC90020110	FERRITE CORE	BLM11B601S CHIP FERRITE

NOTE : *nsp* PART IS LISTED FOR REFERENCE ONLY, MARANTZ WILL NOT SUPPLY THESE PARTS.

PWB NAME	POS. NO.	VERS. COLOR	PART NO. (FOR EUR)	PART NO. (MZ)	PART NAME	DESCRIPTION
P201	L507		00MFC90020110	00MFC90020110	FERRITE CORE	BLM11B601S CHIP FERRITE
P201	L508		00MFC90020110	00MFC90020110	FERRITE CORE	BLM11B601S CHIP FERRITE
P201	L509		00MFC90020110	00MFC90020110	FERRITE CORE	BLM11B601S CHIP FERRITE
P201	L510		00MFC90020110	00MFC90020110	FERRITE CORE	BLM11B601S CHIP FERRITE
P201	L511		00MFC90020110	00MFC90020110	FERRITE CORE	BLM11B601S CHIP FERRITE
P201	L512		00MFC90020110	00MFC90020110	FERRITE CORE	BLM11B601S CHIP FERRITE
P201	L513		00MFC90020110	00MFC90020110	FERRITE CORE	BLM11B601S CHIP FERRITE
P201	L514		00MFC90020110	00MFC90020110	FERRITE CORE	BLM11B601S CHIP FERRITE
P201	Q500		00MHC10102090	00MHC10102090	IC	NJM2068M-TE1
P201	Q501		00MHC10102090	00MHC10102090	IC	NJM2068M-TE1
P201	Q502		00MHC10102090	00MHC10102090	IC	NJM2068M-TE1
P201	Q503		00MHX333261A0	00MHX333261A0	CHIP TRS.	2SC3326 A CHIP
P201	Q504		00MHX333261A0	00MHX333261A0	CHIP TRS.	2SC3326 A CHIP
P201	Q505		00MHX333261A0	00MHX333261A0	CHIP TRS.	2SC3326 A CHIP
P201	Q506		00MHX333261A0	00MHX333261A0	CHIP TRS.	2SC3326 A CHIP
P201	Q507		00MHC40522110	00MHC40522110	IC	BU4052BCF-E2
P201	Q508		00MHC10102090	00MHC10102090	IC	NJM2068M-TE1
P201	Q509		00MBA20035210	00MBA20035210	TRS.	DTC114EU
P201	Q510		00MBA20035210	00MBA20035210	TRS.	DTC114EU
P201	Q511		00MHC10486050	00MHC10486050	IC	TC9459BFG-EL
P201	Q512		00MHC10102090	00MHC10102090	IC	NJM2068M-TE1
P201	Q513		00MHC10102090	00MHC10102090	IC	NJM2068M-TE1
P201	Q516		00MHC10292060	00MHC10292060	IC	UPD4721GS-GJG IC RS232C
P201	Q517		00MHC010905K0	00MHC010905K0	IC	TC74LCX125FT(EL.K)
P201	R500		nsp	00MNN05473610	CHIP RES.	47K OHM +- 5% 1/16W
P201	R501		nsp	00MNN05473610	CHIP RES.	47K OHM +- 5% 1/16W
P201	R502		nsp	00MNN05100610	CHIP RES.	10 OHM +- 5% 1/16W
P201	R503		nsp	00MNN05000610	CHIP RES.	0 OHM +- 5% 1/16W
P201	R504		nsp	00MNN05100610	CHIP RES.	10 OHM +- 5% 1/16W
P201	R505		nsp	00MNN05000610	CHIP RES.	0 OHM +- 5% 1/16W
P201	R506		nsp	00MNN05101610	CHIP RES.	100 OHM +- 5% 1/16W
P201	R507		nsp	00MNN05000610	CHIP RES.	0 OHM +- 5% 1/16W
P201	R508		nsp	00MNN05102610	CHIP RES.	1K OHM +- 5% 1/16W
P201	R512		nsp	00MNN05473610	CHIP RES.	47K OHM +- 5% 1/16W
P201	R513		nsp	00MNN05473610	CHIP RES.	47K OHM +- 5% 1/16W
P201	R514		nsp	00MNN05103610	CHIP RES.	10K OHM +- 5% 1/16W
P201	R515		nsp	00MNN05103610	CHIP RES.	10K OHM +- 5% 1/16W
P201	R519		nsp	00MNN05472610	CHIP RES.	4.7K OHM +- 5% 1/16W
P201	R520		nsp	00MNN05472610	CHIP RES.	4.7K OHM +- 5% 1/16W
P201	R521		nsp	00MNN05223610	CHIP RES.	22K OHM +- 5% 1/16W
P201	R522		nsp	00MNN05223610	CHIP RES.	22K OHM +- 5% 1/16W
P201	R523		nsp	00MNN05000610	CHIP RES.	0 OHM +- 5% 1/16W
P201	R524		nsp	00MNN05000610	CHIP RES.	0 OHM +- 5% 1/16W
P201	R525		nsp	00MNN05153610	CHIP RES.	15K OHM +- 5% 1/16W
P201	R526		nsp	00MNN05153610	CHIP RES.	15K OHM +- 5% 1/16W
P201	R527		nsp	00MNN05102610	CHIP RES.	1K OHM +- 5% 1/16W
P201	R528		nsp	00MNN05220610	CHIP RES.	22 OHM +- 5% 1/16W
P201	R529		nsp	00MNN05220610	CHIP RES.	22 OHM +- 5% 1/16W
P201	R530		nsp	00MNN05473610	CHIP RES.	47K OHM +- 5% 1/16W
P201	R531		nsp	00MNN05473610	CHIP RES.	47K OHM +- 5% 1/16W
P201	R532		nsp	00MNN05103610	CHIP RES.	10K OHM +- 5% 1/16W
P201	R533		nsp	00MNN05103610	CHIP RES.	10K OHM +- 5% 1/16W
P201	R534		nsp	00MNN05101610	CHIP RES.	100 OHM +- 5% 1/16W
P201	R535		nsp	00MNN05101610	CHIP RES.	100 OHM +- 5% 1/16W
P201	R536		nsp	00MNN05103610	CHIP RES.	10K OHM +- 5% 1/16W
P201	R537		nsp	00MNN05103610	CHIP RES.	10K OHM +- 5% 1/16W
P201	R538		nsp	00MNN05103610	CHIP RES.	10K OHM +- 5% 1/16W
P201	R539		nsp	00MNN05103610	CHIP RES.	10K OHM +- 5% 1/16W
P201	R540		nsp	00MNN05332610	CHIP RES.	3.3K OHM +- 5% 1/16W

NOTE : "nsp" PART IS LISTED FOR REFERENCE ONLY, MARANTZ WILL NOT SUPPLY THESE PARTS.

PWB NAME	POS. NO.	VERS. COLOR	PART NO. (FOR EUR)	PART NO. (MZ)	PART NAME	DESCRIPTION
P201	R541		nsp	00MNN05332610	CHIP RES.	3.3K OHM +- 5% 1/16W
P201	R542		nsp	00MNN05472610	CHIP RES.	4.7K OHM +- 5% 1/16W
P201	R543		nsp	00MNN05103610	CHIP RES.	10K OHM +- 5% 1/16W
P201	R544		nsp	00MNN05101610	CHIP RES.	100 OHM +- 5% 1/16W
P201	R545		nsp	00MNN05101610	CHIP RES.	100 OHM +- 5% 1/16W
P201	R546		nsp	00MNN05000610	CHIP RES.	0 OHM +- 5% 1/16W
P201	R547		nsp	00MNN05101610	CHIP RES.	100 OHM +- 5% 1/16W
P201	R548		nsp	00MNN05101610	CHIP RES.	100 OHM +- 5% 1/16W
P201	R549		nsp	00MNN05104610	CHIP RES.	100K OHM +- 5% 1/16W
P201	R550		nsp	00MNN05000610	CHIP RES.	0 OHM +- 5% 1/16W
P201	R551		nsp	00MNN05000610	CHIP RES.	0 OHM +- 5% 1/16W
P201	R554		nsp	00MNN05104610	CHIP RES.	100K OHM +- 5% 1/16W
P201	R555		nsp	00MNN05473610	CHIP RES.	47K OHM +- 5% 1/16W
P201	R556		nsp	00MNN05000610	CHIP RES.	0 OHM +- 5% 1/16W
P201	R557		nsp	00MNN05224610	CHIP RES.	220K OHM +- 5% 1/16W
P201	R558		nsp	00MNN05224610	CHIP RES.	220K OHM +- 5% 1/16W
P201	R561		nsp	00MNN05000610	CHIP RES.	0 OHM +- 5% 1/16W
P201	R563		nsp	00MNN05220610	CHIP RES.	22 OHM +- 5% 1/16W
P201	R564		nsp	00MNN05220610	CHIP RES.	22 OHM +- 5% 1/16W
P201	R566		nsp	00MNN05000610	CHIP RES.	0 OHM +- 5% 1/16W
P201	R569		nsp	00MNN05000610	CHIP RES.	0 OHM +- 5% 1/16W
P201	R570		00MRI05221010	00MRI05221010	CHIP RES.	220 OHM J 1W
P201	R571		00MRI05221010	00MRI05221010	CHIP RES.	220 OHM J 1W
P201	R572		nsp	00MNN05104610	CHIP RES.	100K OHM +- 5% 1/16W
P201	R573		nsp	00MNN05104610	CHIP RES.	100K OHM +- 5% 1/16W
P201	R574		nsp	00MNN05473610	CHIP RES.	47K OHM +- 5% 1/16W
P201	R576		nsp	00MNN05000610	CHIP RES.	0 OHM +- 5% 1/16W
P201	R578		nsp	00MNN05000610	CHIP RES.	0 OHM +- 5% 1/16W
P201	R581		nsp	00MNN05473610	CHIP RES.	47K OHM +- 5% 1/16W
P201	R582		nsp	00MNN05152610	CHIP RES.	1.5K OHM +- 5% 1/16W
P201	R585		nsp	00MNN05103610	CHIP RES.	10K OHM +- 5% 1/16W
P201	R586		nsp	00MNN05103610	CHIP RES.	10K OHM +- 5% 1/16W
P201	R587		nsp	00MNN05331610	CHIP RES.	330 OHM +- 5% 1/16W
P201	R588		nsp	00MNN05331610	CHIP RES.	330 OHM +- 5% 1/16W
P201	R589		nsp	00MNN05103610	CHIP RES.	10K OHM +- 5% 1/16W
P201	R590		nsp	00MNN05103610	CHIP RES.	10K OHM +- 5% 1/16W
P201	R591		nsp	00MNN05183610	CHIP RES.	18K OHM +- 5% 1/16W
P201	R592		nsp	00MNN05183610	CHIP RES.	18K OHM +- 5% 1/16W
P201	R593		nsp	00MNN05104610	CHIP RES.	100K OHM +- 5% 1/16W
P201	R594		nsp	00MNN05104610	CHIP RES.	100K OHM +- 5% 1/16W
P201	R595		nsp	00MNN05101610	CHIP RES.	100 OHM +- 5% 1/16W
P201	R596		nsp	00MNN05101610	CHIP RES.	100 OHM +- 5% 1/16W
P201	R597		nsp	00MNN05104610	CHIP RES.	100K OHM +- 5% 1/16W
P201	R598		nsp	00MNN05104610	CHIP RES.	100K OHM +- 5% 1/16W
P201	R600		nsp	00MNN05224610	CHIP RES.	220K OHM +- 5% 1/16W
P201	R601		nsp	00MNN05000610	CHIP RES.	0 OHM +- 5% 1/16W
P201	R602		nsp	00MNN05000610	CHIP RES.	0 OHM +- 5% 1/16W
P201	R603		nsp	00MNN05152610	CHIP RES.	1.5K OHM +- 5% 1/16W
P201	R604		nsp	00MNN05000610	CHIP RES.	0 OHM +- 5% 1/16W
P201	R605		nsp	00MNN05000610	CHIP RES.	0 OHM +- 5% 1/16W
P201	R606		nsp	00MNN05000610	CHIP RES.	0 OHM +- 5% 1/16W
P201	R608		nsp	00MNN05000610	CHIP RES.	0 OHM +- 5% 1/16W
P201	R609		nsp	00MNN05220610	CHIP RES.	22 OHM +- 5% 1/16W
P201	R610		nsp	00MNN05220610	CHIP RES.	22 OHM +- 5% 1/16W
P201	R613		nsp	00MNN05220610	CHIP RES.	22 OHM +- 5% 1/16W
P201	R614		nsp	00MNN05220610	CHIP RES.	22 OHM +- 5% 1/16W
P201	R615		nsp	00MNN05220610	CHIP RES.	22 OHM +- 5% 1/16W
P201	R616		nsp	00MNN05220610	CHIP RES.	22 OHM +- 5% 1/16W
P201	R617		nsp	00MNN05220610	CHIP RES.	22 OHM +- 5% 1/16W

NOTE : *nsp* PART IS LISTED FOR REFERENCE ONLY, MARANTZ WILL NOT SUPPLY THESE PARTS.

PWB NAME	POS. NO.	VERS. COLOR	PART NO. (FOR EUR)	PART NO. (MZ)	PART NAME	DESCRIPTION
P201	R618		nsp	00MNN05220610	CHIP RES.	22 OHM +- 5% 1/16W
P201	R619		nsp	00MNN05220610	CHIP RES.	22 OHM +- 5% 1/16W
P201	R620		nsp	00MNN05220610	CHIP RES.	22 OHM +- 5% 1/16W
P201	R621		nsp	00MNN05220610	CHIP RES.	22 OHM +- 5% 1/16W
P201	R622		nsp	00MNN05220610	CHIP RES.	22 OHM +- 5% 1/16W
P201	R623		nsp	00MNN05220610	CHIP RES.	22 OHM +- 5% 1/16W
P201	R624		nsp	00MNN05000610	CHIP RES.	0 OHM +- 5% 1/16W
P201	R625		nsp	00MNN05272610	CHIP RES.	2.7K OHM +- 5% 1/16W
P201	R626		nsp	00MNN05272610	CHIP RES.	2.7K OHM +- 5% 1/16W
P201	R627		nsp	00MNN05272610	CHIP RES.	2.7K OHM +- 5% 1/16W
P201	R628		nsp	00MNN05272610	CHIP RES.	2.7K OHM +- 5% 1/16W
					PANEL UNIT PWB P202 (00MWG39BS202-)	
P202	C650		nsp	00MDK98105200	CER. CAP.	1UF 10V F
P202	C651		nsp	00MDK98104200	CER. CAP.	GRM39F104Z16 0.1UF
P202	C652		nsp	00MDK96103300	CER. CAP.	0.01UF +-10% 50V C1608JB1H103K
P202	C653		nsp	00MDK98105200	CER. CAP.	1UF 10V F
P202	C654		nsp	00MDK98104200	CER. CAP.	GRM39F104Z16 0.1UF
P202	C655		nsp	00MDK96103300	CER. CAP.	0.01UF +-10% 50V C1608JB1H103K
P202	C656		nsp	00MDK98104200	CER. CAP.	GRM39F104Z16 0.1UF
P202	C657		nsp	00MDK96103300	CER. CAP.	0.01UF +-10% 50V C1608JB1H103K
P202	C658		nsp	00MDK98104200	CER. CAP.	GRM39F104Z16 0.1UF
P202	C659		nsp	00MDK96103300	CER. CAP.	0.01UF +-10% 50V C1608JB1H103K
P202	C660		nsp	00MDK98105200	CER. CAP.	1UF 10V F
P202	C661		nsp	00MDK98104200	CER. CAP.	GRM39F104Z16 0.1UF
P202	C662		nsp	00MDK96103300	CER. CAP.	0.01UF +-10% 50V C1608JB1H103K
P202	D652		00MHI10116210	00MHI10116210	L.E.D.	SML-512UW RED LED
P202	D653		00MHI10123210	00MHI10123210	L.E.D.	SML-512DW
P202	D654		00MHI10123210	00MHI10123210	L.E.D.	SML-512DW
P202	D655		00MHI10123210	00MHI10123210	L.E.D.	SML-512DW
P202	D656		00MHI10123210	00MHI10123210	L.E.D.	SML-512DW
P202	D657		00MHI10124210	00MHI10124210	L.E.D.	SML-512MW
P202	D658		00MHI10124210	00MHI10124210	L.E.D.	SML-512MW
P202	D659		00MHI10124210	00MHI10124210	L.E.D.	SML-512MW
P202	D660		00MHI10124210	00MHI10124210	L.E.D.	SML-512MW
P202	D661		00MHI10124210	00MHI10124210	L.E.D.	SML-512MW
P202	D662		00MHI10124210	00MHI10124210	L.E.D.	SML-512MW
P202	D663		00MHI10124210	00MHI10124210	L.E.D.	SML-512MW
P202	D664		00MHI10116210	00MHI10116210	L.E.D.	SML-512UW RED LED
P202	D665		00MHI10123210	00MHI10123210	L.E.D.	SML-512DW
P202	D666		00MHI10123210	00MHI10123210	L.E.D.	SML-512DW
P202	D667		00MHI10123210	00MHI10123210	L.E.D.	SML-512DW
P202	D668		00MHI10123210	00MHI10123210	L.E.D.	SML-512DW
P202	D669		00MHI10124210	00MHI10124210	L.E.D.	SML-512MW
P202	D670		00MHI10124210	00MHI10124210	L.E.D.	SML-512MW
P202	D671		00MHI10124210	00MHI10124210	L.E.D.	SML-512MW
P202	D672		00MHI10124210	00MHI10124210	L.E.D.	SML-512MW
P202	D673		00MHI10124210	00MHI10124210	L.E.D.	SML-512MW
P202	D674		00MHI10124210	00MHI10124210	L.E.D.	SML-512MW
P202	D675		00MHI10124210	00MHI10124210	L.E.D.	SML-512MW
P202	Q650		00MHC10244090	00MHC10244090	IC	NJU3716AM-TE1
P202	Q651		00MHC10244090	00MHC10244090	IC	NJU3716AM-TE1
P202	R647		nsp	00MNN05220610	CHIP RES.	22 OHM +- 5% 1/16W
P202	R648		nsp	00MNN05220610	CHIP RES.	22 OHM +- 5% 1/16W
P202	R649		nsp	00MNN05121610	CHIP RES.	120 OHM +- 5% 1/16W
P202	R650		nsp	00MNN05220610	CHIP RES.	22 OHM +- 5% 1/16W
P202	R651		nsp	00MNN05220610	CHIP RES.	22 OHM +- 5% 1/16W
P202	R652		nsp	00MNN05220610	CHIP RES.	22 OHM +- 5% 1/16W
P202	R653		nsp	00MNN05220610	CHIP RES.	22 OHM +- 5% 1/16W
P202	R654		nsp	00MNN05331610	CHIP RES.	330 OHM +- 5% 1/16W

NOTE : "nsp" PART IS LISTED FOR REFERENCE ONLY, MARANTZ WILL NOT SUPPLY THESE PARTS.

PWB NAME	POS. NO.	VERS. COLOR	PART NO. (FOR EUR)	PART NO. (MZ)	PART NAME	DESCRIPTION
P202	R655		nsp	00MNN05473610	CHIP RES.	47K OHM +- 5% 1/16W
P202	R656		nsp	00MNN05473610	CHIP RES.	47K OHM +- 5% 1/16W
P202	R657		nsp	00MNN05473610	CHIP RES.	47K OHM +- 5% 1/16W
P202	R658		nsp	00MNN05473610	CHIP RES.	47K OHM +- 5% 1/16W
P202	R659		nsp	00MNN05473610	CHIP RES.	47K OHM +- 5% 1/16W
P202	R660		nsp	00MNN05473610	CHIP RES.	47K OHM +- 5% 1/16W
P202	R662		nsp	00MNN05473610	CHIP RES.	47K OHM +- 5% 1/16W
P202	R663		nsp	00MNN05121610	CHIP RES.	120 OHM +- 5% 1/16W
P202	R664		nsp	00MNN05221610	CHIP RES.	220 OHM +- 5% 1/16W
P202	R665		nsp	00MNN05221610	CHIP RES.	220 OHM +- 5% 1/16W
P202	R666		nsp	00MNN05221610	CHIP RES.	220 OHM +- 5% 1/16W
P202	R667		nsp	00MNN05221610	CHIP RES.	220 OHM +- 5% 1/16W
P202	R668		nsp	00MNN05121610	CHIP RES.	120 OHM +- 5% 1/16W
P202	R669		nsp	00MNN05121610	CHIP RES.	120 OHM +- 5% 1/16W
P202	R670		nsp	00MNN05121610	CHIP RES.	120 OHM +- 5% 1/16W
P202	R671		nsp	00MNN05121610	CHIP RES.	120 OHM +- 5% 1/16W
P202	R672		nsp	00MNN05121610	CHIP RES.	120 OHM +- 5% 1/16W
P202	R673		nsp	00MNN05121610	CHIP RES.	120 OHM +- 5% 1/16W
P202	R674		nsp	00MNN05121610	CHIP RES.	120 OHM +- 5% 1/16W
P202	R675		nsp	00MNN05121610	CHIP RES.	120 OHM +- 5% 1/16W
P202	R676		nsp	00MNN05221610	CHIP RES.	220 OHM +- 5% 1/16W
P202	R677		nsp	00MNN05221610	CHIP RES.	220 OHM +- 5% 1/16W
P202	R678		nsp	00MNN05221610	CHIP RES.	220 OHM +- 5% 1/16W
P202	R679		nsp	00MNN05221610	CHIP RES.	220 OHM +- 5% 1/16W
P202	R680		nsp	00MNN05121610	CHIP RES.	120 OHM +- 5% 1/16W
P202	R681		nsp	00MNN05121610	CHIP RES.	120 OHM +- 5% 1/16W
P202	R682		nsp	00MNN05121610	CHIP RES.	120 OHM +- 5% 1/16W
P202	R683		nsp	00MNN05121610	CHIP RES.	120 OHM +- 5% 1/16W
P202	R684		nsp	00MNN05121610	CHIP RES.	120 OHM +- 5% 1/16W
P202	R685		nsp	00MNN05121610	CHIP RES.	120 OHM +- 5% 1/16W
P202	R686		nsp	00MNN05121610	CHIP RES.	120 OHM +- 5% 1/16W
P202	R687		nsp	00MNN05122610	CHIP RES.	1.2K OHM +- 5% 1/16W
P202	R688		nsp	00MNN05181610	CHIP RES.	180 OHM +- 5% 1/16W
P202	R689		nsp	00D2472005990	CHIP RES.	RM73B--241JT +1608
P202	R690		nsp	00D2472006931	CHIP RES.	RM73B--361JT +1608
P202	R691		nsp	00MNN05561610	CHIP RES.	560 OHM +- 5% 1/16W
P202	R692		nsp	00MNN05102610	CHIP RES.	1K OHM +- 5% 1/16W
P202	R693		nsp	00MNN05122610	CHIP RES.	1.2K OHM +- 5% 1/16W
P202	R694		nsp	00MNN05181610	CHIP RES.	180 OHM +- 5% 1/16W
P202	R695		nsp	00D2472005990	CHIP RES.	RM73B--241JT +1608
P202	R696		nsp	00D2472006931	CHIP RES.	RM73B--361JT +1608
P202	R697		nsp	00MNN05561610	CHIP RES.	560 OHM +- 5% 1/16W
P202	R698		nsp	00MNN05102610	CHIP RES.	1K OHM +- 5% 1/16W
P202	R699		nsp	00MNN05121610	CHIP RES.	120 OHM +- 5% 1/16W
P202	S650		00MSP01013950	00MSP01013950	PUSH SW	SKECAFA010 JOINT STEM
P202	S651		00MSP01013320	00MSP01013320	PUSH SW	TACT SWITCH SKHMPW
P202	S652		00MSP01013320	00MSP01013320	PUSH SW	TACT SWITCH SKHMPW
P202	S653		00MSP01013960	00MSP01013960	PUSH SW	SKECFKA010 LED BUILT IN RED
P202	S654		00MSP01013970	00MSP01013970	PUSH SW	SKECFLA010 PURE GREEN
P202	S655		00MSP01013320	00MSP01013320	PUSH SW	TACT SWITCH SKHMPW
P202	S656		00MSP01013320	00MSP01013320	PUSH SW	TACT SWITCH SKHMPW
POWER UNIT PWB P203 (00MWG39BS203-)						
P203	▲C701		00MDF77103500	00MDF77103500	FILM CAP.	! 0.01UF M 250V AC
P203	▲C702		00MDF17224570	00MDF17224570	FILM CAP.	# ECQU2A224ML 0.22UF/250V
P203	▲C705		00MEA12740080	00MEA12740080	ELECT CAP.	! 120UF/400V YOKOOKI
P203	C706		nsp	00MDK98104200	CER. CAP.	GRM39F104Z16 0.1UF
P203	C707		nsp	00MOA47602520	ELECT. CAP.	47 UF M 25V RA-2
P203	▲C710		00MDK17471520	00MDK17471520	CER. CAP.	! DE0910 B 471K -KX 470PF 250V
P203	C711		nsp	00MDK98104200	CER. CAP.	GRM39F104Z16 0.1UF

NOTE : *nsp* PART IS LISTED FOR REFERENCE ONLY, MARANTZ WILL NOT SUPPLY THESE PARTS.

PWB NAME	POS. NO.	VERS. COLOR	PART NO. (FOR EUR)	PART NO. (MZ)	PART NAME	DESCRIPTION
P203	C712		nsp	00MOA47603520	ELECT. CAP.	47UF M 35V RA-2
P203	▲C713		00MDK17681520	00MDK17681520	CER. CAP.	# DE1B3KX681KB5B
P203	C716		nsp	00D2544522783	ELECT CAP.	CE04W1V471MC SMG/RE3
P203	C717		nsp	00MDK98104200	CER. CAP.	GRM39F104Z16 0.1UF
P203	C718		nsp	00MDK96103300	CER. CAP.	0.01UF +-10% 50V C1608JB1H103K
P203	C719		nsp	00MOA10701620	ELECT. CAP.	100 UF M 16V RA-2
P203	C720		00MEF56703520	00MEF56703520	ELECT CAP.	RJH-35V561M15#-S1
P203	C721		00MDK38106010	00MDK38106010	CER. CAP.	10UF 50V F +22-88% GRM32DF51H106ZA01L
P203	C722		nsp	00MDK98104200	CER. CAP.	GRM39F104Z16 0.1UF
P203	C723		nsp	00MDK96472300	CER. CAP.	4700 PF +- 10 % B 50V GR39
P203	C724		00MEF68701610	00MEF68701610	ELECT CAP.	RJH-16V681MH5#-S1
P203	C725		nsp	00MDK98104200	CER. CAP.	GRM39F104Z16 0.1UF
P203	C726		nsp	00MDK96103300	CER. CAP.	0.01UF +-10% 50V C1608JB1H103K
P203	C727		nsp	00MDD95221300	CER. CAP.	220 PF +- 5 % CG 50V GR39
P203	C728		nsp	00MOA33602520	ELECT. CAP.	33 UF M 25V RA-2
P203	C729		nsp	00MDK98104200	CER. CAP.	GRM39F104Z16 0.1UF
P203	C730		nsp	00MDK98104200	CER. CAP.	GRM39F104Z16 0.1UF
P203	C731		nsp	00MDK96103300	CER. CAP.	0.01UF +-10% 50V C1608JB1H103K
P203	C732		nsp	00MDK98104200	CER. CAP.	GRM39F104Z16 0.1UF
P203	C733		00MEF56703520	00MEF56703520	ELECT CAP.	RJH-35V561M15#-S1
P203	C735		nsp	00MDK98104200	CER. CAP.	GRM39F104Z16 0.1UF
P203	C736		nsp	00MOA10601620	ELECT. CAP.	10 UF M 16V RA-2
P203	C737		00MEF56703520	00MEF56703520	ELECT CAP.	RJH-35V561M15#-S1
P203	C739		nsp	00MDK98104200	CER. CAP.	GRM39F104Z16 0.1UF
P203	C740		nsp	00MOA10601620	ELECT. CAP.	10 UF M 16V RA-2
P203	C741		nsp	00MDK98104200	CER. CAP.	GRM39F104Z16 0.1UF
P203	C742		nsp	00MDK98104200	CER. CAP.	GRM39F104Z16 0.1UF
P203	C743		nsp	00MDK98104200	CER. CAP.	GRM39F104Z16 0.1UF
P203	C744		nsp	00MDK98104200	CER. CAP.	GRM39F104Z16 0.1UF
P203	C745		nsp	00MOA10701620	ELECT. CAP.	100 UF M 16V RA-2
P203	C749		nsp	00MDK98104200	CER. CAP.	GRM39F104Z16 0.1UF
P203	C750		nsp	00MOA10605020	ELECT. CAP.	10 UF M 50V RA-2
P203	▲D701		00MHD20031290	00MHD20031290	DIODE	! S1WB(A)60 30A 600V
P203	▲D702		00MHV00001290	00MHV00001290	VARISTOR	! ST03D-170
P203	D704		00MHZ21005000	00MHZ21005000	CHIP DIODE	1SS301,DAN202U UMT
P203	▲D705		00MHW10032320	00MHW10032320	PHOTO UNIT	! PC-123F2 PHOTO CUPLER
P203	▲D706		00MHE10010080	00MHE10010080	DIODE	! FMB26L
P203	D709		00MHZ20058210	00MHZ20058210	CHIP DIODE	RB051L-40
P203	D710		00MHZ20061210	00MHZ20061210	CHIP DIODE	RB160L-40 TE25 SBD 40V 1A PMDS
P203	D711		00MHZ20061210	00MHZ20061210	CHIP DIODE	RB160L-40 TE25 SBD 40V 1A PMDS
P203	D717		00MHZ20002020	00MHZ20002020	CHIP DIODE	MA151WA-(TX)
P203	D718		00MHZ20002210	00MHZ20002210	CHIP DIODE	DAN202K
P203	D721		00D2760683943	00D2760683943	DIODE	UDZS3.6B-TE17
P203	▲F701		00MFS20160200	00MFS20160200	FUSE	# FUSE 1.6A 250V SEMKO VDE
P203	▲F702		00MFS20080200	00MFS20080200	FUSE	# FUSE 0.8A 250V SEMKO VDE
P203	▲G701		00MHV00033020	00MHV00033020	VARISTOR	# ERZV07D471
P203	▲L701		00MLC22260740	00MLC22260740	COIL	# 22MHX2 LINE FILTER
P203	L702		00MLU83103030	00MLU83103030	CHIP INDUCTANCE	CDRH5D28 10UH +- 30%
P203	L703		00MLC11040190	00MLC11040190	COIL	100UH COM.MODE COIL
P203	L704		00D2140195006	00D2140195006	RELAY	RELAY FTR-F1
P203	L705		00MLU80104020	00MLU80104020	CHIP INDUCTANCE	CDRH8D43-101NC
P203	L706		00MLU80104030	00MLU80104030	CHIP INDUCTANCE	CDRH5D28-101
P203	L707		00MLU12103010	00MLU12103010	CHIP INDUCTANCE	NL322522-100K
P203	L708		00MLU80104030	00MLU80104030	CHIP INDUCTANCE	CDRH5D28-101
P203	L709		00MLU12103010	00MLU12103010	CHIP INDUCTANCE	NL322522-100K
P203	▲Q701		nsp	nsp	IC	! MIP3E50MY
P203	▲Q702		00MHC33036590	00MHC33036590	IC	! TL431CZ PROG.VOLTAGE REFERENCE
P203	Q703		00MBA20035210	00MBA20035210	TRS.	DTC114EU
P203	Q704		00MHX300012B0	00MHX300012B0	CHIP TRS.	2SC4081(R.S) 2SC4116(GR.BL)

NOTE : *nsp* PART IS LISTED FOR REFERENCE ONLY, MARANTZ WILL NOT SUPPLY THESE PARTS.

PWB NAME	POS. NO.	VERS. COLOR	PART NO. (FOR EUR)	PART NO. (MZ)	PART NAME	DESCRIPTION
P203	Q705		00MBA20035210	00MBA20035210	TRS.	DTC114EU
P203	▲Q706		00MHC10209210	00MHC10209210	IC	! BD9778HFP
P203	Q707		00MBA20035210	00MBA20035210	TRS.	DTC114EU
P203	▲Q708		00MHC10226210	00MHC10226210	IC	! BA9741FS-E2 2CH DC/DC
P203	▲Q709		00MHX117971A0	00MHX117971A0	CHIP TRS.	! 2SA1797
P203	▲Q710		00MHX117971A0	00MHX117971A0	CHIP TRS.	! 2SA1797
P203	Q711		00MHS39BSN01F	00MHS39BSN01F	U-PRO	UPD78F9222(PMD560)
P203	Q712		00MHC010905K0	00MHC010905K0	IC	TC74LCX125FT(EL.K)
P203	▲Q713		00MHC12252090	00MHC12252090	IC	! NJM2387DL2
P203	Q714		00MBA20035210	00MBA20035210	TRS.	DTC114EU
P203	Q716		00MBA20035210	00MBA20035210	TRS.	DTC114EU
P203	Q717		00MBA20035210	00MBA20035210	TRS.	DTC114EU
P203	▲R701		00MRC05105010	00MRC05105010	RES.	! 1M OHM +-5% 1W RCR60 L15
P203	R702		nsp	00MNN05560610	CHIP RES.	56 OHM +- 5% 1/16W
P203	R703		nsp	00MNN05560610	CHIP RES.	56 OHM +- 5% 1/16W
P203	R704		00MRI05150140	00MRI05150140	CHIP RES.	15 OHM +- 5% 1/4W
P203	R705		nsp	00MNN05150610	CHIP RES.	15 OHM +- 5% 1/16W
P203	R706		nsp	00MNN05562610	CHIP RES.	5.6K OHM +- 5% 1/16W
P203	R707		nsp	00MNN05333610	CHIP RES.	33K OHM +- 5% 1/16W
P203	R708		nsp	00MNN05223610	CHIP RES.	22K OHM +- 5% 1/16W
P203	R710		nsp	00MNN05183610	CHIP RES.	18K OHM +- 5% 1/16W
P203	R711		nsp	00MNN05000610	CHIP RES.	0 OHM +- 5% 1/16W
P203	R712		00MRI05330120	00MRI05330120	CHIP RES.	33 OHM +- 5% 1/2W
P203	R715		nsp	00MNN05000610	CHIP RES.	0 OHM +- 5% 1/16W
P203	R718		nsp	00MNN05000610	CHIP RES.	0 OHM +- 5% 1/16W
P203	R719		00MNI05000110	00MNI05000110	CHIP RES.	0 OHM +- 5% 1/10W
P203	R720		00MNI05000110	00MNI05000110	CHIP RES.	0 OHM +- 5% 1/10W
P203	R721		00MNI05000110	00MNI05000110	CHIP RES.	0 OHM +- 5% 1/10W
P203	R722		00MNI05000110	00MNI05000110	CHIP RES.	0 OHM +- 5% 1/10W
P203	R723		00MNI05000110	00MNI05000110	CHIP RES.	0 OHM +- 5% 1/10W
P203	R724		nsp	00MNN05103610	CHIP RES.	10K OHM +- 5% 1/16W
P203	R725		nsp	00MNN05103610	CHIP RES.	10K OHM +- 5% 1/16W
P203	R726		nsp	00MNN05103610	CHIP RES.	10K OHM +- 5% 1/16W
P203	R727		nsp	00MNN05394610	CHIP RES.	390K OHM +- 5% 1/16W
P203	R728		nsp	00MNN05154610	CHIP RES.	150K OHM +- 5% 1/16W
P203	R729		nsp	00MNN05393610	CHIP RES.	39K OHM +- 5% 1/16W
P203	R730		nsp	00MNN05103610	CHIP RES.	10K OHM +- 5% 1/16W
P203	R731		00MNI05000110	00MNI05000110	CHIP RES.	0 OHM +- 5% 1/10W
P203	R732		00MNI05000110	00MNI05000110	CHIP RES.	0 OHM +- 5% 1/10W
P203	R734		nsp	00MNN05181610	CHIP RES.	180 OHM +- 5% 1/16W
P203	R735		nsp	00MNN05122610	CHIP RES.	1.2K OHM +- 5% 1/16W
P203	R736		nsp	00MNN05183610	CHIP RES.	18K OHM +- 5% 1/16W
P203	R737		nsp	00MNN05103610	CHIP RES.	10K OHM +- 5% 1/16W
P203	R738		nsp	00MNN05393610	CHIP RES.	39K OHM +- 5% 1/16W
P203	R739		nsp	00MNN05103610	CHIP RES.	10K OHM +- 5% 1/16W
P203	R740		nsp	00MNN05103610	CHIP RES.	10K OHM +- 5% 1/16W
P203	R741		nsp	00MNN05103610	CHIP RES.	10K OHM +- 5% 1/16W
P203	R742		nsp	00MNN05683610	CHIP RES.	68K OHM +- 5% 1/16W
P203	R743		nsp	00MNN05000610	CHIP RES.	0 OHM +- 5% 1/16W
P203	R744		nsp	00MNN05103610	CHIP RES.	10K OHM +- 5% 1/16W
P203	R745		nsp	00MNN05222610	CHIP RES.	2.2K OHM +- 5% 1/16W
P203	R746		nsp	00MNN05103610	CHIP RES.	10K OHM +- 5% 1/16W
P203	R747		nsp	00MNN05103610	CHIP RES.	10K OHM +- 5% 1/16W
P203	R748		nsp	00MNN05393610	CHIP RES.	39K OHM +- 5% 1/16W
P203	R749		nsp	00MNN05183610	CHIP RES.	18K OHM +- 5% 1/16W
P203	R750		nsp	00MNN05182610	CHIP RES.	1.8K OHM +- 5% 1/16W
P203	R751		nsp	00MNN05183610	CHIP RES.	18K OHM +- 5% 1/16W
P203	R752		nsp	00MNN05221610	CHIP RES.	220 OHM +- 5% 1/16W
P203	R753		nsp	00MNN05221610	CHIP RES.	220 OHM +- 5% 1/16W

NOTE : *nsp* PART IS LISTED FOR REFERENCE ONLY, MARANTZ WILL NOT SUPPLY THESE PARTS.

PWB NAME	POS. NO.	VERS. COLOR	PART NO. (FOR EUR)	PART NO. (MZ)	PART NAME	DESCRIPTION
P203	R754		nsp	00MNN05221610	CHIP RES.	220 OHM +- 5% 1/16W
P203	R755		nsp	00MNN05221610	CHIP RES.	220 OHM +- 5% 1/16W
P203	R756		nsp	00MNN05104610	CHIP RES.	100K OHM +- 5% 1/16W
P203	R757		nsp	00MNN05104610	CHIP RES.	100K OHM +- 5% 1/16W
P203	R758		nsp	00MNN05104610	CHIP RES.	100K OHM +- 5% 1/16W
P203	R759		nsp	00MNN05103610	CHIP RES.	10K OHM +- 5% 1/16W
P203	R760		nsp	00MNN05104610	CHIP RES.	100K OHM +- 5% 1/16W
P203	R761		nsp	00MNN05104610	CHIP RES.	100K OHM +- 5% 1/16W
P203	R762		nsp	00MNN05104610	CHIP RES.	100K OHM +- 5% 1/16W
P203	R763		nsp	00MNN05104610	CHIP RES.	100K OHM +- 5% 1/16W
P203	R764		nsp	00MNN05104610	CHIP RES.	100K OHM +- 5% 1/16W
P203	R765		nsp	00MNN05104610	CHIP RES.	100K OHM +- 5% 1/16W
P203	R766		nsp	00MNN05104610	CHIP RES.	100K OHM +- 5% 1/16W
P203	R767		nsp	00MNN05000610	CHIP RES.	0 OHM +- 5% 1/16W
P203	R768		nsp	00MNN05000610	CHIP RES.	0 OHM +- 5% 1/16W
P203	R769		00MNI05000110	00MNI05000110	CHIP RES.	0 OHM +- 5% 1/10W
P203	R770		nsp	00MNN05103610	CHIP RES.	10K OHM +- 5% 1/16W
P203	R771		nsp	00MNN05681610	CHIP RES.	680 OHM +- 5% 1/16W
P203	R772		nsp	00MNN05102610	CHIP RES.	1K OHM +- 5% 1/16W
P203	R773		nsp	00MNN05102610	CHIP RES.	1K OHM +- 5% 1/16W
P203	R774		nsp	00MNN05104610	CHIP RES.	100K OHM +- 5% 1/16W
P203	R777		nsp	00MNN05104610	CHIP RES.	100K OHM +- 5% 1/16W
P203	R778		nsp	00MNN05104610	CHIP RES.	100K OHM +- 5% 1/16W
P203	R779		nsp	00MNN05104610	CHIP RES.	100K OHM +- 5% 1/16W
P203	R780		nsp	00MNN05220610	CHIP RES.	22 OHM +- 5% 1/16W
P203	R781		nsp	00MNN05220610	CHIP RES.	22 OHM +- 5% 1/16W
P203	R782		nsp	00MNN05220610	CHIP RES.	22 OHM +- 5% 1/16W
P203	R783		nsp	00MNN05220610	CHIP RES.	22 OHM +- 5% 1/16W
P203	R784		nsp	00MNN05220610	CHIP RES.	22 OHM +- 5% 1/16W
P203	R790		nsp	00MNN05104610	CHIP RES.	100K OHM +- 5% 1/16W
P203	R791		nsp	00MNN05000610	CHIP RES.	0 OHM +- 5% 1/16W
P203	R792		nsp	00MNN05103610	CHIP RES.	10K OHM +- 5% 1/16W
P203	R793		nsp	00MNN05332610	CHIP RES.	3.3K OHM +- 5% 1/16W
P203	R794		nsp	00MNN05000610	CHIP RES.	0 OHM +- 5% 1/16W
P203	R799		nsp	00MNN05473610	CHIP RES.	47K OHM +- 5% 1/16W
P203	▲ S701		00MSP02012310	00MSP02012310	PUSH SW	# SDDFE10100 POWER SWITCH
P203	▲ T701		00MTS12900090	00MTS12900090	TRANSF.	# ER28 SW TRANS FOR PMD570
					HP JACK UNIT PWB P204 (00MWG39BS204-)	
P204	C801		nsp	00MOA47601620	ELECT. CAP.	47 UF M 16V RA-2
P204	C802		nsp	00MOA47601620	ELECT. CAP.	47 UF M 16V RA-2
P204	C803		nsp	00MOA47601620	ELECT. CAP.	47 UF M 16V RA-2
P204	C804		nsp	00MOA47601620	ELECT. CAP.	47 UF M 16V RA-2
P204	C805		nsp	00MDD95220300	CER. CAP.	22 PF +- 5 % CG 50V GR39
P204	C806		nsp	00MDD95220300	CER. CAP.	22 PF +- 5 % CG 50V GR39
P204	C807		nsp	00MDK98104200	CER. CAP.	GRM39F104Z16 0.1UF
P204	C808		nsp	00MDK98104200	CER. CAP.	GRM39F104Z16 0.1UF
P204	C809		nsp	00MOA22701620	ELECT. CAP.	220 UF M 16V RA-2
P204	C810		nsp	00MOA22701620	ELECT. CAP.	220 UF M 16V RA-2
P204	C813		nsp	00MDK96222300	CER. CAP.	2200PF (GR39)
P204	C814		nsp	00MDK96222300	CER. CAP.	2200PF (GR39)
P204	C815		nsp	00MDD95470300	CER. CAP.	47 PF +- 5 % CG 50V GR39
P204	C816		nsp	00MDD95470300	CER. CAP.	47 PF +- 5 % CG 50V GR39
P204	C817		nsp	00MDK98104200	CER. CAP.	GRM39F104Z16 0.1UF
P204	C818		nsp	00MDK98104200	CER. CAP.	GRM39F104Z16 0.1UF
P204	D801		00MHZ20002210	00MHZ20002210	CHIP DIODE	DAN202K
P204	D802		00MHZ20001210	00MHZ20001210	CHIP DIODE	DAP202K
P204	J802		00MYJ01080220	00MYJ01080220	JACK	YKB21-5265 6.3MM STEREO PHONE
P204	L801		00MFC90020110	00MFC90020110	FERRITE CORE	BLM11B601S CHIP FERRITE
P204	L802		00MFC90020110	00MFC90020110	FERRITE CORE	BLM11B601S CHIP FERRITE

NOTE : *nsp* PART IS LISTED FOR REFERENCE ONLY, MARANTZ WILL NOT SUPPLY THESE PARTS.

PWB NAME	POS. NO.	VERS. COLOR	PART NO. (FOR EUR)	PART NO. (MZ)	PART NAME	DESCRIPTION
P204	L803		00MFC90020110	00MFC90020110	FERRITE CORE	BLM11B601S CHIP FERRITE
P204	L804		00MFC90020110	00MFC90020110	FERRITE CORE	BLM11B601S CHIP FERRITE
P204	L805		00MFC90020110	00MFC90020110	FERRITE CORE	BLM11B601S CHIP FERRITE
P204	Q801		00MHC10045090	00MHC10045090	IC	NJM4556AM-TE1
P204	Q802		00MHX333261A0	00MHX333261A0	CHIP TRS.	2SC3326 A CHIP
P204	Q803		00MHX333261A0	00MHX333261A0	CHIP TRS.	2SC3326 A CHIP
P204	Q804		00MHX333261A0	00MHX333261A0	CHIP TRS.	2SC3326 A CHIP
P204	Q805		00MHX333261A0	00MHX333261A0	CHIP TRS.	2SC3326 A CHIP
P204	R800		00MNI05000110	00MNI05000110	CHIP RES.	0 OHM +- 5% 1/10W
P204	R801		00MRM01031250	00MRM01031250	VAR. RES.	RK0971220 10K A (D-CUT REV)
P204	R802		00MNI05000110	00MNI05000110	CHIP RES.	0 OHM +- 5% 1/10W
P204	R803		nsp	00MNN05223610	CHIP RES.	22K OHM +- 5% 1/16W
P204	R804		nsp	00MNN05223610	CHIP RES.	22K OHM +- 5% 1/16W
P204	R805		nsp	00MNN05153610	CHIP RES.	15K OHM +- 5% 1/16W
P204	R806		nsp	00MNN05153610	CHIP RES.	15K OHM +- 5% 1/16W
P204	R807		nsp	00MNN05473610	CHIP RES.	47K OHM +- 5% 1/16W
P204	R808		nsp	00MNN05473610	CHIP RES.	47K OHM +- 5% 1/16W
P204	R811		nsp	00MNN05820610	CHIP RES.	82 OHM +- 5% 1/16W
P204	R812		nsp	00MNN05820610	CHIP RES.	82 OHM +- 5% 1/16W
P204	R813		nsp	00MNN05473610	CHIP RES.	47K OHM +- 5% 1/16W
P204	R814		nsp	00MNN05473610	CHIP RES.	47K OHM +- 5% 1/16W
P204	R815		nsp	00MNN05820610	CHIP RES.	82 OHM +- 5% 1/16W
P204	R816		nsp	00MNN05820610	CHIP RES.	82 OHM +- 5% 1/16W
P204	R817		nsp	00MNN05000610	CHIP RES.	0 OHM +- 5% 1/16W
P204	R818		nsp	00MNN05000610	CHIP RES.	0 OHM +- 5% 1/16W
P204	R821		nsp	00MNN05000610	CHIP RES.	0 OHM +- 5% 1/16W
P204	R822		nsp	00MNN05271610	CHIP RES.	270 OHM +- 5% 1/16W
P204	R823		nsp	00MNN05271610	CHIP RES.	270 OHM +- 5% 1/16W
P204	R824		nsp	00MNN05271610	CHIP RES.	270 OHM +- 5% 1/16W
P204	R825		nsp	00MNN05271610	CHIP RES.	270 OHM +- 5% 1/16W
P204	R826		nsp	00MNN05103610	CHIP RES.	10K OHM +- 5% 1/16W
P204	R827		nsp	00MNN05103610	CHIP RES.	10K OHM +- 5% 1/16W
						ACC LED UNIT PWB P205 (00MWG39BS205-)
P205	D900		00MHI10118210	00MHI10118210	L.E.D.	SML-A12MT(GREEN)
P205	R900		nsp	00MNN05121610	CHIP RES.	120 OHM +- 5% 1/16W
P205	S900		00MSC01010500	00MSC01010500	SW	SPPB62 DETECTOR SW
						JOG UNIT PWB P206 (00MWG39BS206-)
P206	R931		nsp	00MNN05000610	CHIP RES.	0 OHM +- 5% 1/16W
P206	R932		nsp	00MNN05000610	CHIP RES.	0 OHM +- 5% 1/16W
P206	S930		00MSR03030060	00MSR03030060	ROTARY SW	EC11B20244 V L=15MM
						STB LED UNIT PWB P207 (00MWG39BS207-)
P207	D970		00MHI10125210	00MHI10125210	L.E.D.	SML-311BBT
P207	R970		nsp	00MNN05181610	CHIP RES.	180 OHM +- 5% 1/16W

NOTE : "nsp" PART IS LISTED FOR REFERENCE ONLY, MARANTZ WILL NOT SUPPLY THESE PARTS.