marantz

SCHEMATIC DIAGRAM FOR Model RX163

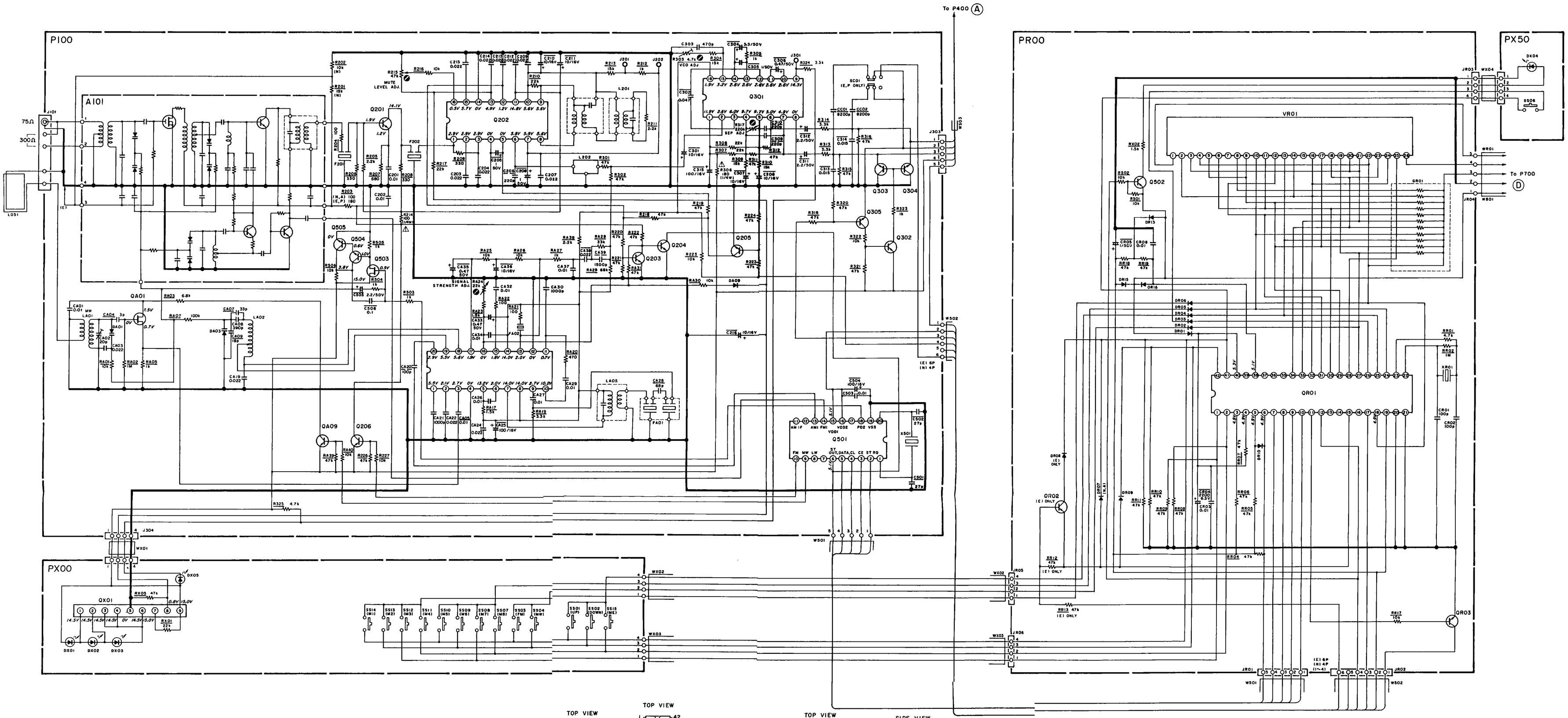

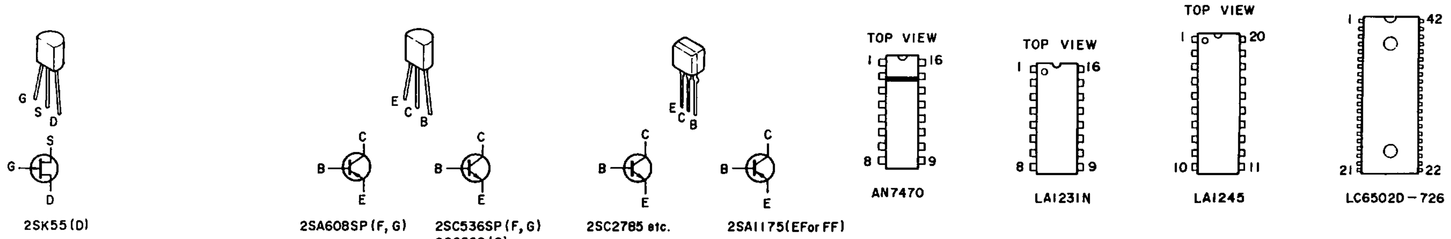

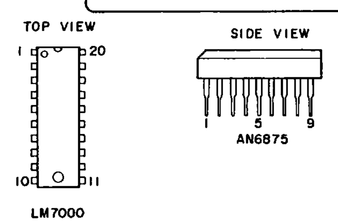

QR01	HC10163030	LC6502D-726
QR03	HT30001000	2SC2785, ETC
Q502	HT10001000	2SA933SLN, ETC
QX01	HC10065020	AN6875
QA01	HF20055100	2SK55 (D)
QA03	HC10058030	LA1245
QA09, Q206, Q302, QR02	HT10001000	2SA608SP (F,G) 2SA1175 (F,E), ETC
Q201	HT30829100	2SC829 (C)
Q202	HC10028030	LA1231N
Q301	HC10046020	AN7470
Q501	HC10164030	LM7000
Q203 ~ Q205, Q504 Q303 ~ Q305, Q505	HT30001000	2SC536SP (F,G) 2SC2785 (F,E), ETC
DX01 ~ DX03, DX05	Hi10043020	LN210RP
DX04	Hi10039020	LN230RPP
DA01, DA03	HD40006030	SVC321SP
DR01 ~ DR10 DR13, DR15, DR16, DA09	HD20015210	1SS133

F001	FS10063800	FUSE 630mA 250V
L001	TS16805010	POWER TRANSF. [N, A]
L001	TS16806030	POWER TRANSF. [E, P]
L051	LA00015020	ANT COIL LOOP
SS01 ~ SS04	SP01010970	PUSH SWITCH TACT
SS06 ~ SS15	SP01010970	PUSH SWITCH TACT
VR01	HQ30705060	DISPLAY UNIT
RE10 ~ RE14	RS02540160	VARIABLE 250KΩ
A101	AV01202130	V.H.F. TUNER FRONT END [E]
A101	AV01202180	V.H.F. TUNER FRONT END [N, A]
CA02	CT12000090	TRIMMING 20pF

LA01	LA10295140	ANT COIL MW
LA02	LO10013170	OSC COIL MW
LA05	LI10013210	I.F.T. AM
L201	LI20029040	I.F.T. FM DET
L202	LS10295030	M.P.X. COIL [N, A]
RA24	RA02230600	TRIMMING 22KΩ
R215	RA04730600	TRIMMING 47KΩ
R303	RA04720600	TRIMMING 4.7KΩ
R317	RA02240600	TRIMMING 220KΩ
X501	XI01150010	CRYSTAL 7.2MHz
SS51 ~ SS55	SP01010970	PUSH SWITCH FUNCTION
S001	SP01010660	PUSH SWITCH POWER
RG22	RX02040120	VARIABLE 200KΩ

"SERVICE INFORMATION IS FOR USE BY QUALIFIED RERSONNEL ONLY – ANY MISADJUSTMENT OR MISALIGNMENT MAY BE TREATED AS A NON-WARRANTY REPAIR BY ANY MARANTZ SERVICE CENTRE – "

Kind of Common Parts

RESISTOR

R*** (1) GD05 - - - 140, Carbon film fixed resistor, ±5% 1/4W
R*** (2) GD05 - - - 160, Carbon film fixed resistor, ±5% 1/6W

C*** : **CERAMIC CAP.**
(1) DD1 - - - - 370, Ceramic condenser, disc type (titan condenser) Temp. coeff. P350 ~ N1000 50V

C*** : **CERAMIC CAP.**
(1) DK16 - - - 300, High dielectric constant ceramic condenser, disc type (titan variable) Temp. chara. 2B4 50V

C*** : **ELECTROLY CAP. (⧺) / FILM CAP. (⧻)**
(1) EA - - - - - - 10, Electrolytic condenser, one-way lead type, tolerance ±20%
(2) DF15 - - - 350, Plastic film condenser, one-way type, Mylar, ±5% 50V

* In case of ordering the common parts, please establish the correct parts number of 10 figures by the procedure "ASSIGNMENT OF COMMON PARTS CODES"

NOTE ON SAFETY :
Symbol ⚠ Fire or electrical shock hazard. Only original parts should be used to replace any part marked with symbol ⚠. Any other component substitution (other than original type), may increase risk of fire or electrical shock hazard.

Components and wiring are subject t to change for modification without notice.

ARCHIEF Documentatiecentrum NVHR

Ned. Ver. v. Historie v/d Radio
Met dank aan Paul Huneker

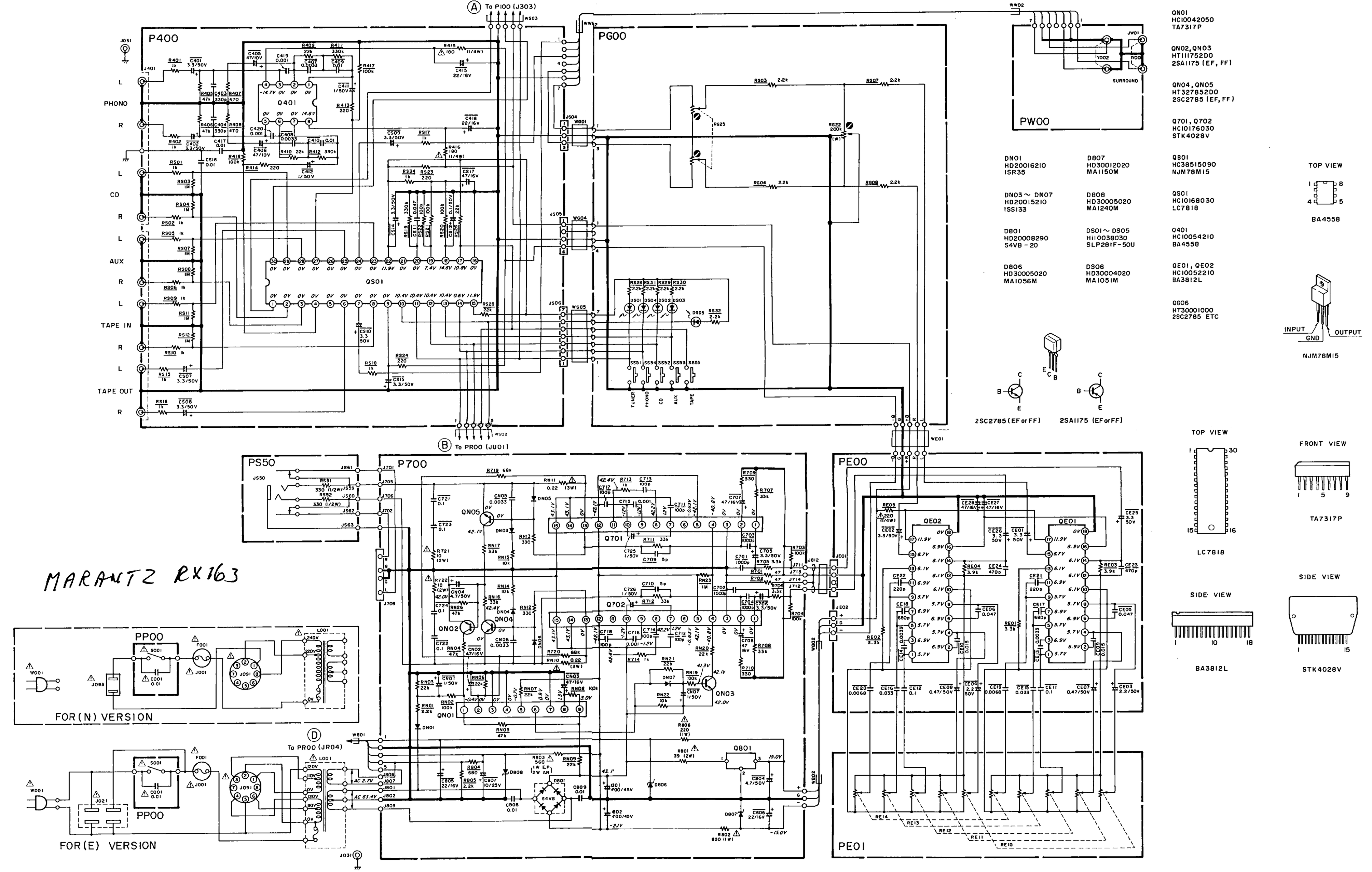
MARANTZ RX163
P400
PG00
PW00
PS50
P700
PE00
PE01
PP00
FOR(N) VERSION
FOR(E) VERSION
To P100 (J303)
To PR00 (JU01)
To PR00 (JR04)
PHONO
CD
AUX
TAPE IN
TAPE OUT
TUNER
SURROUND
QN01
HC10042050
TA7317P
QN02, QN03
HT111752D0
2SA1175 (EF, FF)
QN04, QN05
HT327852D0
2SC2785 (EF, FF)
Q701, Q702
HC10176030
STK4028V
DN01
HD20016210
1SR35
DN03 ~ DN07
HD20015210
1SS133
D801
HD20008290
S4VB-20
D806
HD30005020
MA1056M
D807
HD30012020
MA1150M
D808
HD30005020
MA1240M
DS01 ~ DS05
HI10038030
SLP281F-50U
DS06
HD30004020
MA1051M
Q801
HC10054210
BA4558
QE01, QE02
HC10052210
BA3812L
Q606
HT30001000
2SC2785 ETC
TOP VIEW
BA4558
INPUT
GND
OUTPUT
NJM78M15
2SC2785 (EF or FF)
2SA1175 (EF or FF)
TOP VIEW
LC7818
FRONT VIEW
TA7317P
SIDE VIEW
BA3812L
SIDE VIEW
STK4028V