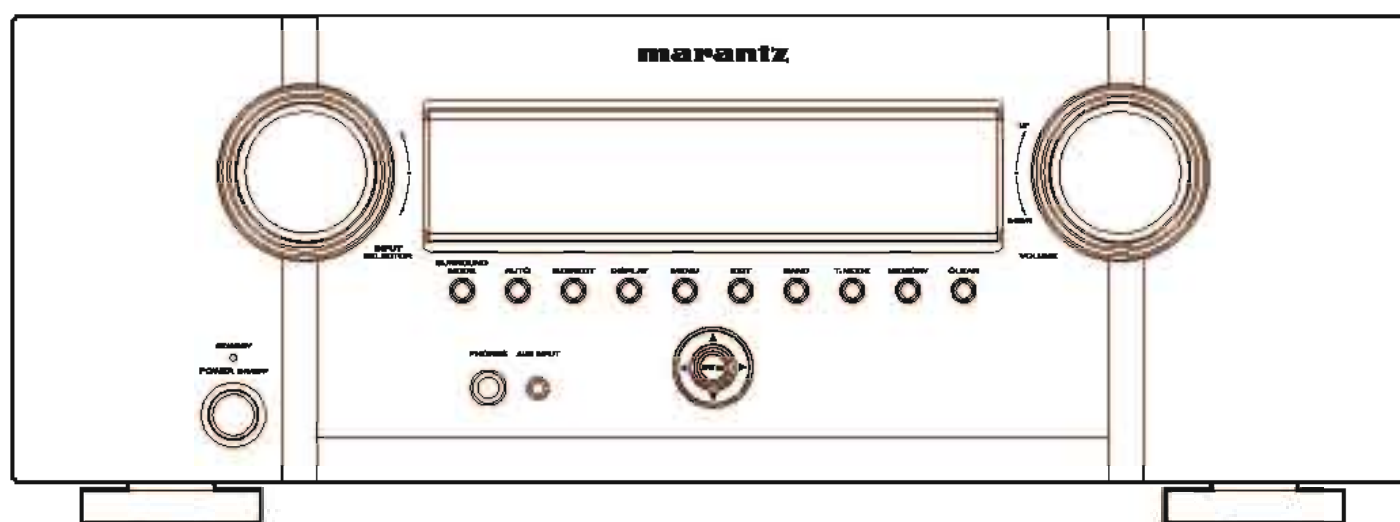


Service Manual

SR3053 /s1B/K1SG/S1SG

AV Surround Receiver



SR3053

TABLE OF CONTENTS

SECTION	PAGE
1. TECHNICAL SPECIFICATIONS.....	1
2. TECHNICAL DESCRIPTION.....	4
3. POWER AMPLIFIER ADJUSTMENT.....	5
4. SERVICE MODE.....	6
5. SYSTEM ERROR.....	7
6. UPDATE FIRMWARE.....	11
7. WIRING DIAGRAM.....	19
8. BLOCK DIAGRAM.....	21
9. SCHEMATIC DIAGRAM.....	25
10. PARTS LOCATION.....	39
11. EXPLODED VIEW AND PARTS LIST.....	51
12. MICROPROCESSOR AND IC DATA.....	55
13. ELECTRICAL PARTS LIST.....	70
14. AFTER REPLACEMENT OF U-PRO OR FLASH ROM.....	99

Please use this service manual with referring to the user guide (D.F.U.) without fail.
修理の際は、必ず取扱説明書を準備し操作方法を確認の上作業を行ってください。

marantz®

SR3053

MARANTZ DESIGN AND SERVICE

Using superior design and selected high grade components, **MARANTZ** company has created the ultimate in stereo sound. Only original **MARANTZ** parts can insure that your **MARANTZ** product will continue to perform to the specifications for which it is famous.

Parts for your **MARANTZ** equipment are generally available to our National Marantz Subsidiary or Agent.

ORDERING PARTS :

Parts can be ordered either by mail or by Fax.. In both cases, the correct part number has to be specified.

The following information must be supplied to eliminate delays in processing your order :

1. Complete address
2. Complete part numbers and quantities required
3. Description of parts
4. Model number for which part is required
5. Way of shipment
6. Signature : any order form or Fax. must be signed, otherwise such part order will be considered as null and void.

USA

MARANTZ AMERICA, INC
100 CORPORATE DRIVE
MAHWAH, NEW JERSEY 07430
USA

EUROPE / TRADING

D&M EUROPE B. V.
P. O. BOX 8744, BUILDING SILVERPOINT
BEEMDSTRAAT 11, 5653 MA EINDHOVEN
THE NETHERLANDS
PHONE : +31 - 40 - 2507844
FAX : +31 - 40 - 2507860

CANADA

D&M Canada Inc.
5-505 APPLE CREEK BLVD.
MARKHAM, ONTARIO L3R 5B1
CANADA
PHONE : 905 - 415 - 9292
FAX : 905 - 475 - 4159

JAPAN

D&M Holdings Inc.
D&M BUILDING, 2-1 NISSHIN-CHO,
KAWASAKI-KU, KAWASAKI-SHI,
KANAGAWA, 210-8569 JAPAN

株式会社 ディーアンドエムホールディングス

本社 〒210-8569
神奈川県川崎市川崎区日進町2-1 D&Mビル



KOREA

D&M SALES AND MARKETING KOREA LTD.
CHUNG JIN B/D., #1001,
53-5, WONHYORO 3 GA, YONGSAN-GU,
SEOUL, 140-719, KOREA
PHONE : +82 - 2 - 323 - 2155
FAX : +82 - 2 - 323 - 2154


CHINA

D&M SALES AND MARKETING SHANGHAI LTD.
ROOM.808 SHANGHAI AIRPORT CITY TERMINAL
NO.1600 NANJING (WEST) ROAD, SHANGHAI,
CHINA. 200040
TEL : 021 - 6248 - 5151
FAX : 021 - 6248 - 4434

NOTE ON SAFETY :

Symbol  Fire or electrical shock hazard. Only original parts should be used to replaced any part marked with symbol . Any other component substitution (other than original type), may increase risk of fire or electrical shock hazard.

安全上の注意 :

がついている部品は、安全上重要な部品です。必ず指定されている部品番号のものを使用して下さい。

SHOCK, FIRE HAZARD SERVICE TEST :

CAUTION : After servicing this appliance and prior to returning to customer, measure the resistance between either primary AC cord connector pins (with unit NOT connected to AC mains and its Power switch ON), and the face or Front Panel of product and controls and chassis bottom.

Any resistance measurement less than 1 Megohms should cause unit to be repaired or corrected before AC power is applied, and verified before it is return to the user/customer.

Ref. UL Standard No. 60065.

In case of difficulties, do not hesitate to contact the Technical Department at above mentioned address.

1. TECHNICAL SPECIFICATIONS

FM TUNER SECTION

Frequency Range 87.5 MHz to 108.0 MHz
 Usable Sensitivity (IHF, 16.4 dBf) 1.8 μ V
 Signal to Noise Ratio (Mono/Stereo) 75 dB / 70 dB
 Distortion (Mono/Stereo) 0.2 % / 0.3 %
 Stereo Separation 1 kHz 45 dB
 Alternate Channel Selectivity \pm 300 kHz 60 dB
 Image Rejection 98 MHz 70 dB
 Tuner Output Level (1 kHz, \pm 40 kHz Dev) 500 mV

AM TUNER SECTION

Frequency Range 522 kHz to 1620 kHz
 Signal to Noise Ratio 50 dB
 Usable Sensitivity (Loop Antenna) 400 μ V/m
 Distortion 400 Hz, 30 % Mod. 0.5 %
 Selectivity \pm 18 kHz 70 dB

AUDIO SECTION

Power Output
 5 ch \times 170 W at 6 ohm, 1kHz, 1 ch driven (JEITA)
 Power Output (20 Hz – 20 kHz/THD=0.08%)
 Front L&R (8 ohm load, Per channel) 80 W
 Center (8 ohm load, Per channel) 80 W
 Surround L&R (8 ohm load, Per channel) 80 W
 Input Sensitivity/Impedance 180 mV / 47 k Ω
 Signal to Noise Ratio (Analog Input / Pure Direct) 100 dB
 Frequency Response
 (Analog Input / Pure Direct) 8 Hz to 80 kHz (\pm 3 dB)
 (Digital Input / 96 kHz PCM) 8 Hz to 45 kHz (\pm 3 dB)

VIDEO

Television Format NTSC/PAL
 Input Level/Impedance 1 Vp-p / 75 Ω
 Output Level/Impedance 1 Vp-p / 75 Ω
 Video Frequency Response 5 Hz to 8 MHz (- 1 dB)
 Video Frequency (Component) 5 Hz to 80 MHz (- 1 dB)
 S/N 60 dB
 HDMI
 Version 1.3a [INPUT]

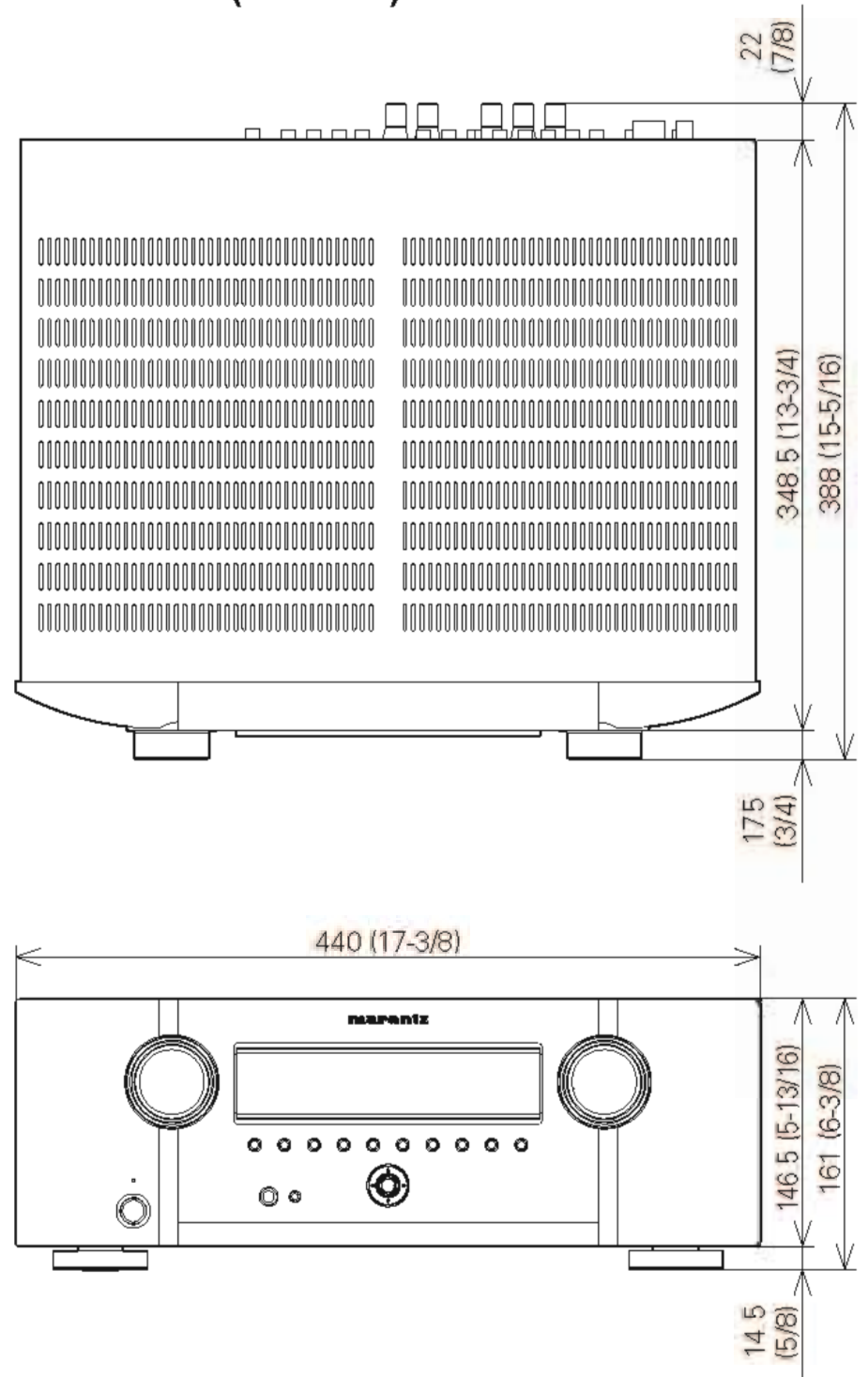
GENERAL

Power Requirement AC 230 V 50 Hz / 60 Hz
 Power Consumption 250 W
 Standby Power Consumption (Normal) 0.5 W

ACCESSORIES

Remote Control Unit RC005SR 1
 AAA-size batteries 2
 FM Antenna 1
 AM Loop Antenna 1
 AC Power Cord 1
 User guide 1

Dimensions (unit: mm)



Weight: 9.6 kg (21.2 lb)

The relation between the selected surround mode and the input signal

The surround mode is selected with the surround mode selector on this unit or the remote controller. However, the sound you hear is subject to the relationship between the selected surround mode and input signal. That relationship is as follows;

Surround mode	Input Signal	Decoding	Output Channel				Front information display	
			L/R	C	SL/SR	SW	Signal format indicators	Channel status
AUTO	Dolby Surr EX	Dolby Digital 5.1	○	○	○	○	ⓧ D EX	L, R, C, SL, SR, SW
	Dolby D (5.1ch)	Dolby Digital 5.1	○	○	○	○	ⓧ D	L, R, C, SL, SR, SW
	Dolby D (2ch)	Dolby Digital 2.0	○	-	-	-	ⓧ D	L, R
	Dolby D (2ch Surr)	Pro Logic II Movie	○	○	○	○	ⓧ D	L, R, C, SL, SR, SW
	Dolby D (1ch)	Dolby Digital 1.0	-	○	-	-	ⓧ D	C
	DTS-ES	DTS 5.1	○	○	○	○	ⓧ dts ES	L, R, C, SL, SR, SW
	DTS 96/24	DTS 5.1	○	○	○	○	ⓧ dts	L, R, C, SL, SR, SW
	DTS (5.1ch)	DTS 5.1	○	○	○	○	ⓧ dts	L, R, C, SL, SR, SW
	DTS (2ch)	DTS 2.0	○	-	-	-	ⓧ dts	L, R
	DTS (1ch)	DTS 1.0	-	○	-	-	ⓧ dts	C
	PCM (Audio)	PCM (Stereo)	○	-	-	-	PCM	L, R
	PCM 96KHz	PCM (96KHz Stereo)	○	-	-	-	PCM	L, R
	HDCD	PCM (Stereo)	○	-	-	-	PCM	L, R
	Analog	Stereo	○	-	-	-		L, R
S DIRECT	Dolby Surr EX	Dolby Digital 5.1	○	○	○	○	ⓧ D EX	L, R, C, SL, SR, SW
	Dolby D (5.1ch)	Dolby Digital 5.1	○	○	○	○	ⓧ D	L, R, C, SL, SR, SW
	Dolby D (2ch)	Dolby Digital 2.0	○	-	-	-	ⓧ D	L, R
	Dolby D (2ch Surr)	Pro Logic II Movie	○	○	○	○	ⓧ D	L, R, C, SL, SR, SW
	Dolby D (1ch)	Dolby Digital 2.0	-	○	-	-	ⓧ D	C
	DTS-ES	DTS 5.1	○	○	○	○	ⓧ dts ES	L, R, C, SL, SR, SW
	DTS 96/24	DTS 5.1	○	○	○	○	ⓧ dts	L, R, C, SL, SR, SW
	DTS (5.1ch)	DTS 5.1	○	○	○	○	ⓧ dts	L, R, C, SL, SR, SW
	DTS (2ch)	DTS 2.0	○	-	-	-	ⓧ dts	L, R
	DTS (1ch)	DTS 1.0	-	○	-	-	ⓧ dts	C
	PCM (Audio)	PCM (Stereo)	○	-	-	-	PCM	L, R
	PCM 96KHz	PCM (96KHz Stereo)	○	-	-	-	PCM	L, R
	HDCD	PCM (Stereo)	○	-	-	-	PCM	L, R
	Analog	Stereo	○	-	-	-		L, R
DOLBY (PL II movie) (PL II music) (Pro-Logic)	Dolby Surr EX	Dolby Digital 5.1	○	○	○	○	ⓧ D EX	L, R, C, SL, SR, SW
	Dolby D (5.1ch)	Dolby Digital 5.1	○	○	○	○	ⓧ D	L, R, C, SL, SR, SW
	Dolby D (2ch)	Pro Logic II	○	○	○	○	ⓧ D	L, R, C, SL, SR, SW
	Dolby D (2ch Surr)	Pro Logic II	○	○	○	○	ⓧ D	L, R, C, SL, SR, SW
	Dolby D (1ch)	Pro Logic II	-	○	-	-	ⓧ D	C
	DTS-ES	-	-	-	-	-		
	DTS 96/24	-	-	-	-	-		
	DTS (5.1ch)	-	-	-	-	-		
	DTS (2ch)	-	-	-	-	-		
	DTS (1ch)	-	-	-	-	-		
	PCM (Audio)	Pro Logic II	○	○	○	○	PCM	L, R, C, SL, SR, SW
	PCM 96KHz	Pro Logic II	○	○	○	○	PCM	L, R, C, SL, SR, SW
	HDCD	Pro Logic II	○	○	○	○	PCM	L, R, C, SL, SR, SW
	Analog	Pro Logic II	○	○	○	○		L, R, C, SL, SR, SW
DTS	Dolby Surr EX	-	-	-	-	-		
	Dolby D (5.1ch)	-	-	-	-	-		
	Dolby D (2ch)	-	-	-	-	-		
	Dolby D (2ch Surr)	-	-	-	-	-		
	Dolby D (1ch)	-	-	-	-	-		
	DTS-ES	DTS 5.1	○	○	○	○	ⓧ dts ES	L, R, C, SL, SR, SW
	DTS 96/24	DTS 5.1	○	○	○	○	ⓧ dts	L, R, C, SL, SR, SW
	DTS (5.1ch)	DTS 5.1	○	○	○	○	ⓧ dts	L, R, C, SL, SR, SW
	DTS (2ch)	DTS 2.0	○	-	-	-	ⓧ dts	L, R
	DTS (1ch)	DTS 1.0	-	○	-	-	ⓧ dts	C
	PCM (Audio)	-	-	-	-	-		
	PCM 96KHz	-	-	-	-	-		
	HDCD	-	-	-	-	-		
	Analog	-	-	-	-	-		

Surround mode	Input Signal	Decoding	Output Channel				Front information display	
			L/R	C	SL/SR	SW	Signal format indicators	Channel status
VIRTUAL (Ref2) (Wide2)	Dolby Surr EX	Virtual	○	-	-	-	■ D EX	L, R
	Dolby D (5 1ch)	Virtual	○	-	-	-	■ D	L, R
	Dolby D (2ch)	Virtual	○	-	-	-	■ D	L, R
	Dolby D (2ch Surr)	Virtual	○	-	-	-	■ D	L, R
	Dolby D (1ch)	Virtual	○	-	-	-	■ D	L, R
	DTS-ES	Virtual	○	-	-	-	dts ES	L, R
	DTS 96/24	Virtual	○	-	-	-	dts	L, R
	DTS (5 1ch)	Virtual	○	-	-	-	dts	L, R
	DTS (2ch)	Virtual	○	-	-	-	dts	L, R
	DTS (1ch)	Virtual	○	-	-	-	dts	L, R
	PCM (Audio)	Virtual	○	-	-	-	PCM	L, R
	PCM 96KHz	Virtual	○	-	-	-	PCM	L, R
	HDCD	Virtual	○	-	-	-	PCM	L, R
	Analog	Virtual	○	-	-	-		L, R
DSP SURROUND (HALL) (ROCK) (JAZZ)	Dolby Surr EX	-	-	-	-	-		
	Dolby D (5 1ch)	-	-	-	-	-		
	Dolby D (2ch)	-	-	-	-	-		
	Dolby D (2ch Surr)	-	-	-	-	-		
	Dolby D (1ch)	-	-	-	-	-		
	DTS-ES	-	-	-	-	-		
	DTS 96/24	-	-	-	-	-		
	DTS (5 1ch)	-	-	-	-	-		
	DTS (2ch)	-	-	-	-	-		
	DTS (1ch)	-	-	-	-	-		
	PCM (Audio)	-	○	○	○	○	PCM	L, R, C, SL, SR, SW
	PCM 96KHz	-	○	○	○	○	PCM	L, R, C, SL, SR, SW
	HDCD	-	○	○	○	○	PCM	L, R, C, SL, SR, SW
	Analog	-	○	○	○	○		L, R, C, SL, SR, SW
STEREO	Dolby Surr EX	Stereo	○	-	-	-	■ D EX	L, R
	Dolby D (5 1ch)	Stereo	○	-	-	-	■ D	L, R
	Dolby D (2ch)	Stereo	○	-	-	-	■ D	L, R
	Dolby D (2ch Surr)	Stereo	○	-	-	-	■ D	L, R
	Dolby D (1ch)	Stereo	○	-	-	-	■ D	L, R
	DTS-ES	Stereo	○	-	-	-	dts ES	L, R
	DTS 96/24	Stereo	○	-	-	-	dts	L, R
	DTS (5 1ch)	Stereo	○	-	-	-	dts	L, R
	DTS (2ch)	Stereo	○	-	-	-	dts	L, R
	DTS (1ch)	Stereo	○	-	-	-	dts	L, R
	PCM (Audio)	Stereo	○	-	-	-	PCM	L, R
	PCM 96KHz	Stereo	○	-	-	-	PCM	L, R
	HDCD	PCM (Stereo)	○	-	-	-	PCM	L, R
	Analog	Stereo	○	-	-	-		L, R

* : Depending on the particular setup, there may be differences compared to the information contained in these tables.

Abbreviations

L/R : Front speakers
C : Center speaker
SL/SR : Surround speakers
SubW : Sub woofer speaker

Notes

- Dolby Digital (2 ch: Lt/Rt): signal with Dolby Surround flag Speakers are full set.
- No sound outputs from the surround speaker, center speaker and subwoofer if the DVD disc has no surround data.

2. TECHNICAL DESCRIPTION



Manufactured under license under U.S. Patent No's: 5,451,942; 5,956,674; 5,974,380; 5,978,762; 6,487,535 & other U.S. and worldwide patents issued & pending. DTS and DTS Digital Surround are registered trademarks and the DTS logos and Symbol are trademarks of DTS, Inc. © 1996-2008 DTS, Inc. All Rights Reserved.

dts Digital Surround

DTS was introduced in 1994 to provide 5.1 channels of discrete digital audio into home theater systems.

DTS brings you premium quality discrete multichannel digital sound to both movies and music.

DTS is a multichannel sound system designed to create full range digital sound reproduction.

The no compromise DTS digital process sets the standard of quality for cinema sound by delivering an exact copy of the studio master recordings to neighborhood and home theaters.

Now, every moviegoer can hear the sound exactly as the moviemaker intended.

DTS can be enjoyed in the home for either movies or music on of DVD's, Blu-ray disc's, and CD's.



Dolby Digital identifies the use of Dolby Digital audio coding for such consumer formats as DVD and DTV. As with film sound, Dolby Digital can provide up to five full-range channels for left, center, and right screen channels, independent left and right surround channels, and a sixth (".1") channel for low-frequency effects.

Dolby Surround Pro Logic II is an improved matrix decoding technology that provides better spatiality and directionality on Dolby Surround program material; provides a convincing three-dimensional soundfield on conventional stereo music recordings; and is ideally suited to bring the surround experience to automotive sound. While conventional surround programming is fully compatible with Dolby Surround Pro Logic II decoders, soundtracks will be able to be encoded specifically to take full advantage of Pro Logic II playback, including separate left and right surround channels. (Such material is also compatible with conventional Pro Logic decoders.)



Dolby Virtual Speaker is a technology certified by Dolby Laboratories that creates a virtualized surround sound experience from two speakers using a multichannel Dolby Digital source. Additionally, Dolby Virtual Speaker can simulate the surround sound effect produced by Dolby Pro Logic or Dolby Pro Logic II.

Dolby Virtual Speaker retains all the original Multichannel audio information and provides the listener with the sensation of being surrounded by additional speakers.

Manufactured under license from Dolby Laboratories. "Dolby", "Pro Logic", and the double-D symbol are trademarks of Dolby Laboratories.



HDMI, the **HDMI** and High-Definition Multimedia Interface are trademarks or registered trademarks of HDMI Licensing LLC.

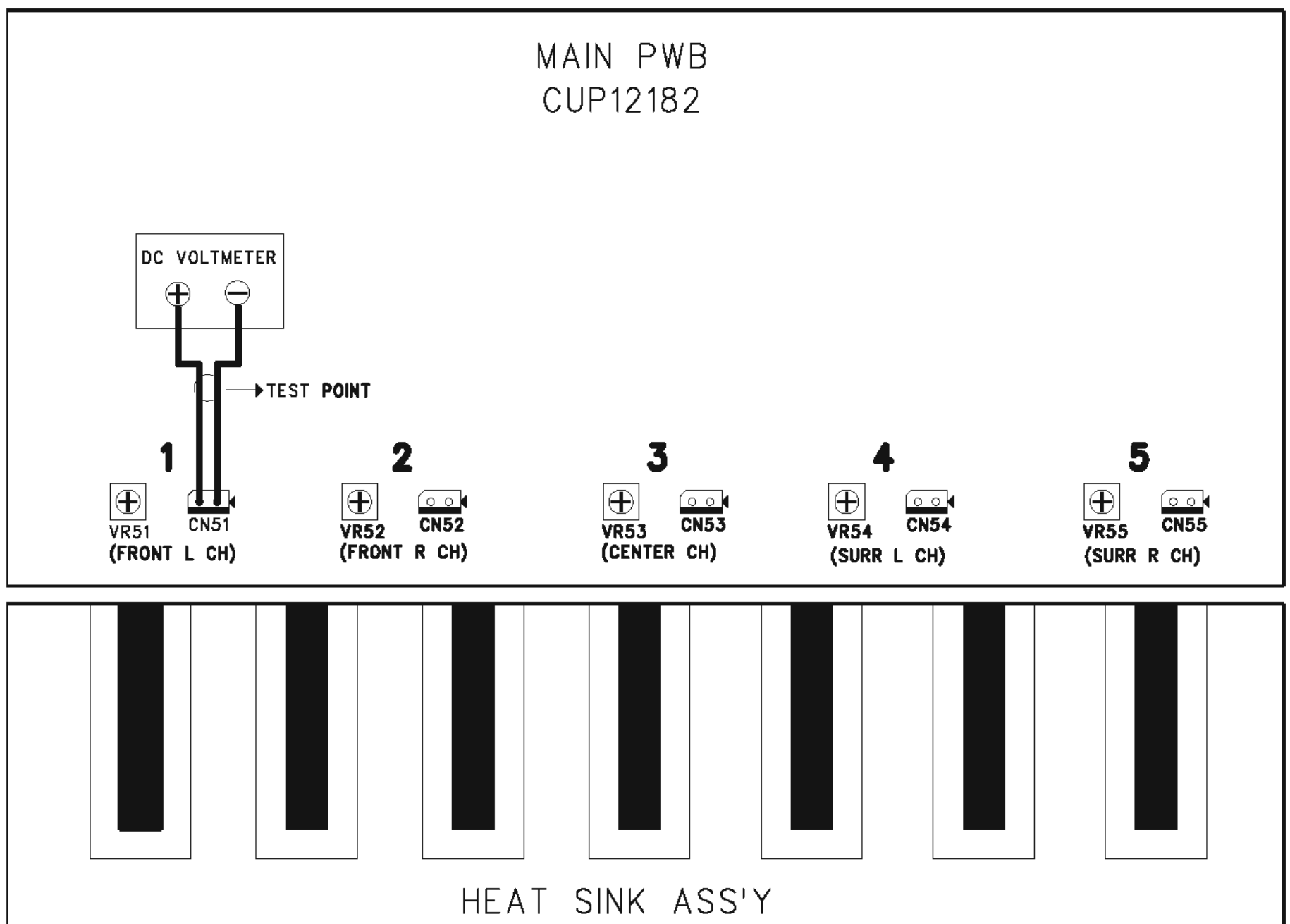
3. POWER AMPLIFIER ADJUSTMENT

Idling Current Alignment

1. Each of the measurement points are provided with the two test points. Set a digital Voltage meter to DC voltage input, connect the meter to the test points at both contact points.
2. After the setup above, turn on the main switch.
3. Adjust variable resistors (VR51 - VR55) according to the digital voltmeter readings. The target setting value is the following table for each channels.

Settings :

- Master Volume — Minimum
- Speaker out — No Load
- Top lid — OPEN



DC Voltmeter < Connect to CN5X >

No.	Channel	Measurement Point	Alignment Point
1	Front Left	CN51	VR51 or VR5X
2	Front Right	CN52	VR52 or VR5X
3	Center	CN53	VR53 or VR5X
4	Surr. Left	CN54	VR54 or VR5X
5	Surr. Right	CN55	VR55 or VR5X

Time Table of Idling Current Rise

After Timing On.	Measurement Voltage (CN5X)
5 min	5 mV +/- 0.5mV
10 min	5 mV +/- 0.5mV
20 min	5 mV +/- 0.5mV
30 min	5 mV +/- 0.5mV
40 min	5 mV +/- 0.5mV
50 min	5 mV +/- 0.5mV
60 min	5 mV +/- 0.5mV

4. SERVICE MODE

Microprocessor (IC21) Version and FLD Segment Check Mode.

1. While the power is on, **AUTO**, **CLEAR** and **EXIT** buttons simultaneously more than 3 seconds.
The FL display shows "SERVICE " for 2 seconds then shows the model name.

	S	E	R	V	I	C	E	
--	---	---	---	---	---	---	---	--

	S	R	3	0	5	3	
--	---	---	---	---	---	---	--

2. Press **ENTER** button, The software version of the microprocessor (IC21) is displayed in the format below.

0	9	0	4	1	5	A	0	L
---	---	---	---	---	---	---	---	---

└─ Year ─┘ └─ Month ─┘ └─ Date ─┘ └─ No related with version ─┘

3. Press **ENTER** button again, Serial Number that is written in the factory is displayed.

9	3	6	X	X	X	X	X	X
---	---	---	---	---	---	---	---	---

└─ Production Year ─┘ └─ Production Week ─┘ └─ Serial number for each version ─┘

4. Press **ENTER** button again, The left half, right half and center of the label area in the FLD light on and off each other.
5. Press **ENTER** button again, The segments of the character area in the FLD flick in checker pattern.
6. Press **ENTER** button again, All the FL segments turns off.

Factory Reset

To reset the back up memory of the unit into the default status, follow the procedure below.

1. Turn of the unit and press **CLEAR** and **SURROUND MODE** button simultaneously more than 3 seconds.
2. After "DEFAULT" is displayed on FLD, power is turned off once and turned of again, EEPROM is cleared to the default status, microprocessor is reset and the unit returns to the normal status.

Note : When the unit is shipped from the factory, the procedure above must be done to set the unit to initial status after the tests.

5. SYSTEM ERROR

1. Trouble in EEP-ROM (INPUT PWB / IC22) Interface

E E P R O M E R R

- If the communication error that ACK did not return by communication with EEP-ROM (INPUT PWB / IC22) occurred 2 seconds and more.

CHECK POINTS OF SCHEMATIC

- 1) Turn the power on. Are the IIC Clock Line (IC21/92pin-IC22/6pin) normal ?
- 2) Turn the power on. Are the IIC Data Line (IC21/93pin-IC22/5pin) normal ?
- 3) Is 3.3V voltage supplied to 8pin of IC22 ?
- 4) When no problem to the above 1) - 3), please replace IC22.

2. Trouble in Protection

- When unusual states, such as overload of Power Amp and DC output, are detected. The unusual detection method is the following.

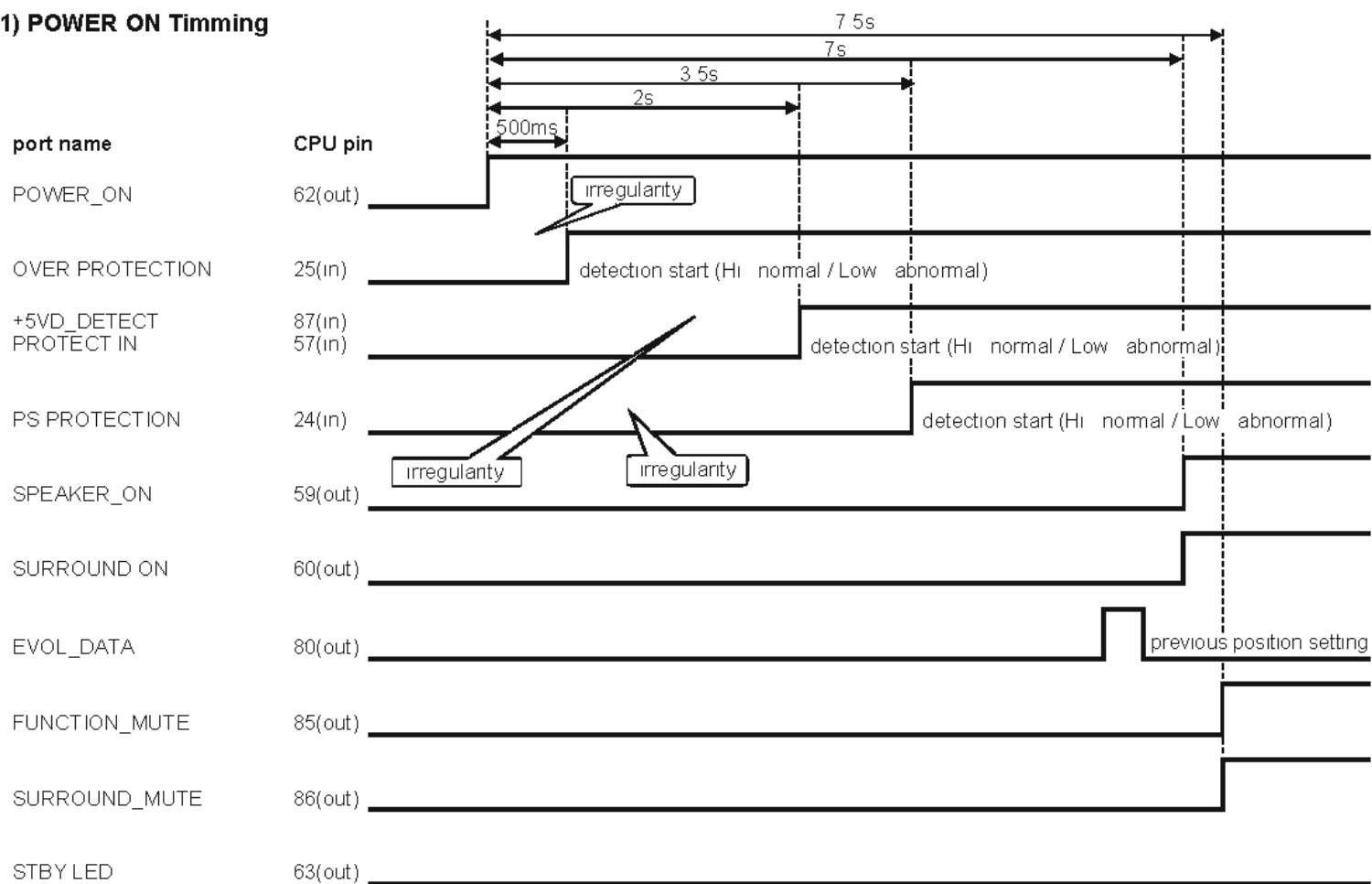
A. STANDBY LED on Front Panel is put into the state of blinking at 0.5 sec intervals. After the AC code is pulled out and opened once to make it to power supply ON again when entering this state, it does with the remote control or Standby button of Front Panel.

B. STANDBY LED on Front Panel is put into the state of blinking at 0.125sec intervals. When this condition, The operation which enters FACTORY MODE is done, PROTECT MODE release is performed and it Power ON once again.

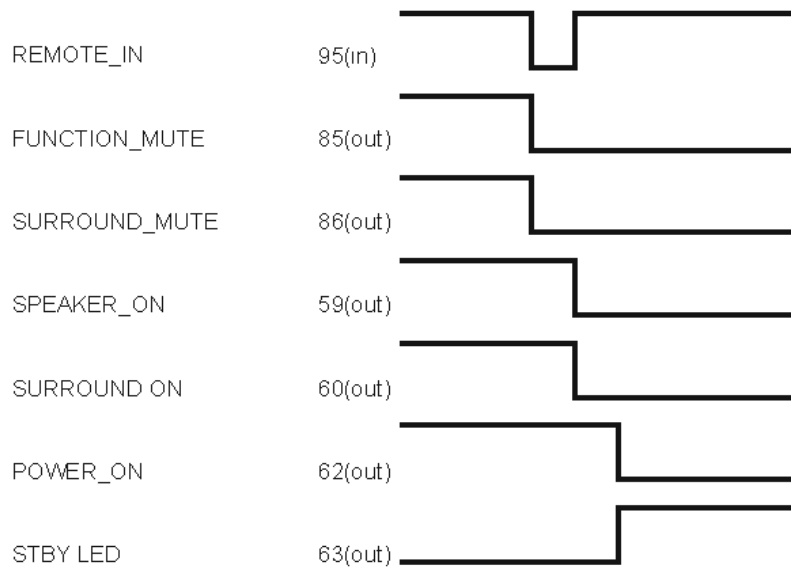
SURROUND MODE + CLEAR + EXIT Press button 3 sec

A set is broken in the flash state of the 0.125sec interval, so please never make the user do this release operation.

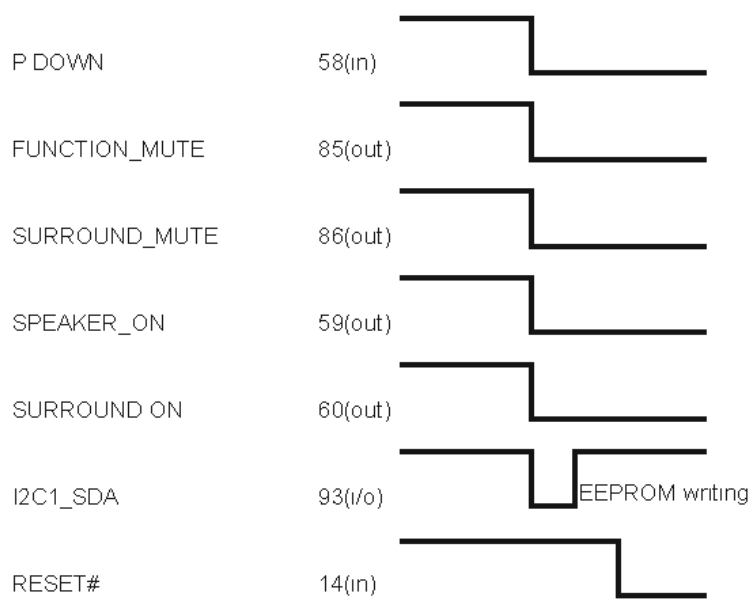
(1) POWER ON Timing



(2) Stand-by Timming

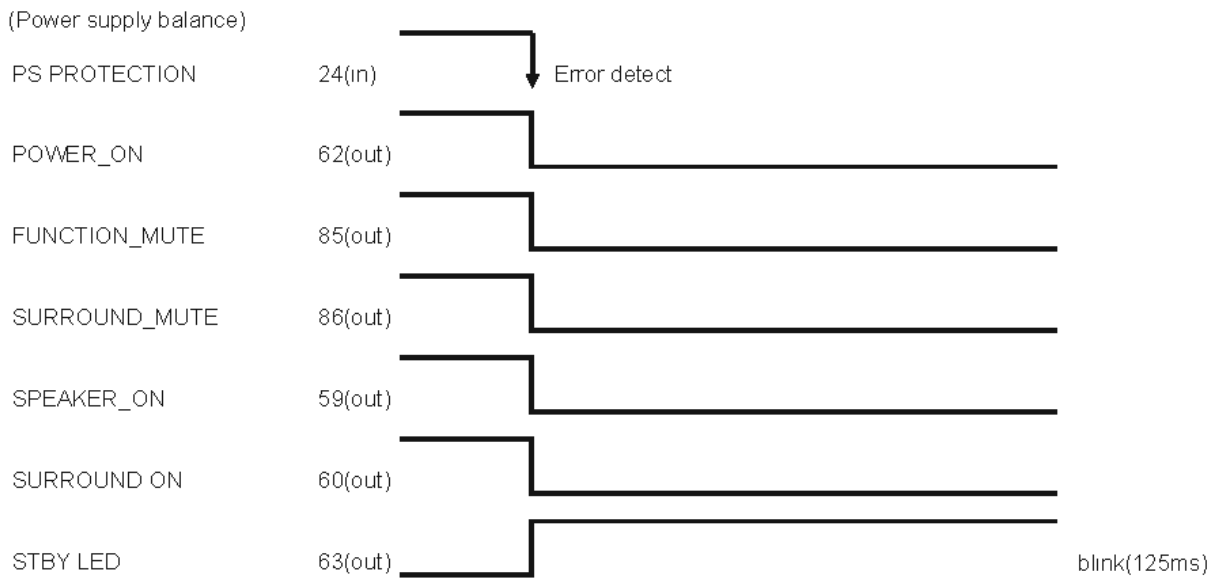


(3) POWER OFF Timming

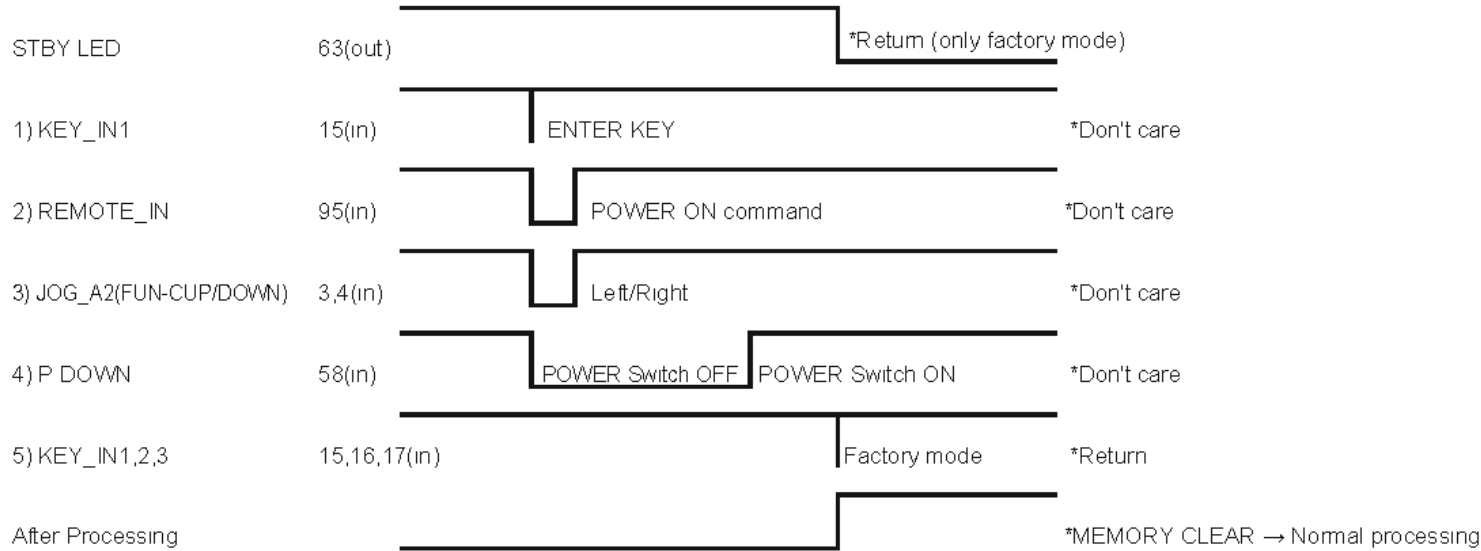


***Protection Priority**
(PS PROTECTION > OVER PROTECTION > PROTECT IN)

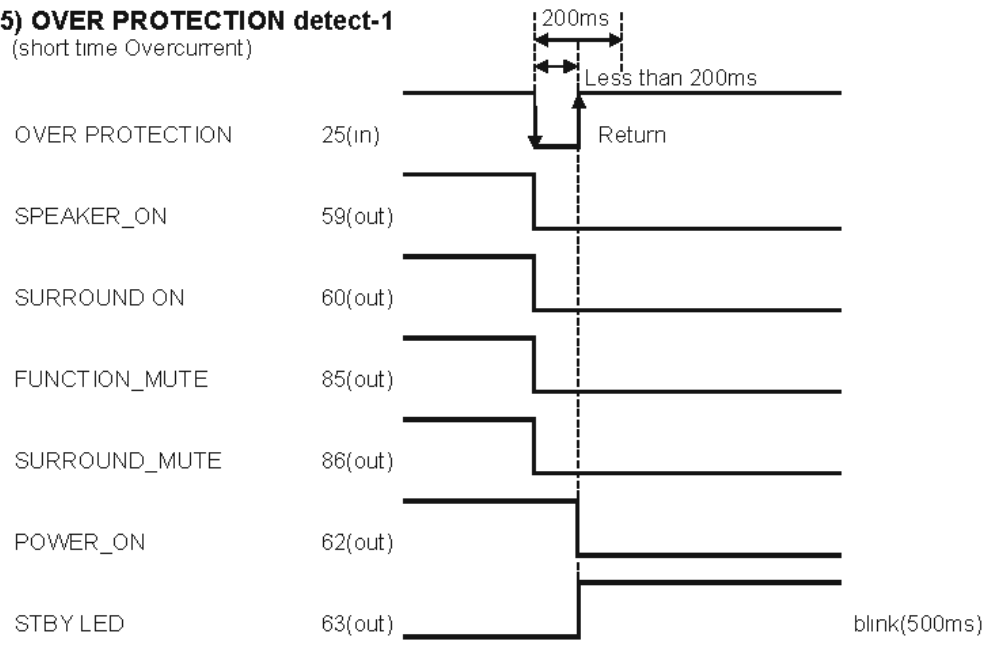
(4) PS PROTECTION detect



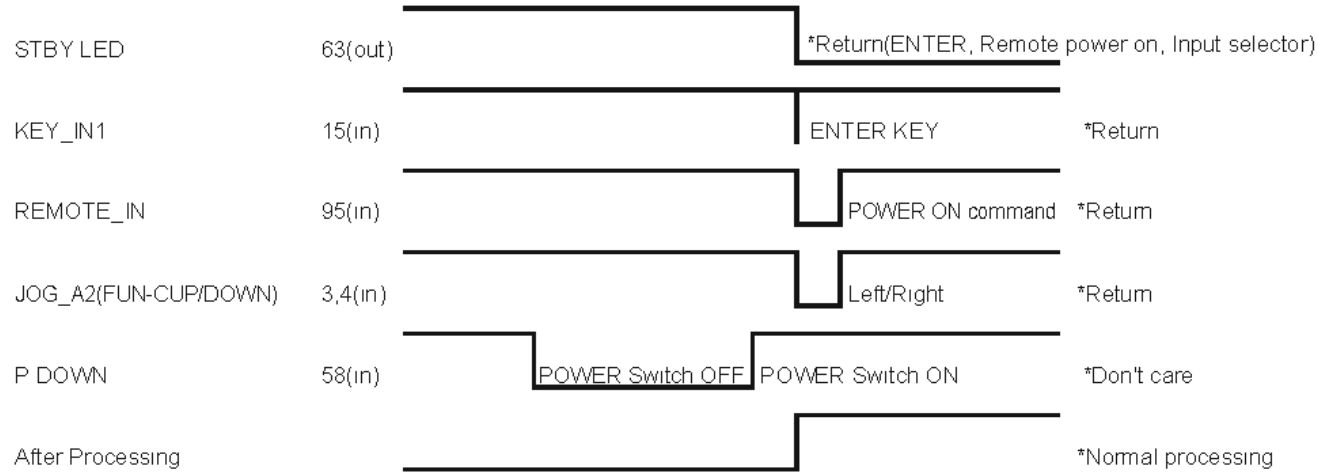
*Return condition(Timming Don't care)



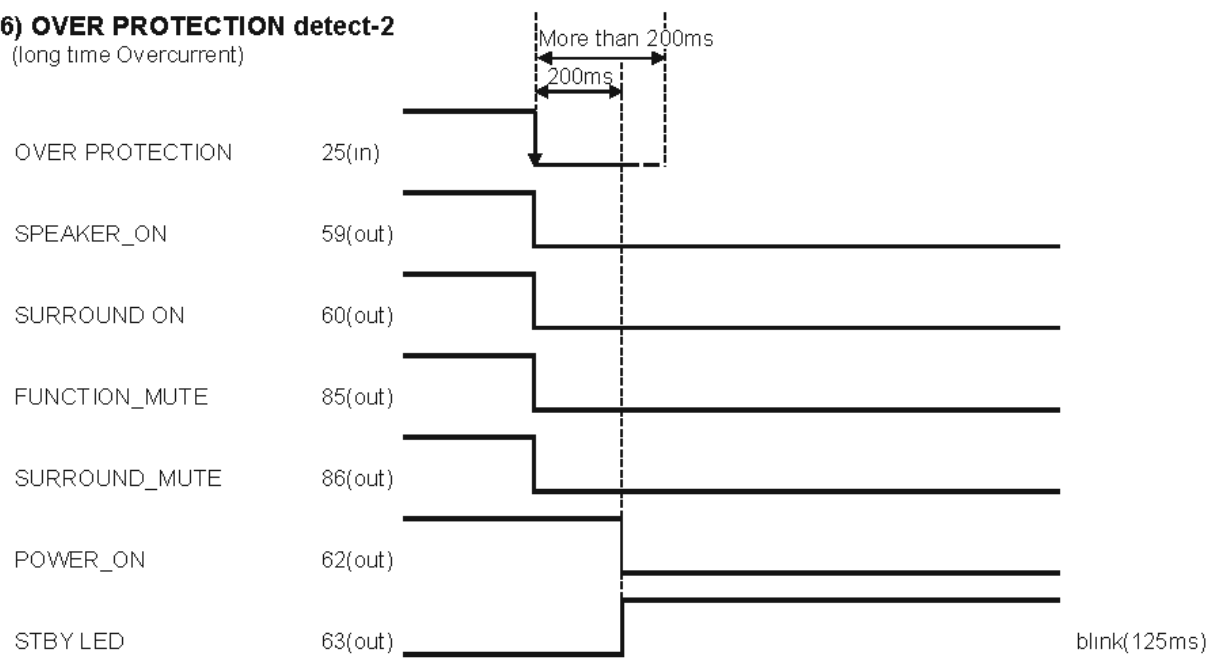
(5) OVER PROTECTION detect-1
(short time Overcurrent)



*Return condition (Timing Don't care)



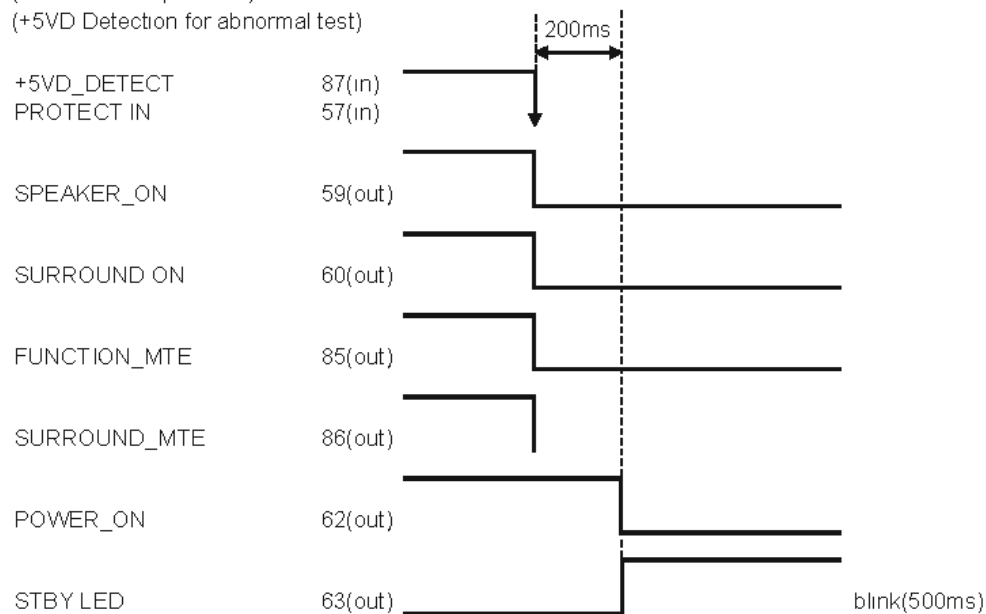
(6) OVER PROTECTION detect-2
(long time Overcurrent)



*Return condition (same as PS PROTECTION)

(7)-1 PROTECT IN & +5VD_DETECT

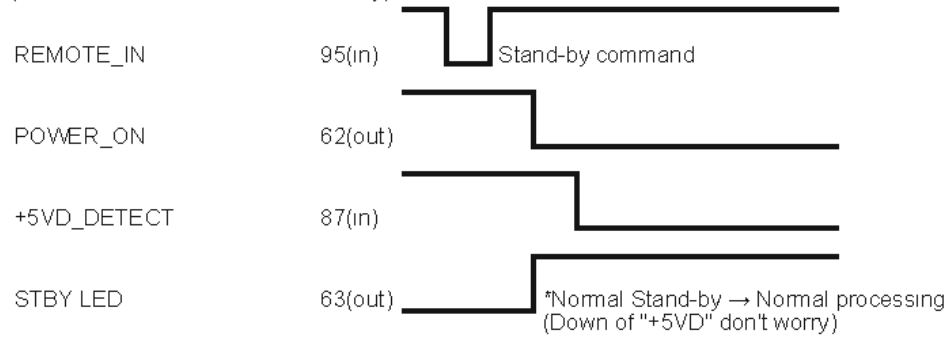
(DC offset/Temperature)
(+5VD Detection for abnormal test)



*Return condition (same as OVER PROTECTION detect-1)

(7)-2 +5VD_DETECT

(+5VD Detection for normal Stand-by)



3. Trouble in HDMI ERR (HDMI PWB / IC91) Interface.

H D M I E R R

- If the communication error that ACK did not return by communication with HDMI (HDMI PWB/IC91) occurred 2 seconds and more.

CHECK POINTS OF SCHEMATIC

- 1) See the FFC cable insertion on PWB.(HDMI PWB/CN45 to INPUT PWB/CN25)
- 2) Turn the power On, Are the IIC Clock Line (IC21/92Pin - IC91/15Pin) normal?
- 3) Turn the power On, Are the IIC Data Line (IC21/93Pin - IC91/14Pin) normal?
- 4) Is +1.8VH voltage supplied to 6, 17, 29, 33, 37, 49, 57, 73 pins of IC91?
- 5) Is +3.3VH voltage supplied to 23, 35, 43, 55, 63 pins of IC91?
- 6) When no problem to the above 1) - 5), please replace.

4. Trouble in DSP ERR (DSP PWB / IC41) Interface.

D S P E R R

- If the communication error that DATA did not return by communication with DSP ERROR(DSP PWB/IC41) occurred 2 seconds and more.

CHECK POINTS OF SCHEMATIC

- 1) Turn the power On, Are the Chip select Line (IC21/29Pin - IC41/96Pin) normal?
- 2) Turn the power On, Are the DSP reset Line (IC21/33Pin - IC41/93Pin) normal?
- 3) Is +3V3 voltage supplied to 18, 33, 44, 60, 73, 91, 113, 136 pins of IC41?
- 4) Is +1V8 voltage supplied to 10, 24, 54, 66, 83, 98, 119, 130 pins of IC41?
- 5) When no problem to the above 1) - 4), please replace.

5. Trouble in CODEC ERR (CODEC PWB / IC31) Interface.

C O D E C E R R

- If the communication error that DATA did not return by communication with CODEC ERROR(CODEC PWB/IC31) occurred 2 seconds and more.

CHECK POINTS OF SCHEMATIC

- 1) Turn the power On, Are the Chip select Line (IC21/5Pin - IC31/10Pin) normal?
- 2) Turn the power On, Are the Codec reset Line (IC21/36Pin - IC31/93Pin) normal?
- 3) Is +3V3 voltage supplied to 4, 6, 51, 53 pins of IC31?
- 4) Is +5VD voltage supplied to 24, 41 pins of IC31?
- 5) When no problem to the above 1) - 4), please replace.

6. Trouble in Function Memory (EEPROM).

F U N E R R O R

- If the communication error that DATA did not return by communication and wrong write with FUN ERROR(INPUT PWB/IC22) occurred 2 seconds and more.

CHECK POINTS OF SCHEMATIC

- 1) Factory rest and Default rest.
- 2) When no problem to the above 1), please replace.

6. UPDATE FIRMWARE

Software for CPU can be updated.

Have update application software. ("STMicroelectronics flash loader.exe")

Update CPU's software to internal Flash-ROM.

This mode is to update the software for CPU.

The target device is internal flash ROM of CPU (IC21) on INPUT PCB.

The unit becomes the boot mode by connecting the DATA UPDATE KIT with FFC.

NECESSARY EQUIPMENT

The following items are required for updating.

RS232C Dsub-9 pin cable (female to female/Straight type)

Windows PC (2000, XP) with RS-232C port

DATA UPDATE KIT (part no. 90M-SR4001JIG)

Update software to CPU.

Use RS232C Dsub-9 pin cable (female to female/Straight type) to connect PC and the unit.

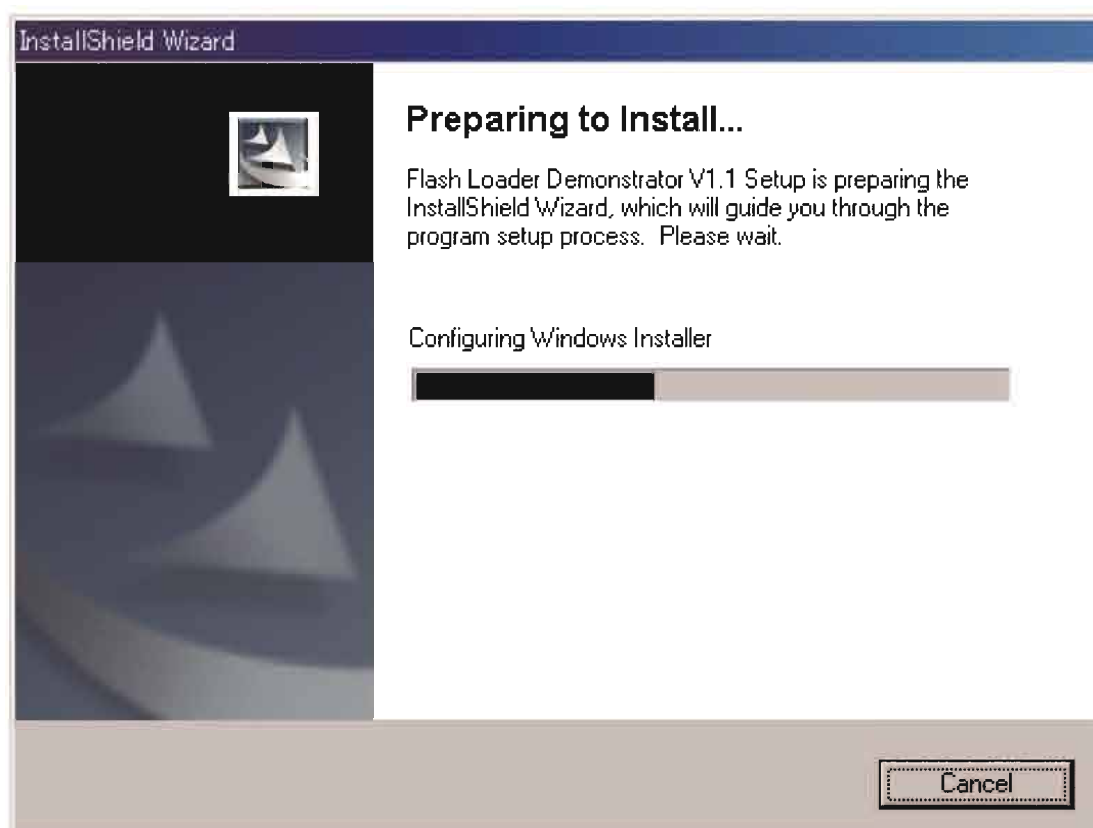
COM port on PC needs to be set by dialog box for each program. COM port can be set from COM1 to COM8.

Install the update application to PC

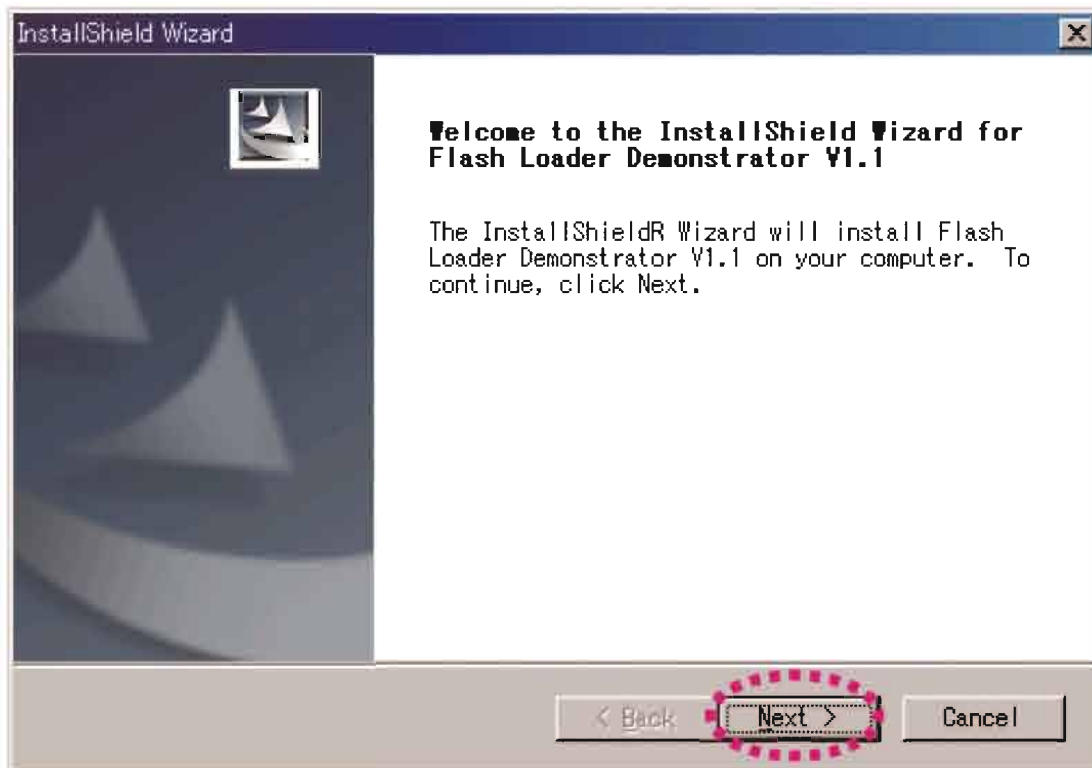
1. Put the "Flash_Loader_Demonstrator_V1.1_Setup.exe" into anywhere on your PC's hard disc.



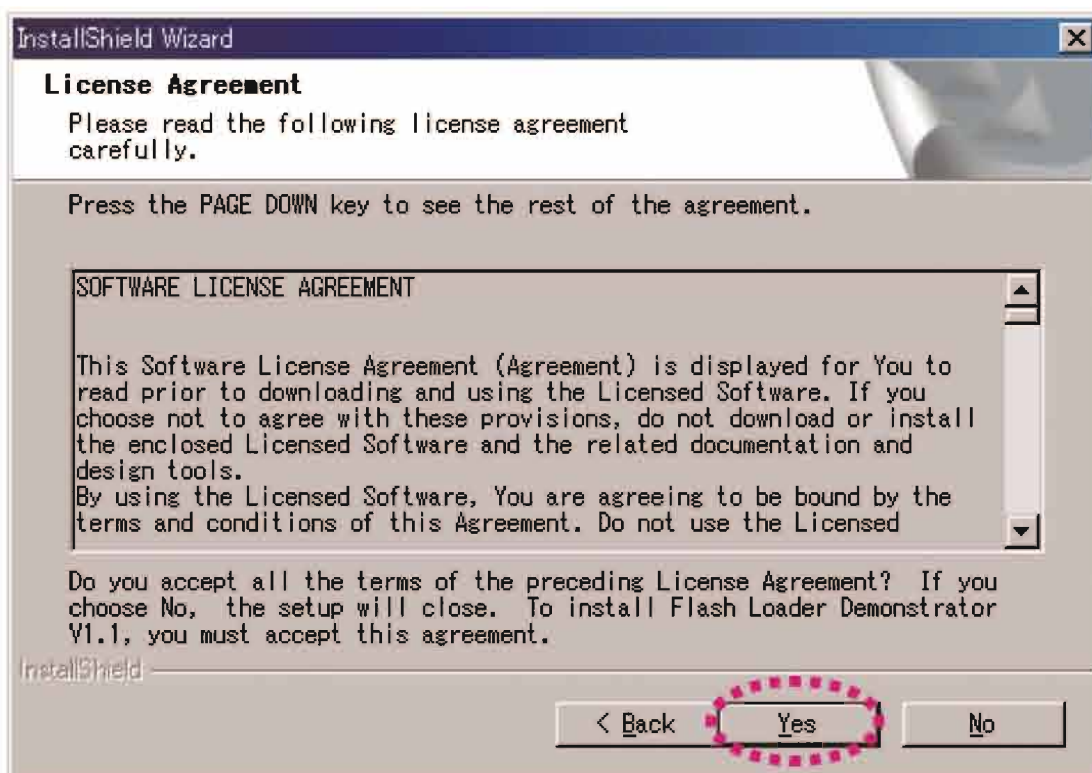
2. Click the "Flash_Loader_Demonstrator_V1.1_Setup.exe".
InstallShield Wizard will be started automatically for installing of update application.



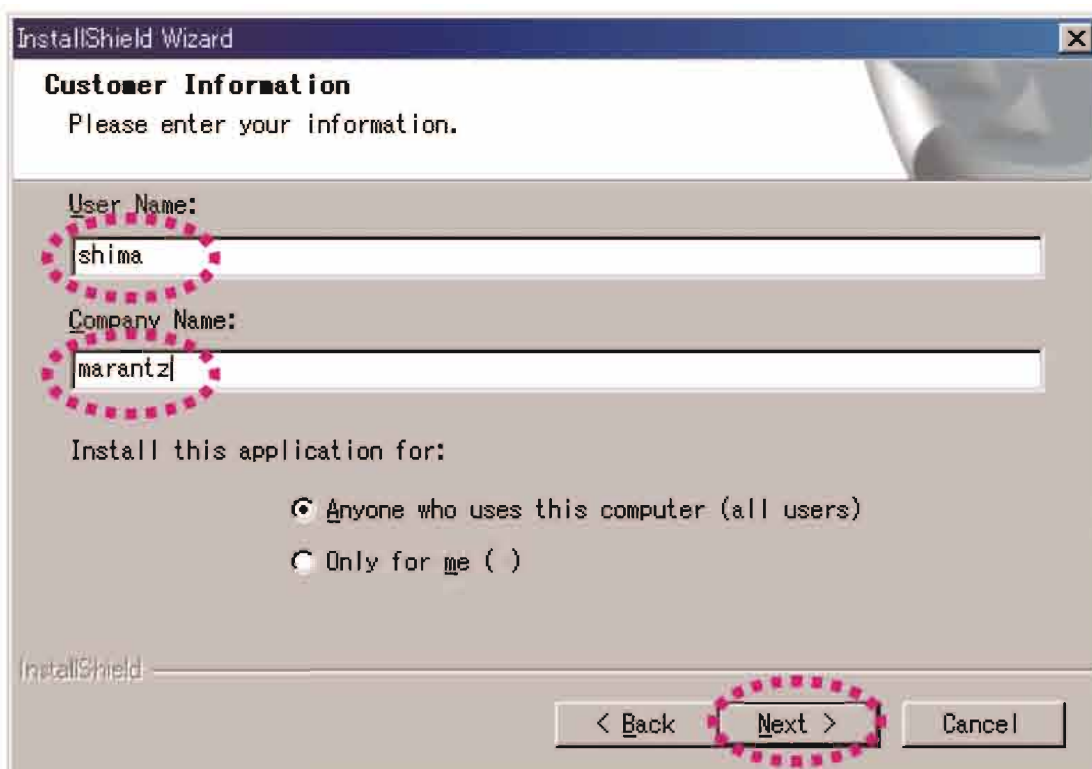
3. Click the NEXT icon.



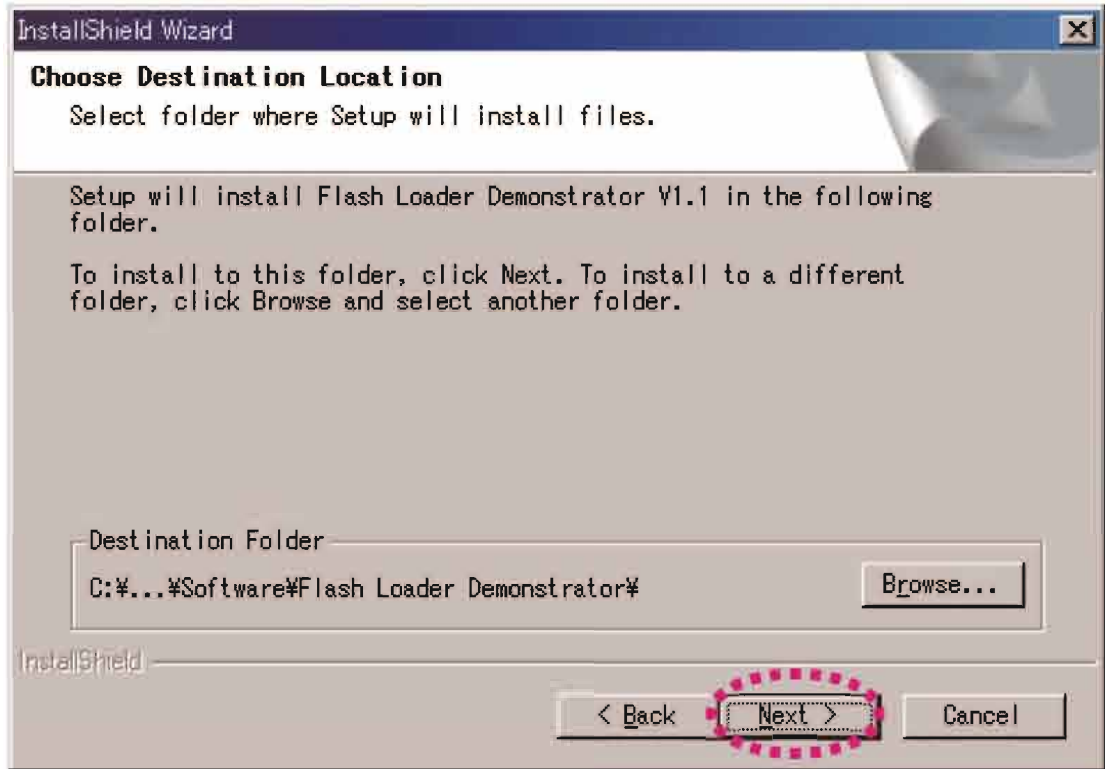
4. Click the Yes icon.



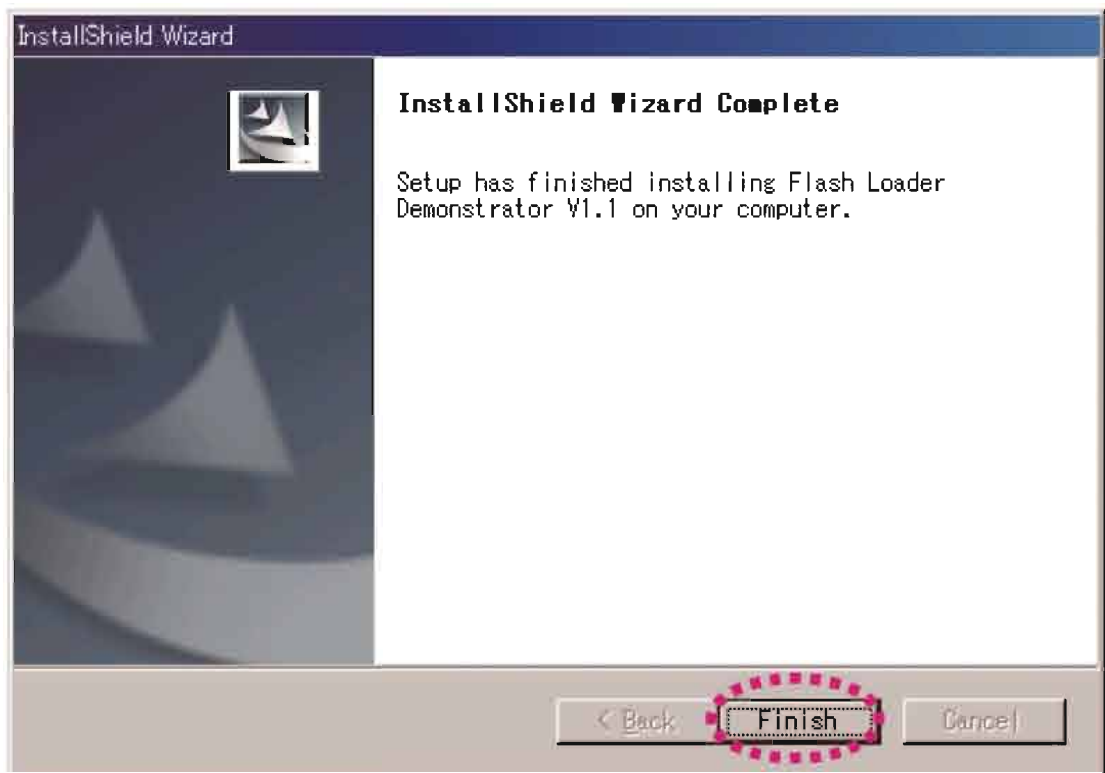
5. Fill in User Name and Company Name. And click the Next icon.



6. Select the destination folder. And click the Next.




7. Click the Finish icon. Install of update application is done.



Download Firmware for CPU

1. Connect PC and DATA UPDATE KIT with the RS-232C cable.
2. Connect FFC between DATA UPDATE KIT and the service connector (CN24) on the INPUT PWB of the unit.



3. Press POWER button to turn on the unit. The unit is in the boot mode. (FLD and STANDBY LED on the front panel disappear.)
4. Launch "STMicroelectronics flash loader.exe" on your desk top PC.



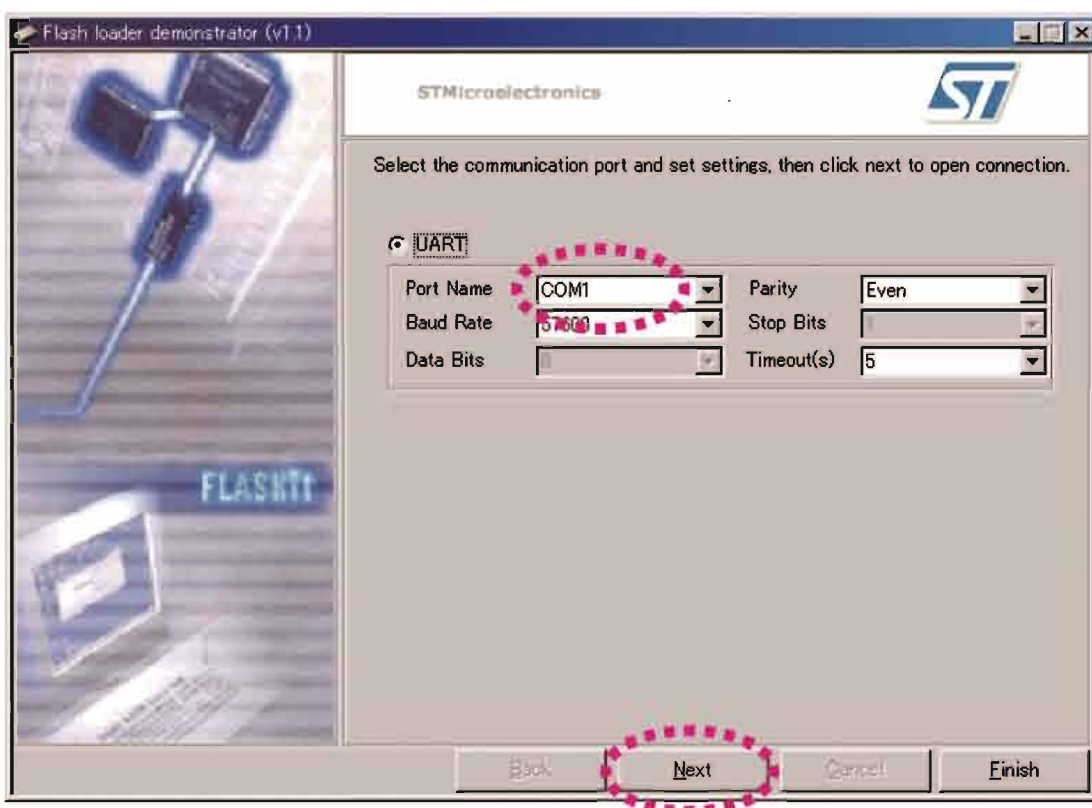
5. Click **Port Name**, and select the COM Port No. No need to change other items from the default setting.

Baud Rate: 57600

Parity: Even

Timeout(s): 5

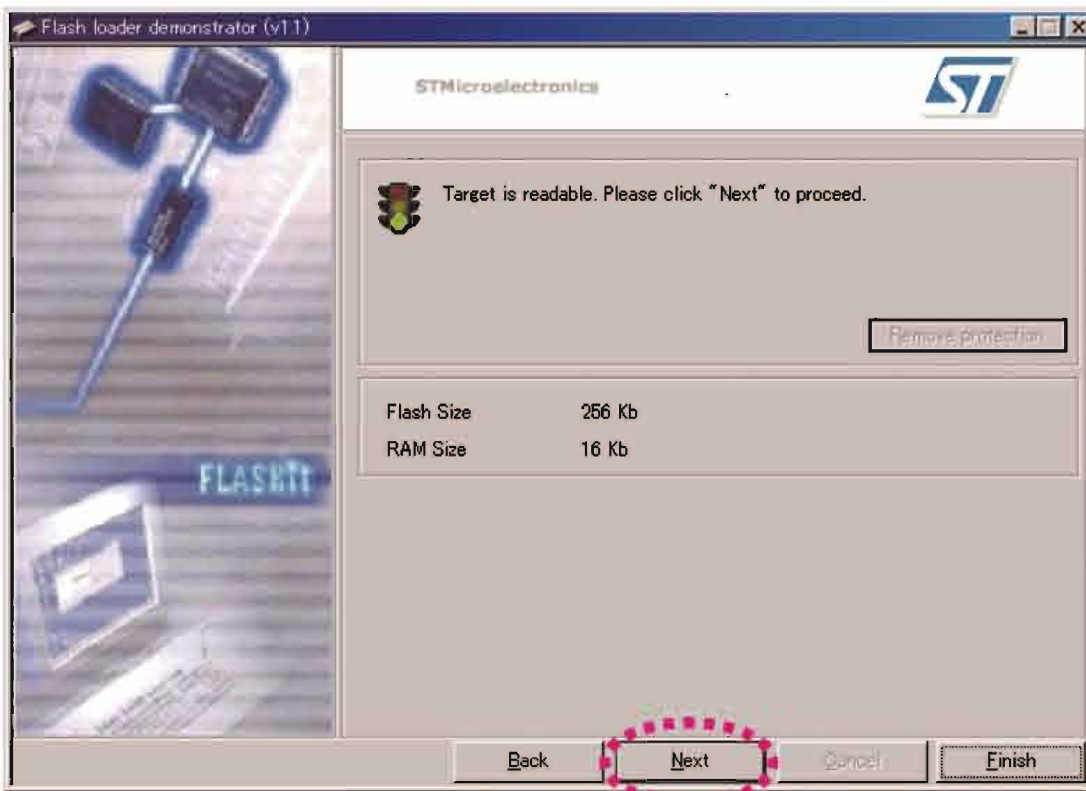
After set all items, click the Next icon.



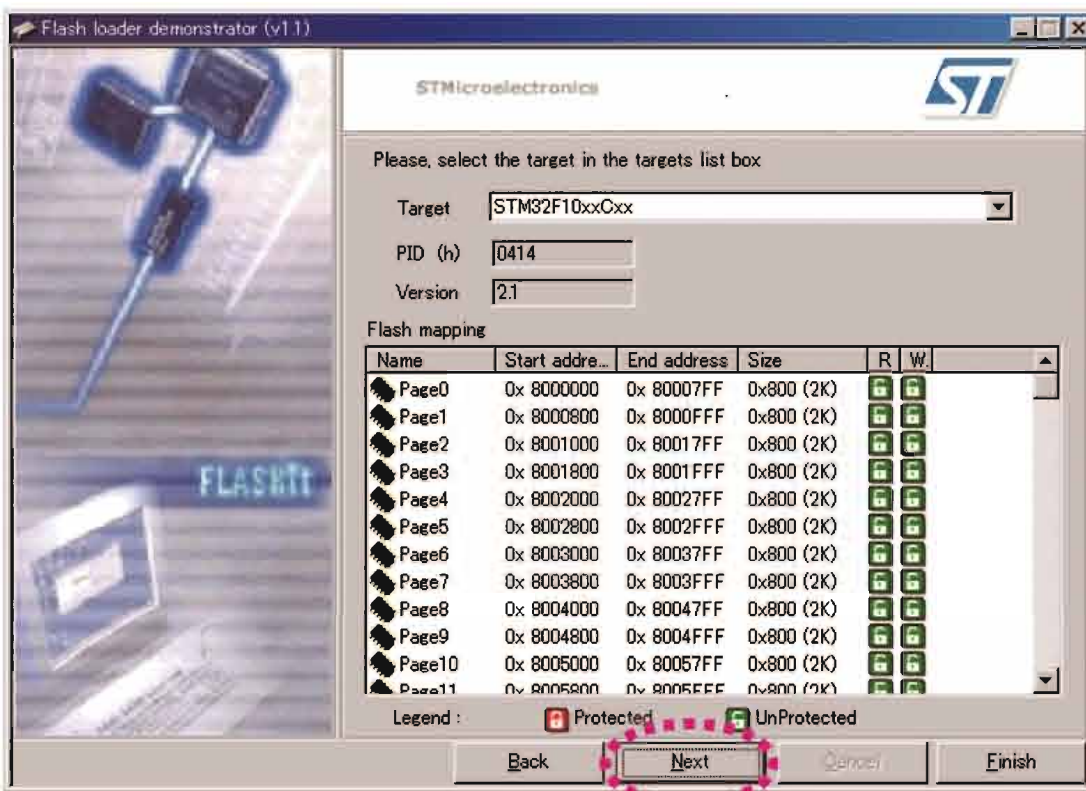
After click the NEXT icon, if indicate the below message or another message and does not change the step 6 automatically, please try to turn off and on by Power switch on front panel. It will be change the step 6 automatically.



6. Indicate the below window. Click the next.



7. Indicate the below window. Click the next.



8. Indicate the below window. Select the "Download to device" and select the update file name.

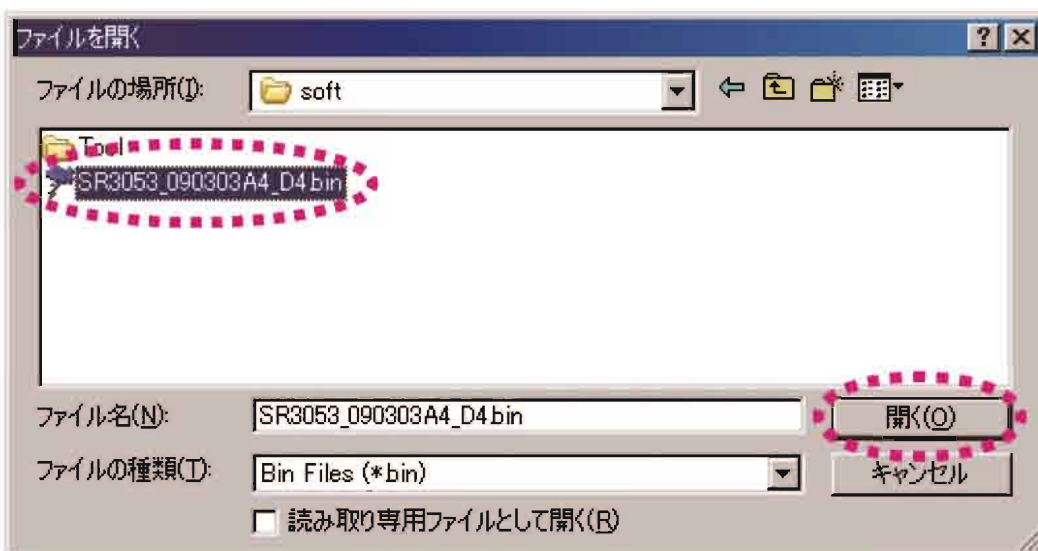
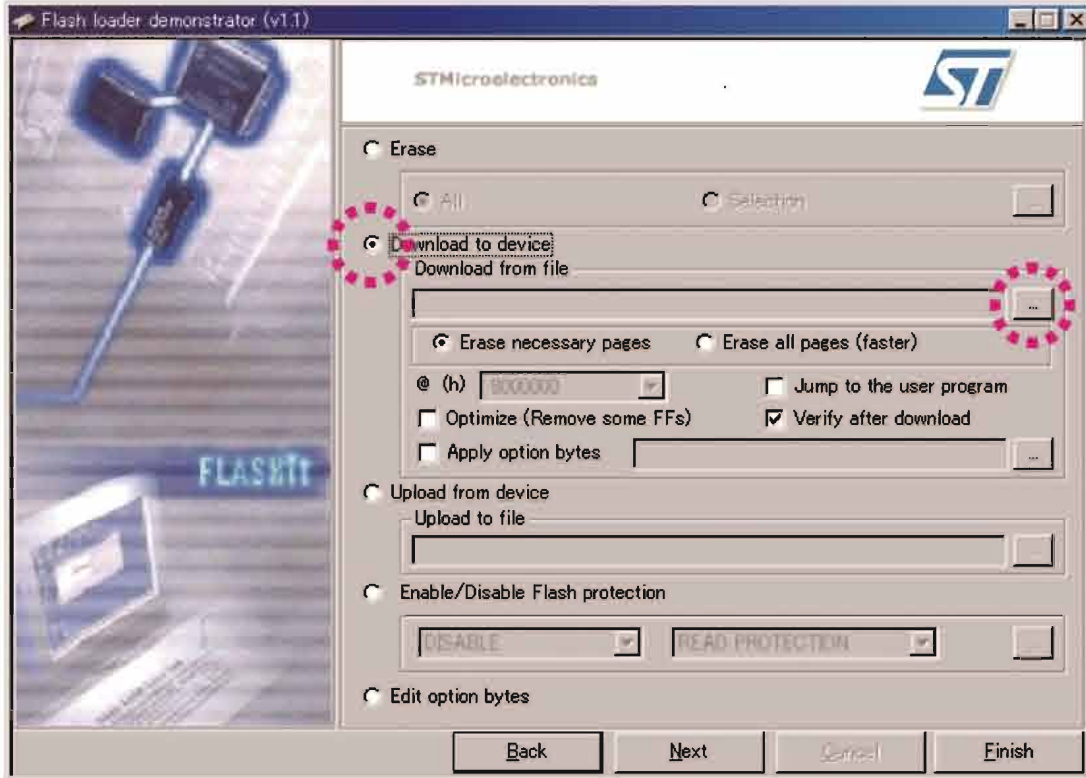
Update file name: SR3053_AABBCCXX_XX.bin

AA: Year

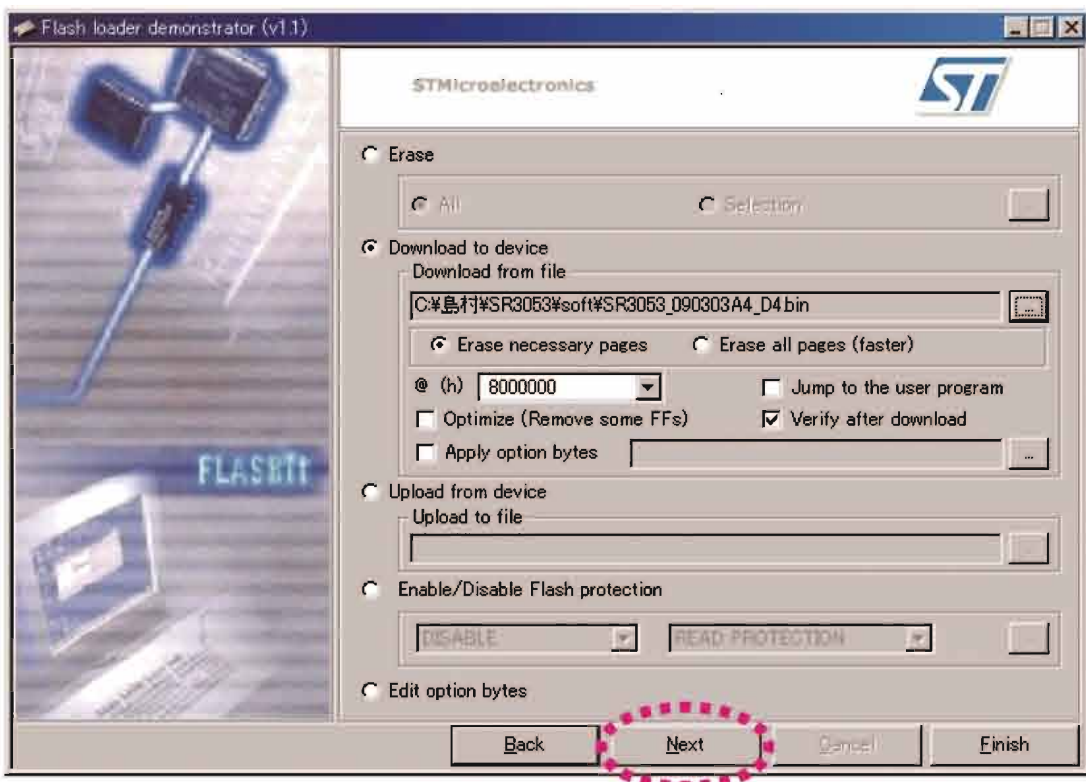
BB: Month

CC: Date

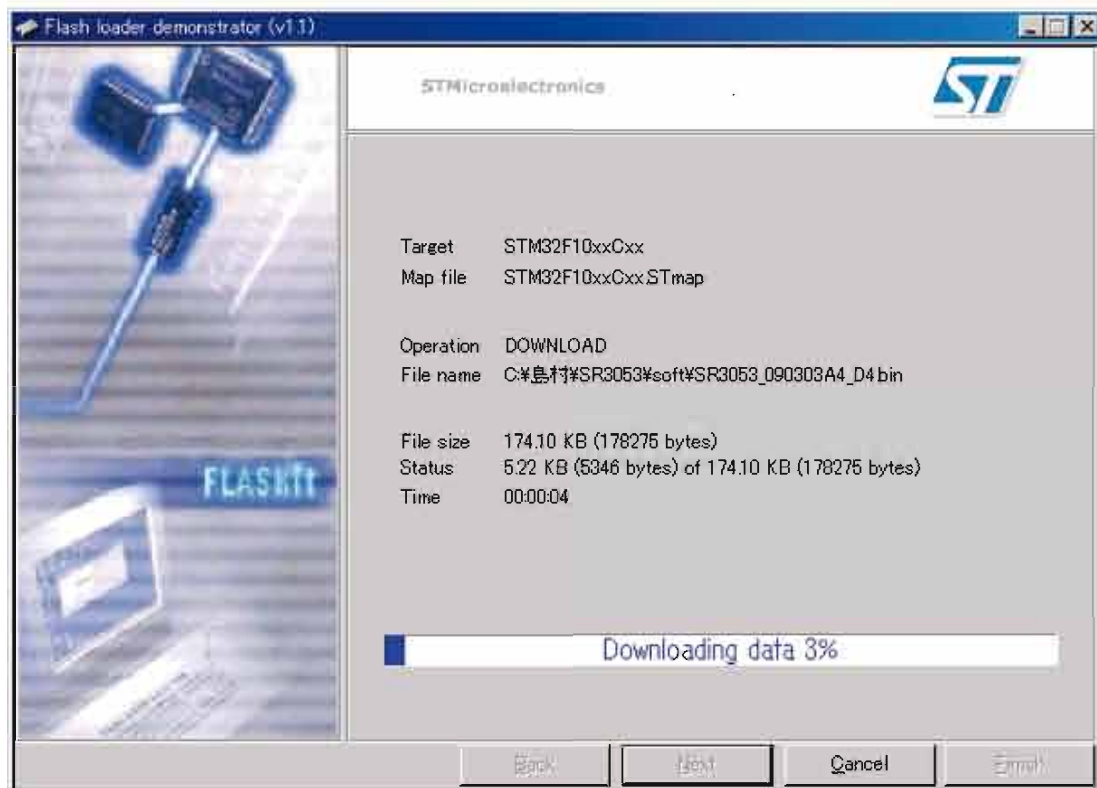
XX_XX: Development code (No related with market)



9. Click th NEXT icon.



10. Start to update the firmware.

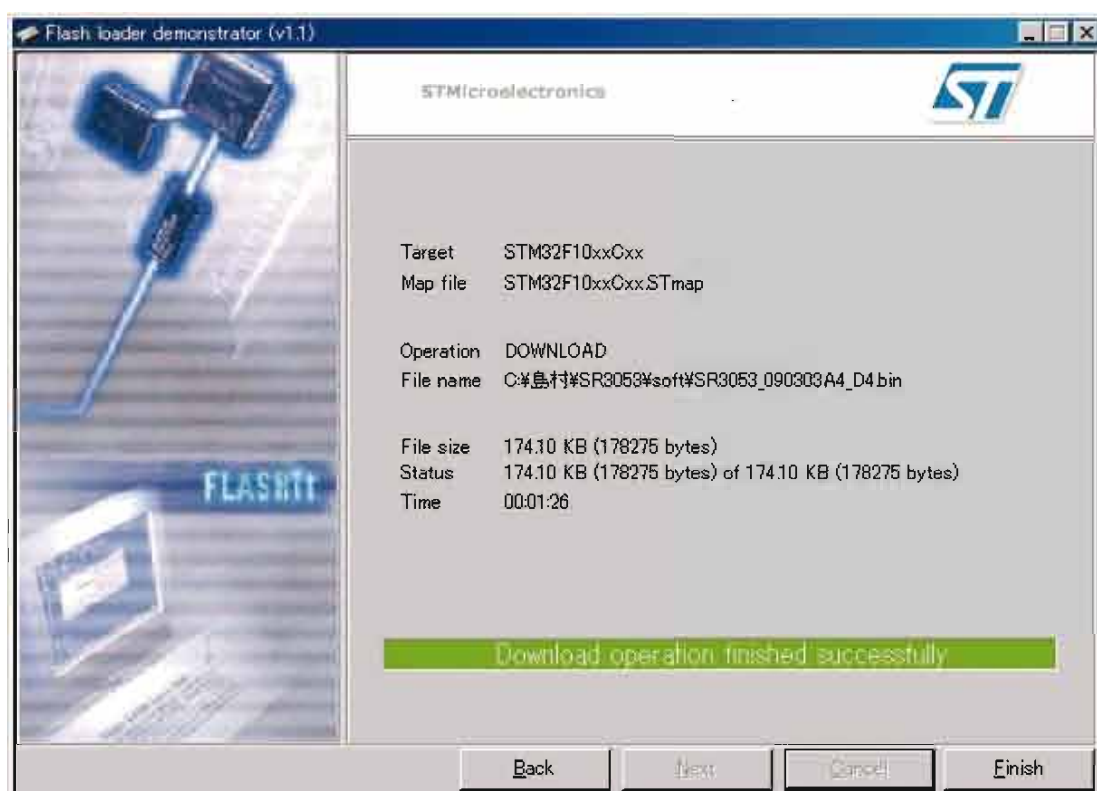


11. After finish to update firmware, indicate the below window.

Select the Finish icon.

Switch off **POWER** button to turn off the unit.

Disconnect FFC from the service connector of unit.

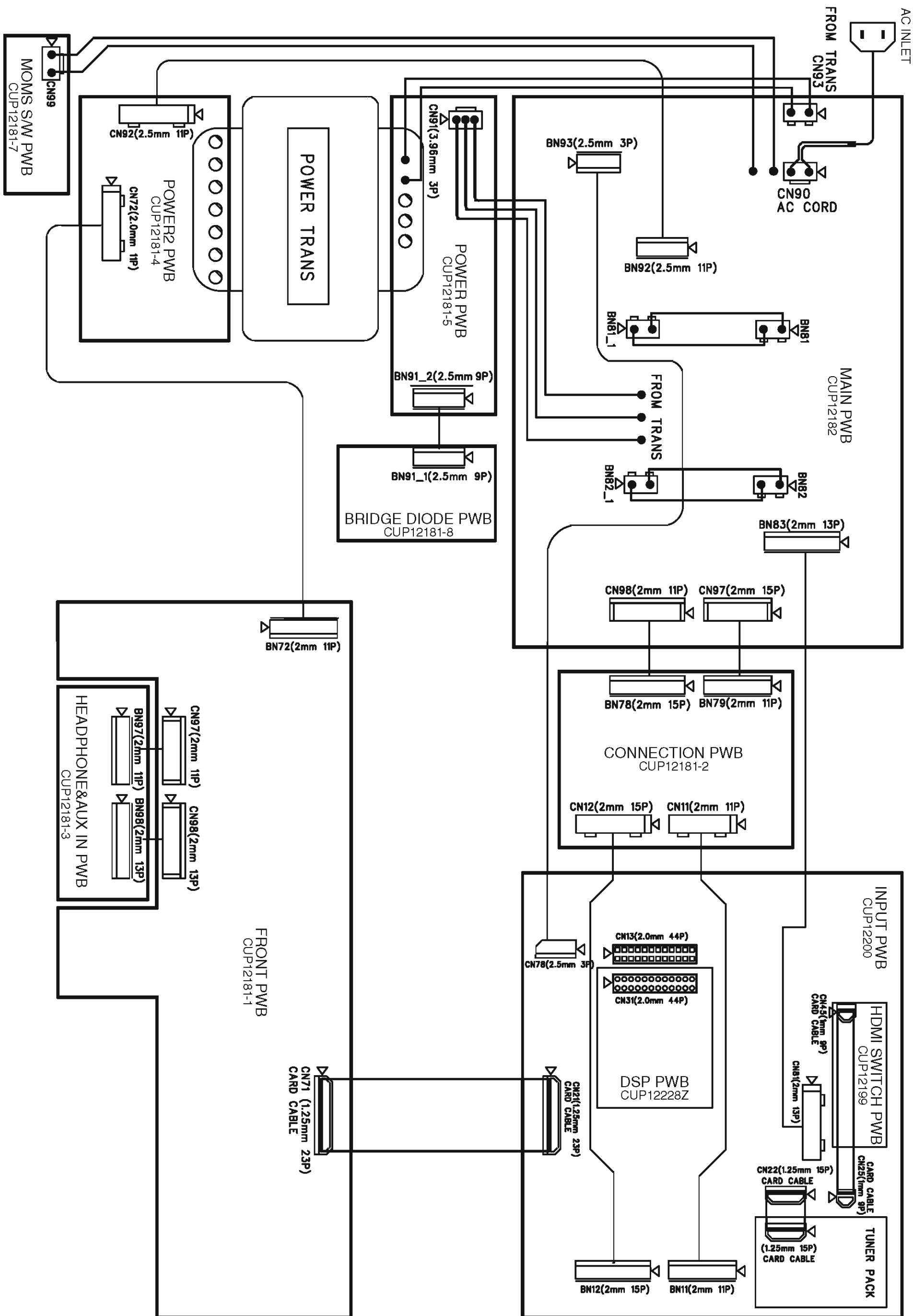


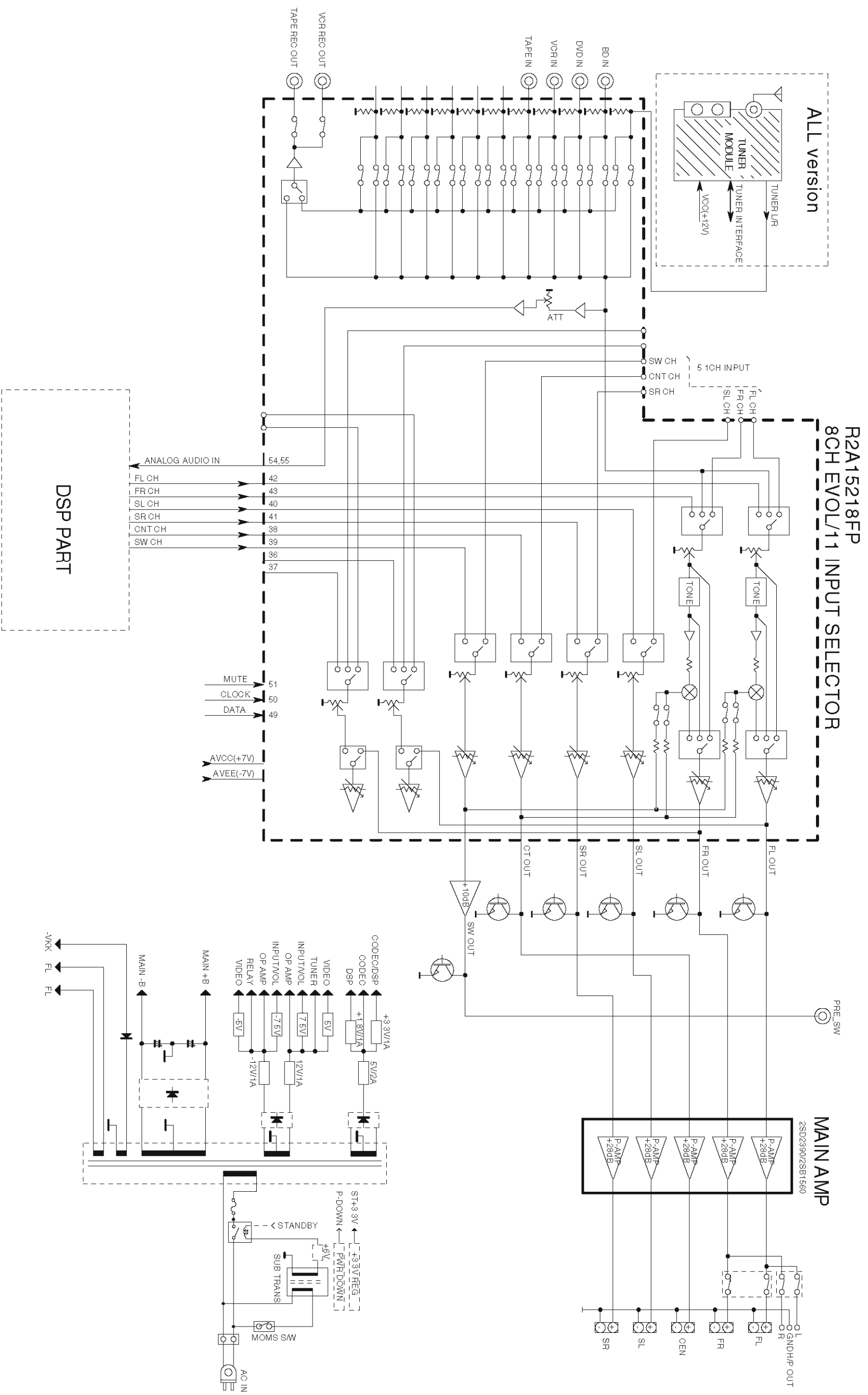
12. Turn on again the unit to reset the software.

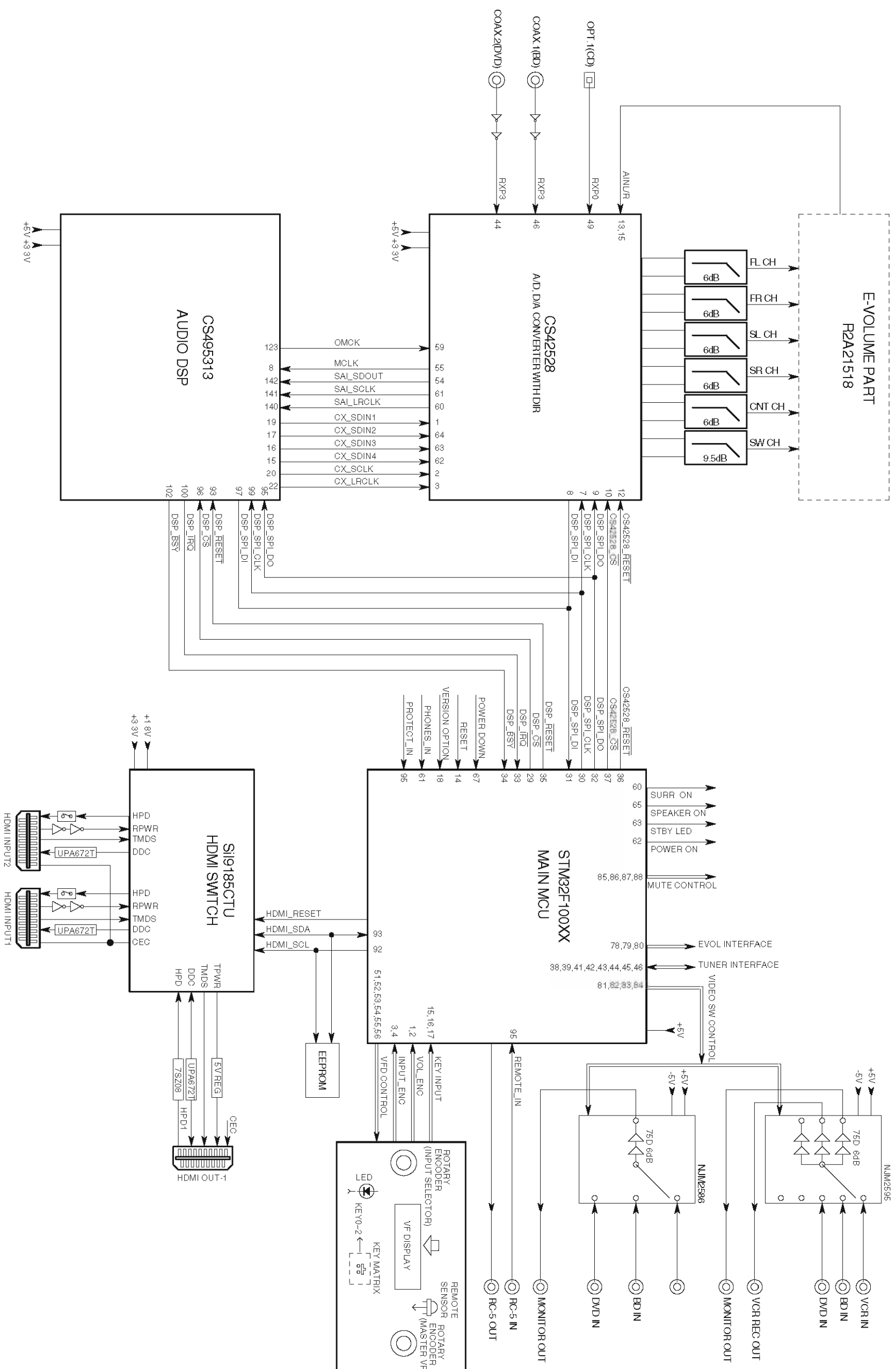
Firmware Version Check

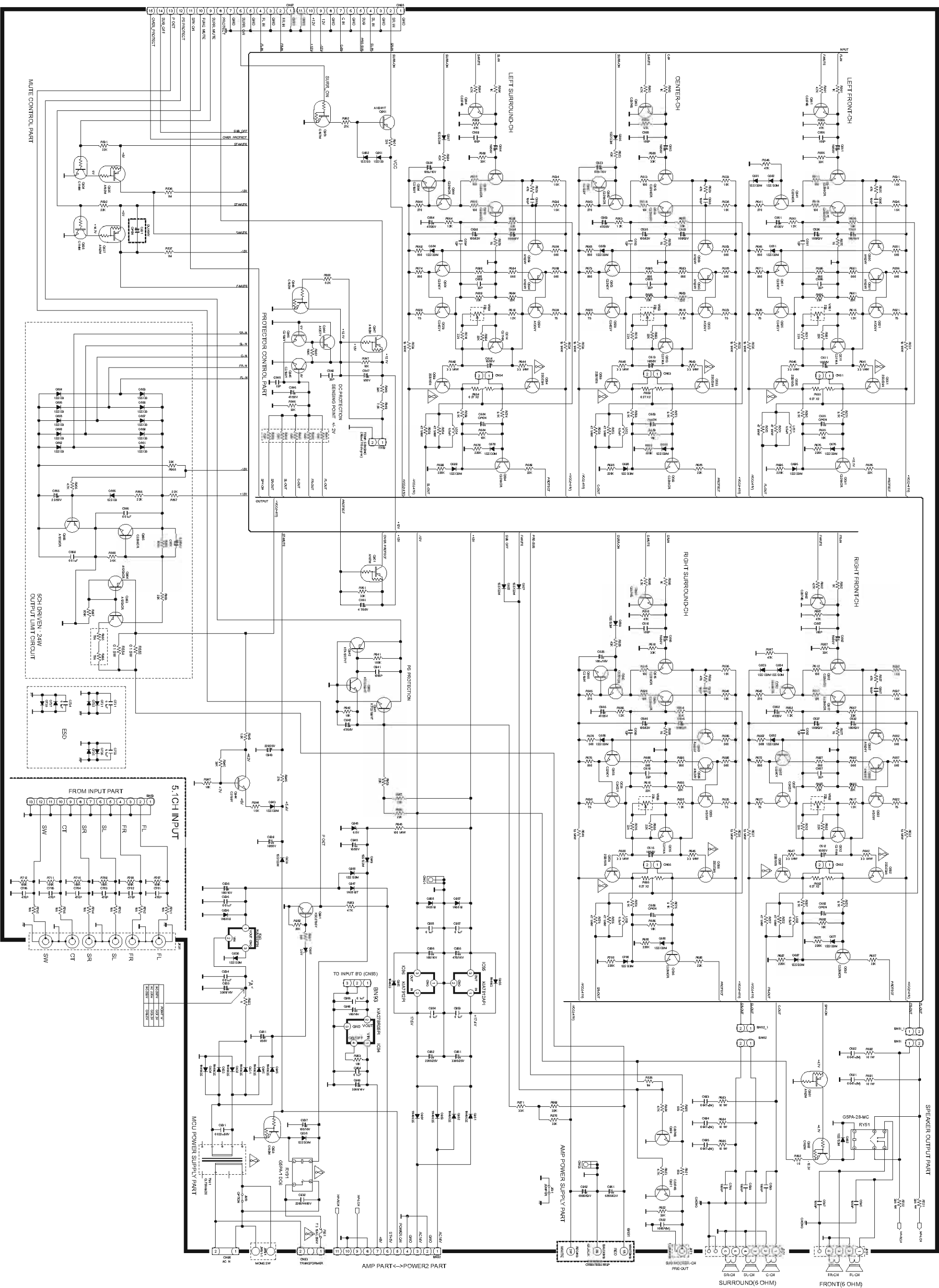
To check the versions of the firmware, see "SERVICE MODE" section.

7. WIRING DIAGRAM









MUTE CONTROL PART

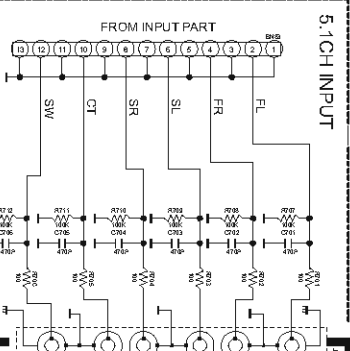
PROTECTOR CONTROL PART

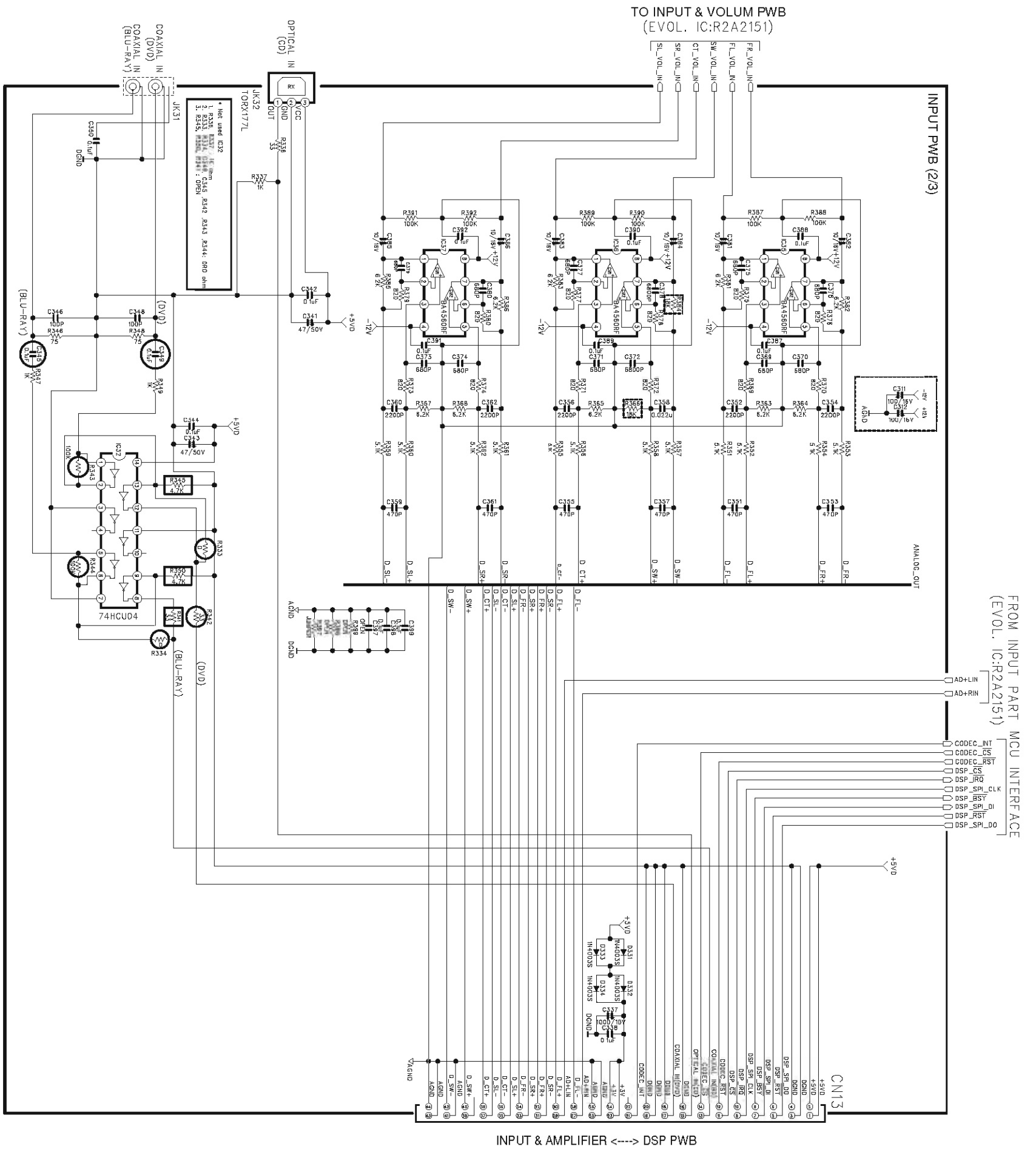
AMP PART -- POWER2 PART

AMP POWER SUPPLY PART

SURROUND(6 OHM)
FRONT(6 OHM)

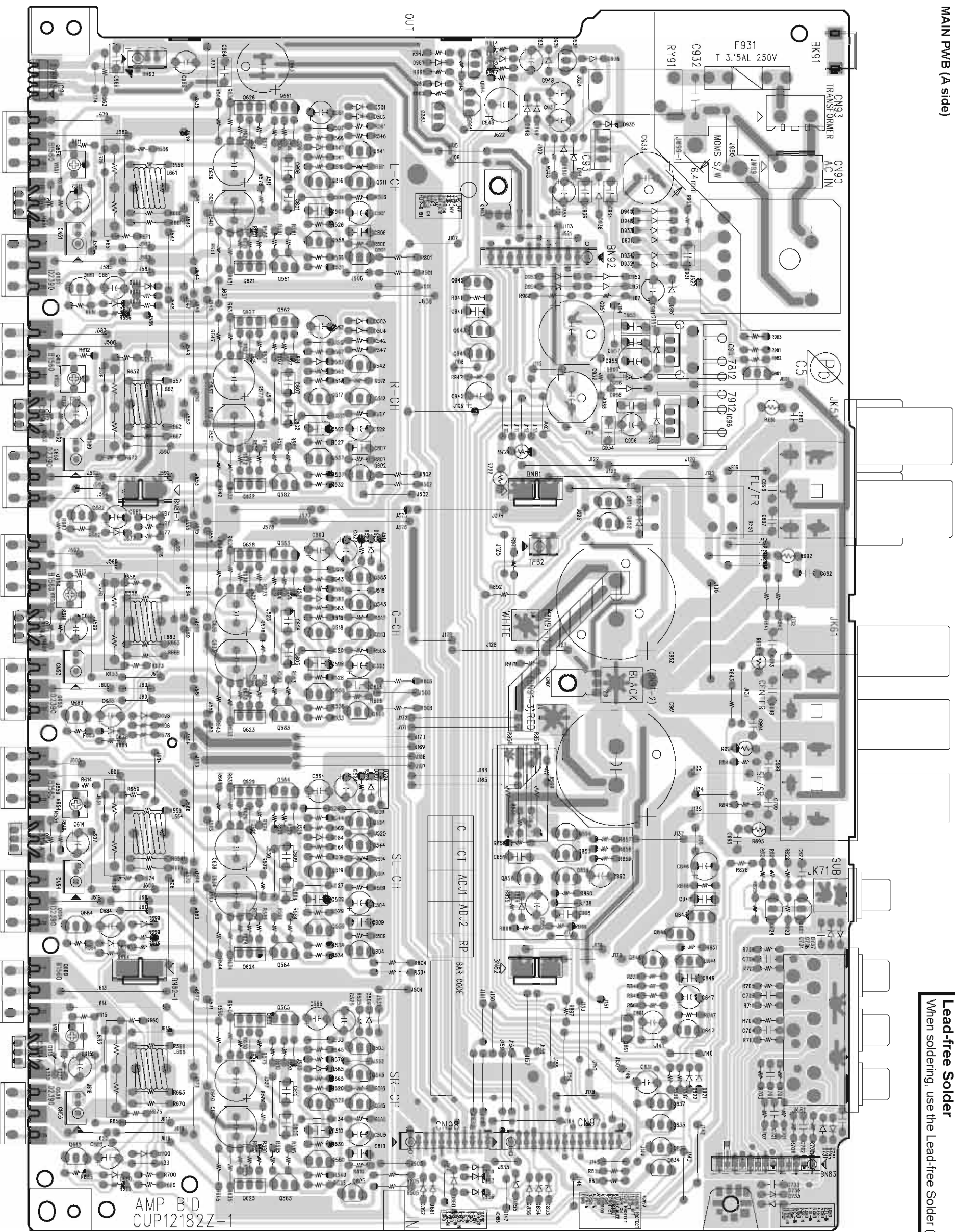
SPEAKER OUTPUT PART






10. PARTS LOCATION

MAIN PWB (A side)

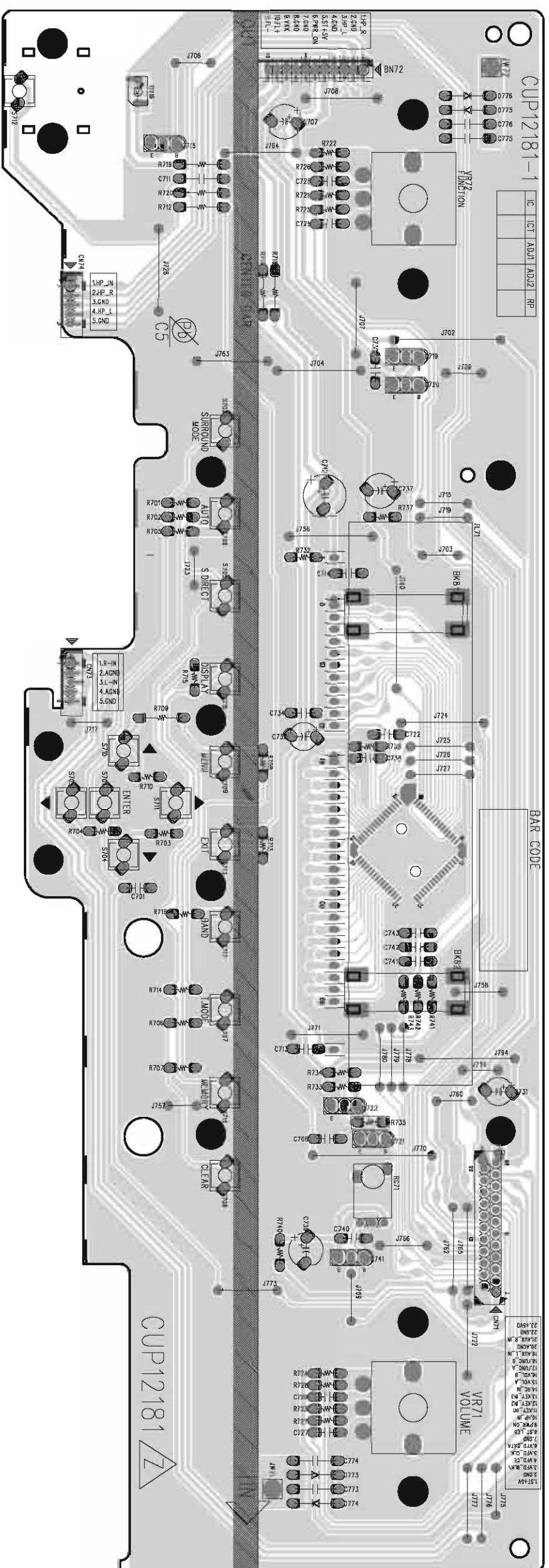


鉛フリー半田
 半田付けには、鉛フリー半田 (Sn-Ag-Cu) を使用してください。
Lead-free Solder
 When soldering, use the Lead-free Solder (Sn-Ag-Cu).

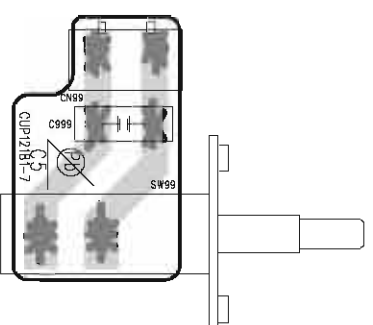


鉛フリー半田
 半田付けには、鉛フリー半田 (Sn-Ag-Cu) を使用してください。
Lead-free Solder
 When soldering, use the Lead-free Solder (Sn-Ag-Cu).

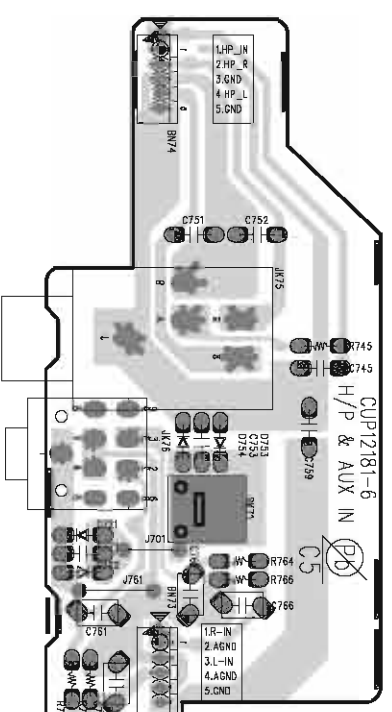
FRONT PWB (A side)



FRONT PWB (A side)

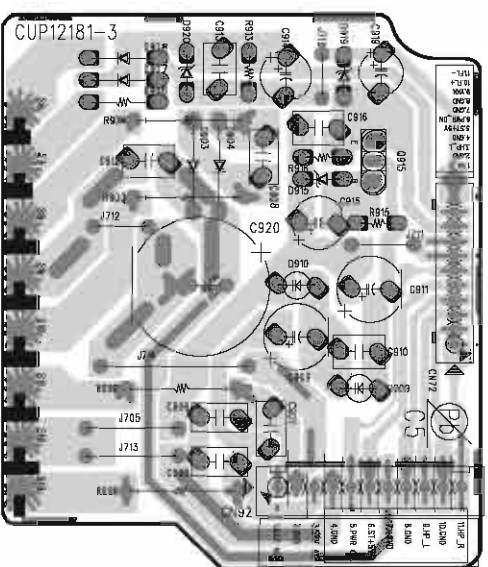


FRONT PWB (A side)




鉛フリー半田
半田付けには、鉛フリー半田 (Sn-Ag-Cu) を使用してください。
Lead-free Solder
When soldering, use the Lead-free Solder (Sn-Ag-Cu).

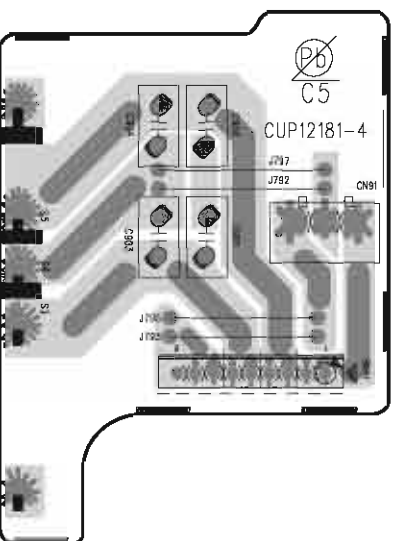
FRONT PWB (A side)



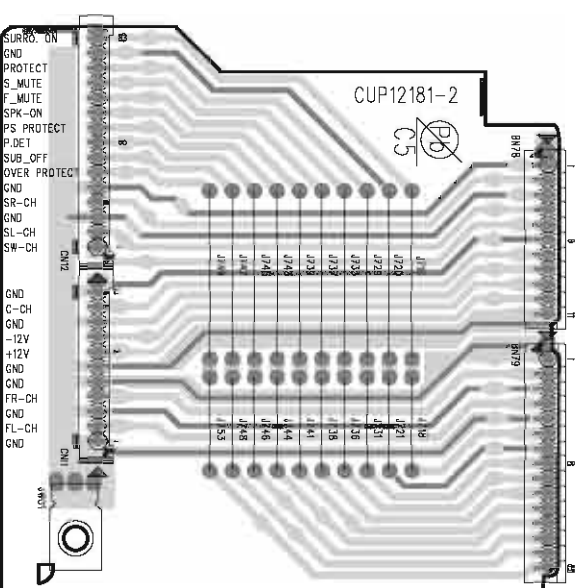
FRONT PWB (A side)



FRONT PWB (A side)

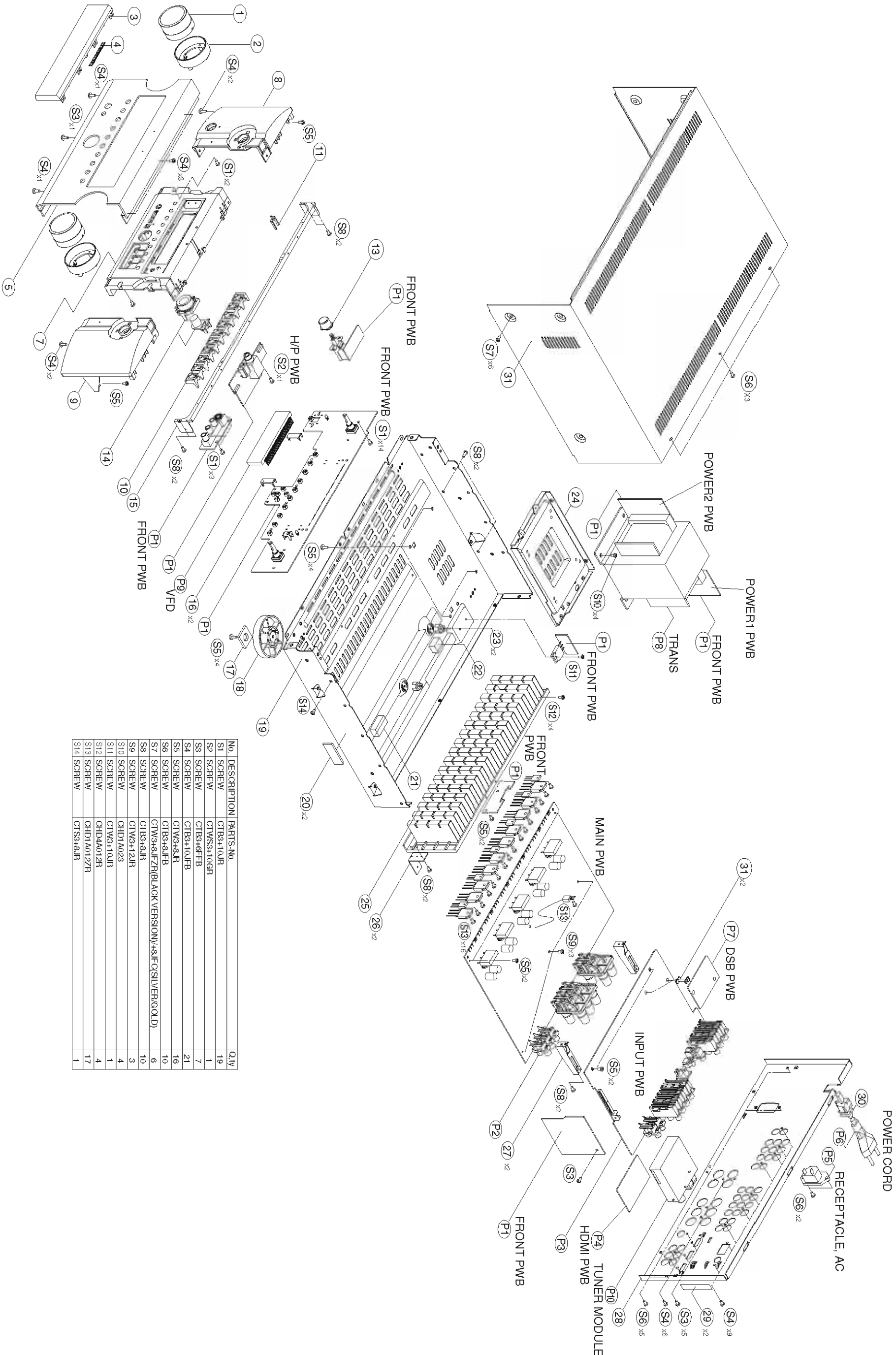


FRONT PWB (A side)



鉛フリー半田
半田付けには、鉛フリー半田 (Sn-Ag-Cu) を使用してください。
Lead-free Solder
When soldering, use the Lead-free Solder (Sn-Ag-Cu).

11. EXPLODED VIEW AND PARTS LIST



No.	DESCRIPTION	PARTS No.	Qty
S1	SCREW	CTB3+10JR	19
S2	SCREW	CTWS3+10GR	1
S3	SCREW	CTB3+6FFB	7
S4	SCREW	CTB3+10JFB	21
S5	SCREW	CTW3+8JR	16
S6	SCREW	CTB3+8JFB	10
S7	SCREW	CTW3+8JZRB/BLACK VERSION/+8JFC/SILVER/GOLD	6
S8	SCREW	CTB3+8JR	10
S9	SCREW	CTW3+12JR	3
S10	SCREW	CHD1A023	4
S11	SCREW	CTW3+10JR	1
S12	SCREW	CHD4A012R	4
S13	SCREW	CHD1A012ZR	17
S14	SCREW	CTS3+8JR	1

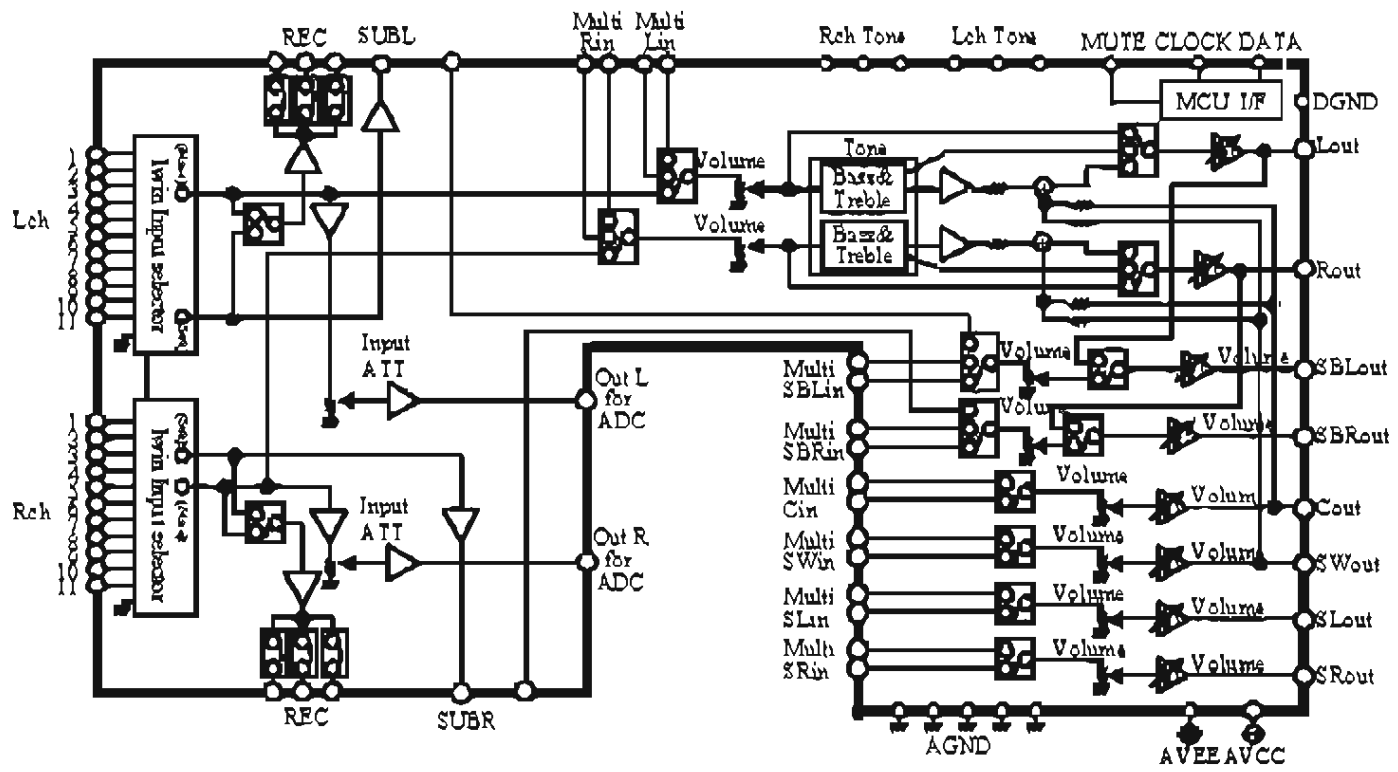
12. MICROPROCESSOR AND IC DATA

IC21 : STM32F100VCT6

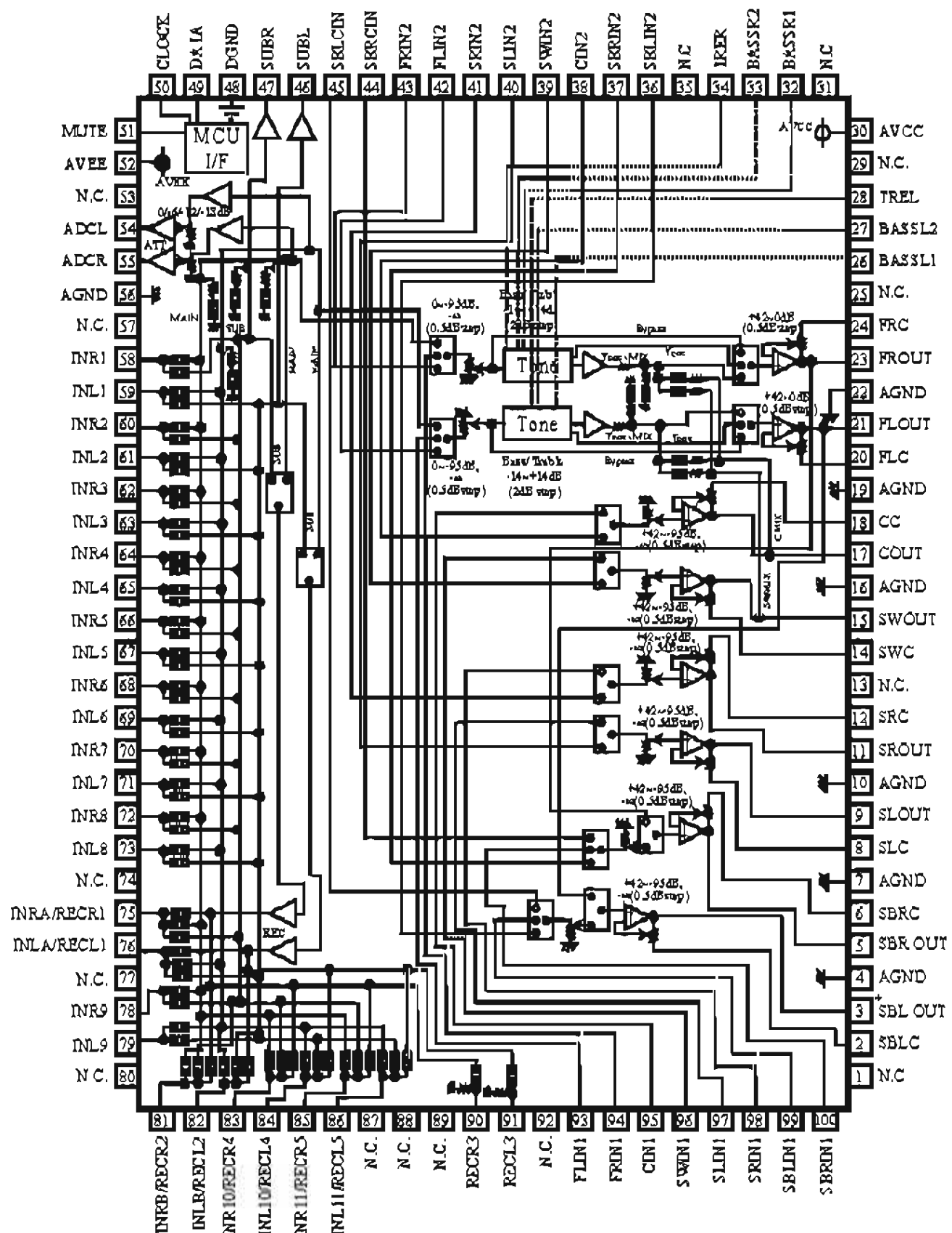
Pin No	ESSENTIAL PORT NAME	PIN TYPE	SR3053 IO PIN Name	I/O STATE (Standby Off)	PORT DIR (Standby Off)	I/O STATE (Standby ON)	PORT DIR (Standby ON)	INTERRUPT	Pin Discreption
1	PE2	I/O	JOG A1 (VOL-UP)	INPUT FLOATING	I	INPUT FLOATING	I	External	Volume Encoder UP
2	PE3	I/O	JOG A1 (VOL-DOWN)	INPUT FLOATING	I	INPUT FLOATING	I	External	Volume Encoder DOWN
3	PE4	I/O	JOG A2 (FUN-UP)	INPUT FLOATING	I	INPUT FLOATING	I	External	Function Encoder UP
4	PE5	I/O	JOG A2 (FUN-DOWN)	INPUT FLOATING	I	INPUT FLOATING	I	External	Function Encoder DOWN
5	PE6	I/O	CODEC_CS#	PUSH-PULL	O	INPUT FLOATING	I	-	CODEC CS42528 Select
6	VBAT	S	N.C	INPUT FLOATING	I	INPUT FLOATING	I	-	
7	PC13	I/O	N.C	INPUT FLOATING	I	INPUT FLOATING	I	-	(SIL9185_RESET#)
8	PC14	I/O	N.C	INPUT FLOATING	I	INPUT FLOATING	I	-	
9	PC15	I/O	N.C	INPUT FLOATING	I	INPUT FLOATING	I	-	
10	VSS_5	S	GND	-	-	-	-	-	
11	VDD_5	S	+3.3V	-	-	-	-	-	
12	OSC_IN	I	8MHz_OSC_IN	-	I	-	I	-	System Clock In
13	OSC_OUT	O	8MHz_OSC_OUT	-	O	-	I	-	System Clock Out
14	NRST	I/O	RESET#	-	-	-	I	-	System Rteset & JTAG Connector
15	PC0	I/O	KEY_IN1	ANALOG INPUT	I	INPUT FLOATING	I	-	Switch Line1 Input Check, ADC Channel
16	PC1	I/O	KEY_IN2	ANALOG INPUT	I	INPUT FLOATING	I	-	Switch Line2 Input Check, ADC Channel
17	PC2	I/O	KEY_IN3	ANALOG INPUT	I	INPUT FLOATING	I	-	Switch Line3 Input Check, ADC Channel
18	PC3	I/O	OPTION_COMMON	ANALOG INPUT	I	INPUT FLOATING	I	-	System Option set port
19	VSSA	S	GND	-	-	-	-	-	
20	VREF-	S	VREF-	-	-	-	-	-	Reference -Voltage(GND)
21	VREF+	S	VREF+	-	-	-	-	-	Reference +Voltage(+3.3V)
22	VDDA	S	+3.3V	-	-	-	-	-	
23	PA0	I/O	POWER_SW/ WAKEUP	PUSH-PULL	O	INPUT FLOATING	I	External (In StandBy On state)	Power Switch & Wake Up From Sleep Mode
24	PA1	I/O	PS PROTECTION	INPUT FLOATING	I	INPUT FLOATING	I	External	Protect.
25	PA2	I/O	OVER PROTECTION	INPUT FLOATING	I	INPUT FLOATING	I	External	Protect.
26	PA3	I/O	KILL_IR	PUSH-PULL	O	PUSH-PULL	O	-	Remote Signal En-Disable.
27	VSS_4	S	GND	-	-	-	-	-	
28	VDD_4	S	+3.3V	-	-	-	-	-	
29	PA4	I/O	DSP_CS#	PUSH-PULL	O	INPUT FLOATING	I	-	DSP Select
30	PA5	I/O	DSP_SPI_CLK	PUSH-PULL	O	INPUT FLOATING	I	-	SPI clock output to DSP, CODEC
31	PA6	I/O	DSP_SPI_DI	PUSH-PULL (INPUT FLOATING)	I	INPUT FLOATING	I	-	SPI Data input from DSP and CODEC
32	PA7	I/O	DSP_SPI_DO	PUSH-PULL	O	INPUT FLOATING	I	-	SPI Data output to DSP and CODEC
33	PC4	I/O	DSP_RESET#	PUSH-PULL	O	INPUT FLOATING	I	-	DSP Reset
34	PC5	I/O	DSP_BSY#	INPUT FLOATING	I	INPUT FLOATING	I	-	DSP BUSY signal
35	PB0	I/O	DSP_IRQ#	INPUT FLOATING	I	INPUT FLOATING	I	External	DSP IRQ signal
36	PB1	I/O	CS42528_RESET#	PUSH-PULL	O	INPUT FLOATING	I	-	CODEC CS42528 Reset
37	PB2/BOOT1	I/O	BOOT1#	INPUT FLOATING	I	INPUT FLOATING	I	-	Flash Boot Option. For Serial Update.
38	PE7	I/O	RDS_CLK	INPUT FLOATING	I	INPUT FLOATING	I	External (If enabled RDS)	RDS Serial clock input
39	PE8	I/O	RDS_DATA	INPUT FLOATING	I	INPUT FLOATING	I	-	RDS Serial data input
40	PE9	I/O	TUNER_CE	OPEN-DRAIN	O	INPUT FLOATING	I	-	AM/FM Tuner select signal output to PLL_CE
41	PE10	I/O	TUNER_DOUT	OPEN-DRAIN	O	INPUT FLOATING	I	-	AM/FM Tuner Serial data output to PLL_DI
42	PE11	I/O	TUNER_CLK	OPEN-DRAIN	O	INPUT FLOATING	I	-	AM/FM Tuner Serial data output to PLL_CLK
43	PE12	I/O	TUNER_DIN	INPUT FLOATING	I	INPUT FLOATING	I	-	AM/FM Tuner Serial data input from PLL_DO
44	PE13	I/O	TUNER_MUTE	OPEN-DRAIN	O	INPUT FLOATING	I	-	AM/FM Tuner Mute input signal from Tuner
45	PE14	I/O	TUNER_TUEND#	INPUT FLOATING	I	PUSH-PULL	O(Low)	-	AM/FM Tuner TUNED input signal from Tuner
46	PE15	I/O	TUNER_STEREO#	INPUT FLOATING	I	PUSH-PULL	O(Low)	-	AM/FM Tuner STEREO input signal from Tuner
47	PB10	I/O	SIL9185_SCL	OPEN-DRAIN	O	INPUT FLOATING	I	-	HDMI S/W Clock Pin

Pin No	ESSENTIAL PORT NAME	PIN TYPE	SR3053 IO PIN Name	I/O STATE (Standby Off)	PORT DIR (Standby Off)	I/O STATE (Standby ON)	PORT DIR (Standby ON)	INTERRUPT	Pin Discreption
48	PB11	I/O	SIL9185_SDA	OPEN-DRAIN	I/O	INPUT FLOATING	I	-	HDMI SWData pin
49	VSS_1	S	GND	-	-	-	-	-	
50	VDD_1	S	+3.3V	-	-	-	-	-	
51	PB12	I/O	VFD_CS	OPEN-DRAIN	O	INPUT FLOATING	I	-	VFD Control-CS Pin
52	PB13	I/O	VFD_CLK	OPEN-DRAIN	O	INPUT FLOATING	I	-	VFD Control-CLK Pin
53	PB14	I/O	N.C	INPUT FLOATING	-	INPUT FLOATING	I	-	
54	PB15	I/O	VFD_DATAOUT	OPEN-DRAIN	O	INPUT FLOATING	I	-	VFD Control-DA Pin
55	PD8	I/O	N.C	INPUT FLOATING	I	INPUT FLOATING	I	-	
56	PD9	I/O	VFD_DISPLAYOFF	PUSH-PULL	O	INPUT FLOATING	I	-	VFD Display off control
57	PD10	I/O	PROTECT_IN	INPUT FLOATING	I	INPUT FLOATING	I	External	Emergency Power Signal. Protect.
58	PD11	I/O	P.DOWN	INPUT FLOATING	I	INPUT FLOATING	I	External	AC Power off signal
59	PD12	I/O	SPEAKER_ON	PUSH-PULL	O	INPUT FLOATING	I	-	Speak Control
60	PD13	I/O	SURROUND ON	PUSH-PULL	O	INPUT FLOATING	I	-	Surround control
61	PD14	I/O	PHONES_IN	INPUT FLOATING	I	INPUT FLOATING	I	External	PHONES detect INPUT PORT
62	PD15	I/O	POWER_ON	PUSH-PULL	O	INPUT FLOATING	I	-	Power Control
63	PC6	I/O	STBY LED	PUSH-PULL	O	PUSH-PULL	O	-	Stand by LED
64	PC7	I/O	SUB_OFF	PUSH-PULL	O	INPUT FLOATING	I	-	SUB On/Off Control
65	PC8	I/O	N.C	INPUT FLOATING	I	INPUT FLOATING	I	-	
66	PC9	I/O	N.C	INPUT FLOATING	I	INPUT FLOATING	I	-	
67	PA8	I/O	N.C	INPUT FLOATING	I	INPUT FLOATING	I	-	
68	PA9	I/O	UPDATE_TX	PUSH-PULL	O	INPUT FLOATING	I	-	PC Serial. Update.D-Sub 9pin
69	PA10	I/O	UPDATE_RX	INPUT FLOATING	I	INPUT FLOATING	I	-	PC Serial Update.D-Sub 9pin
70	PA11	I/O	N.C	INPUT FLOATING	I	INPUT FLOATING	I	-	
71	PA12	I/O	N.C	INPUT FLOATING	I	INPUT FLOATING	I	-	
72	JTMS	I/O	N.C	INPUT FLOATING	I	INPUT FLOATING	I	-	
73	Not Connect			-	-	-	-	-	
74	VSS_2	S	GND	-	-	-	-	-	
75	VDD_2	S	+3.3V	-	-	-	-	-	
76	PA14/JTCK	I/O	N.C	INPUT FLOATING	I	INPUT FLOATING	I	-	
77	PA15/JTDI	I/O	N.C	INPUT FLOATING	I	INPUT FLOATING	I	-	
78	PC10	I/O	EVOL_MUTE	PUSH-PULL	O	INPUT FLOATING	I	-	Volume IC Mute Control
79	PC11	I/O	EVOL_CLK	PUSH-PULL	O	INPUT FLOATING	I	-	Volume IC Serial clock
80	PC12	I/O	EVOL_DATA	PUSH-PULL	O	INPUT FLOATING	I	-	Volume IC Serial data output
81	PD0	I/O	VIDEO_SW1	PUSH-PULL	O	INPUT FLOATING	I	-	Video Switch 1 control
82	PD1	I/O	VIDEO_SW2	PUSH-PULL	O	INPUT FLOATING	I	-	Video Switch 2 control
83	PD2	I/O	VIDEO_SW3	PUSH-PULL	O	INPUT FLOATING	I	-	Video Switch 3 control
84	PD3	I/O	N.C	FT	-	INPUT FLOATING	I	-	
85	PD4	I/O	FUNCTION_MUTE	PUSH-PULL	O	INPUT FLOATING	I	-	Function Mute control
86	PD5	I/O	SURROUND_MUTE	PUSH-PULL	O	INPUT FLOATING	I	-	Surround Mute control
87	PD6	I/O	+5VD PROTECT	INPUT FLOATING	-	INPUT FLOATING	I	-	+5VD DETECT PROTECTION
88	PD7	I/O	N.C	INPUT FLOATING	-	INPUT FLOATING	I	-	
89	PB3/JTDO	I/O	N.C	INPUT FLOATING	-	INPUT FLOATING	I	-	
90	PB4/JNTRST	I/O	N.C	INPUT FLOATING	-	INPUT FLOATING	I	-	
91	PB5	I/O	N.C	INPUT FLOATING	-	INPUT FLOATING	I	-	
92	PB6	I/O	I2C1_SCL	OPEN-DRAIN	O	INPUT FLOATING	I	-	E2PROM Clock Pin
93	PB7	I/O	I2C1_SDA	OPEN-DRAIN	I/O	INPUT FLOATING	I	-	E2PROM Data pin
94	BOOT0	I	BOOT0#	INPUT FLOATING	I	-	I	-	Flash Boot Option. For Serial Update.
95	PB8	I/O	REMOTE_IN	INPUT FLOATING	I	-	I	Timer Int. Input Capture.	Remote Controller Signal Input
96	PB9	I/O	RC-5 OUT	OPEN-DRAIN	O	INPUT FLOATING	I	-	Remote Controller Signal Output
97	PE0	I/O	N.C	INPUT FLOATING	I	INPUT FLOATING	I	-	
98	PE1	I/O	N.C	INPUT FLOATING	I	INPUT FLOATING	I	-	
99	VSS_3	S	GND	-	-	-	-	-	
100	VDD_3	S	+3.3V	-	-	-	-	-	

SYSTEM BLOCK DIAGRAM



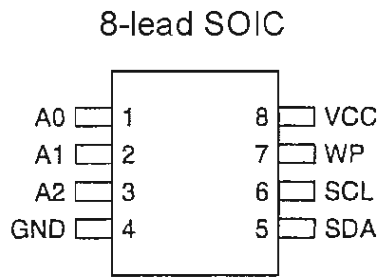
BLOCK DIAGRAM AND PIN CONFIGURATION



IC11 : R2A15218FP

PIN No.	Name	Function
23,21, 17,15, 11,9, 5,3	FROUT,FLOUT, COUT,SWOUT, SROUT, SLOUT, SBROUT,SBLOUT	Output pin of FL/FR/C/SW/SL/SR/SBL/SBR channel
24,20, 18,14, 12,8, 6,2	FRC,FLC, CC,SWC, SRC,SLC, SBRC,SBLC	Connects capacitor for reducing click noise of L/R/C/SW/SL/SR/SBL/SBR channel volume
4,7,10,16, 19,22,56	AGND	Analog ground of internal circuit
28,34	TREL, TRER	Frequency characteristic setting pin of L/R channel tone control (Treble)
26,27, 32,33	BASSL1,BASSL2 BASSR1,BASSR2	Frequency characteristic setting pin of L/R channel tone control (Bass)
30	AVCC	Positive power supply to internal circuit
43,42, 41,40, 39,38, 37,36	FRIN2, FLIN2, SRN2,SLIN2, SWIN2,CIN2, SBRIN2,SBLIN2	Input pin of L/R/C/SW/SL/SR/SBL/SBR channel (Multi IN 1/2)
93,94, 95,96, 97,98, 99,100	FLIN1, FRIN1, CIN1,SWIN1, SLIN1,SRIN1, SBLIN1,SBRIN1	
48	DGND	Digital ground of internal circuit
49	DATA	Input pin of control data
50	CLOCK	Input pin of control clock
52	AVEE	Negative power supply to internal circuit
59,61,63, 65,67,69, 71,73,79	INL1,INL2, INL3, INL4,INL5,INL6, INL7,INL8,INL9	Input pin of L/R channel (Input Selector)
58,60,62, 64,66,68, 70,72,78	INR1,INR2, INR3, INR4,INR5,INR6, INR7,INR8,INR9	
51	MUTE	Outside Mute Control PIN
44,45	SBRCIN,SBLCIN	Input pin for SBL/SBR channel Volume
46,47	SUBL,SUBR	Output pin for L/R channel SUB Output
54,55	ADCL, ADCR	Output pin for L/R channel ADC
90,91	RECR3,RECL3	Output pin for L/R channel REC Output
75,76, 81,82, 83,84, 85,86	INRA/RECR1,INLA/RECL1, INRB/RECR2,INLB/RECL2, INR10/RECR4,INL10/RECL4, INR11/RECR5,INL11/RECL5	Input pin of L/R channel (Input Selector)/ Output pin for L/R channel REC Output
1,13,25,29,31, 35,53, 57,74,77,80, 87,88,89,92	N.C.	No Connected PIN

IC22 : 24C08N10SC



Pin Name	Function
A0 - A2	Address Inputs
SDA	Serial Data
SCL	Serial Clock Inputs
WP	Write Protect
NC	No Connect

IC31 : CS42528-CQ

114 dB, 192 kHz 8-Ch Codec with S/PDIF Receiver

Features

- Eight 24-bit D/A, two 24-bit A/D Converters
- 114 dB DAC / 114 dB ADC Dynamic Range
- -100 dB THD+N
- System Sampling Rates up to 192 kHz
- S/PDIF Receiver Compatible with EIAJ CP1201 and IEC-60958
- Recovered S/PDIF Clock or System Clock Selection
- 8:2 S/PDIF Input MUX
- ADC High-pass Filter for DC Offset Calibration
- Expandable ADC Channels and One-line Mode Support
- Digital Output Volume Control with Soft Ramp
- Digital +/-15dB Input Gain Adjust for ADC
- Differential Analog Architecture
- Supports logic levels between 5 V and 1.8 V.

General Description

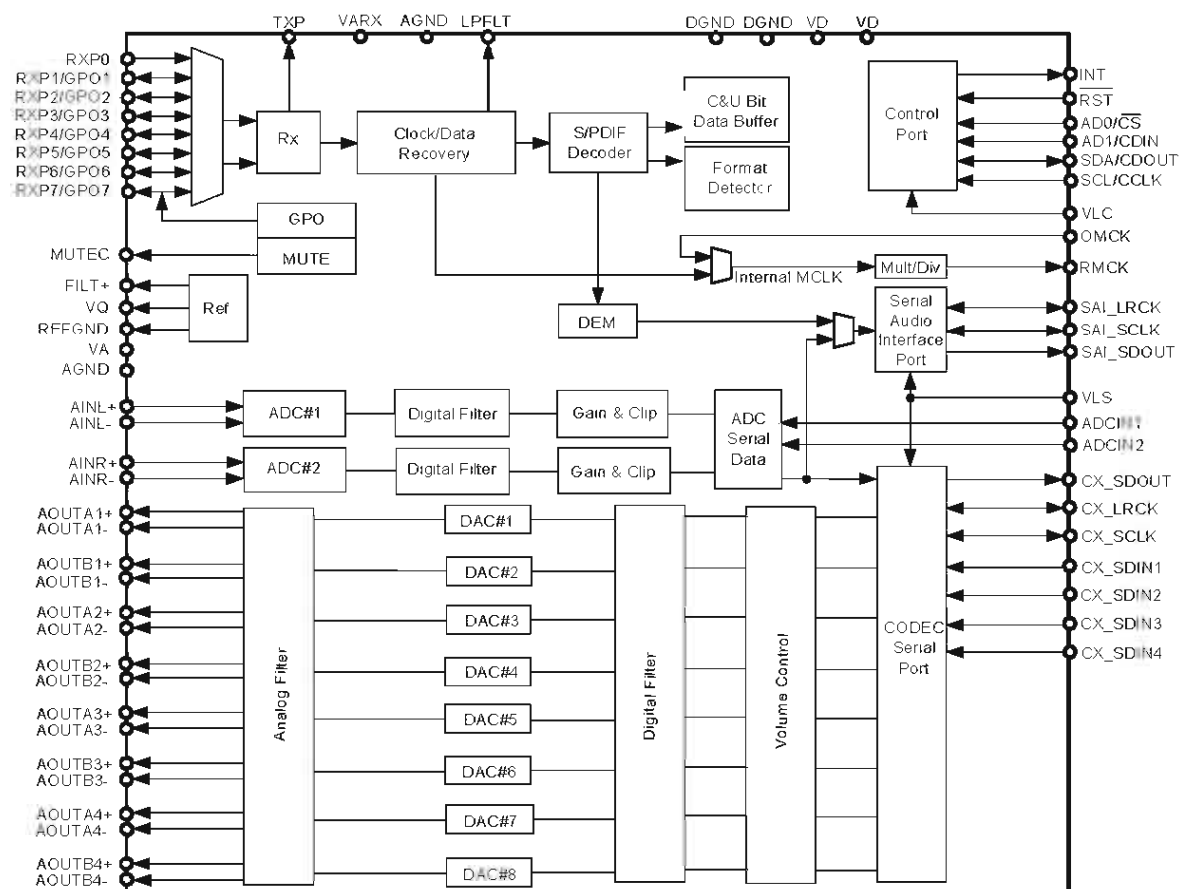
The CS42528 codec provides two analog-to-digital and eight digital-to-analog delta-sigma converters, as well as an integrated S/PDIF receiver, in a 64-pin LQFP package.

The CS42528 integrated S/PDIF receiver supports up to eight inputs, clock recovery circuitry and format auto-detection. The internal stereo ADC is capable of independent channel gain control for single-ended or differential analog inputs. All eight channels of DAC provide digital volume control and differential analog outputs. The general purpose outputs may be driven high or low, or mapped to a variety of DAC mute controls or ADC overflow indicators.


The CS42528 is ideal for audio systems requiring wide dynamic range, negligible distortion and low noise, such as AV receivers, DVD receivers, digital speaker and automotive audio systems.

ORDERING INFORMATION

CS42528-CQZ	-10° to 70° C	64-pin LQFP	Lead Free
CS42528-DQZ	-40° to 85° C	64-pin LQFP	Lead Free
CDB42528		Evaluation Board	



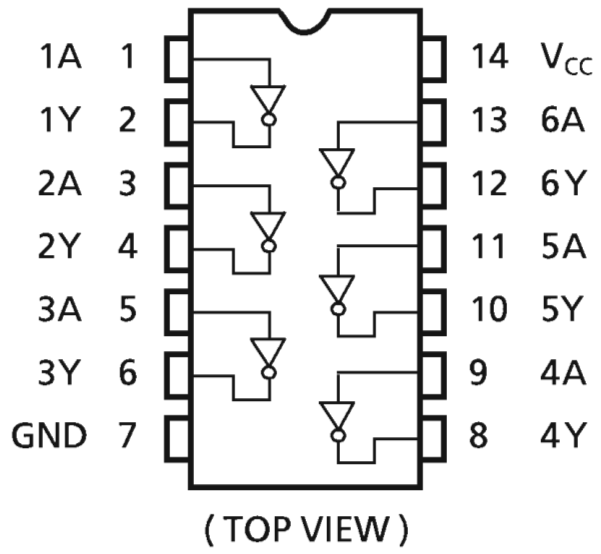
PIN DESCRIPTIONS



Pin Name	#	Pin Description
CX_SDIN1	1	Codec Serial Audio Data Input (Input) - Input for two's complement serial audio data.
CX_SDIN2	64	
CX_SDIN3	63	
CX_SDIN4	62	
CX_SCLK	2	CODEC Serial Clock (Input/Output) - Serial clock for the CODEC serial audio interface.
CX_LRCK	3	CODEC Left Right Clock (Input/Output) - Determines which channel, Left or Right, is currently active on the CODEC serial audio data line.
VD	4 51	Digital Power (Input) - Positive power supply for the digital section.
DGND	5 52	Digital Ground (Input) - Ground reference. Should be connected to digital ground.
VLC	6	Control Port Power (Input) - Determines the required signal level for the control port.
SCL/CCLK	7	Serial Control Port Clock (Input) - Serial clock for the serial control port. Requires an external pull-up resistor to the logic interface voltage in I ² C mode as shown in the Typical Connection Diagram.
SDA/CDOUT	8	Serial Control Data (Input/Output) - SDA is a data I/O line in I ² C mode and requires an external pull-up resistor to the logic interface voltage, as shown in the Typical Connection Diagram. CDOUT is the output data line for the control port interface in SPI mode.
AD1/CDIN	9	Address Bit 1 (I²C)/Serial Control Data (SPI) (Input) - AD1 is a chip address pin in I ² C mode; CDIN is the input data line for the control port interface in SPI mode.

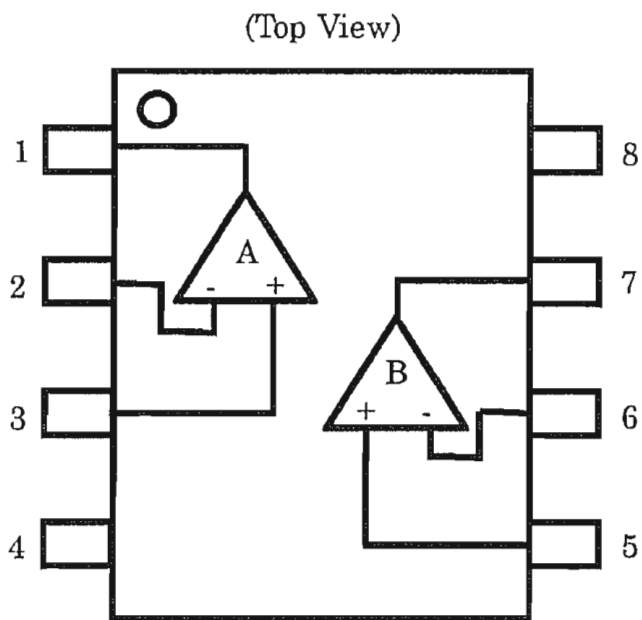
AD0/CS	10	Address Bit 0 (I²C)/Control Port Chip Select (SPI) (Input) - AD0 is a chip address pin in I ² C mode; $\overline{\text{CS}}$ is the chip select signal in SPI mode.
INT	11	Interrupt (Output) - The CS42528 will generate an interrupt condition as per the Interrupt Mask register. See "Interrupts" on page 40 for more details.
RST	12	Reset (Input) - The device enters a low power mode and all internal registers are reset to their default settings when low.
AINR- AINR+	13 14	Differential Right Channel Analog Input (Input) - Signals are presented differentially to the delta-sigma modulators via the AINR+/- pins.
AINL+ AINL-	15 16	Differential Left Channel Analog Input (Input) - Signals are presented differentially to the delta-sigma modulators via the AINL+/- pins.
VQ	17	Quiescent Voltage (Output) - Filter connection for internal quiescent reference voltage.
FILT+	18	Positive Voltage Reference (Output) - Positive reference voltage for the internal sampling circuits.
REFGND	19	Reference Ground (Input) - Ground reference for the internal sampling circuits.
AOUTA1 +,- AOUTB1 +,- AOUTA2 +,- AOUTB2 +,- AOUTA3 +,- AOUTB3 +,- AOUTA4 +,- AOUTB4 +,-	36,37 35,34 32,33 31,30 28,29 27,26 22,23 21,20	Differential Analog Output (Output) - The full-scale differential analog output level is specified in the Analog Characteristics specification table.
VA VARX	24 41	Analog Power (Input) - Positive power supply for the analog section.
AGND	25 40	Analog Ground (Input) - Ground reference. Should be connected to analog ground.
MUTEC	38	Mute Control (Output) - The Mute Control pin outputs high impedance following an initial power-on condition or whenever the PDN bit is set to a '1', forcing the codec into power-down mode. The signal will remain in a high impedance state as long as the part is in power-down mode. The Mute Control pin goes to the selected "active" state during reset, muting, or if the master clock to left/right clock frequency ratio is incorrect. This pin is intended to be used as a control for external mute circuits to prevent the clicks and pops that can occur in any single supply system. The use of external mute circuits are not mandatory but may be desired for designs requiring the absolute minimum in extraneous clicks and pops.
LPFLT	39	PLL Loop Filter (Output) - An RC network should be connected between this pin and ground.
RXP7/GPO7 RXP6/GPO6 RXP5/GPO5 RXP4/GPO4 RXP3/GPO3 RXP2/GPO2 RXP1/GPO1	42 43 44 45 46 47 48	S/PDIF Receiver Input/ General Purpose Output (Input/Output) - Receiver inputs for S/PDIF encoded data. The CS42528 has an internal 8:2 multiplexer to select the active receiver port, according to the Receiver Mode Control 2 register. These pins can also be configured as general purpose output pins, ADC Overflow indicators or Mute Control outputs according to the RXP/General Purpose Pin Control registers.
RXP0	49	S/PDIF Receiver Input (Input) - Dedicated receiver input for S/PDIF encoded data.
TXP	50	S/PDIF Transmitter Output (Output) - S/PDIF encoded data output, mapped directly from one of the receiver inputs as indicated by the Receiver Mode Control 2 register.
VLS	53	Serial Port Interface Power (Input) - Determines the required signal level for the serial port interfaces.
SAI_SDOUT	54	Serial Audio Interface Serial Data Output (Output) - Output for two's complement serial audio PCM data from the S/PDIF incoming stream. This pin can also be configured to transmit the output of the internal and external ADCs.
RMCK	55	Recovered Master Clock (Output) - Recovered master clock output from the External Clock Reference (OMCK, pin 59) or the PLL which is locked to the incoming S/PDIF stream or CX_LRCK.
CX_SDOUT	56	CODEC Serial Data Output (Output) - Output for two's complement serial audio data from the internal and external ADCs.
ADCIN1 ADCIN2	58 57	External ADC Serial Input (Input) - The CS42528 provides for up to two external stereo analog to digital converter inputs to provide a maximum of six channels on one serial data output line when the CS42528 is placed in One Line mode.
OMCK	59	External Reference Clock (Input) - External clock reference that must be within the ranges specified in the register "OMCK Frequency (OMCK Freqx)" on page 54.
SAI_LRCK	60	Serial Audio Interface Left/Right Clock (Input/Output) - Determines which channel, Left or Right, is currently active on the serial audio data line.
SAI_SCLK	61	Serial Audio Interface Serial Clock (Input/Output) - Serial clock for the Serial Audio Interface.

IC32 : 74HCU04



A	Y
L	H
H	L

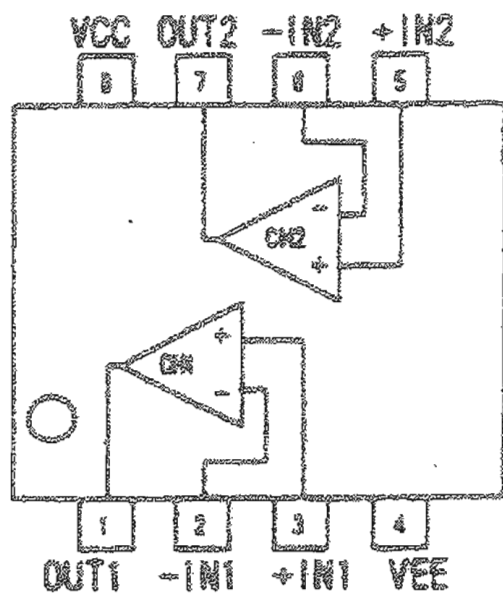
IC32, 33 : NJM2115M

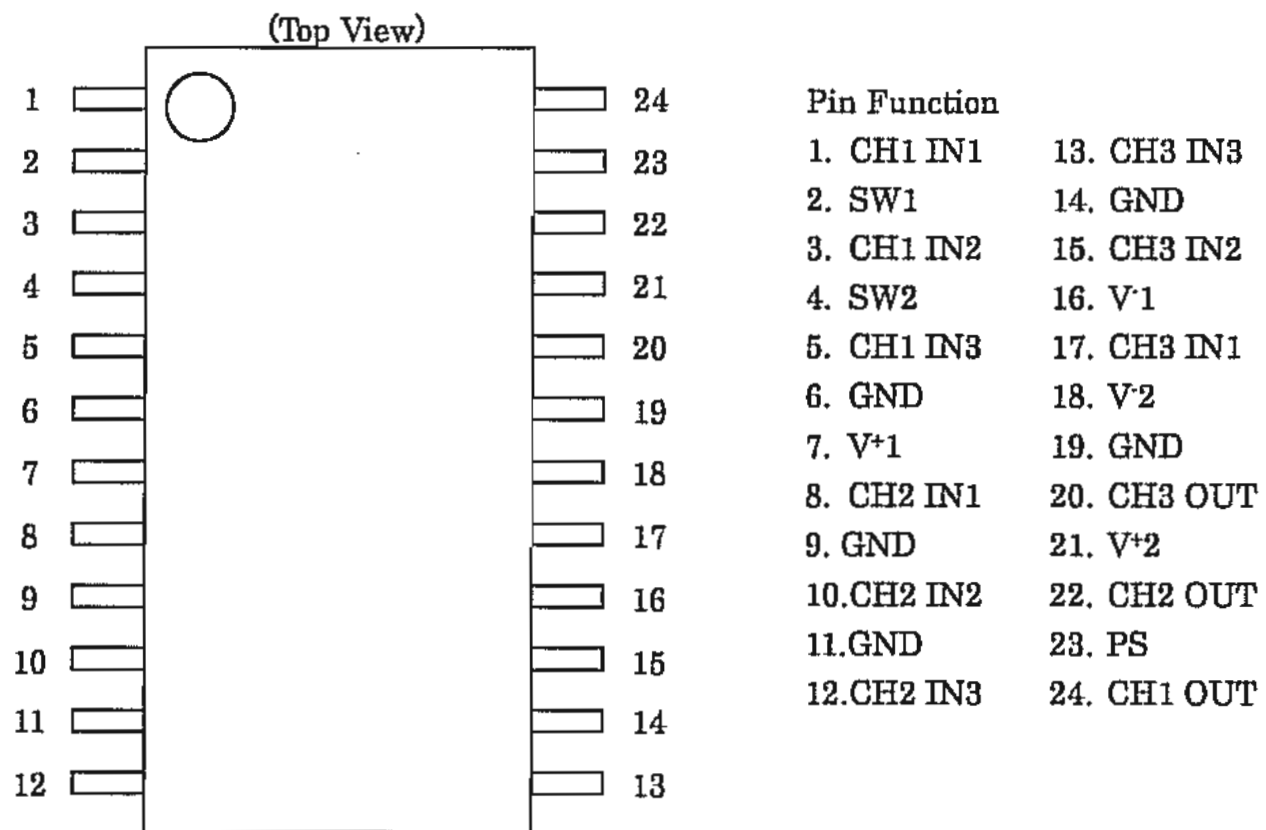
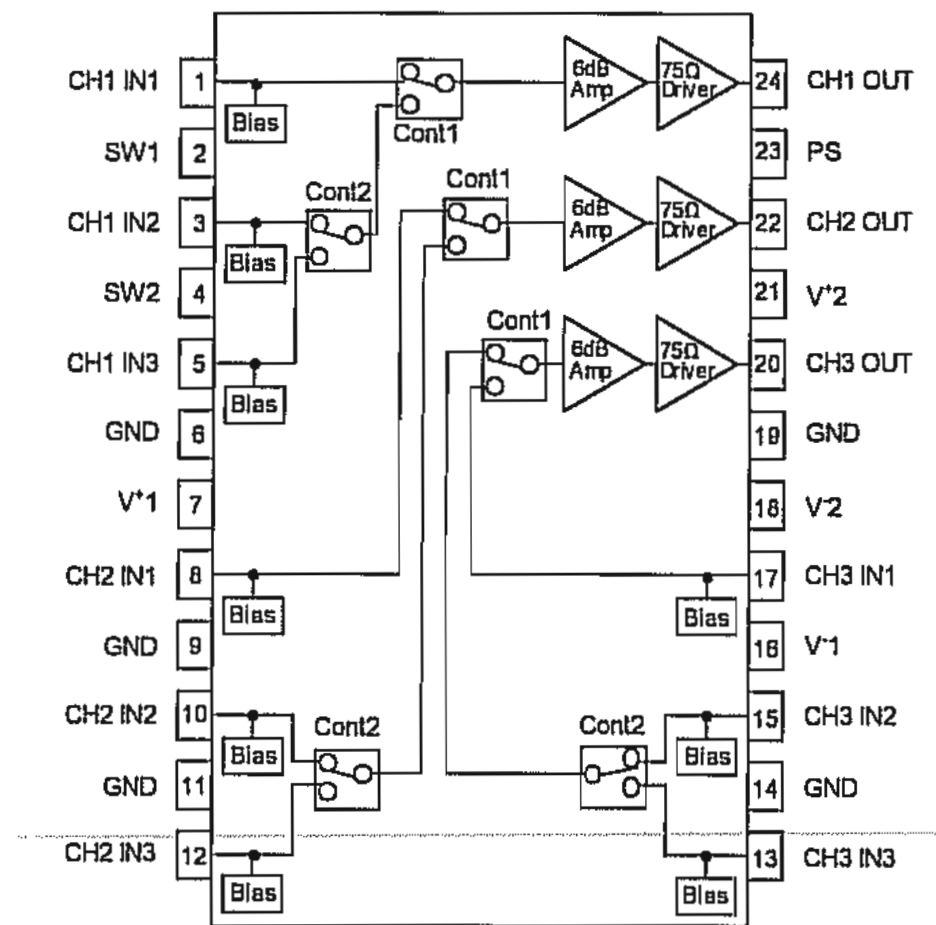


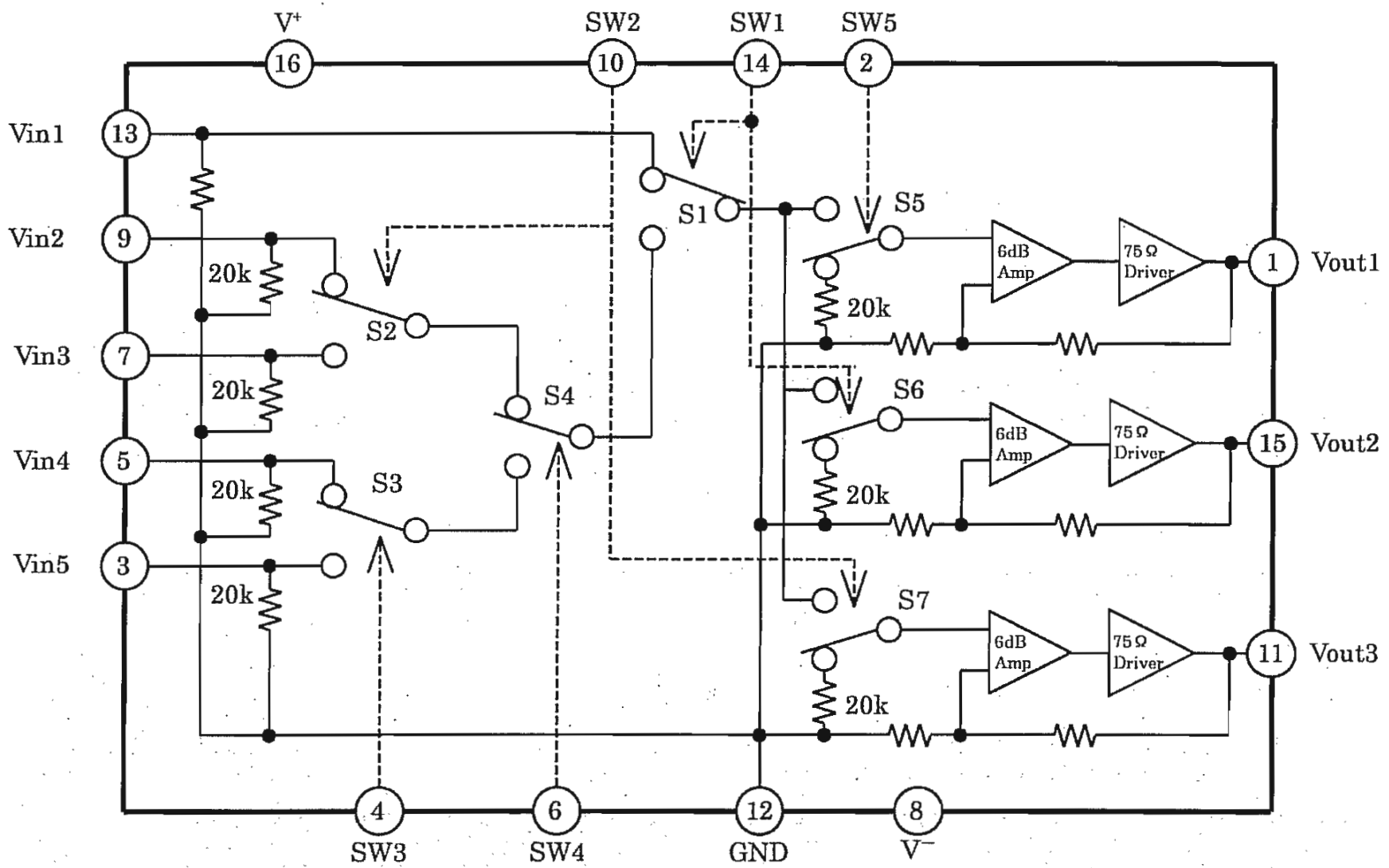
PIN FUNCTION

- 1. A OUTPUT
- 2. A-INPOT
- 3. A+INPOT
- 4. V⁻
- 5. B+INPOT
- 6. B-INPOT
- 7. B OUTPUT
- 8. V⁺

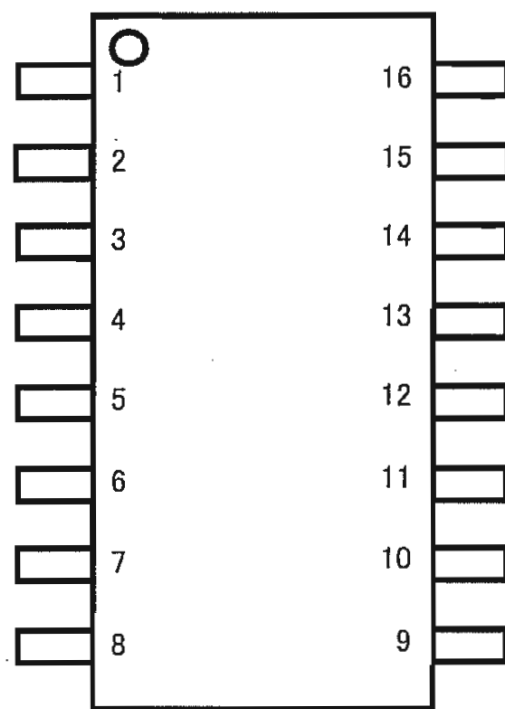
IC12, 35 - 37: BA4560RF







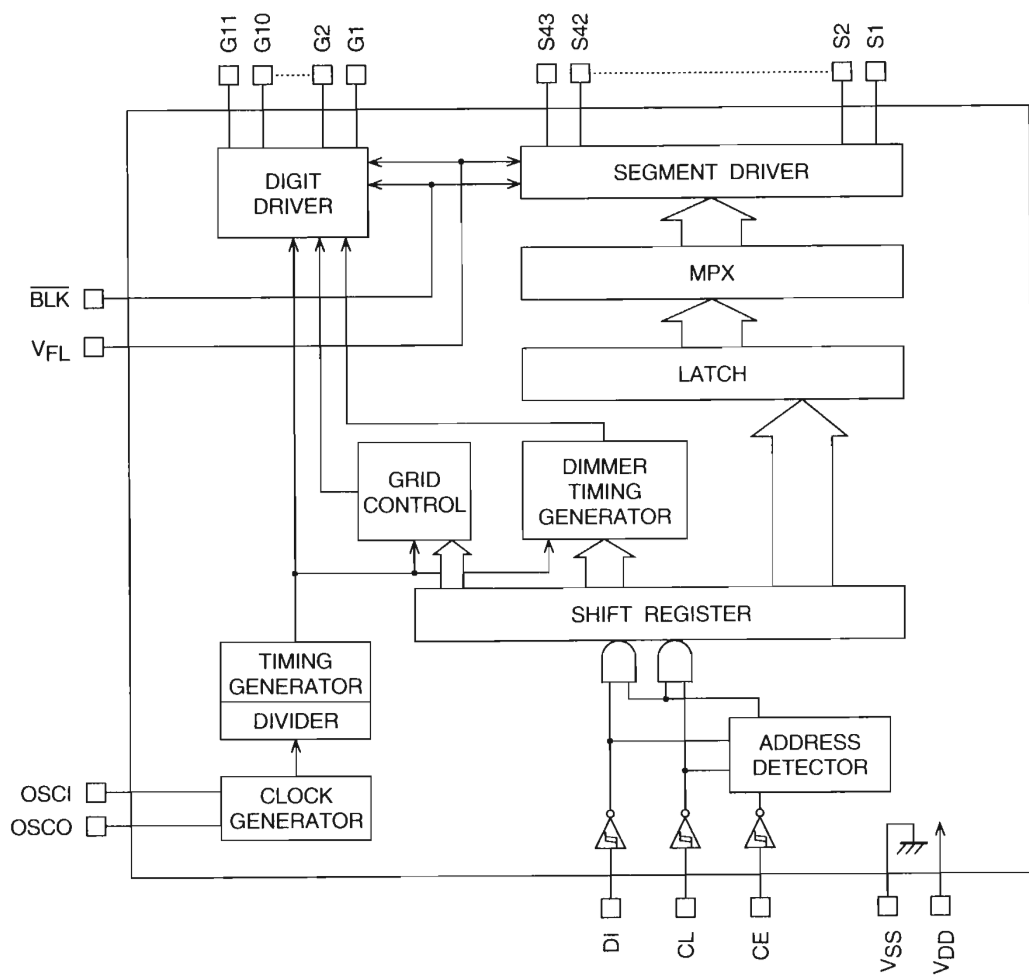
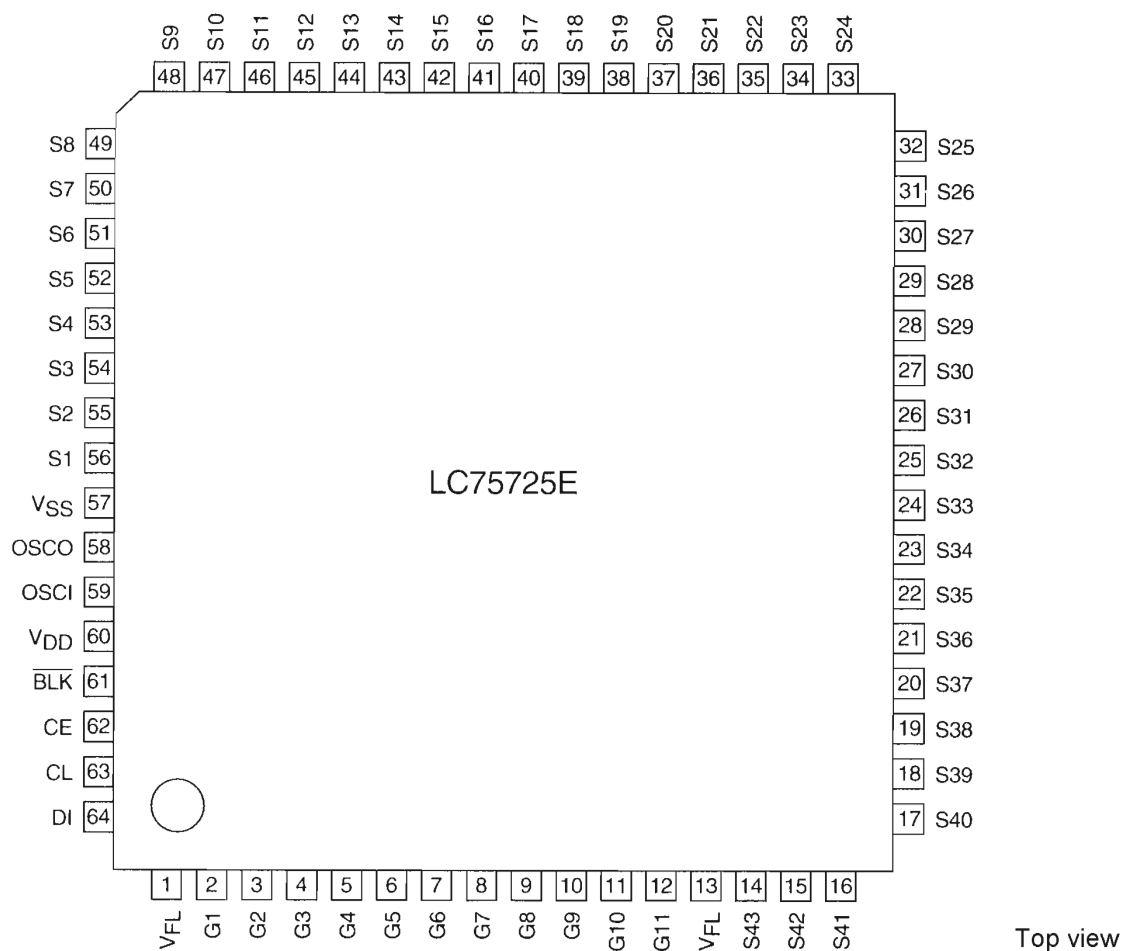
(Top View)



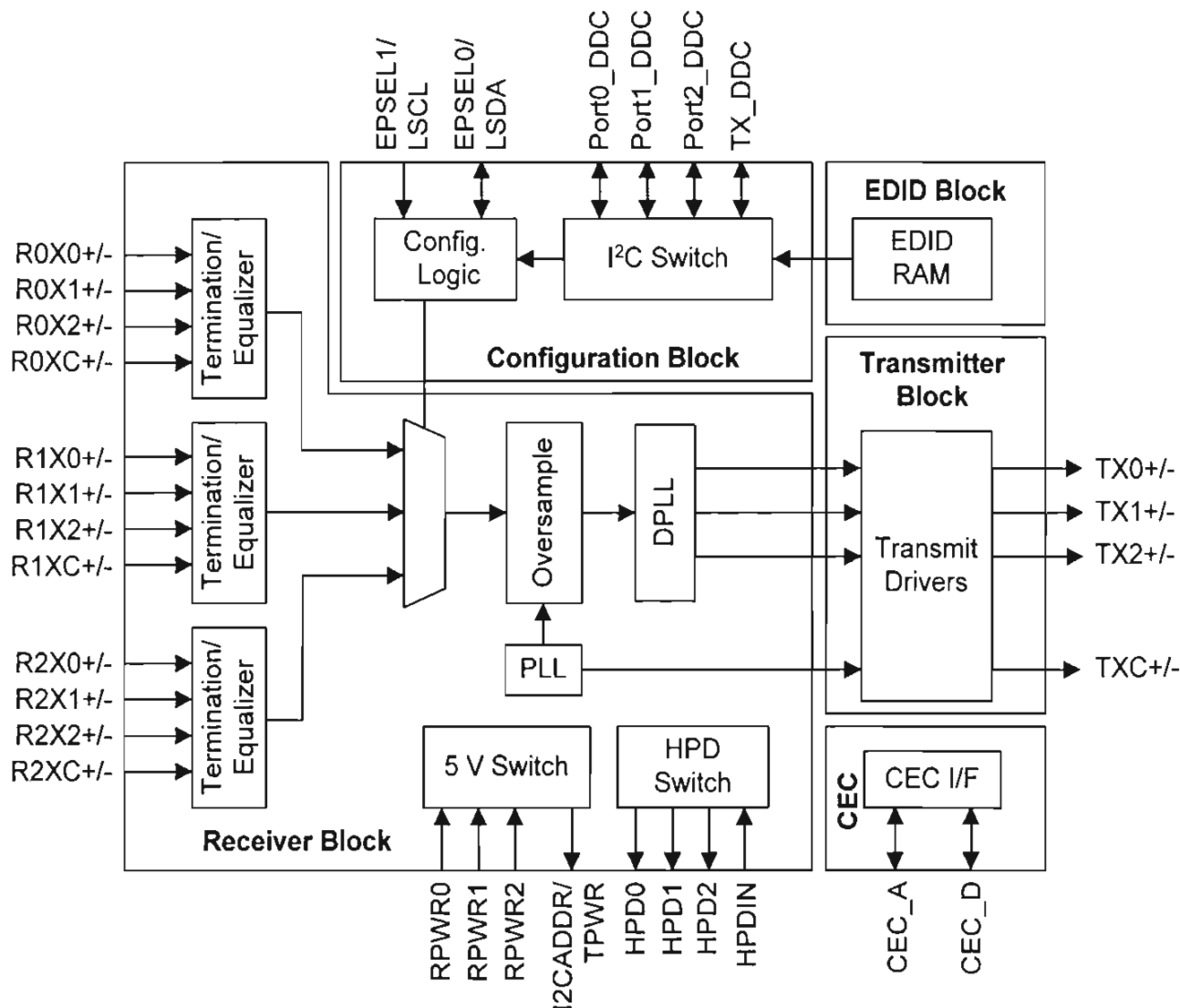

PIN FUNCTION

- 1. Vout1
- 2. SW5
- 3. Vin5
- 4. SW3
- 5. Vin4
- 6. SW4
- 7. Vin3
- 8. V⁻
- 9. Vin2
- 10. SW2
- 11. Vout3
- 12. GND
- 13. Vin1
- 14. SW1
- 15. Vout2
- 16. V⁺

IC71 : LC75725E



Pin	Pin No.	Function	I/O	Handling when unused
V _{FL}	1, 13	Driver block power supply connection. (Both pins must be connected.)	—	—
V _{DD}	60	Logic block power supply connection. Provide a voltage between 4.5 and 5.5 V.	—	—
V _{SS}	57	Power supply connection. Connect to the ground.	—	—
OSCI	59	Oscillator connection. An oscillator circuit is formed by connecting an external resistor and capacitor to these pins.	I	GND
OSCO	58		O	OPEN
BLK	61	Display off control input. BLK = Low (V _{SS}) ... Display off. (S1 to S43 and G1 to G11 at V _{FL} level.) BLK = High (V _{DD}) ... Display on. Note that serial data can be transferred while the display is turned off.	I	GND
CL	63	Serial data transfer inputs. These pins must be connected to the system microcontroller. CL: Synchronization clock DI: Transfer data CE: Chip enable	I	GND
DI	64			
CE	62			
G1 to G11	2 to 12	Digit outputs. These pins are P-channel open drain outputs with pull-down resistors.	O	OPEN
S1 to S43	56 to 14	Segment outputs for displaying the display data transferred by serial data input. These pins are P-channel open drain outputs with pull-down resistors.	O	OPEN



System Switching Pins

Pin Name	Pin #	Type	Dir	Description
DSDA0, DSDA1, DSDA2	30, 50, 70	LVTTL, Schmitt trigger, Open drain, 5-V tolerant	Input/ Output	DDC I ² C Data for respective port. These signals are true open drain, and do not pull to ground when power is not applied to the device. These pins require an external pull-up resistor.
DSCL0, DSCL1, DSCL2	31, 51, 71	LVTTL, Schmitt trigger, Open drain, 5-V tolerant	Input	DDC I ² C Clock for respective port. These signals are true open drain, and do not pull to ground when power is not applied to the device. These pins require an external pull-up resistor.
RPWR0, RPWR1, RPWR2	32, 52, 72	LVTTL, 5 V tolerant	Input	5 V Port detection input for respective port. Connect to 5 V signal from HDMI input connector.
HPD0, HDP1, HPD2	16, 36, 56	LVTTL, 2 mA, 5-V tolerant	Output	Hot Plug Detect Output for respective port. Connect to HOTPLUG of HDMI input connector.
HPDIN	76	LVTTL, 5-V tolerant	Input	Hot Plug Detect Input.
TSCL	78	LVTTL, Schmitt trigger, Open drain, 5-V tolerant	Output	Master DDC I ² C Clock (Open Drain Output) to HDMI receiver. I ² C transactions required for HDCP operation are performed over this I ² C bus. These signals are true open drain, and do not pull to ground when power is not applied to the device. These pins require an external pull-up resistor.
TSDA	77	LVTTL, Schmitt trigger, Open drain, 5-V tolerant	Input/ Output	Master DDC Data (Open drain output.) to HDMI receiver. I ² C transactions required for HDCP operation are performed over this I ² C bus. These signals are true open drain, and do not pull to ground when power is not applied to the device. These pins require an external pull-up resistor.

Configuration Pins

Pin Name	Pin #	Type	Dir	Description
I2CADDR/ TPWR	79	LVTTL, 4 mA, 5-V tolerant	Input/ Output	I ² C Slave Address input / Transmit Power Sense Output. When RESET# is LOW, this pin is used as an input to latch the I ² C sub-address. The level on this pin is latched when the RESET# pin transitions from LOW to HIGH. When RESET# is HIGH, this pin is used as the TPWR output, indicating that the receive port has 5 V present. Refer to page 9 for more information.
I2CSEL/ INT#	35	Schmitt trigger, Open drain, 4 mA, 5-V tolerant	Input/ Output	Interrupt Output. For information about the use of this dual-purpose pin, refer to the I2CSEL/INT section on page 8. This is an open-drain output and requires an external pull-up resistor. Standalone mode is supported only up to 165 MHz. Above that limit, I ² C Control mode must be used.
RSVDL	75		Input	Reserved for use by Silicon Image and must be tied LOW.

Control Pins

Pin Name	Pin #	Type	Dir	Description
RESET#	13	LVTTL, Schmitt trigger, 5-V tolerant	Input	Reset Pin (Active LOW). Certain configuration inputs are latched when RESET# transitions from LOW to HIGH. Refer to page 8 for more information.
LSCL/ EPSEL1	15	Schmitt trigger, Open drain, 5-V tolerant	Input	Local I ² C Clock / External Port Select 1. When I2CSEL is HIGH, this is the Local I ² C bus clock pin, LSCL. When I2CSEL is LOW, this is the external port select pin, EPSEL1. This pin is true open drain, so it does not pull to ground if power is not applied. An external pull-up resistor is required. Refer to page 8 for more information.
LSDA/ EPSEL0	14	LVTTL, Schmitt trigger, Open drain, 5-V tolerant	Input/ Output	Local I ² C Data / External Port Select 0. When I2CSEL is HIGH, this is the Local I ² C bus data pin, LSDA. When I2CSEL is LOW, this is the external port select pin, EPSEL0. This pin is true open drain, so it does not pull to ground if power is not applied. An external pull-up resistor is required. Refer to page 8 for more information.

CEC Pins

Pin Name	Pin #	Type	Direction	Description
CEC_A	54	CEC Compliant, 5-V tolerant	Input/ Output	HDMI compliant CEC I/O used to interface to CEC devices. CEC electrically compliant signal. This pin connects to the CEC signal of all HDMI connectors in the system. As an input, the pin acts as a LVTTL Schmitt triggered input and is 5 V tolerant. As an output, the pin acts as an NMOS driver with resistive pull-up. This pin has an internal pull-up resistor.
CEC_D	53	LVTTL, Schmitt trigger, Open drain, 5-V tolerant	Input/ Output	CEC interface to local system. This pin is a true open-drain and an external pull-up resistor is required. This pin typically connects to the local CPU.

Differential Signal Data Pins

Pin Name	Pin #	Type	Dir	Description
R0X0+	22	TMDS	Input	TMDS input Port 0 data pairs.
R0X0-	21	TMDS	Input	
R0X1+	25	TMDS	Input	
R0X1-	24	TMDS	Input	
R0X2+	28	TMDS	Input	
R0X2-	27	TMDS	Input	
R0C+	19	TMDS	Input	TMDS input Port 0 clock pair.
R0C-	18	TMDS	Input	
R1X0+	42	TMDS	Input	TMDS input Port 1 data pairs.
R1X0-	41	TMDS	Input	
R1X1+	45	TMDS	Input	
R1X1-	44	TMDS	Input	
R1X2+	48	TMDS	Input	
R1X2-	47	TMDS	Input	
R1C+	39	TMDS	Input	TMDS input Port 1 clock pair.
R1C-	38	TMDS	Input	
R2X0+	62	TMDS	Input	TMDS input Port 2 data pairs.
R2X0-	61	TMDS	Input	
R2X1+	65	TMDS	Input	
R2X1-	64	TMDS	Input	
R2X2+	68	TMDS	Input	
R2X2-	67	TMDS	Input	
R2C+	59	TMDS	Input	TMDS input Port 2 clock pair.
R2C-	58	TMDS	Input	
TX0+	7	TMDS	Output	TMDS output data pairs.
TX0-	8	TMDS	Output	
TX1+	4	TMDS	Output	
TX1-	5	TMDS	Output	
TX2+	1	TMDS	Output	
TX2-	2	TMDS	Output	
TXC+	10	TMDS	Output	TMDS output clock pair.
TXC-	11	TMDS	Output	
EXT_SWING	12	Analog	Input	Voltage Swing Adjust. A resistor tied from this pin to AVCC18 determines the amplitude of the voltage swing. Silicon Image recommends a value of 750 ohms.

Power and Ground Pins

Pin Name	Pin #	Type	Description
AVCC33	23, 43, 55, 63	Power	Analog VCC. Connect to 3.3 V supply.
AVCC18	6, 17, 29, 37, 49, 57, 69	Power	Analog VCC. Connect to 1.8 V supply.
AGND	3, 9, 20, 26, 40, 46, 60, 66, 80	Ground	Analog GND.
DVCC18	33, 73	Power	Digital VCC. Connect to 1.8 V supply.
DGND	34, 74	Ground	Digital GND.

13. ELECTRICAL PARTS LIST

PARTS INFORMATION

RESISTORS

- 1) 00MGD05 × × × 140, Carbon film fixed resistor, ±5% 1/4W
- 2) 00MGD05 × × × 160, Carbon film fixed resistor, ±5% 1/6W

① — Resistance value

Examples ;

- ① Resistance value
- | | | | |
|--------------|--------------|---------------|---------------|
| 0.1Ω ... 001 | 10Ω ... 100 | 1kΩ ... 102 | 100kΩ ... 104 |
| 0.5Ω ... 005 | 18Ω ... 180 | 2.7kΩ ... 272 | 680kΩ ... 684 |
| 1Ω ... 010 | 100Ω ... 101 | 10kΩ ... 103 | 1MΩ ... 105 |
| 6.8Ω ... 068 | 390Ω ... 391 | 22kΩ ... 223 | 4.7MΩ ... 475 |

Note : Please distinguish 1/4W from 1/6W by the shape of parts used actually.

CAPACITORS

CERAMIC CAP.

- 3) 00MDD1 × × × × 370, Ceramic capacitor
Disc type
Temp.coeff.P350 ~ N1000, 50V
- ② — Capacity value
③ — Tolerance

Examples ;

- ② Tolerance (Capacity deviation)
- ±0.25pF ... 0
 - ±0.5pF ... 1
 - ±5% ... 5

* Tolerance of COMMON PARTS handled here are as follows :

- 0.5pF ~ 5pF ... ±0.25pF
- 6pF ~ 10pF ... ±0.5pF
- 12pF ~ 560pF ... ±5%

③ Capacity value

- | | | |
|---------------|--------------|---------------|
| 0.5pF ... 005 | 3pF ... 030 | 100pF ... 101 |
| 1pF ... 010 | 10pF ... 100 | 220pF ... 221 |
| 1.5pF ... 015 | 47pF ... 470 | 560pF ... 561 |

CERAMIC CAP.

- 4) 00MDK16 × × × 300, High dielectric constant ceramic capacitor
Disc type
Temp.chara. 2B4, 50V
- ④ — Capacity value

Examples ;

- ④ Capacity value
- | | | |
|---------------|----------------|-----------------|
| 100pF ... 101 | 1000pF ... 102 | 10000pF ... 103 |
| 470pF ... 471 | 2200pF ... 222 | |

ELECTROLY CAP. ($\frac{\square}{\square}$)

- 5) 00MEA × × × × × 10, Electrolytic capacitor
One-way lead type, Tolerance ±20%
- ⑤ — Working voltage
⑥ — Capacity value

Examples ;

- ⑤ Capacity value
- | | | |
|----------------|---------------|----------------|
| 0.1μF ... 104 | 4.7μF ... 475 | 100μF ... 107 |
| 0.33μF ... 334 | 10μF ... 106 | 330μF ... 337 |
| 1μF ... 105 | 22μF ... 226 | 1100μF ... 118 |
| | | 2200μF ... 228 |
- ⑥ Working voltage
- | | |
|--------------|-------------|
| 6.3V ... 006 | 25V ... 025 |
| 10V ... 010 | 35V ... 035 |
| 16V ... 016 | 50V ... 050 |

FILM CAP. ($\frac{\square}{\square}$)

- 6) 00MDF15 × × × 350 — Plastic film capacitor
One-way type, Mylar ±5% 50V
 - 00MDF15 × × × 310 — Plastic film capacitor
One-way type, Mylar ±10% 50V
 - 00MDF16 × × × 310 — Plastic film capacitor
One-way type, Mylar ±10% 50V
- ⑦ — Capacity value

Examples ;

- ⑦ Capacity value
- | | |
|--------------------------|----------------|
| 0.001μF (1000pF) ... 102 | 0.1μF ... 104 |
| 0.0018μF ... 182 | 0.56μF ... 564 |
| 0.01μF ... 103 | 1μF ... 105 |
| 0.015μF ... 153 | |

NOTE ON SAFETY FOR FUSIBLE RESISTOR :

The suppliers and their type numbers of fusible resistors are as follows;

1. KOA Corporation

- | Part No. (MJI) | Type No. (KOA) | Description |
|-------------------|--------------------|-------------|
| 00MNH05 × × × 140 | RF25S × × × × ΩJ | (±5% 1/4W) |
| 00MNH05 × × × 120 | RF50S × × × × ΩJ | (±5% 1/2W) |
| 00MNH85 × × × 110 | RF73B2A × × × × ΩJ | (±5% 1/10W) |
| 00MNH95 × × × 140 | RF73B2E × × × × ΩJ | (±5% 1/4W) |

* Resistance value (0.1 - 10kΩ)

2. Matsushita Electronic Components Co., Ltd

- | Part No. (MJI) | Type No. (MEC) | Description |
|-------------------|----------------|-------------|
| 00MNF05 × × × 140 | ERD-2FCJ × × × | (±5% 1/4W) |
| 00MRF05 × × × 140 | | |
| 00MNF02 × × × 140 | ERD-2FCG × × × | (±2% 1/4W) |
| 00MRF02 × × × 140 | | |

* Resistance value

Examples ;

- * Resistance value
- | | | | |
|--------------|--------------|---------------|---------------|
| 0.1Ω ... 001 | 10Ω ... 100 | 1kΩ ... 102 | 100kΩ ... 104 |
| 0.5Ω ... 005 | 18Ω ... 180 | 2.7kΩ ... 272 | 680kΩ ... 684 |
| 1Ω ... 010 | 100Ω ... 101 | 10kΩ ... 103 | 1MΩ ... 105 |
| 6.8Ω ... 068 | 390Ω ... 391 | 22kΩ ... 223 | 4.7MΩ ... 475 |

ABBREVIATION AND MARKS

ANT. : ANTENNA	BATT. : BATTERY
CAP. : CAPACITOR	CER. : CERAMIC
CONN. : CONNECTING	DIG. : DIGITAL
HP : HEADPHONE	MIC. : MICROPHONE
μ-PRO : MICROPROCESSOR	REC. : RECORDING
RES. : RESISTOR	SPK : SPEAKER
SW : SWITCH	TRANSF. : TRANSFORMER
TRIM. : TRIMMING	TRS. : TRANSISTOR
VAR. : VARIABLE	X'TAL : CRYSTAL

NOTE ON FUSE :

Regarding to all parts of parts code 00MFS20xxx2xx, replace only with Wickmann-Werke GmbH, Type 372 non glass type fuse.

NOTE ON SAFETY :

Symbol Fire or electrical shock hazard. Only original parts should be used to replaced any part marked with symbol . Any other component substitution (other than original type), may increase risk of fire or electrical shock hazard.

安全上の注意 :

がついている部品は、安全上重要な部品です。必ず指定されている部品番号の部品を使用して下さい。

P.W.B. NAME	POS. NO.	VERS. COLOR	PART NO. (MZ)	PART NAME	DESCRIPTION
					DSP(CUP12228Z)
DSP	C301		00MDK96104300	CER. CAP.	0.1UF50VK CCUS1H104KC
DSP	C302		00MDD95101300	CER. CAP.	100PF50VJA CCUS1H101JA
DSP	C303		00MDD95101300	CER. CAP.	100PF50VJA CCUS1H101JA
DSP	C304		00MDD95101300	CER. CAP.	100PF50VJA CCUS1H101JA
DSP	C305		00MDK96104300	CER. CAP.	0.1UF50VK CCUS1H104KC
DSP	C306		90M-EY000420R	ELECT CAP.	100UF/6.3V HCEC0JRV2101T
DSP	C307		00MDK96104300	CER. CAP.	0.1UF50VK CCUS1H104KC
DSP	C308		00MDK96103300	CER. CAP.	0.01UF50VKC CCUS1H103KC
DSP	C309		00MDK96104300	CER. CAP.	0.1UF50VK CCUS1H104KC
DSP	C310		00MDK96103300	CER. CAP.	0.01UF50VKC CCUS1H103KC
DSP	C311		00MDK96104300	CER. CAP.	0.1UF50VK CCUS1H104KC
DSP	C312		90M-EY000420R	ELECT CAP.	100UF/6.3V HCEC0JRV2101T
DSP	C314		00MDK96103300	CER. CAP.	0.01UF50VKC CCUS1H103KC
DSP	C315		00MDK96104300	CER. CAP.	0.1UF50VK CCUS1H104KC
DSP	C316		90M-EY000420R	ELECT CAP.	100UF/6.3V HCEC0JRV2101T
DSP	C317		00MDK98223300	CER. CAP.	0.022UF50VKC CCUS1H223KC
DSP	C318		00MDK96102300	CER. CAP.	1000PF50VKC CCUS1H102KC
DSP	C319		943134005140M	CAP.ELECT	CM6.3VV220UF HCEC0JRV2221T
DSP	C320		90M-EY000420R	ELECT CAP.	100UF/6.3V HCEC0JRV2101T
DSP	C321		00MDK96104300	CER. CAP.	0.1UF50VK CCUS1H104KC
DSP	C322		00MDK96103300	CER. CAP.	0.01UF50VKC CCUS1H103KC
DSP	C323		943134005150M	CAP.ELECT	10UF/16V HCEC1CRV2100T
DSP	C324		00MDK96104300	CER. CAP.	0.1UF50VK CCUS1H104KC
DSP	C325		943134005150M	CAP.ELECT	10UF/16V HCEC1CRV2100T
DSP	C326		00MDK96104300	CER. CAP.	0.1UF50VK CCUS1H104KC
DSP	C329		943134005160M	CAP.ELECT	22UF/6.3V HCEC0JRV2220T
DSP	C330		943134005160M	CAP.ELECT	22UF/6.3V HCEC0JRV2220T
DSP	C335		00MDD95151300	CER. CAP.	150PF50VJA CCUS1H151JA
DSP	C336		00MDD95151300	CER. CAP.	150PF50VJA CCUS1H151JA
DSP	C341		00MDD95101300	CER. CAP.	100PF50VJA CCUS1H101JA
DSP	C342		00MDD95101300	CER. CAP.	100PF50VJA CCUS1H101JA
DSP	C345		90M-EY000420R	ELECT CAP.	100UF/6.3V HCEC0JRV2101T
DSP	C346		00MDK96104300	CER. CAP.	0.1UF50VK CCUS1H104KC
DSP	C347		00MDK96104300	CER. CAP.	0.1UF50VK CCUS1H104KC
DSP	C348		00MDK96104300	CER. CAP.	0.1UF50VK CCUS1H104KC
DSP	C349		00MDK96272300	CER. CAP.	2700PF50VKC CCUS1H272KC
DSP	C350		00MDK96272300	CER. CAP.	2700PF50VKC CCUS1H272KC
DSP	C351		00MDK96103300	CER. CAP.	0.01UF50VKC CCUS1H103KC
DSP	C352		00MDK96103300	CER. CAP.	0.01UF50VKC CCUS1H103KC
DSP	C353		00MDK96103300	CER. CAP.	0.01UF50VKC CCUS1H103KC
DSP	C354		00MDK96103300	CER. CAP.	0.01UF50VKC CCUS1H103KC
DSP	C355		00MDK96103300	CER. CAP.	0.01UF50VKC CCUS1H103KC
DSP	C397		00MDK96104300	CER. CAP.	0.1UF50VK CCUS1H104KC
DSP	C398		00MDK96104300	CER. CAP.	0.1UF50VK CCUS1H104KC
DSP	C399		00MDK96104300	CER. CAP.	0.1UF50VK CCUS1H104KC
DSP	C401		90M-EY000420R	ELECT CAP.	100UF/6.3V HCEC0JRV2101T
DSP	C402		00MDK96104300	CER. CAP.	0.1UF50VK CCUS1H104KC
DSP	C403		90M-EY000420R	ELECT CAP.	100UF/6.3V HCEC0JRV2101T
DSP	C404		00MDK96104300	CER. CAP.	0.1UF50VK CCUS1H104KC
DSP	C405		00MDK96104300	CER. CAP.	0.1UF50VK CCUS1H104KC
DSP	C406		00MDK96104300	CER. CAP.	0.1UF50VK CCUS1H104KC
DSP	C407		00MDK96104300	CER. CAP.	0.1UF50VK CCUS1H104KC
DSP	C408		00MDK96104300	CER. CAP.	0.1UF50VK CCUS1H104KC
DSP	C409		00MDK96104300	CER. CAP.	0.1UF50VK CCUS1H104KC
DSP	C410		00MDK96104300	CER. CAP.	0.1UF50VK CCUS1H104KC
DSP	C411		00MDK96104300	CER. CAP.	0.1UF50VK CCUS1H104KC
DSP	C412		00MDK96104300	CER. CAP.	0.1UF50VK CCUS1H104KC
DSP	C413		00MDK96104300	CER. CAP.	0.1UF50VK CCUS1H104KC
DSP	C414		00MDK96104300	CER. CAP.	0.1UF50VK CCUS1H104KC
DSP	C415		00MDK96104300	CER. CAP.	0.1UF50VK CCUS1H104KC
DSP	C416		00MDK96104300	CER. CAP.	0.1UF50VK CCUS1H104KC
DSP	C417		00MDK96104300	CER. CAP.	0.1UF50VK CCUS1H104KC
DSP	C418		90M-EY000420R	ELECT CAP.	100UF/6.3V HCEC0JRV2101T
DSP	C419		90M-DK900090R	CER. CAP.	1UF10VKC CCUS1A105KC
DSP	C420		00MDK96103300	CER. CAP.	0.01UF50VKC CCUS1H103KC
DSP	C421		00MDD95220300	CAP. CHIP	22PF50VJ CCUS1H220JA
DSP	C422		00MDD95180300	CER. CAP.	18PF50VJA CCUS1H180JA
DSP	C431		00MDD95101300	CER. CAP.	100PF50VJA CCUS1H101JA
DSP	C432		00MDD95101300	CER. CAP.	100PF50VJA CCUS1H101JA
DSP	C433		00MDD95101300	CER. CAP.	100PF50VJA CCUS1H101JA
DSP	C434		00MDK96104300	CER. CAP.	0.1UF50VK CCUS1H104KC

NOTE "nsp" PART IS LISTED FOR REFERENCE ONLY, D&M WILL NOT SUPPLY THESE PARTS

P.W.B. NAME	POS. NO.	VERS. COLOR	PART NO. (MZ)	PART NAME	DESCRIPTION
DSP	C435		00MDK96104300	CER. CAP.	0.1UF50VK CCUS1H104KC
DSP	C441		943134005170M	CAP.ELECT	CM6.3WV220UF HCEC0JRV2221T
DSP	C442		00MDK96104300	CER. CAP.	0.1UF50VK CCUS1H104KC
DSP	C443		90M-EY000420R	ELECT CAP.	100UF/6.3V HCEC0JRV2101T
DSP	C444		00MDK96104300	CER. CAP.	0.1UF50VK CCUS1H104KC
DSP	C445		90M-EY000420R	ELECT CAP.	100UF/6.3V HCEC0JRV2101T
DSP	C446		00MDK96104300	CER. CAP.	0.1UF50VK CCUS1H104KC
DSP	C447		943134005170M	CAP.ELECT	CM6.3WV220UF HCEC0JRV2221T
DSP	C448		00MDK96104300	CER. CAP.	0.1UF50VK CCUS1H104KC
DSP	C449		90M-EY000420R	ELECT CAP.	100UF/6.3V HCEC0JRV2101T
DSP	C450		00MDK96104300	CER. CAP.	0.1UF50VK CCUS1H104KC
DSP	CN41		nsp	WAFER	WAFER,HOUSING(2MMPITCH) CJP44HA213ZB
DSP	IC31		90M-HC110090R	IC	CS42528-CQ HVICS42528-CQ
DSP	IC32		00MHC10172090	IC	NJM2115MDOPAMP HVINJM2115MDTE1
DSP	IC33		00MHC10172090	IC	NJM2115MDOPAMP HVINJM2115MDTE1
DSP	IC41		943239005180M	IC	DSPAUDIODECODERCS495313 CVICS495313CQZ
DSP	IC43		943239005190M	IC	REGULATOR3.3VTO-252-3 CVINJM2845DL133
DSP	IC44		90M-HC301010R	IC	I.C,REGULATOR(TO-220IS-4) CVIKIA278R00PI
DSP	L401		90M-FC900400R	FERRITE CORE	BEADCHIP60(1608SIZE) CLZ9R005Z
DSP	L431		90M-FC900340R	FERRITE CORE	HU-1H4516-600JT CLZ9Z014Z
DSP	L432		90M-FC900340R	FERRITE CORE	HU-1H4516-600JT CLZ9Z014Z
DSP	L433		90M-FC900340R	FERRITE CORE	HU-1H4516-600JT CLZ9Z014Z
DSP	PCB1		nsp	PCB	PCB,DSPSR3053(194X160FR4/2) CUP12228Z
DSP	R301		00MNN05101610	CHIP RES.	100OHM1/10WJ CRJ10DJ101T
DSP	R302		00MNN05330610	CHIP RES.	33OHM1/10WJ CRJ10DJ330T
DSP	R303		00MNN05330610	CHIP RES.	33OHM1/10WJ CRJ10DJ330T
DSP	R304		00MNN05330610	CHIP RES.	33OHM1/10WJ CRJ10DJ330T
DSP	R305		00MNN05000610	CHIP RES.	0OHM1/10WJ CRJ10DJ0R0T
DSP	R307		00MNN05560610	RES, CHIP	56OHM1/10WJ CRJ10DJ560T
DSP	R308		00MNN05102610	CHIP RES.	1KOHM1/10WJ CRJ10DJ102T
DSP	R310		00MNN05102610	CHIP RES.	1KOHM1/10WJ CRJ10DJ102T
DSP	R311		00MNN05330610	CHIP RES.	33OHM1/10WJ CRJ10DJ330T
DSP	R312		00MNN05000610	CHIP RES.	0OHM1/10WJ CRJ10DJ0R0T
DSP	R315		00MNN05330610	CHIP RES.	33OHM1/10WJ CRJ10DJ330T
DSP	R316		00MNN05000610	CHIP RES.	0OHM1/10WJ CRJ10DJ0R0T
DSP	R317		00MNN05152610	CHIP RES.	1.5KOHM1/10WJ CRJ10DJ152T
DSP	R318		00MNN05000610	CHIP RES.	0OHM1/10WJ CRJ10DJ0R0T
DSP	R319		00MNN05000610	CHIP RES.	0OHM1/10WJ CRJ10DJ0R0T
DSP	R320		00MDK96103300	CAP, CHIP	0.01UF50VK CCUS1H103KC
DSP	R321		00MDK96103300	CAP, CHIP	0.01UF50VK CCUS1H103KC
DSP	R322		00MDK96103300	CAP, CHIP	0.01UF50VK CCUS1H103KC
DSP	R329		00MNN05682610	CHIP RES.	6.8KOHM1/10WJ CRJ10DJ682T
DSP	R330		00MNN05682610	CHIP RES.	6.8KOHM1/10WJ CRJ10DJ682T
DSP	R331		00MNN05104610	RES, CHIP	100KOHM1/10WJ 100KOHM1/10WJ
DSP	R332		00MNN05104610	RES, CHIP	100KOHM1/10WJ CRJ10DJ104T
DSP	R333		00MNN05472610	RES, CHIP	4.7KOHM1/10WJ CRJ10DJ472T
DSP	R334		00MNN05472610	RES, CHIP	4.7KOHM1/10WJ CRJ10DJ472T
DSP	R335		00MNN05562610	CHIP RES.	5.6KOHM1/10WJ CRJ10DJ562T
DSP	R336		00MNN05562610	CHIP RES.	5.6KOHM1/10WJ CRJ10DJ562T
DSP	R337		00MNN05101610	CHIP RES.	100OHM1/10WJ CRJ10DJ101T
DSP	R338		00MNN05101610	CHIP RES.	100OHM1/10WJ CRJ10DJ101T
DSP	R339		00MNN05472610	CHIP RES.	4.7KOHM1/10WJ CRJ10DJ472T
DSP	R340		00MNN05472610	CHIP RES.	4.7KOHM1/10WJ CRJ10DJ472T
DSP	R341		00MNN05472610	CHIP RES.	4.7KOHM1/10WJ CRJ10DJ472T
DSP	R342		00MNN05472610	RES, CHIP	4.7KOHM1/10WJ CRJ10DJ472T
DSP	R343		00MNN05101610	RES, CHIP	100OHM1/10WJ CRJ10DJ101T
DSP	R344		00MNN05101610	RES, CHIP	100OHM1/10WJ CRJ10DJ101T
DSP	R345		00MNN05103610	CHIP RES.	10KOHM1/10WJ CRJ10DJ103T
DSP	R346		00MNN05123610	CHIP RES.	12KOHM1/10WJ CRJ10DJ123T
DSP	R351		00MNN05000610	RES, CHIP	0OHM1/10WJ CRJ10DJ0R0T
DSP	R352		00MNN05000610	RES, CHIP	0OHM1/10WJ CRJ10DJ0R0T
DSP	R397		00MNN05010610	CHIP RES.	1OHM1/10WJ CRJ10DJ1R0T
DSP	R398		00MNN05010610	CHIP RES.	1OHM1/10WJ CRJ10DJ1R0T
DSP	R399		00MNN05010610	CHIP RES.	1OHM1/10WJ CRJ10DJ1R0T
DSP	R401		00MNN05105610	CHIP RES.	1MOHM1/10WJ CRJ10DJ105T
DSP	R402		00MNN05000610	CHIP RES.	0OHM1/10WJ CRJ10DJ0R0T
DSP	R406		943129005210M	RES. CHIP.	CHIPRES(5.1K1%)1608 CRJ10DF5101T
DSP	R407		00MNN05000610	CHIP RES.	0OHM1/10WJ CRJ10DJ0R0T
DSP	R408		00MNN05103610	CHIP RES.	10KOHM1/10WJ CRJ10DJ103T
DSP	R409		00MNN05103610	CHIP RES.	10KOHM1/10WJ CRJ10DJ103T
DSP	R410		00MNN05103610	CHIP RES.	10KOHM1/10WJ CRJ10DJ103T
DSP	R411		00MNN05103610	CHIP RES.	10KOHM1/10WJ CRJ10DJ103T

NOTE "nsp" PART IS LISTED FOR REFERENCE ONLY, D&M WILL NOT SUPPLY THESE PARTS

P.W.B. NAME	POS. NO.	VERS. COLOR	PART NO. (MZ)	PART NAME	DESCRIPTION
DSP	R412		00MNN05103610	CHIP RES.	10KOHM1/10WJ CRJ10DJ103T
DSP	R424		00MNN05332610	CHIP RES.	3.3KOHM1/10WJ CRJ10DJ332T
DSP	R425		00MNN05332610	CHIP RES.	3.3KOHM1/10WJ CRJ10DJ332T
DSP	R426		00MNN05332610	CHIP RES.	3.3KOHM1/10WJ CRJ10DJ332T
DSP	R427		00MNN05332610	CHIP RES.	3.3KOHM1/10WJ CRJ10DJ332T
DSP	R428		00MNN05332610	CHIP RES.	3.3KOHM1/10WJ CRJ10DJ332T
DSP	R429		00MNN05332610	CHIP RES.	3.3KOHM1/10WJ CRJ10DJ332T
DSP	R430		00MNN05332610	CHIP RES.	3.3KOHM1/10WJ CRJ10DJ332T
DSP	R431		00MNN05330610	CHIP RES.	33OHM1/10WJ CRJ10DJ330T
DSP	R432		00MNN05330610	CHIP RES.	33OHM1/10WJ CRJ10DJ330T
DSP	R433		00MNN05330610	CHIP RES.	33OHM1/10WJ CRJ10DJ330T
DSP	R434		00MNN05101610	CHIP RES.	100OHM1/10WJ CRJ10DJ101T
DSP	R435		00MNN05330610	CHIP RES.	33OHM1/10WJ CRJ10DJ330T
DSP	R437		00MNN05103610	CHIP RES.	10KOHM1/10WJ CRJ10DJ103T
DSP	R438		00MNN05103610	CHIP RES.	10KOHM1/10WJ CRJ10DJ103T
DSP	R439		00MNN05103610	CHIP RES.	10KOHM1/10WJ CRJ10DJ103T
DSP	R440		00MNN05103610	CHIP RES.	10KOHM1/10WJ CRJ10DJ103T
DSP	R441		00MNN05103610	CHIP RES.	10KOHM1/10WJ CRJ10DJ103T
DSP	R442		00MNN05103610	CHIP RES.	10KOHM1/10WJ CRJ10DJ103T
DSP	R443		00MNN05103610	CHIP RES.	10KOHM1/10WJ CRJ10DJ103T
DSP	RA41		90M-BW000410R	RES. COMPO.	10KOHM(1608)ARRAY CRJ104DJ103T
DSP	RA42		90M-BW000410R	RES. COMPO.	10KOHM(1608)ARRAY CRJ104DJ103T
DSP	RA43		90M-BW000410R	RES. COMPO.	10KOHM(1608)ARRAY CRJ104DJ103T
DSP	RA44		90M-BW000410R	RES. COMPO.	10KOHM(1608)ARRAY CRJ104DJ103T
DSP	RA45		90M-BW000410R	RES. COMPO.	10KOHM(1608)ARRAY CRJ104DJ103T
DSP	RA46		90M-BW000410R	RES. COMPO.	10KOHM(1608)ARRAY CRJ104DJ103T
DSP	RA47		90M-BW000410R	RES. COMPO.	10KOHM(1608)ARRAY CRJ104DJ103T
DSP	RA48		90M-BW000410R	RES. COMPO.	10KOHM(1608)ARRAY CRJ104DJ103T
DSP	RA49		90M-BW000410R	RES. COMPO.	10KOHM(1608)ARRAY CRJ104DJ103T
DSP	RA50		90M-BW000410R	RES. COMPO.	10KOHM(1608)ARRAY CRJ104DJ103T
DSP	RA51		90M-BW000410R	RES. COMPO.	10KOHM(1608)ARRAY CRJ104DJ103T
DSP	RA52		90M-BW000360R	RES. COMPO.	33OHMX41608ARRAY CRJ104DJ330T
DSP	RA53		90M-BW000360R	RES. COMPO.	33OHMX41608ARRAY CRJ104DJ330T
DSP	RA54		90M-BW000360R	RES. COMPO.	33OHMX41608ARRAY CRJ104DJ330T
DSP	X401		90M-JX001170R	X'TAL	24.576MHZ HOX24576E150TF
DSP	BK01		nsp	HEAT SINK	CMY2A280
DSP	DSP1	K1SG	nsp	PCB	SR3053DSPPCBSMDASS'Y CIP12228BSMD
DSP		K1SG	nsp	PCB	SR3053/KINPUTPCBASS'Y COP12200B
DSP	DSP1	S1B	nsp	PCB	SR3053DSPPCBSMDASS'Y CIP12228BSMD
DSP		S1B	nsp	PCB	SR3053/KINPUTPCBASS'Y COP12200B
DSP	DSP1	S1SG	nsp	PCB	SR3053DSPPCBSMDASS'Y CIP12228BSMD
DSP		S1SG	nsp	PCB	SR3053/KINPUTPCBASS'Y COP12200B
					HDMI(CUP12199)
HDMI	C637		00MDK96104300	CER. CAP.	0.1UF50VK CCUS1H104KC
HDMI	C901		00MDK96104300	CER. CAP.	0.1UF50VK CCUS1H104KC
HDMI	C903		00MDK96104300	CER. CAP.	0.1UF50VK CCUS1H104KC
HDMI	C904		00MDK96104300	CER. CAP.	0.1UF50VK CCUS1H104KC
HDMI	C905		00MDK96104300	CER. CAP.	0.1UF50VK CCUS1H104KC
HDMI	C906		00MDK96104300	CER. CAP.	0.1UF50VK CCUS1H104KC
HDMI	C907		00MDK96104300	CER. CAP.	0.1UF50VK CCUS1H104KC
HDMI	C908		00MDK96104300	CER. CAP.	0.1UF50VK CCUS1H104KC
HDMI	C909		00MDK96104300	CER. CAP.	0.1UF50VK CCUS1H104KC
HDMI	C910		00MDK96104300	CER. CAP.	0.1UF50VK CCUS1H104KC
HDMI	C911		90M-DK900090R	CER. CAP.	1UF10VKC CCUS1A105KC
HDMI	C912		00MDK96104300	CER. CAP.	0.1UF50VK CCUS1H104KC
HDMI	C913		00MDK96104300	CER. CAP.	0.1UF50VK CCUS1H104KC
HDMI	C914		00MDK96104300	CER. CAP.	0.1UF50VK CCUS1H104KC
HDMI	C915		00MDK96104300	CER. CAP.	0.1UF50VK CCUS1H104KC
HDMI	C916		00MDK96104300	CER. CAP.	0.1UF50VK CCUS1H104KC
HDMI	C917		00MDK96104300	CER. CAP.	0.1UF50VK CCUS1H104KC
HDMI	C918		00MDK96104300	CER. CAP.	0.1UF50VK CCUS1H104KC
HDMI	C919		00MDK96104300	CER. CAP.	0.1UF50VK CCUS1H104KC
HDMI	C920		00MDK96104300	CER. CAP.	0.1UF50VK CCUS1H104KC
HDMI	C921		943135005220M	CAP TANTAL	CHIPCAPTANTAL(ATAPE22UF/6.3VELNA) CCSJA0J220B
HDMI	C922		943135005220M	CAP TANTAL	CHIPCAPTANTAL(ATAPE22UF/6.3VELNA) CCSJA0J220B
HDMI	C923		943135005220M	CAP TANTAL	CHIPCAPTANTAL(ATAPE22UF/6.3VELNA) CCSJA0J220B
HDMI	C924		00MDK96104300	CER. CAP.	0.1UF50VK CCUS1H104KC
HDMI	C925		00MDK96104300	CER. CAP.	0.1UF50VK CCUS1H104KC
HDMI	C926		943134005230M	CAP.ELECT	22UF/16V HCEC1CRV2220T
HDMI	C927		00MDK96104300	CER. CAP.	0.1UF50VK CCUS1H104KC
HDMI	C928		943134005230M	CAP.ELECT	22UF/16V HCEC1CRV2220T
HDMI	C929		00MDK96104300	CER. CAP.	0.1UF50VK CCUS1H104KC

NOTE "nsp" PART IS LISTED FOR REFERENCE ONLY, D&M WILL NOT SUPPLY THESE PARTS

P.W.B. NAME	POS. NO.	VERS. COLOR	PART NO. (MZ)	PART NAME	DESCRIPTION
HDMI	C930		943134005230M	CAP.ELECT	22UF/16V HCEC1CRV2220T
HDMI	C932		00MDK96104300	CER. CAP.	0.1UF50VZF CCUS1H104ZF
HDMI	▲ C933		00MDK96104300	CER. CAP.	0.1UF50VZF CCUS1H104ZF
HDMI	C934		00MDK96104300	CER. CAP.	0.1UF50VZF CCUS1H104ZF
HDMI	CN45		nsp	WAFER	WAFER,CARDCABLESMD CJP09GA193ZY
HDMI	IC91		00D2623721007	IC	SII9185CTU CVISII9185ACTU
HDMI	IC92		90M-HC900190R	IC	KIA1117S50-RTK/P CVIKIA1117S50
HDMI	▲ IC93		90M-HC900150R	IC	KIA1117S/F33REGULATOR(SOT-223) CVIKIA1117S33
HDMI	IC94		943231002450S	IC	KIA1117S18-RTK/ CVIKIA1117S18
HDMI	JK81		90M-YT005010R	TERMINAL	HDMIJACKYKF45-7009 HJJ9H003Z
HDMI	JK82		90M-YT005010R	TERMINAL	HDMIJACKYKF45-7009 HJJ9H003Z
HDMI	JK83		90M-YT005010R	TERMINAL	HDMIJACKYKF45-7009 HJJ9H003Z
HDMI	L823		943115005240M	COIL	CHOKECOILCHIP CLZ9R009Z
HDMI	L824		943115005240M	COIL	CHOKECOILCHIP CLZ9R009Z
HDMI	L825		943115005240M	COIL	CHOKECOILCHIP CLZ9R009Z
HDMI	L826		943115005240M	COIL	CHOKECOILCHIP CLZ9R009Z
HDMI	L901		90M-FC900340R	FERRITE CORE	HU-1H4516-600JT CLZ9Z014Z
HDMI	L902		90M-FC900400R	FERRITE CORE	BEADCHIP60(1608SIZE) CLZ9R005Z
HDMI	L903		90M-FC900340R	FERRITE CORE	HU-1H4516-600JT CLZ9Z014Z
HDMI	PCB1		nsp	PCB	PCB, HDMIMUXSR3053(207X160,FR4/4) CUP12199Z
HDMI	Q901		90M-HX600010R	CHIP TRS.	KRA102S HVTKRA102S
HDMI	Q902		90M-BA001620R	CHIP TRS.	KRC103S CVTKRC103S
HDMI	Q903		90M-HX600010R	CHIP TRS.	KRA102S HVTKRA102S
HDMI	Q904		90M-BA001620R	CHIP TRS.	KRC103S CVTKRC103S
HDMI	Q905		90M-HX600010R	CHIP TRS.	KRA102S HVTKRA102S
HDMI	Q906		90M-BA001620R	CHIP TRS.	KRC103S CVTKRC103S
HDMI	R901		00MNN05102610	CHIP RES.	1KOHM1/10WJ CRJ10DJ102T
HDMI	R902		00MNN05223610	CHIP RES.	22KOHM1/10WJ CRJ10DJ223T
HDMI	R911		00MNN05102610	CHIP RES.	1KOHM1/10WJ CRJ10DJ102T
HDMI	R912		00MNN05223610	CHIP RES.	22KOHM1/10WJ CRJ10DJ223T
HDMI	R915		00MNN05103610	CHIP RES.	10KOHM1/10WJ CRJ10DJ103T
HDMI	R916		00MNN05103610	CHIP RES.	10KOHM1/10WJ CRJ10DJ103T
HDMI	R917		00MNN05101610	CHIP RES.	100OHM1/10WJ CRJ10DJ101T
HDMI	R921		00MNN05102610	CHIP RES.	1KOHM1/10WJ CRJ10DJ102T
HDMI	R922		00MNN05223610	CHIP RES.	22KOHM1/10WJ CRJ10DJ223T
HDMI	R932		00MNN05473610	CHIP RES.	47KOHM1/10WJ CRJ10DJ473T
HDMI	R933		00MNN05152610	CHIP RES.	1.5KOHM1/10WJ CRJ10DJ152T
HDMI	R934		00MNN05152610	CHIP RES.	1.5KOHM1/10WJ CRJ10DJ152T
HDMI	R935		00MNN05473610	CHIP RES.	47KOHM1/10WJ CRJ10DJ473T
HDMI	R936		00MNN05473610	CHIP RES.	47KOHM1/10WJ CRJ10DJ473T
HDMI	R937		nsp	RES. CHIP.	RES.CHIP. CRJ10DJ202T
HDMI	R938		nsp	RES. CHIP.	RES.CHIP. CRJ10DJ202T
HDMI	R939		00MNN05221610	CHIP RES.	220OHM1/10WJ CRJ10DJ221T
HDMI	R940		00MNN05221610	CHIP RES.	220OHM1/10WJ CRJ10DJ221T
HDMI	R941		00MNN05221610	CHIP RES.	220OHM1/10WJ CRJ10DJ221T
HDMI	R963		00MNN05473610	CHIP RES.	47KOHM1/10WJ CRJ10DJ473T
HDMI	R964		00MNN05101610	CHIP RES.	100OHM1/10WJ CRJ10DJ101T
HDMI			nsp	PCB	SR3053HDMIMUXPCBSMDASSY CIP12199BSMD
					INPUT(CUP12181-1,-7)
INPUT	BK11		nsp	BRACKET	BRACKETFORPWB CMD1A569
INPUT	BN11		nsp	WAFER	WAFER CJP11GB99ZM
INPUT	BN12		nsp	CONN.	15P35237 CJP15GB99ZM
INPUT	C101		00MDD95221300	CER. CAP.	220PF50VJA CCUS1H221JA
INPUT	C102		00MDD95221300	CER. CAP.	220PF50VJA CCUS1H221JA
INPUT	C103		00MDD95221300	CER. CAP.	220PF50VJA CCUS1H221JA
INPUT	C104		00MDD95221300	CER. CAP.	220PF50VJA CCUS1H221JA
INPUT	C105		00MDD95221300	CER. CAP.	220PF50VJA CCUS1H221JA
INPUT	C106		00MDD95221300	CER. CAP.	220PF50VJA CCUS1H221JA
INPUT	C107		00MDD95221300	CER. CAP.	220PF50VJA CCUS1H221JA
INPUT	C108		00MDD95221300	CER. CAP.	220PF50VJA CCUS1H221JA
INPUT	C109		00MDD95221300	CER. CAP.	220PF50VJA CCUS1H221JA
INPUT	C110		00MDD95221300	CER. CAP.	220PF50VJA CCUS1H221JA
INPUT	C111		00MDD95221300	CER. CAP.	220PF50VJA CCUS1H221JA
INPUT	C112		00MDD95221300	CER. CAP.	220PF50VJA CCUS1H221JA
INPUT	C115		00MOA10605020	ELECT CAP.	10UF50V CCEA1HH100T
INPUT	C116		00MOA10605020	ELECT CAP.	10UF50V CCEA1HH100T
INPUT	C117		00MOA10605020	ELECT CAP.	10UF50V CCEA1HH100T
INPUT	C118		00MOA10605020	ELECT CAP.	10UF50V CCEA1HH100T
INPUT	C131		nsp	CER. CAP.	0.047UF50VZ CCBS1H473ZFT
INPUT	C132		nsp	CER. CAP.	0.047UF50VZ CCBS1H473ZFT
INPUT	C137		00MOA10701620	ELECT CAP.	100UF16V CCEA1CH101T
INPUT	C138		00MOA10701620	ELECT CAP.	100UF16V CCEA1CH101T

NOTE "nsp" PART IS LISTED FOR REFERENCE ONLY, D&M WILL NOT SUPPLY THESE PARTS

P.W.B. NAME	POS. NO.	VERS. COLOR	PART NO. (MZ)	PART NAME	DESCRIPTION
INPUT	C139		00MOA10701620	ELECT CAP.	100UF16V CCEA1CH101T
INPUT	C140		00MOA10701620	ELECT CAP.	100UF16V CCEA1CH101T
INPUT	C141		00MOA10701620	ELECT CAP.	100UF16V CCEA1CH101T
INPUT	C142		00MOA10701620	ELECT CAP.	100UF16V CCEA1CH101T
INPUT	C143		00MOA10701620	ELECT CAP.	100UF16V CCEA1CH101T
INPUT	C144		00MOA10701620	ELECT CAP.	100UF16V CCEA1CH101T
INPUT	C149		90M-OF100370R	FILM CAP.	0.022UF100VJMYLAR HCQI1H223JZT
INPUT	C150		90M-OF100370R	FILM CAP.	0.022UF100VJMYLAR HCQI1H223JZT
INPUT	C151		90M-OF100470R	FILM CAP.	0.15UF100VMETALLIZED CCME2A154JXT
INPUT	C152		90M-OF100470R	FILM CAP.	0.15UF100VMETALLIZED CCME2A154JXT
INPUT	C153		nsp	FILM CAP.	0.047UF100VJMYLAR HCQI1H473JZT
INPUT	C154		nsp	FILM CAP.	0.047UF100VJMYLAR HCQI1H473JZT
INPUT	C161		00MOA22605020	ELECT CAP.	22UF50V CCEA1HH220T
INPUT	C162		00MOA22605020	ELECT CAP.	22UF50V CCEA1HH220T
INPUT	C164		00MOA22605020	ELECT CAP.	22UF50V CCEA1HH220T
INPUT	C165		00MOA22605020	ELECT CAP.	22UF50V CCEA1HH220T
INPUT	C166		00MOA22605020	ELECT CAP.	22UF50V CCEA1HH220T
INPUT	C169		00MDD95101300	CER. CAP.	100PF50VJA CCUS1H101JA
INPUT	C170		00MOA10605020	ELECT CAP.	10UF50V CCEA1HH100T
INPUT	C171		00MOA10605020	ELECT CAP.	10UF50V CCEA1HH100T
INPUT	C173		00MDK96104300	CER. CAP.	0.1UF50VK CCUS1H104KC
INPUT	C174		00MDK96104300	CER. CAP.	0.1UF50VK CCUS1H104KC
INPUT	C181		00MDD95470300	CER. CAP.	47PF50VJA CCUS1H470JA
INPUT	C182		00MDD95470300	CER. CAP.	47PF50VJA CCUS1H470JA
INPUT	C183		00MDD95470300	CER. CAP.	47PF50VJA CCUS1H470JA
INPUT	C186		00MOA22701620	ELECT CAP.	220UF16V CCEA1CH221T
INPUT	C187		00MOA22701620	ELECT CAP.	220UF16V CCEA1CH221T
INPUT	C201		00MDD95180300	CER. CAP.	18PF50VJA CCUS1H180JA
INPUT	C202		00MDD95180300	CER. CAP.	18PF50VJA CCUS1H180JA
INPUT	C203		00MOA10605020	ELECT CAP.	10UF50V CCEA1HH100T
INPUT	C204		00MDK96104300	CER. CAP.	0.1UF50VK CCUS1H104KC
INPUT	C205		00MDK96103300	CER. CAP.	0.01UF50VKC CCUS1H103KC
INPUT	C206		00MDK96104300	CER. CAP.	0.1UF50VK CCUS1H104KC
INPUT	C207		00MDK96104300	CER. CAP.	0.1UF50VK CCUS1H104KC
INPUT	C208		00MDK96104300	CER. CAP.	0.1UF50VK CCUS1H104KC
INPUT	C210		00MDK96104300	CER. CAP.	0.1UF50VK CCUS1H104KC
INPUT	C211		00MDK96104300	CER. CAP.	0.1UF50VK CCUS1H104KC
INPUT	C212		nsp	CORD	SN95/PB50.6 C3A206
INPUT	C213		nsp	CORD	SN95/PB50.6 C3A206
INPUT	C221		nsp	CER. CAP.	100PF50VK CCBS1H101KBT
INPUT	C222		nsp	CER. CAP.	100PF50VK CCBS1H101KBT
INPUT	C223		nsp	CER. CAP.	100PF50VK CCBS1H101KBT
INPUT	C226		nsp	CER. CAP.	100PF50VK CCBS1H101KBT
INPUT	C227		nsp	CER. CAP.	100PF50VK CCBS1H101KBT
INPUT	C228		nsp	CER. CAP.	100PF50VK CCBS1H101KBT
INPUT	C229		nsp	CER. CAP.	100PF50VK CCBS1H101KBT
INPUT	C230		nsp	CER. CAP.	100PF50VK CCBS1H101KBT
INPUT	C231		nsp	CER. CAP.	100PF50VK CCBS1H101KBT
INPUT	C232		nsp	CER. CAP.	100PF50VK CCBS1H101KBT
INPUT	C233		00MOA47701620	ELECT CAP.	470UF16VZF CCEA1CH471T
INPUT	C236		00MDK96104300	CER. CAP.	0.1UF50VK CCUS1H104KC
INPUT	C241		00MDK96104300	CER. CAP.	0.1UF50VK CCUS1H104KC
INPUT	C243		00MOA47505020	ELECT CAP.	4.7UF50V CCEA1HH4R7T
INPUT	C244		943134005250M	CAP.ELECT	ELECTCAP2200UF/6.3V CCEA0JKR3222E
INPUT	C245		00MDK96104300	CER. CAP.	0.1UF50VK CCUS1H104KC
INPUT	C246		00MOA10701620	ELECT CAP.	100UF16V CCEA1CH101T
INPUT	C248		00MDK96104300	CER. CAP.	0.1UF50VK CCUS1H104KC
INPUT	C249		00MDK96104300	CER. CAP.	0.1UF50VK CCUS1H104KC
INPUT	C250		00MDK96104300	CER. CAP.	0.1UF50VK CCUS1H104KC
INPUT	C253		00MDK96104300	CER. CAP.	0.1UF50VK CCUS1H104KC
INPUT	C254		00MDK96104300	CER. CAP.	0.1UF50VK CCUS1H104KC
INPUT	C255		00MDK96104300	CER. CAP.	0.1UF50VK CCUS1H104KC
INPUT	C271		00MDK96104300	CER. CAP.	0.1UF50VK CCUS1H104KC
INPUT	C272		00MDK96104300	CER. CAP.	0.1UF50VK CCUS1H104KC
INPUT	C276		00MOA10605020	ELECT CAP.	10UF50V CCEA1HH100T
INPUT	C277		00MOA10605020	ELECT CAP.	10UF50V CCEA1HH100T
INPUT	C291		00MDK96104300	CER. CAP.	0.1UF50VK CCUS1H104KC
INPUT	C292		00MDK96104300	CER. CAP.	0.1UF50VK CCUS1H104KC
INPUT	C311		00MEJ10601610	CAP, ELECT	100UF16V CCEA1CKS101T
INPUT	C312		00MEJ10601610	CAP, ELECT	100UF16V CCEA1CKS101T
INPUT	C337		90M-OA000570R	ELECT CAP.	1000UF10V CCEA1AH102E
INPUT	C338		00MDK96104300	CER. CAP.	0.1UF50VK CCUS1H104KC

NOTE "nsp" PART IS LISTED FOR REFERENCE ONLY, D&M WILL NOT SUPPLY THESE PARTS

P.W.B. NAME	POS. NO.	VERS. COLOR	PART NO. (MZ)	PART NAME	DESCRIPTION
INPUT	C341		00MOA47605020	ELECT CAP.	47UF50V CCEA1HH470T
INPUT	C342		00MDK96104300	CER. CAP.	0.1UF50VK CCUS1H104KC
INPUT	C345		00MNN05000610	RES, CHIP	00HM1/10WJ CRJ10DJ0R0T
INPUT	C346		00MDD95101300	CER. CAP.	100PF50VJA CCUS1H101JA
INPUT	C348		00MDD95101300	CER. CAP.	100PF50VJA CCUS1H101JA
INPUT	C349		00MNN05000610	RES, CHIP	00HM1/10WJ CRJ10DJ0R0T
INPUT	C350		00MDK96104300	CER. CAP.	0.1UF50VK CCUS1H104KC
INPUT	C351		00MDD95471300	CER. CAP.	470PF50VJA CCUS1H471JA
INPUT	C352		00MDK96222300	CER. CAP.	2200PF50VKC CCUS1H222KC
INPUT	C353		00MDD95471300	CER. CAP.	470PF50VJA CCUS1H471JA
INPUT	C354		00MDK96222300	CER. CAP.	2200PF50VKC CCUS1H222KC
INPUT	C355		00MDD95471300	CER. CAP.	470PF50VJA CCUS1H471JA
INPUT	C356		00MDK96222300	CER. CAP.	2200PF50VKC CCUS1H222KC
INPUT	C357		00MDD95471300	CER. CAP.	470PF50VJA CCUS1H471JA
INPUT	C358		00MDK98223300	CER. CAP.	0.022UF50VKC CCUS1H223KC
INPUT	C359		00MDD95471300	CER. CAP.	470PF50VJA CCUS1H471JA
INPUT	C360		00MDK96222300	CER. CAP.	2200PF50VKC CCUS1H222KC
INPUT	C361		00MDD95471300	CER. CAP.	470PF50VJA CCUS1H471JA
INPUT	C362		00MDK96222300	CER. CAP.	2200PF50VKC CCUS1H222KC
INPUT	C369		nsp	CAP, CHIP	CAP, CHIP CCUS1H681JA
INPUT	C370		nsp	CAP, CHIP	CAP, CHIP CCUS1H681JA
INPUT	C371		nsp	CAP, CHIP	CAP, CHIP CCUS1H681JA
INPUT	C372		00MDK96682300	CER. CAP.	6800PF(GR39) CCUS1H682KC
INPUT	C373		nsp	CAP, CHIP	CAP, CHIP CCUS1H681JA
INPUT	C374		nsp	CAP, CHIP	CAP, CHIP CCUS1H681JA
INPUT	C375		nsp	CAP, CHIP	CAP, CHIP CCUS1H681JA
INPUT	C376		nsp	CAP, CHIP	CAP, CHIP CCUS1H681JA
INPUT	C377		nsp	CAP, CHIP	CAP, CHIP CCUS1H681JA
INPUT	C378		00MDK96682300	CER. CAP.	6800PF(GR39) CCUS1H682KC
INPUT	C379		nsp	CAP, CHIP	CAP, CHIP CCUS1H681JA
INPUT	C380		nsp	CAP, CHIP	CAP, CHIP CCUS1H681JA
INPUT	C381		00MEJ10601640	ELECT CAP.	10UF16VKS CCEA1CK100T
INPUT	C382		00MEJ10601640	ELECT CAP.	10UF16VKS CCEA1CK100T
INPUT	C383		00MEJ10601640	ELECT CAP.	10UF16VKS CCEA1CK100T
INPUT	C384		00MEJ10601640	ELECT CAP.	10UF16VKS CCEA1CK100T
INPUT	C385		00MEJ10601640	ELECT CAP.	10UF16VKS CCEA1CK100T
INPUT	C386		00MEJ10601640	ELECT CAP.	10UF16VKS CCEA1CK100T
INPUT	C387		00MDK96104300	CER. CAP.	0.1UF50VK CCUS1H104KC
INPUT	C388		00MDK96104300	CER. CAP.	0.1UF50VK CCUS1H104KC
INPUT	C389		00MDK96104300	CER. CAP.	0.1UF50VK CCUS1H104KC
INPUT	C390		00MDK96104300	CER. CAP.	0.1UF50VK CCUS1H104KC
INPUT	C391		00MDK96104300	CER. CAP.	0.1UF50VK CCUS1H104KC
INPUT	C392		00MDK96104300	CER. CAP.	0.1UF50VK CCUS1H104KC
INPUT	C397		nsp	CORD	SN95/PB50.6 C3A206
INPUT	C398		00MDK96104300	CER. CAP.	0.1UF50VK CCUS1H104KC
INPUT	C399		nsp	CER. CAP.	0.1UF50VZCERAMIC CCBS1H104ZFT
INPUT	C417		00MOA10701620	ELECT CAP.	100UF16V CCEA1CH101T
INPUT	C418		00MDK96104300	CER. CAP.	0.1UF50VK CCUS1H104KC
INPUT	C451		00MDD95220300	CER. CAP.	22PF50VJA CCUS1H220JA
INPUT	C452		00MDD95220300	CER. CAP.	22PF50VJA CCUS1H220JA
INPUT	C453		00MDD95220300	CER. CAP.	22PF50VJA CCUS1H220JA
INPUT	C460		00MOA47701020	ELECT CAP.	470UF10V CCEA1AH471T
INPUT	C461		00MOA47701020	ELECT CAP.	470UF10V CCEA1AH471T
INPUT	C462		00MOA47701020	ELECT CAP.	470UF10V CCEA1AH471T
INPUT	C463		00MOA10505020	ELECT CAP.	1UF50V CCEA1HH1R0T
INPUT	C464		00MOA10505020	ELECT CAP.	1UF50V CCEA1HH1R0T
INPUT	C465		00MOA10505020	ELECT CAP.	1UF50V CCEA1HH1R0T
INPUT	C466		00MOA10505020	ELECT CAP.	1UF50V CCEA1HH1R0T
INPUT	C467		00MOA10505020	ELECT CAP.	1UF50V CCEA1HH1R0T
INPUT	C468		00MOA10505020	ELECT CAP.	1UF50V CCEA1HH1R0T
INPUT	C469		00MOA10701620	ELECT CAP.	100UF16V CCEA1CH101T
INPUT	C470		00MOA10701620	ELECT CAP.	100UF16V CCEA1CH101T
INPUT	C471		00MDK96104300	CER. CAP.	0.1UF50VK CCUS1H104KC
INPUT	C472		00MDK96104300	CER. CAP.	0.1UF50VK CCUS1H104KC
INPUT	C473		00MDK96104300	CER. CAP.	0.1UF50VK CCUS1H104KC
INPUT	C474		00MDK96104300	CER. CAP.	0.1UF50VK CCUS1H104KC
INPUT	C475		00MDK96104300	CER. CAP.	0.1UF50VK CCUS1H104KC
INPUT	C476		00MDK96104300	CER. CAP.	0.1UF50VK CCUS1H104KC
INPUT	C477		00MDK96104300	CER. CAP.	0.1UF50VK CCUS1H104KC
INPUT	C478		00MDK96104300	CER. CAP.	0.1UF50VK CCUS1H104KC
INPUT	C479		00MDK96104300	CER. CAP.	0.1UF50VK CCUS1H104KC
INPUT	C480		00MDK96473300	CER. CAP.	0.043UF50VKC CCUS1H473KC

NOTE "nsp" PART IS LISTED FOR REFERENCE ONLY, D&M WILL NOT SUPPLY THESE PARTS

P.W.B. NAME	POS. NO.	VERS. COLOR	PART NO. (MZ)	PART NAME	DESCRIPTION	
INPUT	C481		00MDK96473300	CER. CAP.	0.043UF50VKC	CCUS1H473KC
INPUT	C482		00MOA10701620	ELECT CAP.	100UF16V	CCEA1CH101T
INPUT	C483		00MOA10701620	ELECT CAP.	100UF16V	CCEA1CH101T
INPUT	C486		00MOA10605020	ELECT CAP.	10UF50V	CCEA1HH100T
INPUT	C487		00MOA10605020	ELECT CAP.	10UF50V	CCEA1HH100T
INPUT	C488		00MDD95470300	CER. CAP.	47PF50VJA	CCUS1H470JA
INPUT	C489		00MDD95470300	CER. CAP.	47PF50VJA	CCUS1H470JA
INPUT	C490		00MOA47701020	ELECT CAP.	470UF10V	CCEA1AH471T
INPUT	C491		00MDD95220300	CAP, CHIP	22PF50VJ	CCUS1H220JA
INPUT	C492		00MOA10605020	ELECT CAP.	10UF50V	CCEA1HH100T
INPUT	C493		00MDD95470300	CER. CAP.	47PF50VJA	CCUS1H470JA
INPUT	C494		00MOA10605020	ELECT CAP.	10UF50V	CCEA1HH100T
INPUT	C495		00MDD95470300	CER. CAP.	47PF50VJA	CCUS1H470JA
INPUT	C496		00MOA10605020	ELECT CAP.	10UF50V	CCEA1HH100T
INPUT	C497		00MDD95470300	CER. CAP.	47PF50VJA	CCUS1H470JA
INPUT	C498		00MOA47701020	ELECT CAP.	470UF10V	CCEA1AH471T
INPUT	C499		00MDD95220300	CAP, CHIP	22PF50VJ	CCUS1H220JA
INPUT	CN13		943644005260M	PIN	PINHEADER44PIN2MMPITCH	CJP44TT212ZB
INPUT	CN21		nsp	WAFER	WAFER, CARDCABLE	CJP23GA115ZY
INPUT	CN22		nsp	CONN.	15P12511HS-15FFC	CJP15GA115ZY
INPUT	CN24		nsp	CONN.	7PWAFERCARDCABLE	CJP07GB113ZY
INPUT	CN25		nsp	WAFER	WAFER,9PINANGLECARDCABLE1MM	CJP09GB113ZY
INPUT	CN81		nsp	WAFER	LOCKINGTYPE, STRAIGHTWAFER, 2MM	CJP13GI236ZW
INPUT	CN93		nsp	WAFER	LOCKINGTYPE, STRAIGHTWAFER, 2.5MM	CJP03GI237ZW
INPUT	D135		943202005270M	DIODE	DIODEZENER7.5VZJ7.5BT	CVDZJ7.5BT
INPUT	D136		943202005270M	DIODE	DIODEZENER7.5VZJ7.5BT	CVDZJ7.5BT
INPUT	D240		943202005280M	DIODE	DIODEZENER2.4V	CVDZJ2.4BT
INPUT	D241		00MHD20015210	DIODE	1SS133T-77	CVD1SS133MT
INPUT	D243		00MHD20015210	DIODE	1SS133T-77	CVD1SS133MT
INPUT	D261		00MHD20015210	DIODE	1SS133T-77	CVD1SS133MT
INPUT	D262		00MHD20015210	DIODE	1SS133T-77	CVD1SS133MT
INPUT	D331		90M-HD201750R	DIODE	1N4003	CVD1N4003SRT
INPUT	D332		90M-HD201750R	DIODE	1N4003	CVD1N4003SRT
INPUT	D333		90M-HD201750R	DIODE	1N4003	CVD1N4003SRT
INPUT	D334		90M-HD201750R	DIODE	1N4003	CVD1N4003SRT
INPUT	D408		00MHD20015210	DIODE	1SS133T-77	CVD1SS133MT
INPUT	D484		943202005290M	DIODE	DIODEZENERZJ5.1B1/2W	CVDZJ5.1BT
INPUT	D485		943202005290M	DIODE	DIODEZENERZJ5.1B1/2W	CVDZJ5.1BT
INPUT	ET11		nsp	TERMINAL	EARTHPLATEMET37-0002	HJT1A025
INPUT	ET12		nsp	TERMINAL	EARTHPLATEMET37-0002	HJT1A025
INPUT	IC11		943235003810S	IC	R2A15218FP	CVIR2A15218FP
INPUT	IC12		943239005300M	IC	OPAMPBA4560RF-E2	HVIBA4560RF
INPUT	IC21		943243005310M	IC	FLASHMCUSTM32F100VCT6SR3053	CVISTM32F100VCT6
INPUT	IC22		90M-HC108390R	IC	AT24C08N10SC2.7	HVIAT24C08N10SC
INPUT	IC23		90M-HC900150R	IC	KIA1117S/F33REGULATOR(SOT-223)	CVIKIA1117S33
INPUT	IC35		943232005320M	IC	OPAMPBA4560RF-E2	HVIBA4560RF
INPUT	IC36		943232005320M	IC	OPAMPBA4560RF-E2	HVIBA4560RF
INPUT	IC37		943232005320M	IC	OPAMPBA4560RF-E2	HVIBA4560RF
INPUT	IC45		00MHC10236090	IC	NJM2586AM	HVINJM2586AMTE1
INPUT	IC46		00MHC10234090	IC	NJM2595M	CVINJM2595MTE1
INPUT	J101		nsp	CORD	SN95/PB50.6	C3A206
INPUT	J102		nsp	CORD	SN95/PB50.6	C3A206
INPUT	J103		nsp	CORD	SN95/PB50.6	C3A206
INPUT	J104		nsp	CORD	SN95/PB50.6	C3A206
INPUT	J105		nsp	CORD	SN95/PB50.6	C3A206
INPUT	J106		nsp	CORD	SN95/PB50.6	C3A206
INPUT	J107		nsp	CORD	SN95/PB50.6	C3A206
INPUT	J108		nsp	CORD	SN95/PB50.6	C3A206
INPUT	J109		nsp	CORD	SN95/PB50.6	C3A206
INPUT	J110		nsp	CORD	SN95/PB50.6	C3A206
INPUT	J111		nsp	CORD	SN95/PB50.6	C3A206
INPUT	J114		nsp	CORD	SN95/PB50.6	C3A206
INPUT	J115		nsp	CORD	SN95/PB50.6	C3A206
INPUT	J117		nsp	CORD	SN95/PB50.6	C3A206
INPUT	J118		nsp	CORD	SN95/PB50.6	C3A206
INPUT	J119		nsp	CORD	SN95/PB50.6	C3A206
INPUT	J120		nsp	CORD	SN95/PB50.6	C3A206
INPUT	J121		nsp	CORD	SN95/PB50.6	C3A206
INPUT	J122		nsp	CORD	SN95/PB50.6	C3A206
INPUT	J123		nsp	CORD	SN95/PB50.6	C3A206
INPUT	J124		nsp	CORD	SN95/PB50.6	C3A206
INPUT	J125		nsp	CORD	SN95/PB50.6	C3A206

NOTE "nsp" PART IS LISTED FOR REFERENCE ONLY, D&M WILL NOT SUPPLY THESE PARTS

P.W.B. NAME	POS. NO.	VERS. COLOR	PART NO. (MZ)	PART NAME	DESCRIPTION
INPUT	J126		nsp	CORD	SN95/PB50.6 C3A206
INPUT	J127		nsp	CORD	SN95/PB50.6 C3A206
INPUT	J128		nsp	CORD	SN95/PB50.6 C3A206
INPUT	J129		nsp	CORD	SN95/PB50.6 C3A206
INPUT	J130		nsp	CORD	SN95/PB50.6 C3A206
INPUT	J131		nsp	CORD	SN95/PB50.6 C3A206
INPUT	J132		nsp	CORD	SN95/PB50.6 C3A206
INPUT	J133		nsp	CORD	SN95/PB50.6 C3A206
INPUT	J134		nsp	CORD	SN95/PB50.6 C3A206
INPUT	J135		nsp	CORD	SN95/PB50.6 C3A206
INPUT	J136		nsp	CORD	SN95/PB50.6 C3A206
INPUT	J137		nsp	CORD	SN95/PB50.6 C3A206
INPUT	J138		nsp	CORD	SN95/PB50.6 C3A206
INPUT	J139		nsp	CORD	SN95/PB50.6 C3A206
INPUT	J140		nsp	CORD	SN95/PB50.6 C3A206
INPUT	J141		nsp	CORD	SN95/PB50.6 C3A206
INPUT	J142		nsp	CORD	SN95/PB50.6 C3A206
INPUT	J143		nsp	CORD	SN95/PB50.6 C3A206
INPUT	J144		nsp	CORD	SN95/PB50.6 C3A206
INPUT	J145		nsp	CORD	SN95/PB50.6 C3A206
INPUT	J146		nsp	CORD	SN95/PB50.6 C3A206
INPUT	J147		nsp	CORD	SN95/PB50.6 C3A206
INPUT	J148		nsp	CORD	SN95/PB50.6 C3A206
INPUT	J149		nsp	CORD	SN95/PB50.6 C3A206
INPUT	J150		nsp	CORD	SN95/PB50.6 C3A206
INPUT	J151		nsp	CORD	SN95/PB50.6 C3A206
INPUT	J152		nsp	CORD	SN95/PB50.6 C3A206
INPUT	J153		nsp	CORD	SN95/PB50.6 C3A206
INPUT	J154		nsp	CORD	SN95/PB50.6 C3A206
INPUT	J155		nsp	CORD	SN95/PB50.6 C3A206
INPUT	J156		nsp	CORD	SN95/PB50.6 C3A206
INPUT	J157		nsp	CORD	SN95/PB50.6 C3A206
INPUT	J158		nsp	CORD	SN95/PB50.6 C3A206
INPUT	J159		nsp	CORD	SN95/PB50.6 C3A206
INPUT	J160		nsp	CORD	SN95/PB50.6 C3A206
INPUT	J161		nsp	CORD	SN95/PB50.6 C3A206
INPUT	J162		nsp	CORD	SN95/PB50.6 C3A206
INPUT	J163		nsp	CORD	SN95/PB50.6 C3A206
INPUT	J164		nsp	CORD	SN95/PB50.6 C3A206
INPUT	J165		nsp	CORD	SN95/PB50.6 C3A206
INPUT	J166		nsp	CORD	SN95/PB50.6 C3A206
INPUT	J167		nsp	CORD	SN95/PB50.6 C3A206
INPUT	J168		nsp	CORD	SN95/PB50.6 C3A206
INPUT	J169		nsp	CORD	SN95/PB50.6 C3A206
INPUT	J170		nsp	CORD	SN95/PB50.6 C3A206
INPUT	J171		nsp	CORD	SN95/PB50.6 C3A206
INPUT	J172		nsp	CORD	SN95/PB50.6 C3A206
INPUT	J173		nsp	CORD	SN95/PB50.6 C3A206
INPUT	J174		nsp	CORD	SN95/PB50.6 C3A206
INPUT	J175		nsp	CORD	SN95/PB50.6 C3A206
INPUT	J176		nsp	CORD	SN95/PB50.6 C3A206
INPUT	J177		nsp	CORD	SN95/PB50.6 C3A206
INPUT	J178		nsp	CORD	SN95/PB50.6 C3A206
INPUT	J179		nsp	CORD	SN95/PB50.6 C3A206
INPUT	J180		nsp	CORD	SN95/PB50.6 C3A206
INPUT	J181		nsp	CORD	SN95/PB50.6 C3A206
INPUT	J182		nsp	CORD	SN95/PB50.6 C3A206
INPUT	J183		nsp	CORD	SN95/PB50.6 C3A206
INPUT	J184		nsp	CORD	SN95/PB50.6 C3A206
INPUT	J185		nsp	CORD	SN95/PB50.6 C3A206
INPUT	J186		nsp	CORD	SN95/PB50.6 C3A206
INPUT	J187		nsp	CORD	SN95/PB50.6 C3A206
INPUT	J188		nsp	CORD	SN95/PB50.6 C3A206
INPUT	J189		nsp	CORD	SN95/PB50.6 C3A206
INPUT	J190		nsp	CORD	SN95/PB50.6 C3A206
INPUT	J191		nsp	CORD	SN95/PB50.6 C3A206
INPUT	J193		nsp	CORD	SN95/PB50.6 C3A206
INPUT	J194		nsp	CORD	SN95/PB50.6 C3A206
INPUT	J195		nsp	CORD	SN95/PB50.6 C3A206
INPUT	J196		nsp	CORD	SN95/PB50.6 C3A206
INPUT	J197		nsp	CORD	SN95/PB50.6 C3A206
INPUT	J198		nsp	CORD	SN95/PB50.6 C3A206

NOTE "nsp" PART IS LISTED FOR REFERENCE ONLY, D&M WILL NOT SUPPLY THESE PARTS

P.W.B. NAME	POS. NO.	VERS. COLOR	PART NO. (MZ)	PART NAME	DESCRIPTION
INPUT	J199		nsp	CORD	SN95/PB50.6 C3A206
INPUT	J200		nsp	CORD	SN95/PB50.6 C3A206
INPUT	J201		nsp	CORD	SN95/PB50.6 C3A206
INPUT	J202		nsp	CORD	SN95/PB50.6 C3A206
INPUT	J203		nsp	CORD	SN95/PB50.6 C3A206
INPUT	J204		nsp	CORD	SN95/PB50.6 C3A206
INPUT	J205		nsp	CORD	SN95/PB50.6 C3A206
INPUT	J207		nsp	CORD	SN95/PB50.6 C3A206
INPUT	J208		nsp	CORD	SN95/PB50.6 C3A206
INPUT	J209		nsp	CORD	SN95/PB50.6 C3A206
INPUT	J210		nsp	CORD	SN95/PB50.6 C3A206
INPUT	J211		nsp	CORD	SN95/PB50.6 C3A206
INPUT	J212		nsp	CORD	SN95/PB50.6 C3A206
INPUT	J213		nsp	CORD	SN95/PB50.6 C3A206
INPUT	J214		nsp	CORD	SN95/PB50.6 C3A206
INPUT	J215		nsp	CORD	SN95/PB50.6 C3A206
INPUT	J217		nsp	CORD	SN95/PB50.6 C3A206
INPUT	J218		nsp	CORD	SN95/PB50.6 C3A206
INPUT	J219		nsp	CORD	SN95/PB50.6 C3A206
INPUT	J220		nsp	CORD	SN95/PB50.6 C3A206
INPUT	J221		nsp	CORD	SN95/PB50.6 C3A206
INPUT	J222		nsp	CORD	SN95/PB50.6 C3A206
INPUT	J223		nsp	CORD	SN95/PB50.6 C3A206
INPUT	J224		nsp	CORD	SN95/PB50.6 C3A206
INPUT	J225		nsp	CORD	SN95/PB50.6 C3A206
INPUT	J226		nsp	CORD	SN95/PB50.6 C3A206
INPUT	J227		nsp	CORD	SN95/PB50.6 C3A206
INPUT	J228		nsp	CORD	SN95/PB50.6 C3A206
INPUT	J229		nsp	CORD	SN95/PB50.6 C3A206
INPUT	J230		nsp	CORD	SN95/PB50.6 C3A206
INPUT	J231		nsp	CORD	SN95/PB50.6 C3A206
INPUT	J233		nsp	CORD	SN95/PB50.6 C3A206
INPUT	J234		nsp	CORD	SN95/PB50.6 C3A206
INPUT	J235		nsp	CORD	SN95/PB50.6 C3A206
INPUT	J236		nsp	CORD	SN95/PB50.6 C3A206
INPUT	J237		nsp	CORD	SN95/PB50.6 C3A206
INPUT	J238		nsp	CORD	SN95/PB50.6 C3A206
INPUT	J239		nsp	CORD	SN95/PB50.6 C3A206
INPUT	J240		nsp	CORD	SN95/PB50.6 C3A206
INPUT	J242		nsp	CORD	SN95/PB50.6 C3A206
INPUT	J244		nsp	CORD	SN95/PB50.6 C3A206
INPUT	J245		nsp	CORD	SN95/PB50.6 C3A206
INPUT	J246		nsp	CORD	SN95/PB50.6 C3A206
INPUT	J247		nsp	CORD	SN95/PB50.6 C3A206
INPUT	J248		nsp	CORD	SN95/PB50.6 C3A206
INPUT	J249		nsp	CORD	SN95/PB50.6 C3A206
INPUT	J250		nsp	CORD	SN95/PB50.6 C3A206
INPUT	J251		nsp	CORD	SN95/PB50.6 C3A206
INPUT	J252		nsp	CORD	SN95/PB50.6 C3A206
INPUT	J253		nsp	CORD	SN95/PB50.6 C3A206
INPUT	J254		nsp	CORD	SN95/PB50.6 C3A206
INPUT	J255		nsp	CORD	SN95/PB50.6 C3A206
INPUT	J256		nsp	CORD	SN95/PB50.6 C3A206
INPUT	J257		nsp	CORD	SN95/PB50.6 C3A206
INPUT	J258		nsp	CORD	SN95/PB50.6 C3A206
INPUT	J259		nsp	CORD	SN95/PB50.6 C3A206
INPUT	J260		nsp	CORD	SN95/PB50.6 C3A206
INPUT	J261		nsp	CORD	SN95/PB50.6 C3A206
INPUT	J262		nsp	CORD	SN95/PB50.6 C3A206
INPUT	J263		nsp	CORD	SN95/PB50.6 C3A206
INPUT	J264		nsp	CORD	SN95/PB50.6 C3A206
INPUT	J265		nsp	CORD	SN95/PB50.6 C3A206
INPUT	J266		nsp	CORD	SN95/PB50.6 C3A206
INPUT	J267		nsp	CORD	SN95/PB50.6 C3A206
INPUT	J268		nsp	CORD	SN95/PB50.6 C3A206
INPUT	J269		nsp	CORD	SN95/PB50.6 C3A206
INPUT	J270		nsp	CORD	SN95/PB50.6 C3A206
INPUT	J271		nsp	CORD	SN95/PB50.6 C3A206
INPUT	J272		nsp	CORD	SN95/PB50.6 C3A206
INPUT	J273		nsp	CORD	SN95/PB50.6 C3A206
INPUT	J274		nsp	CORD	SN95/PB50.6 C3A206
INPUT	J275		nsp	CORD	SN95/PB50.6 C3A206

NOTE "nsp" PART IS LISTED FOR REFERENCE ONLY, D&M WILL NOT SUPPLY THESE PARTS

P.W.B. NAME	POS. NO.	VERS. COLOR	PART NO. (MZ)	PART NAME	DESCRIPTION
INPUT	J276		nsp	CORD	SN95/PB50.6 C3A206
INPUT	J277		nsp	CORD	SN95/PB50.6 C3A206
INPUT	J278		nsp	CORD	SN95/PB50.6 C3A206
INPUT	J279		nsp	CORD	SN95/PB50.6 C3A206
INPUT	J280		nsp	CORD	SN95/PB50.6 C3A206
INPUT	J281		nsp	CORD	SN95/PB50.6 C3A206
INPUT	J282		nsp	CORD	SN95/PB50.6 C3A206
INPUT	J284		nsp	CORD	SN95/PB50.6 C3A206
INPUT	J285		nsp	CORD	SN95/PB50.6 C3A206
INPUT	J286		nsp	CORD	SN95/PB50.6 C3A206
INPUT	J287		nsp	CORD	SN95/PB50.6 C3A206
INPUT	J288		nsp	CORD	SN95/PB50.6 C3A206
INPUT	J289		nsp	CORD	SN95/PB50.6 C3A206
INPUT	J290		nsp	CORD	SN95/PB50.6 C3A206
INPUT	J291		nsp	CORD	SN95/PB50.6 C3A206
INPUT	J292		nsp	CORD	SN95/PB50.6 C3A206
INPUT	J293		nsp	CORD	SN95/PB50.6 C3A206
INPUT	J294		nsp	CORD	SN95/PB50.6 C3A206
INPUT	J295		nsp	CORD	SN95/PB50.6 C3A206
INPUT	J296		nsp	CORD	SN95/PB50.6 C3A206
INPUT	J297		nsp	CORD	SN95/PB50.6 C3A206
INPUT	J298		nsp	CORD	SN95/PB50.6 C3A206
INPUT	J299		nsp	CORD	SN95/PB50.6 C3A206
INPUT	J300		nsp	CORD	SN95/PB50.6 C3A206
INPUT	J301		nsp	CORD	SN95/PB50.6 C3A206
INPUT	J302		nsp	CORD	SN95/PB50.6 C3A206
INPUT	J303		nsp	CORD	SN95/PB50.6 C3A206
INPUT	J304		nsp	CORD	SN95/PB50.6 C3A206
INPUT	J305		nsp	CORD	SN95/PB50.6 C3A206
INPUT	J306		nsp	CORD	SN95/PB50.6 C3A206
INPUT	J307		nsp	CORD	SN95/PB50.6 C3A206
INPUT	J308		nsp	CORD	SN95/PB50.6 C3A206
INPUT	J309		nsp	CORD	SN95/PB50.6 C3A206
INPUT	J310		nsp	CORD	SN95/PB50.6 C3A206
INPUT	J311		nsp	CORD	SN95/PB50.6 C3A206
INPUT	J312		nsp	CORD	SN95/PB50.6 C3A206
INPUT	J313		nsp	CORD	SN95/PB50.6 C3A206
INPUT	J314		nsp	CORD	SN95/PB50.6 C3A206
INPUT	J315		nsp	CORD	SN95/PB50.6 C3A206
INPUT	J316		nsp	CORD	SN95/PB50.6 C3A206
INPUT	J317		nsp	CORD	SN95/PB50.6 C3A206
INPUT	J318		nsp	CORD	SN95/PB50.6 C3A206
INPUT	J319		nsp	CORD	SN95/PB50.6 C3A206
INPUT	J320		nsp	CORD	SN95/PB50.6 C3A206
INPUT	J321		nsp	CORD	SN95/PB50.6 C3A206
INPUT	J322		nsp	CORD	SN95/PB50.6 C3A206
INPUT	J323		nsp	CORD	SN95/PB50.6 C3A206
INPUT	J324		nsp	CORD	SN95/PB50.6 C3A206
INPUT	J325		nsp	CORD	SN95/PB50.6 C3A206
INPUT	J326		nsp	CORD	SN95/PB50.6 C3A206
INPUT	J327		nsp	CORD	SN95/PB50.6 C3A206
INPUT	J328		nsp	CORD	SN95/PB50.6 C3A206
INPUT	J329		nsp	CORD	SN95/PB50.6 C3A206
INPUT	J330		nsp	CORD	SN95/PB50.6 C3A206
INPUT	JK11		90M-YT003230R	TERMINAL	CINCH4PAUDIO CJJ4P014Y
INPUT	JK12		943643005330M	JACK	JACKBOARD(6P)RCA-610A CJJ4R036Z
INPUT	JK13		943643005330M	JACK	JACKBOARD(6P)RCA-610A CJJ4R036Z
INPUT	JK15		90M-YT003120R	TERMINAL	CINCH2PJE0200598N CJJ4N036Z
INPUT	JK31		943643005340M	JACK	JACKIN/OUT(BK BK)RCA-207AE-06 CJJ4N082Z
INPUT	JK32		90M-YT005030R	OPT. CONN.	TORX177L HJSTORX177L
INPUT	JK45		90M-YT003980R	TERMINAL	RCA-902AA-16 CJJ4L007Z
INPUT	JK46		943643005350M	JACK	JACKRCA(1PRCA-115A-05) CJJ4M049Y
INPUT	R299		00MGD05472160	RES, CARBON	4.7KOHM1/6WJCARBON CRD20TJ472T
INPUT	L224		90M-FC900340R	FERRITE CORE	HU-1H4516-600JT CLZ9Z014Z
INPUT	PCB1		nsp	PCB	PCB, INPUT(SR3053,330X197FR1/1) CUP12200Z
INPUT	Q175		90M-HX600010R	CHIP TRS.	KRA102S HVTKRA102S
INPUT	Q244		90M-HX800100R	CHIP TRS.	KTC3875SYRTK HVTKTC3875SYRTK
INPUT	Q245		90M-HX800010R	CHIP TRS.	KRC102S HVTKRC102S
INPUT	Q248		90M-HX800010R	CHIP TRS.	KRC102S HVTKRC102S
INPUT	Q249		90M-HX800010R	CHIP TRS.	KRC102S HVTKRC102S
INPUT	Q250		90M-HX800010R	CHIP TRS.	KRC102S HVTKRC102S
INPUT	Q252		90M-HX600010R	CHIP TRS.	KRA102S HVTKRA102S

NOTE "nsp" PART IS LISTED FOR REFERENCE ONLY, D&M WILL NOT SUPPLY THESE PARTS

P.W.B. NAME	POS. NO.	VERS. COLOR	PART NO. (MZ)	PART NAME	DESCRIPTION
INPUT	Q253		90M-HX800010R	CHIP TRS.	KRC102S HVTKRC102S
INPUT	Q406		90M-HX600010R	CHIP TRS.	KRA102S HVTKRA102S
INPUT	Q407		90M-HX800010R	CHIP TRS.	KRC102S HVTKRC102S
INPUT	Q408		90M-HX600010R	CHIP TRS.	KRA102S HVTKRA102S
INPUT	Q409		90M-HX800010R	CHIP TRS.	KRC102S HVTKRC102S
INPUT	Q412		90M-HX800100R	CHIP TRS.	KTC3875SYRTK HVTKTC3875SYRTK
INPUT	R101		00MNN05101610	CHIP RES.	100OHM1/10WJ CRJ10DJ101T
INPUT	R102		00MNN05101610	CHIP RES.	100OHM1/10WJ CRJ10DJ101T
INPUT	R103		00MNN05102610	CHIP RES.	1KOHM1/10WJ CRJ10DJ102T
INPUT	R104		00MNN05102610	CHIP RES.	1KOHM1/10WJ CRJ10DJ102T
INPUT	R105		00MNN05102610	CHIP RES.	1KOHM1/10WJ CRJ10DJ102T
INPUT	R106		00MNN05102610	CHIP RES.	1KOHM1/10WJ CRJ10DJ102T
INPUT	R107		00MNN05101610	CHIP RES.	100OHM1/10WJ CRJ10DJ101T
INPUT	R108		00MNN05101610	CHIP RES.	100OHM1/10WJ CRJ10DJ101T
INPUT	R109		00MNN05101610	CHIP RES.	100OHM1/10WJ CRJ10DJ101T
INPUT	R110		00MNN05101610	CHIP RES.	100OHM1/10WJ CRJ10DJ101T
INPUT	R111		00MNN05101610	CHIP RES.	100OHM1/10WJ CRJ10DJ101T
INPUT	R112		00MNN05101610	CHIP RES.	100OHM1/10WJ CRJ10DJ101T
INPUT	R113		00MNN05104610	CHIP RES.	100KOHM1/10WJ CRJ10DJ104T
INPUT	R114		00MNN05104610	CHIP RES.	100KOHM1/10WJ CRJ10DJ104T
INPUT	R115		00MNN05104610	CHIP RES.	100KOHM1/10WJ CRJ10DJ104T
INPUT	R116		00MNN05104610	CHIP RES.	100KOHM1/10WJ CRJ10DJ104T
INPUT	R117		00MNN05104610	CHIP RES.	100KOHM1/10WJ CRJ10DJ104T
INPUT	R118		00MNN05104610	CHIP RES.	100KOHM1/10WJ CRJ10DJ104T
INPUT	R119		00MNN05104610	CHIP RES.	100KOHM1/10WJ CRJ10DJ104T
INPUT	R120		00MNN05104610	CHIP RES.	100KOHM1/10WJ CRJ10DJ104T
INPUT	R121		00MNN05104610	CHIP RES.	100KOHM1/10WJ CRJ10DJ104T
INPUT	R122		00MNN05104610	CHIP RES.	100KOHM1/10WJ CRJ10DJ104T
INPUT	R123		00MNN05104610	CHIP RES.	100KOHM1/10WJ CRJ10DJ104T
INPUT	R124		00MNN05104610	CHIP RES.	100KOHM1/10WJ CRJ10DJ104T
INPUT	R131		943125005360M	RES.	RESISTORMETAL1W/680OHM CRG1SANJ680RT
INPUT	R132		943125005360M	RES.	RESISTORMETAL1W/680OHM CRG1SANJ680RT
INPUT	R149		00MNN05472610	CHIP RES.	4.7KOHM1/10WJ CRJ10DJ472T
INPUT	R150		00MNN05472610	CHIP RES.	4.7KOHM1/10WJ CRJ10DJ472T
INPUT	R151		00MNN05104610	CHIP RES.	100KOHM1/10WJ CRJ10DJ104T
INPUT	R152		00MNN05104610	CHIP RES.	100KOHM1/10WJ CRJ10DJ104T
INPUT	R153		00MNN05104610	CHIP RES.	100KOHM1/10WJ CRJ10DJ104T
INPUT	R154		00MNN05104610	CHIP RES.	100KOHM1/10WJ CRJ10DJ104T
INPUT	R155		00MNN05104610	CHIP RES.	100KOHM1/10WJ CRJ10DJ104T
INPUT	R156		00MNN05104610	CHIP RES.	100KOHM1/10WJ CRJ10DJ104T
INPUT	R157		00MNN05104610	CHIP RES.	100KOHM1/10WJ CRJ10DJ104T
INPUT	R158		00MNN05104610	CHIP RES.	100KOHM1/10WJ CRJ10DJ104T
INPUT	R159		00MNN05104610	CHIP RES.	100KOHM1/10WJ CRJ10DJ104T
INPUT	R160		00MNN05104610	CHIP RES.	100KOHM1/10WJ CRJ10DJ104T
INPUT	R161		00MNN05561610	CHIP RES.	560OHM1/10WJ CRJ10DJ561T
INPUT	R162		00MNN05561610	CHIP RES.	560OHM1/10WJ CRJ10DJ561T
INPUT	R164		00MNN05561610	CHIP RES.	560OHM1/10WJ CRJ10DJ561T
INPUT	R165		00MNN05561610	CHIP RES.	560OHM1/10WJ CRJ10DJ561T
INPUT	R166		00MNN05561610	CHIP RES.	560OHM1/10WJ CRJ10DJ561T
INPUT	R167		00MNN05832610	CHIP RES.	82KOHM1/10WJ CRJ10DJ823T
INPUT	R168		00MNN05222610	CHIP RES.	2.2KOHM1/10WJ CRJ10DJ222T
INPUT	R169		00MNN05472610	CHIP RES.	4.7KOHM1/10WJ CRJ10DJ472T
INPUT	R172		00MNN05104610	CHIP RES.	100KOHM1/10WJ CRJ10DJ104T
INPUT	R176		00MNN05104610	CHIP RES.	100KOHM1/10WJ CRJ10DJ104T
INPUT	R177		00MNN05104610	CHIP RES.	100KOHM1/10WJ CRJ10DJ104T
INPUT	R178		00MNN05104610	CHIP RES.	100KOHM1/10WJ CRJ10DJ104T
INPUT	R181		00MNN05101610	CHIP RES.	100OHM1/10WJ CRJ10DJ101T
INPUT	R182		00MNN05101610	CHIP RES.	100OHM1/10WJ CRJ10DJ101T
INPUT	R183		00MNN05101610	CHIP RES.	100OHM1/10WJ CRJ10DJ101T
INPUT	R186		nsp	RES, CARBON	RES, CARBON CRD25FJ2R2T
INPUT	R187		nsp	RES, CARBON	RES, CARBON CRD25FJ2R2T
INPUT	R191		00MNN05473610	CHIP RES.	47KOHM1/10WJ CRJ10DJ473T
INPUT	R192		00MNN05473610	CHIP RES.	47KOHM1/10WJ CRJ10DJ473T
INPUT	R194		00MNN05473610	CHIP RES.	47KOHM1/10WJ CRJ10DJ473T
INPUT	R195		00MNN05473610	CHIP RES.	47KOHM1/10WJ CRJ10DJ473T
INPUT	R196		00MNN05473610	CHIP RES.	47KOHM1/10WJ CRJ10DJ473T
INPUT	R201		00MNN05105610	CHIP RES.	1MOHM1/10WJ CRJ10DJ105T
INPUT	R202		00MNN05471610	CHIP RES.	470OHM1/10WJ CRJ10DJ471T
INPUT	R203		00MNN05103610	CHIP RES.	10KOHM1/10WJ CRJ10DJ103T
INPUT	R204		00MGD05103160	RES.	10KOHM1/6WJCARBON CRD20TJ103T
INPUT	R205		00MGD05103160	RES.	10KOHM1/6WJCARBON CRD20TJ103T
INPUT	R206		00MGD05022160	RES.	2.2OHM1/6WJCARBON CRD20TJ2R2T

NOTE "nsp" PART IS LISTED FOR REFERENCE ONLY, D&M WILL NOT SUPPLY THESE PARTS

P.W.B. NAME	POS. NO.	VERS. COLOR	PART NO. (MZ)	PART NAME	DESCRIPTION
INPUT	R208		00MGD05103160	RES.	10KOHM1/6WJCARBON CRD20TJ103T
INPUT	R209		00MGD05103160	RES.	10KOHM1/6WJCARBON CRD20TJ103T
INPUT	R210		00MNN05332610	CHIP RES.	3.3KOHM1/10WJ CRJ10DJ332T
INPUT	R211		00MGD05103160	RES, CARBON	10KOHM1/6WJCARBON CRD20TJ103T
INPUT	R213		00MNN05103610	CHIP RES.	10KOHM1/10WJ CRJ10DJ103T
INPUT	R214		00MGD05103160	RES.	10KOHM1/6WJCARBON CRD20TJ103T
INPUT	R215		00MGD05103160	RES.	10KOHM1/6WJCARBON CRD20TJ103T
INPUT	R216		00MGD05103160	RES.	10KOHM1/6WJCARBON CRD20TJ103T
INPUT	R217		00MGD05332160	RES.	3.3KOHM1/6WJCARBON CRD20TJ332T
INPUT	R218		00MGD05332160	RES.	3.3KOHM1/6WJCARBON CRD20TJ332T
INPUT	R219		00MGD05332160	RES.	3.3KOHM1/6WJCARBON CRD20TJ332T
INPUT	R220		00MGD05332160	RES.	3.3KOHM1/6WJCARBON CRD20TJ332T
INPUT	R221		00MNN05330610	CHIP RES.	33OHM1/10WJ CRJ10DJ330T
INPUT	R222		00MNN05330610	CHIP RES.	33OHM1/10WJ CRJ10DJ330T
INPUT	R223		00MNN05330610	CHIP RES.	33OHM1/10WJ CRJ10DJ330T
INPUT	R226		00MNN05101610	CHIP RES.	100OHM1/10WJ CRJ10DJ101T
INPUT	R227		00MNN05101610	CHIP RES.	100OHM1/10WJ CRJ10DJ101T
INPUT	R228		00MNN05101610	CHIP RES.	100OHM1/10WJ CRJ10DJ101T
INPUT	R229		00MNN05101610	CHIP RES.	100OHM1/10WJ CRJ10DJ101T
INPUT	R230		00MNN05101610	CHIP RES.	100OHM1/10WJ CRJ10DJ101T
INPUT	R231		00MNN05101610	CHIP RES.	100OHM1/10WJ CRJ10DJ101T
INPUT	R232		00MNN05101610	CHIP RES.	100OHM1/10WJ CRJ10DJ101T
INPUT	R233		nsp	RES, CARBON	RES, CARBON CRD25TJ4R7T
INPUT	R234		00MGD05472160	RES, CARBON	4.7KOHM1/6WJCARBON CRD20TJ472T
INPUT	R235		00MGD05472160	RES, CARBON	4.7KOHM1/6WJCARBON CRD20TJ472T
INPUT	R236		00MNN05473610	CHIP RES.	47KOHM1/10WJ CRJ10DJ473T
INPUT	R238		00MNN05332610	CHIP RES.	3.3KOHM1/10WJ CRJ10DJ332T
INPUT	R239		00MNN05332610	CHIP RES.	3.3KOHM1/10WJ CRJ10DJ332T
INPUT	R240		00MNN05332610	CHIP RES.	3.3KOHM1/10WJ CRJ10DJ332T
INPUT	R241		00MNN05102610	CHIP RES.	1KOHM1/10WJ CRJ10DJ102T
INPUT	R243		00MNN05224610	CHIP RES.	220KOHM1/10WJ CRJ10DJ224T
INPUT	R244		00MNN05472610	CHIP RES.	4.7KOHM1/10WJ CRJ10DJ472T
INPUT	R245		00MNN05473610	RES, CHIP	47KOHM1/10WJ CRJ10DJ473T
INPUT	R246		00MNN05103610	CHIP RES.	10KOHM1/10WJ CRJ10DJ103T
INPUT	R249		00MNN05103610	CHIP RES.	10KOHM1/10WJ CRJ10DJ103T
INPUT	R250		00MNN05103610	CHIP RES.	10KOHM1/10WJ CRJ10DJ103T
INPUT	R251		00MNN05562610	CHIP RES.	5.6KOHM1/10WJ CRJ10DJ562T
INPUT	R252		00MNN05102610	CHIP RES.	1KOHM1/10WJ CRJ10DJ102T
INPUT	R253		00MNN05103610	CHIP RES.	10KOHM1/10WJ CRJ10DJ103T
INPUT	R254		00MGD05102160	RES.	1KOHM1/6WJCARBON CRD20TJ102T
INPUT	R255		00MNN05103610	CHIP RES.	10KOHM1/10WJ CRJ10DJ103T
INPUT	R260		00MNN05223610	CHIP RES.	22KOHM1/10WJ CRJ10DJ223T
INPUT	R261		00MNN05102610	CHIP RES.	1KOHM1/10WJ CRJ10DJ102T
INPUT	R262		00MNN05103610	CHIP RES.	10KOHM1/10WJ CRJ10DJ103T
INPUT	R263		00MNN05104610	CHIP RES.	100KOHM1/10WJ CRJ10DJ104T
INPUT	R271		00MNN05470610	CHIP RES.	47OHM1/10WJ CRJ10DJ470T
INPUT	R276		90M-RI000300R	CHIP RES.	330OHM1/4WJ CRJ14CJ331T
INPUT	R279		00MNN05472610	RES, CHIP	4.7KOHM1/10WJ CRJ10DJ472T
INPUT	R280		00MNN05472610	RES, CHIP	4.7KOHM1/10WJ CRJ10DJ472T
INPUT	R281		00MNN05104610	CHIP RES.	100KOHM1/10WJ CRJ10DJ104T
INPUT	R283		00MNN05102610	CHIP RES.	1KOHM1/10WJ CRJ10DJ102T
INPUT	R284		00MNN05102610	CHIP RES.	1KOHM1/10WJ CRJ10DJ102T
INPUT	R291		00MNN05104610	CHIP RES.	100KOHM1/10WJ CRJ10DJ104T
INPUT	R292		00MNN05104610	CHIP RES.	100KOHM1/10WJ CRJ10DJ104T
INPUT	R293		00MNN05104610	CHIP RES.	100KOHM1/10WJ CRJ10DJ104T
INPUT	R294		00MNN05104610	CHIP RES.	100KOHM1/10WJ CRJ10DJ104T
INPUT	R333		00MNN05000610	CHIP RES.	0OHM1/10WJ CRJ10DJ0R0T
INPUT	R334		00MNN05000610	CHIP RES.	0OHM1/10WJ CRJ10DJ0R0T
INPUT	R336		00MNN05242610	CHIP RES.	2.4KOHM1/10WJ CRJ10DJ242T
INPUT	R337		00MNN05471610	RES, CHIP	470OHM1/10WJ CRJ10DJ471T
INPUT	R342		00MNN05000610	CHIP RES.	0OHM1/10WJ CRJ10DJ0R0T
INPUT	R343		00MNN05000610	CHIP RES.	0OHM1/10WJ CRJ10DJ0R0T
INPUT	R344		00MNN05000610	CHIP RES.	0OHM1/10WJ CRJ10DJ0R0T
INPUT	R345		00MNN05472610	CHIP RES.	4.7KOHM1/10WJ CRJ10DJ472T
INPUT	R346		00MNN05750610	CHIP RES.	75OHM1/10WJ CRJ10DJ750T
INPUT	R347		00MNN05102610	CHIP RES.	1KOHM1/10WJ CRJ10DJ102T
INPUT	R348		00MNN05750610	CHIP RES.	75OHM1/10WJ CRJ10DJ750T
INPUT	R349		00MNN05102610	CHIP RES.	1KOHM1/10WJ CRJ10DJ102T
INPUT	R351		00MNN05512610	CHIP RES.	5.1KOHM1/10WJ CRJ10DJ512T
INPUT	R352		00MNN05512610	CHIP RES.	5.1KOHM1/10WJ CRJ10DJ512T
INPUT	R353		00MNN05512610	CHIP RES.	5.1KOHM1/10WJ CRJ10DJ512T
INPUT	R354		00MNN05512610	CHIP RES.	5.1KOHM1/10WJ CRJ10DJ512T

NOTE "nsp" PART IS LISTED FOR REFERENCE ONLY, D&M WILL NOT SUPPLY THESE PARTS

P.W.B. NAME	POS. NO.	VERS. COLOR	PART NO. (MZ)	PART NAME	DESCRIPTION
INPUT	R355		00MNN05512610	CHIP RES.	5.1KOHM1/10WJ CRJ10DJ512T
INPUT	R356		00MNN05512610	CHIP RES.	5.1KOHM1/10WJ CRJ10DJ512T
INPUT	R357		00MNN05512610	CHIP RES.	5.1KOHM1/10WJ CRJ10DJ512T
INPUT	R358		00MNN05512610	CHIP RES.	5.1KOHM1/10WJ CRJ10DJ512T
INPUT	R359		00MNN05512610	CHIP RES.	5.1KOHM1/10WJ CRJ10DJ512T
INPUT	R360		00MNN05512610	CHIP RES.	5.1KOHM1/10WJ CRJ10DJ512T
INPUT	R361		00MNN05512610	CHIP RES.	5.1KOHM1/10WJ CRJ10DJ512T
INPUT	R362		00MNN05512610	CHIP RES.	5.1KOHM1/10WJ CRJ10DJ512T
INPUT	R363		nsp	RES, CHIP	RES, CHIP CRJ10DJ622T
INPUT	R364		nsp	RES, CHIP	RES, CHIP CRJ10DJ622T
INPUT	R365		nsp	RES, CHIP	RES, CHIP CRJ10DJ622T
INPUT	R366		00MNN05183610	CHIP RES.	18KOHM1/10WJ CRJ10DJ183T
INPUT	R367		nsp	RES, CHIP	RES, CHIP CRJ10DJ622T
INPUT	R368		nsp	RES, CHIP	RES, CHIP CRJ10DJ622T
INPUT	R369		00MNN05821610	CHIP RES.	820OHM1/10WJ CRJ10DJ821T
INPUT	R370		00MNN05821610	CHIP RES.	820OHM1/10WJ CRJ10DJ821T
INPUT	R371		00MNN05821610	CHIP RES.	820OHM1/10WJ CRJ10DJ821T
INPUT	R372		00MNN05821610	CHIP RES.	820OHM1/10WJ CRJ10DJ821T
INPUT	R373		00MNN05821610	CHIP RES.	820OHM1/10WJ CRJ10DJ821T
INPUT	R374		00MNN05821610	CHIP RES.	820OHM1/10WJ CRJ10DJ821T
INPUT	R375		00MNN05821610	CHIP RES.	820OHM1/10WJ CRJ10DJ821T
INPUT	R376		00MNN05821610	CHIP RES.	820OHM1/10WJ CRJ10DJ821T
INPUT	R377		00MNN05821610	CHIP RES.	820OHM1/10WJ CRJ10DJ821T
INPUT	R378		00MNN05821610	CHIP RES.	820OHM1/10WJ CRJ10DJ821T
INPUT	R379		00MNN05821610	CHIP RES.	820OHM1/10WJ CRJ10DJ821T
INPUT	R380		00MNN05821610	CHIP RES.	820OHM1/10WJ CRJ10DJ821T
INPUT	R381		nsp	RES, CHIP	RES, CHIP CRJ10DJ622T
INPUT	R382		nsp	RES, CHIP	RES, CHIP CRJ10DJ622T
INPUT	R383		nsp	RES, CHIP	RES, CHIP CRJ10DJ622T
INPUT	R384		00MNN05183610	CHIP RES.	18KOHM1/10WJ CRJ10DJ183T
INPUT	R385		nsp	RES, CHIP	RES, CHIP CRJ10DJ622T
INPUT	R386		nsp	RES, CHIP	RES, CHIP CRJ10DJ622T
INPUT	R387		00MNN05104610	CHIP RES.	100KOHM1/10WJ CRJ10DJ104T
INPUT	R388		00MNN05104610	CHIP RES.	100KOHM1/10WJ CRJ10DJ104T
INPUT	R389		00MNN05104610	CHIP RES.	100KOHM1/10WJ CRJ10DJ104T
INPUT	R390		00MNN05104610	CHIP RES.	100KOHM1/10WJ CRJ10DJ104T
INPUT	R391		00MNN05104610	CHIP RES.	100KOHM1/10WJ CRJ10DJ104T
INPUT	R392		00MNN05104610	CHIP RES.	100KOHM1/10WJ CRJ10DJ104T
INPUT	R397		nsp	CORD	SN95/PB50.6 C3A206
INPUT	R426		00MNN05101610	CHIP RES.	100OHM1/10WJ CRJ10DJ101T
INPUT	R432		00MGD05333160	RES.	33KOHM1/6WJCARBON CRD20TJ333T
INPUT	R433		00MGD05473160	RES.	47KOHM1/6WJCARBON CRD20TJ473T
INPUT	R434		00MNN05183610	CHIP RES.	18KOHM1/10WJ CRJ10DJ183T
INPUT	R451		00MNN05750610	CHIP RES.	75OHM1/10WJ CRJ10DJ750T
INPUT	R452		00MNN05750610	CHIP RES.	75OHM1/10WJ CRJ10DJ750T
INPUT	R453		00MNN05750610	CHIP RES.	75OHM1/10WJ CRJ10DJ750T
INPUT	R454		00MNN05750610	CHIP RES.	75OHM1/10WJ CRJ10DJ750T
INPUT	R455		00MNN05750610	CHIP RES.	75OHM1/10WJ CRJ10DJ750T
INPUT	R456		00MNN05750610	CHIP RES.	75OHM1/10WJ CRJ10DJ750T
INPUT	R457		00MNN05750610	CHIP RES.	75OHM1/10WJ CRJ10DJ750T
INPUT	R458		00MNN05750610	CHIP RES.	75OHM1/10WJ CRJ10DJ750T
INPUT	R459		00MNN05750610	CHIP RES.	75OHM1/10WJ CRJ10DJ750T
INPUT	R460		00MNN05101610	CHIP RES.	100OHM1/10WJ CRJ10DJ101T
INPUT	R461		00MNN05101610	CHIP RES.	100OHM1/10WJ CRJ10DJ101T
INPUT	R462		00MNN05101610	CHIP RES.	100OHM1/10WJ CRJ10DJ101T
INPUT	R463		00MNN05103610	CHIP RES.	10KOHM1/10WJ CRJ10DJ103T
INPUT	R464		00MNN05103610	CHIP RES.	10KOHM1/10WJ CRJ10DJ103T
INPUT	R465		00MNN05105610	CHIP RES.	1MOHM1/10WJ CRJ10DJ105T
INPUT	R466		00MNN05105610	RES, CHIP	1MOHM1/10WJ CRJ10DJ105T
INPUT	R476		00MNN05103610	CHIP RES.	10KOHM1/10WJ CRJ10DJ103T
INPUT	R477		00MGD05101160	RES.	100OHM1/6WJCARBON CRD20TJ101T
INPUT	R478		00MGD05101160	RES.	100OHM1/6WJCARBON CRD20TJ101T
INPUT	R480		nsp	RES.	120OHM1WJMETALOXIDEFILM KRG1SANJ121RT
INPUT	R481		nsp	RES.	120OHM1WJMETALOXIDEFILM KRG1SANJ121RT
INPUT	R491		00MNN05750610	CHIP RES.	75OHM1/10WJ CRJ10DJ750T
INPUT	R493		00MNN05750610	CHIP RES.	75OHM1/10WJ CRJ10DJ750T
INPUT	R495		00MNN05750610	CHIP RES.	75OHM1/10WJ CRJ10DJ750T
INPUT	R497		00MNN05750610	CHIP RES.	75OHM1/10WJ CRJ10DJ750T
INPUT	R499		00MNN05750610	CHIP RES.	75OHM1/10WJ CRJ10DJ750T
INPUT	X201		90M-JX001030R	X'TAL	8MHZ HOX08000E160C
INPUT		K1SG	nsp	PCB	SR3053/KINPUTPCBAUTOASS'Y CIP12200B
INPUT		K1SG	nsp	PCB	SR3053/KINPUTPCBSMDASS'Y CIP12200BSMD

NOTE "nsp" PART IS LISTED FOR REFERENCE ONLY, D&M WILL NOT SUPPLY THESE PARTS

P.W.B. NAME	POS. NO.	VERS. COLOR	PART NO. (MZ)	PART NAME	DESCRIPTION
INPUT		S1B	nsp	PCB	SR3053/KINPUTPCBAUTOASS'Y CIP12200B
INPUT		S1B	nsp	PCB	SR3053/KINPUTPCBMDASS'Y CIP12200BSMD
INPUT		S1SG	nsp	PCB	SR3053/KINPUTPCBAUTOASS'Y CIP12200B
INPUT		S1SG	nsp	PCB	SR3053/KINPUTPCBMDASS'Y CIP12200BSMD
					MAIN(CUP12182)
MAIN	BK91		nsp	BRACKET	BRACKETFORPWB CMD1A569
MAIN	BN81		nsp	WIRE	WIREASS'Y(3P(2WIRE), 3.96MM, 2PIN, 120MM) CWB1F032120ZZ
MAIN	BN82		nsp	WIRE	WIREASS'Y(3P(2WIRE), 3.96MM, 2PIN, 120MM) CWB1F032120ZZ
MAIN	BN83		nsp	WIRE	SHIELDWIREASS'Y(LOCKINGTYPE, 2.0MM, 13PIN, 180MM) CWB1C01318047
MAIN	BN91		nsp	CORD	WIREASS'Y CWB3FB03280UP
MAIN	BN92		nsp	WIRE	WIREASS'Y(LOCKINGTYPE, 2.5MM, 11PIN, 250MM) CWB1E01125058
MAIN	BN93		nsp	WIRE	WIREASS'Y(LOCKINGTYPE, 2.5MM, 3PIN, 100MM) CWB1E00310058
MAIN	C501		00MOA10605020	ELECT CAP.	10UF50V CCEA1HH100T
MAIN	C502		00MOA10605020	ELECT CAP.	10UF50V CCEA1HH100T
MAIN	C503		00MOA10605020	ELECT CAP.	10UF50V CCEA1HH100T
MAIN	C504		00MOA10605020	ELECT CAP.	10UF50V CCEA1HH100T
MAIN	C505		00MOA10605020	ELECT CAP.	10UF50V CCEA1HH100T
MAIN	C506		nsp	CER. CAP.	100PF50VKB CCKT1H101KB
MAIN	C507		nsp	CER. CAP.	100PF50VKB CCKT1H101KB
MAIN	C508		nsp	CER. CAP.	100PF50VKB CCKT1H101KB
MAIN	C509		nsp	CER. CAP.	100PF50VKB CCKT1H101KB
MAIN	C510		nsp	CER. CAP.	100PF50VKB CCKT1H101KB
MAIN	C523		00MOA10701620	ELECT CAP.	100UF16V CCEA1CH101T
MAIN	C524		00MOA10701620	ELECT CAP.	100UF16V CCEA1CH101T
MAIN	C525		00MOA10701620	ELECT CAP.	100UF16V CCEA1CH101T
MAIN	C561		00MOA47602520	ELECT CAP.	47UF25V CCEA1EH470T
MAIN	C562		00MOA47602520	ELECT CAP.	47UF25V CCEA1EH470T
MAIN	C563		00MOA47602520	ELECT CAP.	47UF25V CCEA1EH470T
MAIN	C564		00MOA47602520	ELECT CAP.	47UF25V CCEA1EH470T
MAIN	C565		00MOA47602520	ELECT CAP.	47UF25V CCEA1EH470T
MAIN	C601		nsp	CER. CAP.	12PF50VJC CCCT1H120JC
MAIN	C602		nsp	CER. CAP.	12PF50VJC CCCT1H120JC
MAIN	C603		nsp	CER. CAP.	12PF50VJC CCCT1H120JC
MAIN	C604		nsp	CER. CAP.	12PF50VJC CCCT1H120JC
MAIN	C605		nsp	CER. CAP.	12PF50VJC CCCT1H120JC
MAIN	C606		nsp	CER. CAP.	33PF50VJC CCCT1H330JC
MAIN	C607		nsp	CER. CAP.	33PF50VJC CCCT1H330JC
MAIN	C608		nsp	CER. CAP.	33PF50VJC CCCT1H330JC
MAIN	C609		nsp	CER. CAP.	33PF50VJC CCCT1H330JC
MAIN	C610		nsp	CER. CAP.	33PF50VJC CCCT1H330JC
MAIN	C611		90M-OA000640R	ELECT CAP.	KRM100V/10UF5X11 CCEA2AH100TS
MAIN	C612		90M-OA000640R	ELECT CAP.	KRM100V/10UF5X11 CCEA2AH100TS
MAIN	C613		90M-OA000640R	ELECT CAP.	KRM100V/10UF5X11 CCEA2AH100TS
MAIN	C614		90M-OA000640R	ELECT CAP.	KRM100V/10UF5X11 CCEA2AH100TS
MAIN	C615		90M-OA000640R	ELECT CAP.	KRM100V/10UF5X11 CCEA2AH100TS
MAIN	C631		00MOA10706320	ELECT CAP.	100UF63V CCEA1JH101E
MAIN	C632		00MOA10706320	ELECT CAP.	100UF63V CCEA1JH101E
MAIN	C633		00MOA10706320	ELECT CAP.	100UF63V CCEA1JH101E
MAIN	C634		00MOA10706320	ELECT CAP.	100UF63V CCEA1JH101E
MAIN	C635		00MOA10706320	ELECT CAP.	100UF63V CCEA1JH101E
MAIN	C636		00MOA10706320	ELECT CAP.	100UF63V CCEA1JH101E
MAIN	C637		00MOA10706320	ELECT CAP.	100UF63V CCEA1JH101E
MAIN	C638		00MOA10706320	ELECT CAP.	100UF63V CCEA1JH101E
MAIN	C639		00MOA10706320	ELECT CAP.	100UF63V CCEA1JH101E
MAIN	C640		00MOA10706320	ELECT CAP.	100UF63V CCEA1JH101E
MAIN	C691		nsp	FILM CAP.	0.047UF100VJMYLAR HCQI1H473JZT
MAIN	C692		nsp	FILM CAP.	0.047UF100VJMYLAR HCQI1H473JZT
MAIN	C693		nsp	FILM CAP.	0.047UF100VJMYLAR HCQI1H473JZT
MAIN	C694		nsp	FILM CAP.	0.047UF100VJMYLAR HCQI1H473JZT
MAIN	C695		nsp	FILM CAP.	0.047UF100VJMYLAR HCQI1H473JZT
MAIN	C696		nsp	FILM CAP.	1000PF100VJMYLAR HCQI1H102JZT
MAIN	C697		nsp	FILM CAP.	1000PF100VJMYLAR HCQI1H102JZT
MAIN	C698		nsp	FILM CAP.	1000PF100VJMYLAR HCQI1H102JZT
MAIN	C699		nsp	FILM CAP.	1000PF100VJMYLAR HCQI1H102JZT
MAIN	C700		nsp	FILM CAP.	1000PF100VJMYLAR HCQI1H102JZT
MAIN	C701		nsp	CER. CAP.	470PF50V CCBS1H471KBT
MAIN	C702		nsp	CER. CAP.	470PF50V CCBS1H471KBT
MAIN	C703		nsp	CER. CAP.	470PF50V CCBS1H471KBT
MAIN	C704		nsp	CER. CAP.	470PF50V CCBS1H471KBT
MAIN	C705		nsp	CER. CAP.	470PF50V CCBS1H471KBT

NOTE "nsp" PART IS LISTED FOR REFERENCE ONLY, D&M WILL NOT SUPPLY THESE PARTS

P.W.B. NAME	POS. NO.	VERS. COLOR	PART NO. (MZ)	PART NAME	DESCRIPTION
MAIN	C706		nsp	CER. CAP.	470PF50V CCBS1H471KBT
MAIN	C731		nsp	CER. CAP.	0.1UF50VZCERAMIC CCBS1H104ZFT
MAIN	C733		nsp	CER. CAP.	0.1UF50VZCERAMIC CCBS1H104ZFT
MAIN	C734		nsp	CER. CAP.	0.1UF50VZCERAMIC CCBS1H104ZFT
MAIN	C806		nsp	CER. CAP.	100PF50VKB CCKT1H101KB
MAIN	C807		nsp	CER. CAP.	100PF50VKB CCKT1H101KB
MAIN	C808		nsp	CER. CAP.	100PF50VKB CCKT1H101KB
MAIN	C809		nsp	CER. CAP.	100PF50VKB CCKT1H101KB
MAIN	C810		nsp	CER. CAP.	100PF50VKB CCKT1H101KB
MAIN	C822		nsp	FILM CAP.	1000PF100VJMYLAR HCQI1H102JZT
MAIN	C846		00MOA47605020	ELECT CAP.	47UF50V CCEA1HH470T
MAIN	C847		00MOA10505020	ELECT CAP.	1UF50V CCEA1HH1R0T
MAIN	C848		nsp	CER. CAP.	33PF50VJC CCCT1H330JC
MAIN	C849		nsp	CER. CAP.	33PF50VJC CCCT1H330JC
MAIN	C859		nsp	CER. CAP.	0.01UF50VZ CCFT1H103ZF
MAIN	C860		00MOA22505020	ELECT CAP.	2.2UF50V CCEA1HH2R2T
MAIN	C861		00MOA47505020	ELECT CAP.	4.7UF50V CCEA1HH4R7T
MAIN	C865		00MOA22505020	ELECT CAP.	2.2UF50V CCEA1HH2R2T
MAIN	C866		nsp	CER. CAP.	0.01UF50VZ CCFT1H103ZF
MAIN	C931		nsp	CER. CAP.	0.022UF50VZ CCFT1H223ZF
MAIN	C932		90M-DK100870R	CER. CAP.	2200PF400V CCKDHS222ME
MAIN	C933		90M-EA000930R	ELECT CAP.	3300UF16V CCEA1CH332E
MAIN	C934		nsp	CER. CAP.	0.01UF50VZ CCFT1H103ZF
MAIN	C935		00MOA10701620	ELECT CAP.	100UF16V CCEA1CH101T
MAIN	C936		nsp	CER. CAP.	0.01UF50VZ CCFT1H103ZF
MAIN	C937		00MOA10701620	ELECT CAP.	100UF16V CCEA1CH101T
MAIN	C939		00MOA10605020	ELECT CAP.	10UF50V CCEA1HH100T
MAIN	C941		nsp	CER. CAP.	1000PF50VKB CCKT1H102KB
MAIN	C942		00MOA47605020	ELECT CAP.	47UF50V CCEA1HH470T
MAIN	C943		00MOA22702520	ELECT CAP.	220UF25V CCEA1EH221T
MAIN	C948		00MOA10605020	ELECT CAP.	10UF50V CCEA1HH100T
MAIN	C951		00MOA33802520	ELECT CAP.	3300UF25V CCEA1EH332E
MAIN	C952		00MOA22802520	ELECT CAP.	2200UF25V CCEA1EH222E
MAIN	C953		nsp	CER. CAP.	0.1UF50VZF CCFT1H104ZF
MAIN	C954		nsp	CER. CAP.	0.1UF50VZF CCFT1H104ZF
MAIN	C955		00MOA47701620	ELECT CAP.	470UF16VZF CCEA1CH471T
MAIN	C956		00MOA10701620	ELECT CAP.	100UF16V CCEA1CH101T
MAIN	C957		nsp	CER. CAP.	0.1UF50VZF CCFT1H104ZF
MAIN	C958		nsp	CER. CAP.	0.1UF50VZF CCFT1H104ZF
MAIN	C961		943134005370M	CAP.ELECT	ELECTCAP6800UF63V CCET63VKL5682NK
MAIN	C962		943134005370M	CAP.ELECT	ELECTCAP6800UF63V CCET63VKL5682NK
MAIN	C963		90M-EA000930R	ELECT CAP.	3300UF16V CCEA1CH332E
MAIN	C964		nsp	CER. CAP.	0.1UF50VZF CCFT1H104ZF
MAIN	C965		00MOA10701620	ELECT CAP.	100UF16V CCEA1CH101T
MAIN	C966		nsp	CER. CAP.	0.1UF50VZF CCFT1H104ZF
MAIN	C981		00MOA10505020	ELECT CAP.	1UF50V CCEA1HH1R0T
MAIN	CN51		nsp	CONN.	2PSTRAIGHTYMW025-02R CJP02GA01ZY
MAIN	CN52		nsp	CONN.	2PSTRAIGHTYMW025-02R CJP02GA01ZY
MAIN	CN53		nsp	CONN.	2PSTRAIGHTYMW025-02R CJP02GA01ZY
MAIN	CN54		nsp	CONN.	2PSTRAIGHTYMW025-02R CJP02GA01ZY
MAIN	CN55		nsp	CONN.	2PSTRAIGHTYMW025-02R CJP02GA01ZY
MAIN	CN90		nsp	CONN.	2P7.92MM(YUNHO) CJP02KA060ZY
MAIN	CN93		nsp	CONN.	2PWAFFER CJP02GA89ZY
MAIN	CN97		nsp	CONN.	15PMOLEX35336-1510 CJP15GA98ZM
MAIN	CN98		nsp	WAFFER	35336-1160 CJP11GA98ZM
MAIN	D501		00MHD20015210	DIODE	1SS133T-77 CVD1SS133MT
MAIN	D502		00MHD20015210	DIODE	1SS133T-77 CVD1SS133MT
MAIN	D503		00MHD20015210	DIODE	1SS133T-77 CVD1SS133MT
MAIN	D504		00MHD20015210	DIODE	1SS133T-77 CVD1SS133MT
MAIN	D505		00MHD20015210	DIODE	1SS133T-77 CVD1SS133MT
MAIN	D507		00MHD20015210	DIODE	1SS133T-77 CVD1SS133MT
MAIN	D509		00MHD20015210	DIODE	1SS133T-77 CVD1SS133MT
MAIN	D581		00MHD20015210	DIODE	1SS133T-77 CVD1SS133MT
MAIN	D582		00MHD20015210	DIODE	1SS133T-77 CVD1SS133MT
MAIN	D583		00MHD20015210	DIODE	1SS133T-77 CVD1SS133MT
MAIN	D584		00MHD20015210	DIODE	1SS133T-77 CVD1SS133MT
MAIN	D585		00MHD20015210	DIODE	1SS133T-77 CVD1SS133MT
MAIN	D676		00MHD20015210	DIODE	1SS133T-77 CVD1SS133MT
MAIN	D677		00MHD20015210	DIODE	1SS133T-77 CVD1SS133MT
MAIN	D678		00MHD20015210	DIODE	1SS133T-77 CVD1SS133MT
MAIN	D679		00MHD20015210	DIODE	1SS133T-77 CVD1SS133MT
MAIN	D680		00MHD20015210	DIODE	1SS133T-77 CVD1SS133MT

NOTE "nsp" PART IS LISTED FOR REFERENCE ONLY, D&M WILL NOT SUPPLY THESE PARTS

P.W.B. NAME	POS. NO.	VERS. COLOR	PART NO. (MZ)	PART NAME	DESCRIPTION
MAIN	D696		00MHD20015210	DIODE	1SS133T-77 CVD1SS133MT
MAIN	D697		00MHD20015210	DIODE	1SS133T-77 CVD1SS133MT
MAIN	D698		00MHD20015210	DIODE	1SS133T-77 CVD1SS133MT
MAIN	D699		00MHD20015210	DIODE	1SS133T-77 CVD1SS133MT
MAIN	D700		00MHD20015210	DIODE	1SS133T-77 CVD1SS133MT
MAIN	D731		00MHD20015210	DIODE	1SS133T-77 CVD1SS133MT
MAIN	D732		00MHD20015210	DIODE	1SS133T-77 CVD1SS133MT
MAIN	D735		00MHD20015210	DIODE	1SS133T-77 CVD1SS133MT
MAIN	D736		00MHD20015210	DIODE	1SS133T-77 CVD1SS133MT
MAIN	D737		00MHD20015210	DIODE	1SS133T-77 CVD1SS133MT
MAIN	D738		00MHD20015210	DIODE	1SS133T-77 CVD1SS133MT
MAIN	D821		00MHD20015210	DIODE	1SS133T-77 CVD1SS133MT
MAIN	D822		00MHD20015210	DIODE	1SS133T-77 CVD1SS133MT
MAIN	D852		00MHD20015210	DIODE	1SS133T-77 CVD1SS133MT
MAIN	D853		00MHD20015210	DIODE	1SS133T-77 CVD1SS133MT
MAIN	D854		00MHD20015210	DIODE	1SS133T-77 CVD1SS133MT
MAIN	D855		00MHD20015210	DIODE	1SS133T-77 CVD1SS133MT
MAIN	D856		00MHD20015210	DIODE	1SS133T-77 CVD1SS133MT
MAIN	D857		00MHD20015210	DIODE	1SS133T-77 CVD1SS133MT
MAIN	D858		00MHD20015210	DIODE	1SS133T-77 CVD1SS133MT
MAIN	D859		00MHD20015210	DIODE	1SS133T-77 CVD1SS133MT
MAIN	D860		00MHD20015210	DIODE	1SS133T-77 CVD1SS133MT
MAIN	D861		00MHD20015210	DIODE	1SS133T-77 CVD1SS133MT
MAIN	D862		00MHD20015210	DIODE	1SS133T-77 CVD1SS133MT
MAIN	D866		00MHD20015210	DIODE	1SS133T-77 CVD1SS133MT
MAIN	▲ D931		90M-HD201730R	DIODE	1N4003 CVD1N4003ST
MAIN	▲ D932		90M-HD201730R	DIODE	1N4003 CVD1N4003ST
MAIN	▲ D933		90M-HD201730R	DIODE	1N4003 CVD1N4003ST
MAIN	▲ D934		90M-HD201730R	DIODE	1N4003 CVD1N4003ST
MAIN	D935		00MHD20015210	DIODE	1SS133T-77 CVD1SS133MT
MAIN	D936		90M-HD201850R	DIODE	1N5819 HVD1N5819T
MAIN	D938		00MHD20015210	DIODE	1SS133T-77 CVD1SS133MT
MAIN	D939		00MHD20015210	DIODE	1SS133T-77 CVD1SS133MT
MAIN	D943		00MHD20015210	DIODE	1SS133T-77 CVD1SS133MT
MAIN	D945		90M-HD201730R	DIODE	1N4003 CVD1N4003ST
MAIN	D946		90M-HD201730R	DIODE	1N4003 CVD1N4003ST
MAIN	D947		90M-HD201850R	DIODE	1N5819 HVD1N5819T
MAIN	D948		90M-HD302360R	ZENER DIODE	ZJ6.8B1/2W CVDZJ6.8BT
MAIN	D949		00MHD20015210	DIODE	1SS133T-77 CVD1SS133MT
MAIN	D950		00MHD20015210	DIODE	1SS133T-77 CVD1SS133MT
MAIN	D951		90M-HD201730R	DIODE	1N4003 CVD1N4003ST
MAIN	D952		90M-HD201730R	DIODE	1N4003 CVD1N4003ST
MAIN	D953		90M-HD201730R	DIODE	1N4003 CVD1N4003ST
MAIN	D954		90M-HD201730R	DIODE	1N4003 CVD1N4003ST
MAIN	D955		90M-HD201730R	DIODE	1N4003 CVD1N4003ST
MAIN	D956		90M-HD201730R	DIODE	1N4003 CVD1N4003ST
MAIN	D957		90M-HD201850R	DIODE	1N5819 HVD1N5819T
MAIN	D958		90M-HD201850R	DIODE	1N5819 HVD1N5819T
MAIN	D961		00MHD20015210	DIODE	1SS133T-77 CVD1SS133MT
MAIN	D962		00MHD20015210	DIODE	1SS133T-77 CVD1SS133MT
MAIN	D981		943202005380M	DIODE	DIODEZENER3.0VZJ3.0BT CVDZJ3.0BT
MAIN	F931		nsp	CONN.	HOLDERFUSE KJCF5S
MAIN	GND1		nsp	TERMINAL	EARTHPLATEMET37-0002 HJT1A025
MAIN	GND3		nsp	TERMINAL	EARTHPLATEMET37-0002 HJT1A025
MAIN	IC93		00MHC3650509F	IC	NJU7223F50 CVINJU7223F50
MAIN	IC94		90M-HC300690R	IC	KIA278R05PI HVIKIA278R05PI
MAIN	IC95		943239005390M	IC	ICASSY(CMY1A043)KIA7812API CVIKIA7812APIVA
MAIN	IC96		943239005400M	IC	ICASSY(CMY1A043)KIA7912API CVIKIA7912PIVA
MAIN	J101		nsp	CORD	SN95/PB50.6 C3A206
MAIN	J102		nsp	CORD	SN95/PB50.6 C3A206
MAIN	J103		nsp	CORD	SN95/PB50.6 C3A206
MAIN	J104		nsp	CORD	SN95/PB50.6 C3A206
MAIN	J105		nsp	CORD	SN95/PB50.6 C3A206
MAIN	J106		nsp	CORD	SN95/PB50.6 C3A206
MAIN	J107		nsp	CORD	SN95/PB50.6 C3A206
MAIN	J108		nsp	CORD	SN95/PB50.6 C3A206
MAIN	J109		nsp	CORD	SN95/PB50.6 C3A206
MAIN	J110		nsp	CORD	SN95/PB50.6 C3A206
MAIN	J111		nsp	CORD	SN95/PB50.6 C3A206
MAIN	J112		nsp	CORD	SN95/PB50.6 C3A206
MAIN	J113		nsp	CORD	SN95/PB50.6 C3A206
MAIN	J114		nsp	CORD	SN95/PB50.6 C3A206

NOTE "nsp" PART IS LISTED FOR REFERENCE ONLY, D&M WILL NOT SUPPLY THESE PARTS

P.W.B. NAME	POS. NO.	VERS. COLOR	PART NO. (MZ)	PART NAME	DESCRIPTION
MAIN	J115		nsp	CORD	SN95/PB50.6 C3A206
MAIN	J116		nsp	CORD	SN95/PB50.6 C3A206
MAIN	J117		nsp	CORD	SN95/PB50.6 C3A206
MAIN	J118		nsp	CORD	SN95/PB50.6 C3A206
MAIN	J119		nsp	CORD	SN95/PB50.6 C3A206
MAIN	J120		nsp	CORD	SN95/PB50.6 C3A206
MAIN	J121		nsp	CORD	SN95/PB50.6 C3A206
MAIN	J122		nsp	CORD	SN95/PB50.6 C3A206
MAIN	J123		nsp	CORD	SN95/PB50.6 C3A206
MAIN	J125		nsp	CORD	SN95/PB50.6 C3A206
MAIN	J127		nsp	CORD	SN95/PB50.6 C3A206
MAIN	J128		nsp	CORD	SN95/PB50.6 C3A206
MAIN	J129		nsp	CORD	SN95/PB50.6 C3A206
MAIN	J130		nsp	CORD	SN95/PB50.6 C3A206
MAIN	J131		nsp	CORD	SN95/PB50.6 C3A206
MAIN	J132		nsp	CORD	SN95/PB50.6 C3A206
MAIN	J133		nsp	CORD	SN95/PB50.6 C3A206
MAIN	J134		nsp	CORD	SN95/PB50.6 C3A206
MAIN	J135		nsp	CORD	SN95/PB50.6 C3A206
MAIN	J136		nsp	CORD	SN95/PB50.6 C3A206
MAIN	J137		nsp	CORD	SN95/PB50.6 C3A206
MAIN	J138		nsp	CORD	SN95/PB50.6 C3A206
MAIN	J139		nsp	CORD	SN95/PB50.6 C3A206
MAIN	J140		nsp	CORD	SN95/PB50.6 C3A206
MAIN	J141		nsp	CORD	SN95/PB50.6 C3A206
MAIN	J142		nsp	CORD	SN95/PB50.6 C3A206
MAIN	J143		nsp	CORD	SN95/PB50.6 C3A206
MAIN	J144		nsp	CORD	SN95/PB50.6 C3A206
MAIN	J145		nsp	CORD	SN95/PB50.6 C3A206
MAIN	J146		nsp	CORD	SN95/PB50.6 C3A206
MAIN	J147		nsp	CORD	SN95/PB50.6 C3A206
MAIN	J148		nsp	CORD	SN95/PB50.6 C3A206
MAIN	J149		nsp	CORD	SN95/PB50.6 C3A206
MAIN	J150		nsp	CORD	SN95/PB50.6 C3A206
MAIN	J151		nsp	CORD	SN95/PB50.6 C3A206
MAIN	J152		nsp	CORD	SN95/PB50.6 C3A206
MAIN	J153		nsp	CORD	SN95/PB50.6 C3A206
MAIN	J154		nsp	CORD	SN95/PB50.6 C3A206
MAIN	J155		nsp	CORD	SN95/PB50.6 C3A206
MAIN	J156		nsp	CORD	SN95/PB50.6 C3A206
MAIN	J157		nsp	CORD	SN95/PB50.6 C3A206
MAIN	J158		nsp	CORD	SN95/PB50.6 C3A206
MAIN	J159		nsp	CORD	SN95/PB50.6 C3A206
MAIN	J160		nsp	CORD	SN95/PB50.6 C3A206
MAIN	J161		nsp	CORD	SN95/PB50.6 C3A206
MAIN	J162		nsp	CORD	SN95/PB50.6 C3A206
MAIN	J163		nsp	CORD	SN95/PB50.6 C3A206
MAIN	J164		nsp	CORD	SN95/PB50.6 C3A206
MAIN	J165		nsp	CORD	SN95/PB50.6 C3A206
MAIN	J166		nsp	CORD	SN95/PB50.6 C3A206
MAIN	J167		nsp	CORD	SN95/PB50.6 C3A206
MAIN	J168		nsp	CORD	SN95/PB50.6 C3A206
MAIN	J169		nsp	CORD	SN95/PB50.6 C3A206
MAIN	J170		nsp	CORD	SN95/PB50.6 C3A206
MAIN	J171		nsp	CORD	SN95/PB50.6 C3A206
MAIN	J172		nsp	CORD	SN95/PB50.6 C3A206
MAIN	J173		nsp	CORD	SN95/PB50.6 C3A206
MAIN	J174		nsp	CORD	SN95/PB50.6 C3A206
MAIN	J175		nsp	CORD	SN95/PB50.6 C3A206
MAIN	J176		nsp	CORD	SN95/PB50.6 C3A206
MAIN	J177		nsp	CORD	SN95/PB50.6 C3A206
MAIN	J501		nsp	CORD	SN95/PB50.6 C3A206
MAIN	J502		nsp	CORD	SN95/PB50.6 C3A206
MAIN	J503		nsp	CORD	SN95/PB50.6 C3A206
MAIN	J504		nsp	CORD	SN95/PB50.6 C3A206
MAIN	J505		nsp	CORD	SN95/PB50.6 C3A206
MAIN	J506		nsp	CORD	SN95/PB50.6 C3A206
MAIN	J507		nsp	CORD	SN95/PB50.6 C3A206
MAIN	J508		nsp	CORD	SN95/PB50.6 C3A206
MAIN	J509		nsp	CORD	SN95/PB50.6 C3A206
MAIN	J510		nsp	CORD	SN95/PB50.6 C3A206
MAIN	J511		nsp	CORD	SN95/PB50.6 C3A206

NOTE "nsp" PART IS LISTED FOR REFERENCE ONLY, D&M WILL NOT SUPPLY THESE PARTS

P.W.B. NAME	POS. NO.	VERS. COLOR	PART NO. (MZ)	PART NAME	DESCRIPTION
MAIN	J512		nsp	CORD	SN95/PB50.6 C3A206
MAIN	J513		nsp	CORD	SN95/PB50.6 C3A206
MAIN	J514		nsp	CORD	SN95/PB50.6 C3A206
MAIN	J515		nsp	CORD	SN95/PB50.6 C3A206
MAIN	J516		nsp	CORD	SN95/PB50.6 C3A206
MAIN	J517		nsp	CORD	SN95/PB50.6 C3A206
MAIN	J518		nsp	CORD	SN95/PB50.6 C3A206
MAIN	J519		nsp	CORD	SN95/PB50.6 C3A206
MAIN	J520		nsp	CORD	SN95/PB50.6 C3A206
MAIN	J521		nsp	CORD	SN95/PB50.6 C3A206
MAIN	J522		nsp	CORD	SN95/PB50.6 C3A206
MAIN	J523		nsp	CORD	SN95/PB50.6 C3A206
MAIN	J524		nsp	CORD	SN95/PB50.6 C3A206
MAIN	J525		nsp	CORD	SN95/PB50.6 C3A206
MAIN	J526		nsp	CORD	SN95/PB50.6 C3A206
MAIN	J527		nsp	CORD	SN95/PB50.6 C3A206
MAIN	J528		nsp	CORD	SN95/PB50.6 C3A206
MAIN	J529		nsp	CORD	SN95/PB50.6 C3A206
MAIN	J530		nsp	CORD	SN95/PB50.6 C3A206
MAIN	J531		nsp	CORD	SN95/PB50.6 C3A206
MAIN	J532		nsp	CORD	SN95/PB50.6 C3A206
MAIN	J533		nsp	CORD	SN95/PB50.6 C3A206
MAIN	J534		nsp	CORD	SN95/PB50.6 C3A206
MAIN	J535		nsp	CORD	SN95/PB50.6 C3A206
MAIN	J536		nsp	CORD	SN95/PB50.6 C3A206
MAIN	J537		nsp	CORD	SN95/PB50.6 C3A206
MAIN	J538		nsp	CORD	SN95/PB50.6 C3A206
MAIN	J539		nsp	CORD	SN95/PB50.6 C3A206
MAIN	J540		nsp	CORD	SN95/PB50.6 C3A206
MAIN	J541		nsp	CORD	SN95/PB50.6 C3A206
MAIN	J542		nsp	CORD	SN95/PB50.6 C3A206
MAIN	J543		nsp	CORD	SN95/PB50.6 C3A206
MAIN	J544		nsp	CORD	SN95/PB50.6 C3A206
MAIN	J545		nsp	CORD	SN95/PB50.6 C3A206
MAIN	J546		nsp	CORD	SN95/PB50.6 C3A206
MAIN	J547		nsp	CORD	SN95/PB50.6 C3A206
MAIN	J548		nsp	CORD	SN95/PB50.6 C3A206
MAIN	J549		nsp	CORD	SN95/PB50.6 C3A206
MAIN	J550		nsp	CORD	SN95/PB50.6 C3A206
MAIN	J551		nsp	CORD	SN95/PB50.6 C3A206
MAIN	J552		nsp	CORD	SN95/PB50.6 C3A206
MAIN	J553		nsp	CORD	SN95/PB50.6 C3A206
MAIN	J554		nsp	CORD	SN95/PB50.6 C3A206
MAIN	J555		nsp	CORD	SN95/PB50.6 C3A206
MAIN	J556		nsp	CORD	SN95/PB50.6 C3A206
MAIN	J557		nsp	CORD	SN95/PB50.6 C3A206
MAIN	J558		nsp	CORD	SN95/PB50.6 C3A206
MAIN	J559		nsp	CORD	SN95/PB50.6 C3A206
MAIN	J560		nsp	CORD	SN95/PB50.6 C3A206
MAIN	J561		nsp	CORD	SN95/PB50.6 C3A206
MAIN	J562		nsp	CORD	SN95/PB50.6 C3A206
MAIN	J563		nsp	CORD	SN95/PB50.6 C3A206
MAIN	J564		nsp	CORD	SN95/PB50.6 C3A206
MAIN	J565		nsp	CORD	SN95/PB50.6 C3A206
MAIN	J566		nsp	CORD	SN95/PB50.6 C3A206
MAIN	J567		nsp	CORD	SN95/PB50.6 C3A206
MAIN	J568		nsp	CORD	SN95/PB50.6 C3A206
MAIN	J569		nsp	CORD	SN95/PB50.6 C3A206
MAIN	J570		nsp	CORD	SN95/PB50.6 C3A206
MAIN	J571		nsp	CORD	SN95/PB50.6 C3A206
MAIN	J572		nsp	CORD	SN95/PB50.6 C3A206
MAIN	J573		nsp	CORD	SN95/PB50.6 C3A206
MAIN	J574		nsp	CORD	SN95/PB50.6 C3A206
MAIN	J575		nsp	CORD	SN95/PB50.6 C3A206
MAIN	J576		nsp	CORD	SN95/PB50.6 C3A206
MAIN	J577		nsp	CORD	SN95/PB50.6 C3A206
MAIN	J578		nsp	CORD	SN95/PB50.6 C3A206
MAIN	J579		nsp	CORD	SN95/PB50.6 C3A206
MAIN	J580		nsp	CORD	SN95/PB50.6 C3A206
MAIN	J581		nsp	CORD	SN95/PB50.6 C3A206
MAIN	J582		nsp	CORD	SN95/PB50.6 C3A206
MAIN	J583		nsp	CORD	SN95/PB50.6 C3A206

NOTE "nsp" PART IS LISTED FOR REFERENCE ONLY, D&M WILL NOT SUPPLY THESE PARTS

P.W.B. NAME	POS. NO.	VERS. COLOR	PART NO. (MZ)	PART NAME	DESCRIPTION
MAIN	J584		nsp	CORD	SN95/PB50.6 C3A206
MAIN	J585		nsp	CORD	SN95/PB50.6 C3A206
MAIN	J586		nsp	CORD	SN95/PB50.6 C3A206
MAIN	J587		nsp	CORD	SN95/PB50.6 C3A206
MAIN	J588		nsp	CORD	SN95/PB50.6 C3A206
MAIN	J589		nsp	CORD	SN95/PB50.6 C3A206
MAIN	J590		nsp	CORD	SN95/PB50.6 C3A206
MAIN	J591		nsp	CORD	SN95/PB50.6 C3A206
MAIN	J592		nsp	CORD	SN95/PB50.6 C3A206
MAIN	J593		nsp	CORD	SN95/PB50.6 C3A206
MAIN	J594		nsp	CORD	SN95/PB50.6 C3A206
MAIN	J595		nsp	CORD	SN95/PB50.6 C3A206
MAIN	J596		nsp	CORD	SN95/PB50.6 C3A206
MAIN	J597		nsp	CORD	SN95/PB50.6 C3A206
MAIN	J598		nsp	CORD	SN95/PB50.6 C3A206
MAIN	J599		nsp	CORD	SN95/PB50.6 C3A206
MAIN	J600		nsp	CORD	SN95/PB50.6 C3A206
MAIN	J601		nsp	CORD	SN95/PB50.6 C3A206
MAIN	J602		nsp	CORD	SN95/PB50.6 C3A206
MAIN	J603		nsp	CORD	SN95/PB50.6 C3A206
MAIN	J604		nsp	CORD	SN95/PB50.6 C3A206
MAIN	J605		nsp	CORD	SN95/PB50.6 C3A206
MAIN	J606		nsp	CORD	SN95/PB50.6 C3A206
MAIN	J607		nsp	CORD	SN95/PB50.6 C3A206
MAIN	J608		nsp	CORD	SN95/PB50.6 C3A206
MAIN	J609		nsp	CORD	SN95/PB50.6 C3A206
MAIN	J610		nsp	CORD	SN95/PB50.6 C3A206
MAIN	J611		nsp	CORD	SN95/PB50.6 C3A206
MAIN	J612		nsp	CORD	SN95/PB50.6 C3A206
MAIN	J613		nsp	CORD	SN95/PB50.6 C3A206
MAIN	J614		nsp	CORD	SN95/PB50.6 C3A206
MAIN	J615		nsp	CORD	SN95/PB50.6 C3A206
MAIN	J616		nsp	CORD	SN95/PB50.6 C3A206
MAIN	J617		nsp	CORD	SN95/PB50.6 C3A206
MAIN	J618		nsp	CORD	SN95/PB50.6 C3A206
MAIN	J619		nsp	CORD	SN95/PB50.6 C3A206
MAIN	J620		nsp	CORD	SN95/PB50.6 C3A206
MAIN	J621		nsp	CORD	SN95/PB50.6 C3A206
MAIN	J622		nsp	CORD	SN95/PB50.6 C3A206
MAIN	J623		nsp	CORD	SN95/PB50.6 C3A206
MAIN	J624		nsp	CORD	SN95/PB50.6 C3A206
MAIN	J627		nsp	CORD	SN95/PB50.6 C3A206
MAIN	J628		nsp	CORD	SN95/PB50.6 C3A206
MAIN	J629		nsp	CORD	SN95/PB50.6 C3A206
MAIN	J630		nsp	CORD	SN95/PB50.6 C3A206
MAIN	J631		nsp	CORD	SN95/PB50.6 C3A206
MAIN	J632		nsp	CORD	SN95/PB50.6 C3A206
MAIN	J633		nsp	CORD	SN95/PB50.6 C3A206
MAIN	J634		nsp	CORD	SN95/PB50.6 C3A206
MAIN	J635		nsp	CORD	SN95/PB50.6 C3A206
MAIN	JK51		90M-YT003520R	TERMINAL	4PSPEAKERTERMINALFLFR CJJ5P020Z
MAIN	JK61		90M-YT003530R	TERMINAL	6PSPEAKERCNTSLSR CJJ5R006Z
MAIN	JK71		943643005410M	JACK	RCAJACK(1PRCA-115A-06) CJJ4M052Y
MAIN	JK81		943643005420M	JACK	JACKBOARDRCA-601DA (II)-1 CJJ4R034W
MAIN	JW99		nsp	CORD	WIREASSY CWB4F232550PU
MAIN	L661		90M-LC107310R	COIL	0.5UHK CLEY0R5KAK
MAIN	L662		90M-LC107310R	COIL	0.5UHK CLEY0R5KAK
MAIN	L663		90M-LC107310R	COIL	0.5UHK CLEY0R5KAK
MAIN	L664		90M-LC107310R	COIL	0.5UHK CLEY0R5KAK
MAIN	L665		90M-LC107310R	COIL	0.5UHK CLEY0R5KAK
MAIN	PCB1		nsp	PCB	PCB, MAIN (330*247*1.6TFR-11-ARRY) CUP12182Z
MAIN	Q503		90M-HT800050R	TRS.	KTC3198Y HVTKTC3198YT
MAIN	Q504		90M-HT800050R	TRS.	KTC3198Y HVTKTC3198YT
MAIN	Q505		90M-HT800050R	TRS.	KTC3198Y HVTKTC3198YT
MAIN	Q511		00MHT800931A0	TRS.	KTC3200GR-AT/P CVTKTC3200-GR-AT/PMT
MAIN	Q512		00MHT800931A0	TRS.	KTC3200GR-AT/P CVTKTC3200-GR-AT/PMT
MAIN	Q513		00MHT800931A0	TRS.	KTC3200GR-AT/P CVTKTC3200-GR-AT/PMT
MAIN	Q514		00MHT800931A0	TRS.	KTC3200GR-AT/P CVTKTC3200-GR-AT/PMT
MAIN	Q515		00MHT800931A0	TRS.	KTC3200GR-AT/P CVTKTC3200-GR-AT/PMT
MAIN	Q516		00MHT800931A0	TRS.	KTC3200GR-AT/P CVTKTC3200-GR-AT/PMT
MAIN	Q517		00MHT800931A0	TRS.	KTC3200GR-AT/P CVTKTC3200-GR-AT/PMT
MAIN	Q518		00MHT800931A0	TRS.	KTC3200GR-AT/P CVTKTC3200-GR-AT/PMT

NOTE "nsp" PART IS LISTED FOR REFERENCE ONLY, D&M WILL NOT SUPPLY THESE PARTS

P.W.B. NAME	POS. NO.	VERS. COLOR	PART NO. (MZ)	PART NAME	DESCRIPTION	
MAIN	Q519		00MHT800931A0	TRS.	KTC3200GR-AT/P	CVTKTC3200-GR-AT/PMT
MAIN	Q520		00MHT800931A0	TRS.	KTC3200GR-AT/P	CVTKTC3200-GR-AT/PMT
MAIN	Q541		00MHT800931A0	TRS.	KTC3200GR-AT/P	CVTKTC3200-GR-AT/PMT
MAIN	Q542		00MHT800931A0	TRS.	KTC3200GR-AT/P	CVTKTC3200-GR-AT/PMT
MAIN	Q543		00MHT800931A0	TRS.	KTC3200GR-AT/P	CVTKTC3200-GR-AT/PMT
MAIN	Q544		00MHT800931A0	TRS.	KTC3200GR-AT/P	CVTKTC3200-GR-AT/PMT
MAIN	Q545		00MHT800931A0	TRS.	KTC3200GR-AT/P	CVTKTC3200-GR-AT/PMT
MAIN	Q556		90M-HT600030R	TRS.	KTA1024Y	HVTKTA1024YT
MAIN	Q557		90M-HT600030R	TRS.	KTA1024Y	HVTKTA1024YT
MAIN	Q558		90M-HT600030R	TRS.	KTA1024Y	HVTKTA1024YT
MAIN	Q559		90M-HT600030R	TRS.	KTA1024Y	HVTKTA1024YT
MAIN	Q560		90M-HT600030R	TRS.	KTA1024Y	HVTKTA1024YT
MAIN	Q561		00MHT800941B0	TRS.	KTC3206Y	HVTKTC3206YAT
MAIN	Q562		00MHT800941B0	TRS.	KTC3206Y	HVTKTC3206YAT
MAIN	Q563		00MHT800941B0	TRS.	KTC3206Y	HVTKTC3206YAT
MAIN	Q564		00MHT800941B0	TRS.	KTC3206Y	HVTKTC3206YAT
MAIN	Q565		00MHT800941B0	TRS.	KTC3206Y	HVTKTC3206YAT
MAIN	Q581		90M-HT600030R	TRS.	KTA1024Y	HVTKTA1024YT
MAIN	Q582		90M-HT600030R	TRS.	KTA1024Y	HVTKTA1024YT
MAIN	Q583		90M-HT600030R	TRS.	KTA1024Y	HVTKTA1024YT
MAIN	Q584		90M-HT600030R	TRS.	KTA1024Y	HVTKTA1024YT
MAIN	Q585		90M-HT600030R	TRS.	KTA1024Y	HVTKTA1024YT
MAIN	Q611		90M-HT800120R	TRS.	KTC3114A	HVTKTC3114A
MAIN	Q612		90M-HT800120R	TRS.	KTC3114A	HVTKTC3114A
MAIN	Q613		90M-HT800120R	TRS.	KTC3114A	HVTKTC3114A
MAIN	Q614		90M-HT800120R	TRS.	KTC3114A	HVTKTC3114A
MAIN	Q615		90M-HT800120R	TRS.	KTC3114A	HVTKTC3114A
MAIN	Q621		90M-HT100540R	TRS.	KTA1360Y	HVTKTA1360Y
MAIN	Q622		90M-HT100540R	TRS.	KTA1360Y	HVTKTA1360Y
MAIN	Q623		90M-HT100540R	TRS.	KTA1360Y	HVTKTA1360Y
MAIN	Q624		90M-HT100540R	TRS.	KTA1360Y	HVTKTA1360Y
MAIN	Q625		90M-HT100540R	TRS.	KTA1360Y	HVTKTA1360Y
MAIN	Q626		90M-HT300820R	TRS.	KTC3423Y	HVTKTC3423Y
MAIN	Q627		90M-HT300820R	TRS.	KTC3423Y	HVTKTC3423Y
MAIN	Q628		90M-HT300820R	TRS.	KTC3423Y	HVTKTC3423Y
MAIN	Q629		90M-HT300820R	TRS.	KTC3423Y	HVTKTC3423Y
MAIN	Q630		90M-HT300820R	TRS.	KTC3423Y	HVTKTC3423Y
MAIN	▲ Q651		90M-HT400490R	TRS.	I2SD2390	HVT2SD2390
MAIN	Q652		90M-HT400490R	TRS.	I2SD2390	HVT2SD2390
MAIN	▲ Q653		90M-HT400490R	TRS.	I2SD2390	HVT2SD2390
MAIN	▲ Q654		90M-HT400490R	TRS.	I2SD2390	HVT2SD2390
MAIN	Q655		90M-HT400490R	TRS.	I2SD2390	HVT2SD2390
MAIN	▲ Q656		90M-HT200440R	TRS.	I2SB1560	HVT2SB1560
MAIN	Q657		90M-HT200440R	TRS.	I2SB1560	HVT2SB1560
MAIN	▲ Q658		90M-HT200440R	TRS.	I2SB1560	HVT2SB1560
MAIN	▲ Q659		90M-HT200440R	TRS.	I2SB1560	HVT2SB1560
MAIN	Q660		90M-HT200440R	TRS.	I2SB1560	HVT2SB1560
MAIN	Q681		00MHT800931A0	TRS.	KTC3200GR-AT/P	CVTKTC3200-GR-AT/PMT
MAIN	Q682		00MHT800931A0	TRS.	KTC3200GR-AT/P	CVTKTC3200-GR-AT/PMT
MAIN	Q683		00MHT800931A0	TRS.	KTC3200GR-AT/P	CVTKTC3200-GR-AT/PMT
MAIN	Q684		00MHT800931A0	TRS.	KTC3200GR-AT/P	CVTKTC3200-GR-AT/PMT
MAIN	Q685		00MHT800931A0	TRS.	KTC3200GR-AT/P	CVTKTC3200-GR-AT/PMT
MAIN	Q801		00MHT805501B0	TRS.	KTC2874B	HVTKTC2874BT
MAIN	Q802		00MHT805501B0	TRS.	KTC2874B	HVTKTC2874BT
MAIN	Q803		00MHT805501B0	TRS.	KTC2874B	HVTKTC2874BT
MAIN	Q804		00MHT805501B0	TRS.	KTC2874B	HVTKTC2874BT
MAIN	Q805		00MHT805501B0	TRS.	KTC2874B	HVTKTC2874BT
MAIN	Q821		00MHT805501B0	TRS.	KTC2874B	HVTKTC2874BT
MAIN	Q824		00MHT805501B0	TRS.	KTC2874B	HVTKTC2874BT
MAIN	Q834		90M-BA001530R	TRS.	KTC114M	HVTKRC114MT
MAIN	Q835		90M-BA001530R	TRS.	KTC114M	HVTKRC114MT
MAIN	Q836		00MBA10001000	TRS.	KRA102M	HVTKRA102MT
MAIN	Q837		00MBA10001000	TRS.	KRA102M	HVTKRA102MT
MAIN	Q844		00MHT600111B0	TRS.	KTA1267Y	HVTKTA1267YT
MAIN	Q845		00MHT30001000	TRS.	KTC3199Y	HVTKTC3199YT
MAIN	Q846		00MHT30001000	TRS.	KTC3199Y	HVTKTC3199YT
MAIN	Q847		00MBA10001000	TRS.	KRA102M	HVTKRA102MT
MAIN	Q848		00MBA20001000	TRS.	KRC102M	HVTKRC102MT
MAIN	Q851		00MBA10001000	TRS.	KRA102M	HVTKRA102MT
MAIN	Q852		00MBA20001000	TRS.	KRC102M	HVTKRC102MT
MAIN	Q853		00MHT600121A0	TRS.	KTA1268GR	HVTKTA1268GRT
MAIN	Q854		00MHT600121A0	TRS.	KTA1268GR	HVTKTA1268GRT

NOTE *nsp* PART IS LISTED FOR REFERENCE ONLY, D&M WILL NOT SUPPLY THESE PARTS

P.W.B. NAME	POS. NO.	VERS. COLOR	PART NO. (MZ)	PART NAME	DESCRIPTION
MAIN	Q855		00MHT600121A0	TRS.	KTA1268GR HVTKTA1268GRT
MAIN	Q856		00MHT800931A0	TRS.	KTC3200GR-AT/P CVTKTC3200-GR-AT/PMT
MAIN	Q861		90M-BA001450R	TRS.	KRA107M HVTKRA107MT
MAIN	Q938		00MBA20001000	TRS.	KRC102M HVTKRC102MT
MAIN	Q941		90M-HT800050R	TRS.	KTC3198Y HVTKTC3198YT
MAIN	Q942		00MHT600111B0	TRS.	KTA1267Y HVTKTA1267YT
MAIN	Q943		90M-HT800050R	TRS.	KTC3198Y HVTKTC3198YT
MAIN	Q944		00MHT30001000	TRS.	KTC3199Y HVTKTC3199YT
MAIN	Q960		90M-BA001460R	TRS.	KRC107M HVTKRC107MT
MAIN	Q961		90M-HT600030R	TRS.	KTA1024Y HVTKTA1024YT
MAIN	Q981		00MHT30001000	TRS.	KTC3199Y HVTKTC3199YT
MAIN	R501		00MGD05102160	RES.	1KOHM1/6WJCARBON CRD20TJ102T
MAIN	R502		00MGD05102160	RES.	1KOHM1/6WJCARBON CRD20TJ102T
MAIN	R503		00MGD05102160	RES.	1KOHM1/6WJCARBON CRD20TJ102T
MAIN	R504		00MGD05102160	RES.	1KOHM1/6WJCARBON CRD20TJ102T
MAIN	R505		00MGD05102160	RES.	1KOHM1/6WJCARBON CRD20TJ102T
MAIN	R506		00MGD05333160	RES.	33KOHM1/6WJCARBON CRD20TJ333T
MAIN	R507		00MGD05333160	RES.	33KOHM1/6WJCARBON CRD20TJ333T
MAIN	R508		00MGD05333160	RES.	33KOHM1/6WJCARBON CRD20TJ333T
MAIN	R509		00MGD05333160	RES.	33KOHM1/6WJCARBON CRD20TJ333T
MAIN	R510		00MGD05333160	RES.	33KOHM1/6WJCARBON CRD20TJ333T
MAIN	R511		00MGD05151160	RES.	150OHM1/6WJCARBON CRD20TJ151T
MAIN	R512		00MGD05151160	RES.	150OHM1/6WJCARBON CRD20TJ151T
MAIN	R513		00MGD05151160	RES.	150OHM1/6WJCARBON CRD20TJ151T
MAIN	R514		00MGD05151160	RES.	150OHM1/6WJCARBON CRD20TJ151T
MAIN	R515		00MGD05151160	RES.	150OHM1/6WJCARBON CRD20TJ151T
MAIN	R516		00MGD05151160	RES.	150OHM1/6WJCARBON CRD20TJ151T
MAIN	R517		00MGD05151160	RES.	150OHM1/6WJCARBON CRD20TJ151T
MAIN	R518		00MGD05151160	RES.	150OHM1/6WJCARBON CRD20TJ151T
MAIN	R519		00MGD05151160	RES.	150OHM1/6WJCARBON CRD20TJ151T
MAIN	R520		00MGD05151160	RES.	150OHM1/6WJCARBON CRD20TJ151T
MAIN	R523		00MGD05433160	RES.	43KOHM1/6WJCARBON CRD20TJ433T
MAIN	R524		00MGD05433160	RES.	43KOHM1/6WJCARBON CRD20TJ433T
MAIN	R525		00MGD05433160	RES.	43KOHM1/6WJCARBON CRD20TJ433T
MAIN	R526		00MGD05471160	RES.	470OHM1/6WJCARBON CRD20TJ471T
MAIN	R527		00MGD05471160	RES.	470OHM1/6WJCARBON CRD20TJ471T
MAIN	R528		00MGD05471160	RES.	470OHM1/6WJCARBON CRD20TJ471T
MAIN	R529		00MGD05471160	RES.	470OHM1/6WJCARBON CRD20TJ471T
MAIN	R530		00MGD05471160	RES.	470OHM1/6WJCARBON CRD20TJ471T
MAIN	R531		00MGD05152160	RES.	1.5KOHM1/6WJCARBON CRD20TJ152T
MAIN	R532		00MGD05152160	RES.	1.5KOHM1/6WJCARBON CRD20TJ152T
MAIN	R533		00MGD05152160	RES.	1.5KOHM1/6WJCARBON CRD20TJ152T
MAIN	R534		00MGD05152160	RES.	1.5KOHM1/6WJCARBON CRD20TJ152T
MAIN	R535		00MGD05152160	RES.	1.5KOHM1/6WJCARBON CRD20TJ152T
MAIN	R536		00MGD05152160	RES.	1.5KOHM1/6WJCARBON CRD20TJ152T
MAIN	R537		00MGD05152160	RES.	1.5KOHM1/6WJCARBON CRD20TJ152T
MAIN	R538		00MGD05152160	RES.	1.5KOHM1/6WJCARBON CRD20TJ152T
MAIN	R539		00MGD05152160	RES.	1.5KOHM1/6WJCARBON CRD20TJ152T
MAIN	R540		00MGD05152160	RES.	1.5KOHM1/6WJCARBON CRD20TJ152T
MAIN	R541		00MGD05271160	RES.	270OHM1/6WJCARBON CRD20TJ271T
MAIN	R542		00MGD05271160	RES.	270OHM1/6WJCARBON CRD20TJ271T
MAIN	R543		00MGD05271160	RES.	270OHM1/6WJCARBON CRD20TJ271T
MAIN	R544		00MGD05271160	RES.	270OHM1/6WJCARBON CRD20TJ271T
MAIN	R545		00MGD05271160	RES.	270OHM1/6WJCARBON CRD20TJ271T
MAIN	R546		00MGD05473160	RES.	47KOHM1/6WJCARBON CRD20TJ473T
MAIN	R547		00MGD05473160	RES.	47KOHM1/6WJCARBON CRD20TJ473T
MAIN	R551		00MGD05223160	RES.	22KOHM1/6WJCARBON CRD20TJ223T
MAIN	R552		00MGD05223160	RES.	22KOHM1/6WJCARBON CRD20TJ223T
MAIN	R553		00MGD05223160	RES.	22KOHM1/6WJCARBON CRD20TJ223T
MAIN	R554		00MGD05223160	RES.	22KOHM1/6WJCARBON CRD20TJ223T
MAIN	R555		00MGD05223160	RES.	22KOHM1/6WJCARBON CRD20TJ223T
MAIN	R556		nsp	RES.	33KOHM1/4WJCARBON CRD25TJ333T
MAIN	R557		nsp	RES.	33KOHM1/4WJCARBON CRD25TJ333T
MAIN	R558		nsp	RES.	33KOHM1/4WJCARBON CRD25TJ333T
MAIN	R559		nsp	RES.	33KOHM1/4WJCARBON CRD25TJ333T
MAIN	R560		nsp	RES.	33KOHM1/4WJCARBON CRD25TJ333T
MAIN	R561		00MGD05122160	RES.	1.2KOHM1/6WJCARBON CRD20TJ122T
MAIN	R562		00MGD05122160	RES.	1.2KOHM1/6WJCARBON CRD20TJ122T
MAIN	R563		00MGD05122160	RES.	1.2KOHM1/6WJCARBON CRD20TJ122T
MAIN	R564		00MGD05122160	RES.	1.2KOHM1/6WJCARBON CRD20TJ122T
MAIN	R565		00MGD05122160	RES.	1.2KOHM1/6WJCARBON CRD20TJ122T
MAIN	R566		nsp	RES.	560OHM1/4WFLAMERETARDANT CRG14SANCJ561T

NOTE "nsp" PART IS LISTED FOR REFERENCE ONLY, D&M WILL NOT SUPPLY THESE PARTS

P.W.B. NAME	POS. NO.	VERS. COLOR	PART NO. (MZ)	PART NAME	DESCRIPTION
MAIN	R567		nsp	RES.	560OHM1/4WFLAMERETARDANT CRG14SANCJ561T
MAIN	R568		nsp	RES.	560OHM1/4WFLAMERETARDANT CRG14SANCJ561T
MAIN	R569		nsp	RES.	560OHM1/4WFLAMERETARDANT CRG14SANCJ561T
MAIN	R570		nsp	RES.	560OHM1/4WFLAMERETARDANT CRG14SANCJ561T
MAIN	R571		nsp	RES.	560OHM1/4WFLAMERETARDANT CRG14SANCJ561T
MAIN	R572		nsp	RES.	560OHM1/4WFLAMERETARDANT CRG14SANCJ561T
MAIN	R573		nsp	RES.	560OHM1/4WFLAMERETARDANT CRG14SANCJ561T
MAIN	R574		nsp	RES.	560OHM1/4WFLAMERETARDANT CRG14SANCJ561T
MAIN	R575		nsp	RES.	560OHM1/4WFLAMERETARDANT CRG14SANCJ561T
MAIN	R576		nsp	RES.	100OHM1/4WFLAMERETARDANT CRG14SANCJ100T
MAIN	R577		nsp	RES.	100OHM1/4WFLAMERETARDANT CRG14SANCJ100T
MAIN	R578		nsp	RES.	100OHM1/4WFLAMERETARDANT CRG14SANCJ100T
MAIN	R579		nsp	RES.	100OHM1/4WFLAMERETARDANT CRG14SANCJ100T
MAIN	R580		nsp	RES.	100OHM1/4WFLAMERETARDANT CRG14SANCJ100T
MAIN	R581		nsp	RES.	560OHM1/4WFLAMERETARDANT CRG14SANCJ561T
MAIN	R582		nsp	RES.	560OHM1/4WFLAMERETARDANT CRG14SANCJ561T
MAIN	R583		nsp	RES.	560OHM1/4WFLAMERETARDANT CRG14SANCJ561T
MAIN	R584		nsp	RES.	560OHM1/4WFLAMERETARDANT CRG14SANCJ561T
MAIN	R585		nsp	RES.	560OHM1/4WFLAMERETARDANT CRG14SANCJ561T
MAIN	R586		nsp	RES.	560OHM1/4WFLAMERETARDANT CRG14SANCJ561T
MAIN	R587		nsp	RES.	560OHM1/4WFLAMERETARDANT CRG14SANCJ561T
MAIN	R588		nsp	RES.	560OHM1/4WFLAMERETARDANT CRG14SANCJ561T
MAIN	R589		nsp	RES.	560OHM1/4WFLAMERETARDANT CRG14SANCJ561T
MAIN	R590		nsp	RES.	560OHM1/4WFLAMERETARDANT CRG14SANCJ561T
MAIN	R591		nsp	RES.	560OHM1/4WFLAMERETARDANT CRG14SANCJ561T
MAIN	R592		nsp	RES.	560OHM1/4WFLAMERETARDANT CRG14SANCJ561T
MAIN	R593		nsp	RES.	560OHM1/4WFLAMERETARDANT CRG14SANCJ561T
MAIN	R594		nsp	RES.	560OHM1/4WFLAMERETARDANT CRG14SANCJ561T
MAIN	R595		nsp	RES.	560OHM1/4WFLAMERETARDANT CRG14SANCJ561T
MAIN	R596		nsp	RES.	560OHM1/4WFLAMERETARDANT CRG14SANCJ561T
MAIN	R597		nsp	RES.	560OHM1/4WFLAMERETARDANT CRG14SANCJ561T
MAIN	R598		nsp	RES.	560OHM1/4WFLAMERETARDANT CRG14SANCJ561T
MAIN	R599		nsp	RES.	560OHM1/4WFLAMERETARDANT CRG14SANCJ561T
MAIN	R600		nsp	RES.	560OHM1/4WFLAMERETARDANT CRG14SANCJ561T
MAIN	R601		00MGD05223160	RES.	22KOHM1/6WJCARBON CRD20TJ223T
MAIN	R602		00MGD05223160	RES.	22KOHM1/6WJCARBON CRD20TJ223T
MAIN	R603		00MGD05223160	RES.	22KOHM1/6WJCARBON CRD20TJ223T
MAIN	R604		00MGD05223160	RES.	22KOHM1/6WJCARBON CRD20TJ223T
MAIN	R605		00MGD05223160	RES.	22KOHM1/6WJCARBON CRD20TJ223T
MAIN	R606		00MGD05223160	RES.	22KOHM1/6WJCARBON CRD20TJ223T
MAIN	R607		00MGD05223160	RES.	22KOHM1/6WJCARBON CRD20TJ223T
MAIN	R608		00MGD05223160	RES.	22KOHM1/6WJCARBON CRD20TJ223T
MAIN	R609		00MGD05223160	RES.	22KOHM1/6WJCARBON CRD20TJ223T
MAIN	R610		00MGD05223160	RES.	22KOHM1/6WJCARBON CRD20TJ223T
MAIN	R611		nsp	RES.	330OHM1/4WFLAMERETARDANT CRG14SANCJ331T
MAIN	R612		nsp	RES.	330OHM1/4WFLAMERETARDANT CRG14SANCJ331T
MAIN	R613		nsp	RES.	330OHM1/4WFLAMERETARDANT CRG14SANCJ331T
MAIN	R614		nsp	RES.	330OHM1/4WFLAMERETARDANT CRG14SANCJ331T
MAIN	R615		nsp	RES.	330OHM1/4WFLAMERETARDANT CRG14SANCJ331T
MAIN	R616		nsp	RES.	1.2KOHM1/4WFLAMERETARDANT CRG14SANCJ122T
MAIN	R617		nsp	RES.	1.2KOHM1/4WFLAMERETARDANT CRG14SANCJ122T
MAIN	R618		nsp	RES.	1.2KOHM1/4WFLAMERETARDANT CRG14SANCJ122T
MAIN	R619		nsp	RES.	1.2KOHM1/4WFLAMERETARDANT CRG14SANCJ122T
MAIN	R620		nsp	RES.	1.2KOHM1/4WFLAMERETARDANT CRG14SANCJ122T
MAIN	R621		nsp	RES.	75OHM1/4WFLAMERETARDANT CRG14SANCJ750T
MAIN	R622		nsp	RES.	75OHM1/4WFLAMERETARDANT CRG14SANCJ750T
MAIN	R623		nsp	RES.	75OHM1/4WFLAMERETARDANT CRG14SANCJ750T
MAIN	R624		nsp	RES.	75OHM1/4WFLAMERETARDANT CRG14SANCJ750T
MAIN	R625		nsp	RES.	75OHM1/4WFLAMERETARDANT CRG14SANCJ750T
MAIN	R626		nsp	RES.	75OHM1/4WFLAMERETARDANT CRG14SANCJ750T
MAIN	R627		nsp	RES.	75OHM1/4WFLAMERETARDANT CRG14SANCJ750T
MAIN	R628		nsp	RES.	75OHM1/4WFLAMERETARDANT CRG14SANCJ750T
MAIN	R629		nsp	RES.	75OHM1/4WFLAMERETARDANT CRG14SANCJ750T
MAIN	R630		nsp	RES.	75OHM1/4WFLAMERETARDANT CRG14SANCJ750T
MAIN	R631		nsp	RES.	18OHM1/4WCARBON CRD25FJ180T
MAIN	R632		nsp	RES.	18OHM1/4WCARBON CRD25FJ180T
MAIN	R633		nsp	RES.	18OHM1/4WCARBON CRD25FJ180T
MAIN	R634		nsp	RES.	18OHM1/4WCARBON CRD25FJ180T
MAIN	R635		nsp	RES.	18OHM1/4WCARBON CRD25FJ180T
MAIN	R636		nsp	RES.	18OHM1/4WCARBON CRD25FJ180T
MAIN	R637		nsp	RES.	18OHM1/4WCARBON CRD25FJ180T
MAIN	R638		nsp	RES.	18OHM1/4WCARBON CRD25FJ180T

NOTE "nsp" PART IS LISTED FOR REFERENCE ONLY, D&M WILL NOT SUPPLY THESE PARTS

P.W.B. NAME	POS. NO.	VERS. COLOR	PART NO. (MZ)	PART NAME	DESCRIPTION
MAIN	R639		nsp	RES.	18OHM1/4WCARBON CRD25FJ180T
MAIN	R640		nsp	RES.	18OHM1/4WCARBON CRD25FJ180T
MAIN	R641		nsp	RES.	3.3OHM1/4WCARBON CRD25FJ3R3T
MAIN	R642		nsp	RES.	3.3OHM1/4WCARBON CRD25FJ3R3T
MAIN	R643		nsp	RES.	3.3OHM1/4WCARBON CRD25FJ3R3T
MAIN	R644		nsp	RES.	3.3OHM1/4WCARBON CRD25FJ3R3T
MAIN	R645		nsp	RES.	3.3OHM1/4WCARBON CRD25FJ3R3T
MAIN	R646		nsp	RES.	3.3OHM1/4WCARBON CRD25FJ3R3T
MAIN	R647		nsp	RES.	3.3OHM1/4WCARBON CRD25FJ3R3T
MAIN	R648		nsp	RES.	3.3OHM1/4WCARBON CRD25FJ3R3T
MAIN	R649		nsp	RES.	3.3OHM1/4WCARBON CRD25FJ3R3T
MAIN	R650		nsp	RES.	3.3OHM1/4WCARBON CRD25FJ3R3T
MAIN	R651		90M-GO000013R	RES.	0.27OHMX25WCEMENT CRF5EKR27HX2K
MAIN	R652		90M-GO000013R	RES.	0.27OHMX25WCEMENT CRF5EKR27HX2K
MAIN	R653		90M-GO000013R	RES.	0.27OHMX25WCEMENT CRF5EKR27HX2K
MAIN	R654		90M-GO000013R	RES.	0.27OHMX25WCEMENT CRF5EKR27HX2K
MAIN	R655		90M-GO000013R	RES.	0.27OHMX25WCEMENT CRF5EKR27HX2K
MAIN	R656		00MGD05912160	RES.	9.1KOHM1/6WJCARBON CRD20TJ912T
MAIN	R657		00MGD05912160	RES.	9.1KOHM1/6WJCARBON CRD20TJ912T
MAIN	R658		00MGD05912160	RES.	9.1KOHM1/6WJCARBON CRD20TJ912T
MAIN	R659		00MGD05912160	RES.	9.1KOHM1/6WJCARBON CRD20TJ912T
MAIN	R660		00MGD05912160	RES.	9.1KOHM1/6WJCARBON CRD20TJ912T
MAIN	R661		nsp	RES.	47OHM1/4WJCARBON CRD25FJ470T
MAIN	R662		nsp	RES.	47OHM1/4WJCARBON CRD25FJ470T
MAIN	R663		nsp	RES.	47OHM1/4WJCARBON CRD25FJ470T
MAIN	R664		nsp	RES.	47OHM1/4WJCARBON CRD25FJ470T
MAIN	R665		nsp	RES.	47OHM1/4WJCARBON CRD25FJ470T
MAIN	R666		nsp	RES.	47OHM1/4WJCARBON CRD25FJ470T
MAIN	R667		nsp	RES.	47OHM1/4WJCARBON CRD25FJ470T
MAIN	R668		nsp	RES.	47OHM1/4WJCARBON CRD25FJ470T
MAIN	R669		nsp	RES.	47OHM1/4WJCARBON CRD25FJ470T
MAIN	R670		nsp	RES.	47OHM1/4WJCARBON CRD25FJ470T
MAIN	R671		00MGD05912160	RES.	9.1KOHM1/6WJCARBON CRD20TJ912T
MAIN	R672		00MGD05912160	RES.	9.1KOHM1/6WJCARBON CRD20TJ912T
MAIN	R673		00MGD05912160	RES.	9.1KOHM1/6WJCARBON CRD20TJ912T
MAIN	R674		00MGD05912160	RES.	9.1KOHM1/6WJCARBON CRD20TJ912T
MAIN	R675		00MGD05912160	RES.	9.1KOHM1/6WJCARBON CRD20TJ912T
MAIN	R676		00MGD05224160	RES, CARBON	220KOHM1/5WJ CRD20TJ224T
MAIN	R677		00MGD05224160	RES, CARBON	220KOHM1/5WJ CRD20TJ224T
MAIN	R678		00MGD05224160	RES, CARBON	220KOHM1/5WJ CRD20TJ224T
MAIN	R679		00MGD05224160	RES, CARBON	220KOHM1/5WJ CRD20TJ224T
MAIN	R680		00MGD05224160	RES, CARBON	220KOHM1/5WJ CRD20TJ224T
MAIN	R681		00MGD05103160	RES.	10KOHM1/6WJCARBON CRD20TJ103T
MAIN	R682		00MGD05103160	RES.	10KOHM1/6WJCARBON CRD20TJ103T
MAIN	R683		00MGD05103160	RES.	10KOHM1/6WJCARBON CRD20TJ103T
MAIN	R684		00MGD05103160	RES.	10KOHM1/6WJCARBON CRD20TJ103T
MAIN	R685		00MGD05103160	RES.	10KOHM1/6WJCARBON CRD20TJ103T
MAIN	R686		00MGD05223160	RES.	22KOHM1/6WJCARBON CRD20TJ223T
MAIN	R687		00MGD05223160	RES.	22KOHM1/6WJCARBON CRD20TJ223T
MAIN	R688		00MGD05223160	RES.	22KOHM1/6WJCARBON CRD20TJ223T
MAIN	R689		00MGD05223160	RES.	22KOHM1/6WJCARBON CRD20TJ223T
MAIN	R690		00MGD05223160	RES.	22KOHM1/6WJCARBON CRD20TJ223T
MAIN	R691		nsp	RES.	10OHM1WJMETALOXIDEFILM KRG1SANJ100RT
MAIN	R692		nsp	RES.	10OHM1WJMETALOXIDEFILM KRG1SANJ100RT
MAIN	R693		nsp	RES.	10OHM1WJMETALOXIDEFILM KRG1SANJ100RT
MAIN	R694		nsp	RES.	10OHM1WJMETALOXIDEFILM KRG1SANJ100RT
MAIN	R695		nsp	RES.	10OHM1WJMETALOXIDEFILM KRG1SANJ100RT
MAIN	R696		00MGD05224160	RES, CARBON	220KOHM1/5WJ CRD20TJ224T
MAIN	R697		00MGD05224160	RES, CARBON	220KOHM1/5WJ CRD20TJ224T
MAIN	R698		00MGD05224160	RES, CARBON	220KOHM1/5WJ CRD20TJ224T
MAIN	R699		00MGD05224160	RES, CARBON	220KOHM1/5WJ CRD20TJ224T
MAIN	R700		00MGD05224160	RES, CARBON	220KOHM1/5WJ CRD20TJ224T
MAIN	R701		00MGD05101160	RES.	100OHM1/6WJCARBON CRD20TJ101T
MAIN	R702		00MGD05101160	RES.	100OHM1/6WJCARBON CRD20TJ101T
MAIN	R703		00MGD05101160	RES.	100OHM1/6WJCARBON CRD20TJ101T
MAIN	R704		00MGD05101160	RES.	100OHM1/6WJCARBON CRD20TJ101T
MAIN	R705		00MGD05101160	RES.	100OHM1/6WJCARBON CRD20TJ101T
MAIN	R706		00MGD05101160	RES.	100OHM1/6WJCARBON CRD20TJ101T
MAIN	R707		00MGD05104160	RES.	100KOHM1/6WJCARBON CRD20TJ104T
MAIN	R708		00MGD05104160	RES.	100KOHM1/6WJCARBON CRD20TJ104T
MAIN	R709		00MGD05104160	RES.	100KOHM1/6WJCARBON CRD20TJ104T
MAIN	R710		00MGD05104160	RES.	100KOHM1/6WJCARBON CRD20TJ104T

NOTE "nsp" PART IS LISTED FOR REFERENCE ONLY, D&M WILL NOT SUPPLY THESE PARTS

P.W.B. NAME	POS. NO.	VERS. COLOR	PART NO. (MZ)	PART NAME	DESCRIPTION
MAIN	R711		00MGD05104160	RES.	100KOHM1/6WJCARBON CRD20TJ104T
MAIN	R712		00MGD05104160	RES.	100KOHM1/6WJCARBON CRD20TJ104T
MAIN	R721		nsp	RES.	390OHM1WJMETALOXIDEFILM KRG1SANJ391RT
MAIN	R722		nsp	RES.	390OHM1WJMETALOXIDEFILM KRG1SANJ391RT
MAIN	R801		00MGD05472160	RES.	4.7KOHM1/6WJCARBON CRD20TJ472T
MAIN	R802		00MGD05472160	RES.	4.7KOHM1/6WJCARBON CRD20TJ472T
MAIN	R803		00MGD05472160	RES.	4.7KOHM1/6WJCARBON CRD20TJ472T
MAIN	R804		00MGD05472160	RES.	4.7KOHM1/6WJCARBON CRD20TJ472T
MAIN	R805		00MGD05472160	RES.	4.7KOHM1/6WJCARBON CRD20TJ472T
MAIN	R806		00MGD05473160	RES.	47KOHM1/6WJCARBON CRD20TJ473T
MAIN	R807		00MGD05473160	RES.	47KOHM1/6WJCARBON CRD20TJ473T
MAIN	R808		00MGD05473160	RES.	47KOHM1/6WJCARBON CRD20TJ473T
MAIN	R809		00MGD05473160	RES.	47KOHM1/6WJCARBON CRD20TJ473T
MAIN	R810		00MGD05473160	RES.	47KOHM1/6WJCARBON CRD20TJ473T
MAIN	R821		00MGD05561160	RES.	560OHM1/6WJCARBON CRD20TJ561T
MAIN	R822		00MGD05333160	RES.	33KOHM1/6WJCARBON CRD20TJ333T
MAIN	R823		00MGD05472160	RES.	4.7KOHM1/6WJCARBON CRD20TJ472T
MAIN	R824		00MGD05472160	RES.	4.7KOHM1/6WJCARBON CRD20TJ472T
MAIN	R825		00MGD05561160	RES.	560OHM1/6WJCARBON CRD20TJ561T
MAIN	R826		00MGD05105160	RES.	1MOHM1/6WJCARBON CRD20TJ105T
MAIN	R831		00MGD05223160	RES.	22KOHM1/6WJCARBON CRD20TJ223T
MAIN	R832		00MGD05223160	RES.	22KOHM1/6WJCARBON CRD20TJ223T
MAIN	R836		00MGD05105160	RES.	1MOHM1/6WJCARBON CRD20TJ105T
MAIN	R837		00MGD05105160	RES.	1MOHM1/6WJCARBON CRD20TJ105T
MAIN	R841		00MGD05683160	RES.	68KOHM1/6WJCARBON CRD20TJ683T
MAIN	R842		00MGD05683160	RES.	68KOHM1/6WJCARBON CRD20TJ683T
MAIN	R843		00MGD05683160	RES.	68KOHM1/6WJCARBON CRD20TJ683T
MAIN	R844		00MGD05683160	RES.	68KOHM1/6WJCARBON CRD20TJ683T
MAIN	R845		00MGD05683160	RES.	68KOHM1/6WJCARBON CRD20TJ683T
MAIN	R846		00MGD05333160	RES.	33KOHM1/6WJCARBON CRD20TJ333T
MAIN	R847		00MGD05103160	RES.	10KOHM1/6WJCARBON CRD20TJ103T
MAIN	R848		00MGD05393160	RES.	39KOHM1/6WJCARBON CRD20TJ393T
MAIN	R849		nsp	RES.	7.5KOHM1/6WJCARBON CRD20TJ752T
MAIN	R850		00MGD05822160	RES.	8.2KOHM1/6WJCARBON CRD20TJ822T
MAIN	R851		00MGD05104160	RES.	100KOHM1/6WJCARBON CRD20TJ104T
MAIN	R852		00MGD05010160	RES.	1OHM1/6WJCARBON CRD20TJ1R0T
MAIN	R853		90M-GO000012R	RES.	0.1OHM5WCEMENT CRF5EKR10H
MAIN	R854		90M-GO000012R	RES.	0.1OHM5WCEMENT CRF5EKR10H
MAIN	R855		nsp	RES.	750OHM1/6WJCARBON CRD20TJ751T
MAIN	R856		nsp	RES.	750OHM1/6WJCARBON CRD20TJ751T
MAIN	R857		00MGD05564160	RES.	560KOHM1/6WJCARBON CRD20TJ564T
MAIN	R858		00MGD05223160	RES.	22KOHM1/6WJCARBON CRD20TJ223T
MAIN	R859		00MGD05564160	RES.	560KOHM1/6WJCARBON CRD20TJ564T
MAIN	R860		nsp	RES, CARBON	RES, CARBON CRD20TJ362T
MAIN	R861		00MGD05333160	RES.	33KOHM1/6WJCARBON CRD20TJ333T
MAIN	R865		00MGD05472160	RES.	4.7KOHM1/6WJCARBON CRD20TJ472T
MAIN	R866		00MGD05222160	RES.	2.2KOHM1/6WJCARBON CRD20TJ222T
MAIN	R867		00MGD05222160	RES.	2.2KOHM1/6WJCARBON CRD20TJ222T
MAIN	R868		00MGD05333160	RES.	33KOHM1/6WJCARBON CRD20TJ333T
MAIN	R933		nsp	CORD	SN95/PB50.6 C3A206
MAIN	R941		00MGD05104160	RES.	100KOHM1/6WJCARBON CRD20TJ104T
MAIN	R942		00MGD05103160	RES.	10KOHM1/6WJCARBON CRD20TJ103T
MAIN	R943		00MGD05152160	RES.	1.5KOHM1/6WJCARBON CRD20TJ152T
MAIN	R944		00MGD05152160	RES.	1.5KOHM1/6WJCARBON CRD20TJ152T
MAIN	R945		00MGD05271160	RES.	270OHM1/6WJCARBON CRD20TJ271T
MAIN	R946		00MGD05393160	RES.	39KOHM1/6WJCARBON CRD20TJ393T
MAIN	R947		00MGD05103160	RES.	10KOHM1/6WJCARBON CRD20TJ103T
MAIN	R948		nsp	RES.	100OHM1/4WJCARBON CRD25TJ101T
MAIN	R961		00MGD05331160	RES.	330OHM1/6WJCARBON CRD20TJ331T
MAIN	R962		00MGD05273160	RES.	27KOHM1/6WJCARBON CRD20TJ273T
MAIN	R963		00MGD05103160	RES.	10KOHM1/6WJCARBON CRD20TJ103T
MAIN	R966		00MGD05223160	RES.	22KOHM1/6WJCARBON CRD20TJ223T
MAIN	R967		00MGD05223160	RES.	22KOHM1/6WJCARBON CRD20TJ223T
MAIN	R968		00MGD05223160	RES.	22KOHM1/6WJCARBON CRD20TJ223T
MAIN	R969		00MGD05333160	RES.	33KOHM1/6WJCARBON CRD20TJ333T
MAIN	R970		00MGD05333160	RES.	33KOHM1/6WJCARBON CRD20TJ333T
MAIN	R971		00MGD05333160	RES.	33KOHM1/6WJCARBON CRD20TJ333T
MAIN	R981		00MGD05103160	RES.	10KOHM1/6WJCARBON CRD20TJ103T
MAIN	R982		nsp	RES.	20KOHM1/6WJCARBON CRD20TJ203T
MAIN	R983		00MGD05472160	RES.	4.7KOHM1/6WJCARBON CRD20TJ472T
MAIN	RY51		943682002690S	RELAY	G5PA-28MDCDC12V CSL3A018ZE
MAIN	▲ RY91		943682004660S	RELAY	IRELAYG5PA-1DC6V CSL1E002ZE

NOTE "nsp" PART IS LISTED FOR REFERENCE ONLY, D&M WILL NOT SUPPLY THESE PARTS

P.W.B. NAME	POS. NO.	VERS. COLOR	PART NO. (MZ)	PART NAME	DESCRIPTION	
MAIN	▲ T901		90M-TS003180R	TRANSF.	#TRANSF.SUBCD6002/N	CLT5I009ZE
MAIN	TH82		943252000680S	POSISTOR	SYPSX08850JD04(2.5MMPINTYPE)	CRTMM8003
MAIN	VR51		90M-RA001100R	TRIM. RES.	220OHM	CVN1RA221B02T
MAIN	VR52		90M-RA001100R	TRIM. RES.	220OHM	CVN1RA221B02T
MAIN	VR53		90M-RA001100R	TRIM. RES.	220OHM	CVN1RA221B02T
MAIN	VR54		90M-RA001100R	TRIM. RES.	220OHM	CVN1RA221B02T
MAIN	VR55		90M-RA001100R	TRIM. RES.	220OHM	CVN1RA221B02T
MAIN			nsp	BRACKET	BRACKETPWBAG-D8900	CMD1A417
MAIN			nsp	BRACKET	BRACKETHEATSINK	CMD2A674
MAIN		K1SG	nsp	HEAT SINK	HEATSINK, TR	CMY1A043
MAIN		K1SG	nsp	HEAT SINK	HEATSINK, TR	CMY1A043
MAIN		S1B	nsp	HEAT SINK	HEATSINK, TR	CMY1A043
MAIN		S1B	nsp	HEAT SINK	HEATSINK, TR	CMY1A043
MAIN		S1SG	nsp	HEAT SINK	HEATSINK, TR	CMY1A043
MAIN		S1SG	nsp	HEAT SINK	HEATSINK, TR	CMY1A043
MAIN			nsp	HEAT SINK	HEATSINK	CMY7A161
MAIN			00MHC3891299F	IC	KIA7812API	HVIKIA7812API
MAIN			00D2631099022	IC	KIA7912PI-U/P	HVIKIA7912PI
MAIN			nsp	HEAT SINK	HEATSINKASSY	CMYSR3053
					FRONT(CUP12181-1)VFD	
SUB	BK71		nsp	PLATE	EARTHPLETESR6003	CMC1A354
FRONT	BK81		nsp	BRACKET	BRACKETFLT	CMD1A468
FRONT	BK82		nsp	BRACKET	BRACKETFLT	CMD1A468
SUB	BN72		nsp	WIRE	WIREASSY(LOCKINGTYPE,2.0MM,11PIN,120MM)	CWB1C01112047
SUB	BN73		nsp	WAFER	WAFERANGLE	CJP05GB99ZY
SUB	BN74		nsp	WAFER	WAFERANGLE	CJP05GB99ZY
SUB	BN78		nsp	WAFER	WAFER	CJP11GB99ZM
SUB	BN79		nsp	CONN.	15P35237	CJP15GB99ZM
SUB	BN91		nsp	WIRE	WIREASSY(2.5MM,9PIN,50MM)	CWB1E00905088
SUB	C701		nsp	CER. CAP.	1000PF50VBCERAMIC	CCBS1H102KBT
SUB	C706		nsp	CER. CAP.	1000PF50VBCERAMIC	CCBS1H102KBT
SUB	C707		90M-EJ000010R	ELECT CAP.	100UF10V	CCEA1AKS101T
SUB	C711		nsp	CER. CAP.	1000PF50VBCERAMIC	CCBS1H102KBT
SUB	C712		943134005430M	CAP.ELECT	ELECTCAP220UF10V	CCEA1AKS221T
SUB	C713		nsp	CER. CAP.	0.047UF50VZ	CCBS1H473ZFT
SUB	C714		nsp	CER. CAP.	0.047UF50VZ	CCBS1H473ZFT
SUB	C725		nsp	CER. CAP.	100PF50VK	CCBS1H101KBT
SUB	C726		nsp	CER. CAP.	100PF50VK	CCBS1H101KBT
SUB	C727		nsp	CER. CAP.	100PF50VK	CCBS1H101KBT
SUB	C728		nsp	CER. CAP.	100PF50VK	CCBS1H101KBT
SUB	C730		nsp	CER. CAP.	0.047UF50VZ	CCBS1H473ZFT
SUB	C731		00MEJ10601610	ELECT CAP.	100UF16VKS	CCEA1CKS101T
SUB	C732		00MEJ10601610	ELECT CAP.	100UF16VKS	CCEA1CKS101T
SUB	C734		nsp	CER. CAP.	0.01UF50VZ	CCBS1H103ZFT
SUB	C737		90M-EJ000040R	ELECT CAP.	10UF50VKS	CCEA1HKS100T
SUB	C738		nsp	CER. CAP.	22PF50VJ	CCBS1H220JCT
SUB	C739		90M-EJ000010R	ELECT CAP.	100UF10V	CCEA1AKS101T
SUB	C740		nsp	CER. CAP.	0.1UF50VZCERAMIC	CCBS1H104ZFT
SUB	C745		nsp	CER. CAP.	0.047UF50VZ	CCBS1H473ZFT
SUB	C751		nsp	CER. CAP.	1000PF50VBCERAMIC	CCBS1H102KBT
SUB	C752		nsp	CER. CAP.	1000PF50VBCERAMIC	CCBS1H102KBT
FRONT	C753		nsp	CAP. CERAMIC	0.1UF50VZ	CCBS1H104ZFT
SUB	C759		nsp	CER. CAP.	0.01UF50VZ	CCBS1H103ZFT
SUB	C761		nsp	CER. CAP.	150PF50VKB	CCKT1H151KB
SUB	C762		nsp	CER. CAP.	150PF50VKB	CCKT1H151KB
SUB	C765		nsp	CER. CAP.	220PF50VKB	CCKT1H221KB
SUB	C766		nsp	CER. CAP.	220PF50VKB	CCKT1H221KB
SUB	C771		nsp	CER. CAP.	0.1UF50VZCERAMIC	CCBS1H104ZFT
SUB	C773		nsp	CER. CAP.	0.1UF50VZCERAMIC	CCBS1H104ZFT
SUB	C774		nsp	CER. CAP.	0.1UF50VZCERAMIC	CCBS1H104ZFT
SUB	C775		nsp	CER. CAP.	0.1UF50VZCERAMIC	CCBS1H104ZFT
SUB	C776		nsp	CER. CAP.	0.1UF50VZCERAMIC	CCBS1H104ZFT
SUB	C901		90M-OF100490R	FILM CAP.	0.1UF250VMETALLIZED	KCME2E104JP04T
SUB	C902		90M-OF100490R	FILM CAP.	0.1UF250VMETALLIZED	KCME2E104JP04T
SUB	C903		90M-OF100490R	FILM CAP.	0.1UF250VMETALLIZED	KCME2E104JP04T
SUB	C904		90M-OF100490R	FILM CAP.	0.1UF250VMETALLIZED	KCME2E104JP04T
SUB	C905		943133005440M	FILM CAP.	METALLIZEDFILMCAP15NF/100V	CCME2A153JXT
SUB	C906		943133005440M	FILM CAP.	METALLIZEDFILMCAP15NF/100V	CCME2A153JXT
SUB	C907		943133005440M	FILM CAP.	METALLIZEDFILMCAP15NF/100V	CCME2A153JXT
SUB	C908		943133005440M	FILM CAP.	METALLIZEDFILMCAP15NF/100V	CCME2A153JXT
SUB	C909		00MOA10705020	ELECT CAP.	100UF50V	CCEA1HH101T
SUB	C910		90M-OF100370R	FILM CAP.	0.022UF100VJMYLAR	HCQI1H223JZT

NOTE "nsp" PART IS LISTED FOR REFERENCE ONLY, D&M WILL NOT SUPPLY THESE PARTS

P.W.B. NAME	POS. NO.	VERS. COLOR	PART NO. (MZ)	PART NAME	DESCRIPTION
SUB	C911		00MOA10705020	ELECT CAP.	100UF50V CCEA1HH101T
SUB	C912		90M-OF100370R	FILM CAP.	0.022UF100VJMYLAR HCQ11H223JZT
SUB	C913		90M-OF100370R	FILM CAP.	0.022UF100VJMYLAR HCQ11H223JZT
SUB	C914		00MOA47701020	ELECT CAP.	470UF10V CCEA1AH471T
SUB	C915		00MOA47605020	ELECT CAP.	47UF50V CCEA1HH470T
SUB	C916		90M-OF100370R	FILM CAP.	0.022UF100VJMYLAR HCQ11H223JZT
SUB	C919		00MOA47505020	ELECT CAP.	4.7UF50V CCEA1HH4R7T
SUB	C920		00MOA68801620	ELECT CAP.	6800UF16V CCEA1CH682E
SUB	▲ C999		90M-DK100800R	CER. CAP.	IDKS471ME KCKDKS471ME
SUB	CN12		nsp	CONN.	15PMOLEX35336-1510 CJP15GA98ZM
SUB	CN73		90M-YJ003010R	CONN.	5PBTBCONNECTOR CJP05GA98ZY
SUB	CN74		90M-YJ003010R	CONN.	5PBTBCONNECTOR CJP05GA98ZY
SUB	CN91		nsp	CONN.	3PWAFER CJP03GA90ZY
SUB	CN99		nsp	CONN.	2PWAFER CJP02GA89ZY
SUB	D716		263710016400S	L.E.D.	SLI-325URT31WTP CVDSLI325URT31WT055
SUB	D721		00MHD20015210	DIODE	1SS133T-77 CVD1SS133MT
SUB	D722		00MHD20015210	DIODE	1SS133T-77 CVD1SS133MT
SUB	D753		00MHD20015210	DIODE	1SS133T-77 CVD1SS133MT
SUB	D754		00MHD20015210	DIODE	1SS133T-77 CVD1SS133MT
SUB	D901		90M-HE200330R	DIODE	BU804F HVDKBU804F
SUB	D903		943209005450M	DIODE	DIODERECT(2A)2A04-13 HVD2A04H
SUB	D904		943209005450M	DIODE	DIODERECT(2A)2A04-13 HVD2A04H
SUB	D907		90M-HD201730R	DIODE	1N4003 CVD1N4003ST
SUB	D908		90M-HD201730R	DIODE	1N4003 CVD1N4003ST
SUB	D909		90M-HD201750R	DIODE	1N4003 CVD1N4003SRT
SUB	D910		90M-HD201750R	DIODE	1N4003 CVD1N4003SRT
SUB	D915		943202005460M	DIODE	DIODEZENERZJ5.1B1/2W CVDZJ33BT
SUB	D919		90M-HD302380R	ZENER DIODE	ZJ3.6B1/2W CVDZJ3.6BT
SUB	D920		943202005290M	DIODE	DIODEZENERZJ5.1B1/2W CVDZJ5.1BT
SUB	FL71		90M-HQ300670R	DISPLAY	11-BT-230GNK HFL11BT230GNK
SUB	IC71		90M-HC109060R	IC	LC75725E HVILC75725E
SUB	J701		nsp	CORD	SN95/PB50.6 C3A206
SUB	J702	K1SG	nsp	CORD	SN95/PB50.6 C3A206
SUB	J702	K1SG	nsp	CORD	SN95/PB50.6 C3A206
SUB	J702	S1B	nsp	CORD	SN95/PB50.6 C3A206
SUB	J702	S1B	nsp	CORD	SN95/PB50.6 C3A206
SUB	J702	S1SG	nsp	CORD	SN95/PB50.6 C3A206
SUB	J702	S1SG	nsp	CORD	SN95/PB50.6 C3A206
SUB	J703		nsp	CORD	SN95/PB50.6 C3A206
SUB	J704		nsp	CORD	SN95/PB50.6 C3A206
SUB	J705		nsp	CORD	SN95/PB50.6 C3A206
SUB	J706		nsp	CORD	SN95/PB50.6 C3A206
SUB	J707		nsp	CORD	SN95/PB50.6 C3A206
SUB	J708		nsp	CORD	SN95/PB50.6 C3A206
SUB	J709		nsp	CORD	SN95/PB50.6 C3A206
SUB	J710		nsp	CORD	SN95/PB50.6 C3A206
SUB	J711		nsp	CORD	SN95/PB50.6 C3A206
SUB	J712		nsp	CORD	SN95/PB50.6 C3A206
SUB	J713		nsp	CORD	SN95/PB50.6 C3A206
SUB	J714		nsp	CORD	SN95/PB50.6 C3A206
SUB	J715		nsp	CORD	SN95/PB50.6 C3A206
SUB	J716		nsp	CORD	SN95/PB50.6 C3A206
SUB	J717		nsp	CORD	SN95/PB50.6 C3A206
SUB	J718		nsp	CORD	SN95/PB50.6 C3A206
SUB	J719		nsp	CORD	SN95/PB50.6 C3A206
SUB	J720		nsp	CORD	SN95/PB50.6 C3A206
SUB	J721		nsp	CORD	SN95/PB50.6 C3A206
SUB	J722		nsp	CORD	SN95/PB50.6 C3A206
SUB	J723		nsp	CORD	SN95/PB50.6 C3A206
SUB	J724		nsp	CORD	SN95/PB50.6 C3A206
SUB	J725		nsp	CORD	SN95/PB50.6 C3A206
SUB	J726		nsp	CORD	SN95/PB50.6 C3A206
SUB	J727		nsp	CORD	SN95/PB50.6 C3A206
SUB	J728		nsp	CORD	SN95/PB50.6 C3A206
SUB	J729		nsp	CORD	SN95/PB50.6 C3A206
SUB	J731		nsp	CORD	SN95/PB50.6 C3A206
SUB	J733		nsp	CORD	SN95/PB50.6 C3A206
SUB	J736		nsp	CORD	SN95/PB50.6 C3A206
SUB	J737		nsp	CORD	SN95/PB50.6 C3A206
SUB	J738		nsp	CORD	SN95/PB50.6 C3A206
SUB	J739		nsp	CORD	SN95/PB50.6 C3A206
SUB	J740		nsp	CORD	SN95/PB50.6 C3A206

NOTE "nsp" PART IS LISTED FOR REFERENCE ONLY, D&M WILL NOT SUPPLY THESE PARTS

P.W.B. NAME	POS. NO.	VERS. COLOR	PART NO. (MZ)	PART NAME	DESCRIPTION
SUB	J741		nsp	CORD	SN95/PB50.6 C3A206
SUB	J743		nsp	CORD	SN95/PB50.6 C3A206
SUB	J744		nsp	CORD	SN95/PB50.6 C3A206
SUB	J745		nsp	CORD	SN95/PB50.6 C3A206
SUB	J746		nsp	CORD	SN95/PB50.6 C3A206
SUB	J747		nsp	CORD	SN95/PB50.6 C3A206
SUB	J748		nsp	CORD	SN95/PB50.6 C3A206
SUB	J749		nsp	CORD	SN95/PB50.6 C3A206
SUB	J750		nsp	CORD	SN95/PB50.6 C3A206
SUB	J753		nsp	CORD	SN95/PB50.6 C3A206
SUB	J757		nsp	CORD	SN95/PB50.6 C3A206
SUB	J758		nsp	CORD	SN95/PB50.6 C3A206
SUB	J759		nsp	CORD	SN95/PB50.6 C3A206
SUB	J760		nsp	CORD	SN95/PB50.6 C3A206
SUB	J762		nsp	CORD	SN95/PB50.6 C3A206
SUB	J763		nsp	CORD	SN95/PB50.6 C3A206
SUB	J764		nsp	CORD	SN95/PB50.6 C3A206
SUB	J765		nsp	CORD	SN95/PB50.6 C3A206
SUB	J766		nsp	CORD	SN95/PB50.6 C3A206
SUB	J769		nsp	CORD	SN95/PB50.6 C3A206
SUB	J770		nsp	CORD	SN95/PB50.6 C3A206
SUB	J771		nsp	CORD	SN95/PB50.6 C3A206
SUB	J773		nsp	CORD	SN95/PB50.6 C3A206
SUB	J775		nsp	CORD	SN95/PB50.6 C3A206
SUB	J776		nsp	CORD	SN95/PB50.6 C3A206
SUB	J777		nsp	CORD	SN95/PB50.6 C3A206
SUB	J778		nsp	CORD	SN95/PB50.6 C3A206
SUB	J779		nsp	CORD	SN95/PB50.6 C3A206
SUB	J780		nsp	CORD	SN95/PB50.6 C3A206
SUB	J792		nsp	CORD	SN95/PB50.6 C3A206
SUB	J793		nsp	CORD	SN95/PB50.6 C3A206
SUB	J794		nsp	CORD	SN95/PB50.6 C3A206
SUB	J795		nsp	CORD	SN95/PB50.6 C3A206
SUB	J797		nsp	CORD	SN95/PB50.6 C3A206
SUB	JK75		90M-YT004500R	TERMINAL	JACKSILVERPJ-612A-51 CJJ2E026Z
SUB	JK76		90M-YT003550R	TERMINAL	TC38-160-02 HJJ2E027Z
SUB	JW01		nsp	TERMINAL	EARTHPLATEMET37-0002 HJT1A025
SUB	JW71		nsp	CORD	WIREASSY CWE8102100RV
SUB	JW72		nsp	CORD	WIREASSY CWE8102100RV
SUB	PCB1		nsp	PCB	PCB, SUB (330*163*1.6TFR-11-ARRY) CUP12181Z
SUB	Q715		90M-BA001460R	TRS.	KRC107M HVTKRC107MT
SUB	Q719		00MBA10001000	TRS.	KRA102M HVTKRA102MT
SUB	Q720		00MBA20001000	TRS.	KRC102M HVTKRC102MT
SUB	Q721		00MBA20001000	TRS.	KRC102M HVTKRC102MT
SUB	Q722		00MBA20001000	TRS.	KRC102M HVTKRC102MT
SUB	Q741		00MBA10001000	TRS.	KRA102M HVTKRA102MT
SUB	Q915		00MHT600141B0	TRS.	KTA1271Y HVTKTA1271YT
SUB	R701		00MGD05102160	RES.	1KOHM1/6WJCARBON CRD20TJ102T
SUB	R702		00MGD05152160	RES.	1.5KOHM1/6WJCARBON CRD20TJ152T
SUB	R703		00MGD05182160	RES.	1.8KOHM1/6WJCARBON CRD20TJ182T
SUB	R704		00MGD05272160	RES.	2.7KOHM1/6WJCARBON CRD20TJ272T
SUB	R705		00MGD05332160	RES.	3.3KOHM1/6WJCARBON CRD20TJ332T
SUB	R706		00MGD05102160	RES.	1KOHM1/6WJCARBON CRD20TJ102T
SUB	R707		00MGD05152160	RES.	1.5KOHM1/6WJCARBON CRD20TJ152T
SUB	R708		00MGD05182160	RES.	1.8KOHM1/6WJCARBON CRD20TJ182T
SUB	R709		00MGD05272160	RES.	2.7KOHM1/6WJCARBON CRD20TJ272T
SUB	R710		00MGD05332160	RES.	3.3KOHM1/6WJCARBON CRD20TJ332T
SUB	R712		00MGD05102160	RES.	1KOHM1/6WJCARBON CRD20TJ102T
SUB	R713		00MGD05152160	RES.	1.5KOHM1/6WJCARBON CRD20TJ152T
SUB	R714		00MGD05182160	RES.	1.8KOHM1/6WJCARBON CRD20TJ182T
SUB	R715		00MGD05272160	RES.	2.7KOHM1/6WJCARBON CRD20TJ272T
SUB	R716		00MGD05332160	RES.	3.3KOHM1/6WJCARBON CRD20TJ332T
SUB	R717		nsp	CORD	SN95/PB50.6 C3A206
SUB	R718		00MGD05022160	RES.	2.2OHM1/6WJCARBON CRD20TJ2R2T
SUB	R719		00MGD05152160	RES.	1.5KOHM1/6WJCARBON CRD20TJ152T
SUB	R720		00MGD05103160	RES.	10KOHM1/6WJCARBON CRD20TJ103T
SUB	R721		00MGD05473160	RES.	47KOHM1/6WJCARBON CRD20TJ473T
SUB	R722		00MGD05473160	RES.	47KOHM1/6WJCARBON CRD20TJ473T
SUB	R723		00MGD05473160	RES.	47KOHM1/6WJCARBON CRD20TJ473T
SUB	R724		00MGD05473160	RES.	47KOHM1/6WJCARBON CRD20TJ473T
SUB	R725		00MGD05103160	RES.	10KOHM1/6WJCARBON CRD20TJ103T
SUB	R726		00MGD05103160	RES.	10KOHM1/6WJCARBON CRD20TJ103T

NOTE "nsp" PART IS LISTED FOR REFERENCE ONLY, D&M WILL NOT SUPPLY THESE PARTS

P.W.B. NAME	POS. NO.	VERS. COLOR	PART NO. (MZ)	PART NAME	DESCRIPTION
SUB	R727		00MGD05103160	RES.	10KOHM1/6WJCARBON CRD20TJ103T
SUB	R728		00MGD05103160	RES.	10KOHM1/6WJCARBON CRD20TJ103T
SUB	R732		00MGD05100160	RES.	10OHM1/6WJCARBON CRD20TJ100T
SUB	R733		00MGD05103160	RES.	10KOHM1/6WJCARBON CRD20TJ103T
SUB	R734		00MGD05103160	RES.	10KOHM1/6WJCARBON CRD20TJ103T
SUB	R737		00MGD05223160	RES.	22KOHM1/6WJCARBON CRD20TJ223T
SUB	R738		00MGD05562160	RES.	5.6KOHM1/6WJCARBON CRD20TJ562T
SUB	R740		00MGD05101160	RES.	100OHM1/6WJCARBON CRD20TJ101T
SUB	R741		00MGD05221160	RES.	220OHM1/6WJCARBON CRD20TJ221T
SUB	R742		00MGD05221160	RES.	220OHM1/6WJCARBON CRD20TJ221T
SUB	R743		00MGD05221160	RES.	220OHM1/6WJCARBON CRD20TJ221T
SUB	R745		00MGD05331160	RES.	330OHM1/6WJCARBON CRD20TJ331T
SUB	R763		00MGD05101160	RES.	100OHM1/6WJCARBON CRD20TJ101T
SUB	R764		00MGD05101160	RES.	100OHM1/6WJCARBON CRD20TJ101T
SUB	R765		00MGD05104160	RES.	100KOHM1/6WJCARBON CRD20TJ104T
SUB	R766		00MGD05104160	RES.	100KOHM1/6WJCARBON CRD20TJ104T
FRONT	D773		00MHD20015210	DIODE	1SS133 CVD1SS133MT
FRONT	D774		00MHD20015210	DIODE	1SS133 CVD1SS133MT
FRONT	D775		00MHD20015210	DIODE	1SS133 CVD1SS133MT
FRONT	D776		00MHD20015210	DIODE	1SS133 CVD1SS133MT
SUB	R901		90M-NH000080R	FUSE RES.	I0.47OHM1WJ CRQ1AJR47H
SUB	R902		90M-NH000080R	FUSE RES.	I0.47OHM1WJ CRQ1AJR47H
SUB	R903		90M-NH000080R	FUSE RES.	I0.47OHM1WJ CRQ1AJR47H
SUB	R904		90M-NH000080R	FUSE RES.	I0.47OHM1WJ CRQ1AJR47H
SUB	R905		nsp	RES.	1OHM1/4WCARBON CRD25FJ1R0T
SUB	R913		00MGD05152160	RES.	1.5KOHM1/6WJCARBON CRD20TJ152T
SUB	R915		00MGD05102160	RES.	1KOHM1/6WJCARBON CRD20TJ102T
SUB	R916		00MGD05473160	RES.	47KOHM1/6WJCARBON CRD20TJ473T
SUB	RC71		90M-HW100650R	PHOTO UNIT	RPM6936-H4 HRVRPM6936H4
SUB	S701		90M-SP001210R	SW	SKHV10910GTACT CST1A012ZT
SUB	S702		90M-SP001210R	SW	SKHV10910GTACT CST1A012ZT
SUB	S703		90M-SP001210R	SW	SKHV10910GTACT CST1A012ZT
SUB	S704		90M-SP001210R	SW	SKHV10910GTACT CST1A012ZT
SUB	S705		90M-SP001210R	SW	SKHV10910GTACT CST1A012ZT
SUB	S706		90M-SP001210R	SW	SKHV10910GTACT CST1A012ZT
SUB	S707		90M-SP001210R	SW	SKHV10910GTACT CST1A012ZT
SUB	S708		90M-SP001210R	SW	SKHV10910GTACT CST1A012ZT
SUB	S709		90M-SP001210R	SW	SKHV10910GTACT CST1A012ZT
SUB	S710		90M-SP001210R	SW	SKHV10910GTACT CST1A012ZT
SUB	S711		90M-SP001210R	SW	SKHV10910GTACT CST1A012ZT
SUB	S713		90M-SP001210R	SW	SKHV10910GTACT CST1A012ZT
SUB	S715		90M-SP001210R	SW	SKHV10910GTACT CST1A012ZT
SUB	S716		90M-SP001210R	SW	SKHV10910GTACT CST1A012ZT
SUB	S717		90M-SP001210R	SW	SKHV10910GTACT CST1A012ZT
SUB	▲ SW99		90M-SP001250R	SW	IJPP1197C SA64 KSH1A001ZV
SUB	VR71		943663001560S	ROTARY SW	EC16B24T01D4ZZZ CSR2A047Z
SUB	VR72		90M-SR000270R	ROTARY SW	EC16B12S0AD4ZZZ HSR2A032Z
SUB	CN92		nsp	WAFER	WAFER CJP11GA98ZM
SUB	CN92		nsp	WAFER	WAFER, CARDCABLE CJP23GA115ZY
SUB	CN72		nsp	WAFER	LOCKINGTYPE, STRAIGHTWAFER (2mm) CJP11GI236ZW
SUB	CN92		nsp	WAFER	WAFER, 11PLOCKSTRAIGHT2.5MM CJP11GI237ZW

NOTE "nsp" PART IS LISTED FOR REFERENCE ONLY, D&M WILL NOT SUPPLY THESE PARTS

14. AFTER REPLACEMENT OF U-PRO OR FLASH ROM

When replaced of the U-PRO (Microprocessor) or the Flash ROM, confirm contents of the following.

PWB Name	Pos. No.	Description	After replaced	Remark
INPUT	IC11	STM32F100VCT6 SR3053	B	

After replaced

A: Mask ROM (With software). No need write-in of software to the microprocessor.

B: Flash ROM (With software). Usually, no need write-in of software. But, when the software was updated, you should be write-in of the new software to the microprocessor or flash ROM. Please check the software version.

C: Empty Flash ROM (Without software). You should be write-in of the software to the microprocessor or flash ROM. Refer to "Update procedure" or "writing procedure", when you should be write-in the software.

U-PRO (マイコン) および Flash ROM 等の修理交換後の対応について

U-PRO(マイコン)およびFlash ROM等を交換した場合の対応方法を下記の記載します。

PWB Name	Pos. No.	Description	交換時の対応	備考
INPUT	IC21	STM32F100VCT6 SR3053	B	

交換時の対応

A: Mask ROM (ソフトウェア書き込み済み) 交換時にソフトウェアの書き込みは必要ありません。

B: Flash ROM (ソフトウェア書き込み済み) バージョンアップにより交換時にソフトウェアの書き換えが必要な場合があります。バージョンの確認をしてください。

C: 空ROM (Flash ROM) 交換時必ずソフトウェアの書き込みが必要になります。Update、書き込み方法を参照してください。