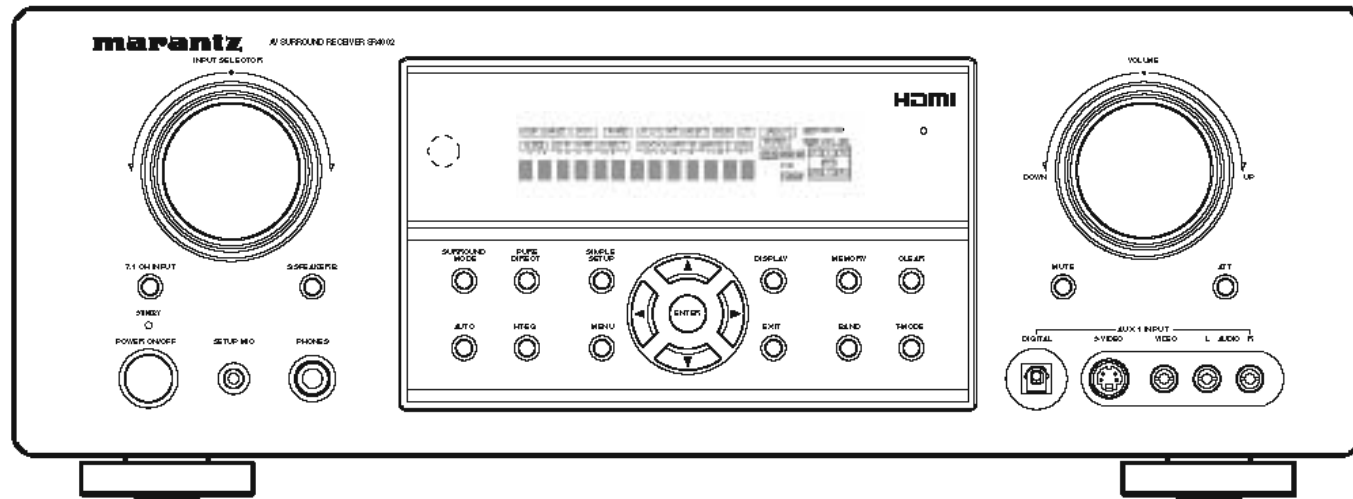


Service Manual

SR4002 /N1B/U1B
/L1G/N1G/N1S

AV Surround Receiver



SR4002

TABLE OF CONTENTS

SECTION	PAGE
1. TECHNICAL SPECIFICATIONS	1
2. TECHNICAL DESCRIPTION	3
3. POWER AMPLIFIER ADJUSTMENT	6
4. SERVICE MODE	7
5. SYSTEM ERROR	8
6. UPDATE FIRMWARE	11
7. WIRING DIAGRAM	13
8. BLOCK DIAGRAM	17
9. SCHEMATIC DIAGRAM	19
10. PARTS LOCATION	39
11. EXPLODED VIEW AND PARTS LIST	59
12. MICROPROCESSOR AND IC DATA.....	64
13. ELECTRICAL PARTS LIST	90
14. ABOUT REPLACE THE MICROPROCESSOR WITH A NEW ONE	135

Please use this service manual with referring to the user guide (D.F.U.) without fail.
修理の際は、必ず取扱説明書を準備し操作方法を確認の上作業を行ってください。

marantz®

SR4002

MARANTZ DESIGN AND SERVICE

Using superior design and selected high grade components, **MARANTZ** company has created the ultimate in stereo sound. Only original **MARANTZ** parts can insure that your **MARANTZ** product will continue to perform to the specifications for which it is famous.

Parts for your **MARANTZ** equipment are generally available to our National Marantz Subsidiary or Agent.

ORDERING PARTS :

Parts can be ordered either by mail or by Fax.. In both cases, the correct part number has to be specified.

The following information must be supplied to eliminate delays in processing your order :

1. Complete address
2. Complete part numbers and quantities required
3. Description of parts
4. Model number for which part is required
5. Way of shipment
6. Signature : any order form or Fax. must be signed, otherwise such part order will be considered as null and void.

USA

MARANTZ AMERICA, INC
100 CORPORATE DRIVE
MAHWAH, NEW JERSEY 07430
USA

EUROPE / TRADING

MARANTZ EUROPE B.V.
P. O. BOX 8744, BUILDING SILVERPOINT
BEEMDSTRAAT 11, 5653 MA EINDHOVEN
THE NETHERLANDS
PHONE : +31 - 40 - 2507844
FAX : +31 - 40 - 2507860

CANADA

D&M CANADA INC.
5-505 APPLE CREEK BLVD.
MARKHAM, ONTARIO L3R 5B1
CANADA

JAPAN

D&M Holdings Inc.
D&M BUILDING, 2-1 NISSHIN-CHO,
KAWASAKI-KU, KAWASAKI-SHI,
KANAGAWA, 210-8569 JAPAN

株式会社 ディーアンドエムホールディングス

本社 〒210-8569
神奈川県川崎市川崎区日進町2-1 D&Mビル



KOREA

D&M SALES AND MARKETING KOREA LTD.
CHUNG JIN B/D., #1001,
53-5, WONHYORO 3 GA, YONGSAN-GU,
SEOUL, 140-719, KOREA
PHONE : +82 - 2 - 323 - 2155
FAX : +82 - 2 - 323 - 2154


CHINA

MARANTZ SHANGHAI TRADING LTD.
ROOM.506 SHANGHAI LIGHT INDUSTRY MANSION
1578 NANJING (WEST) ROAD SHANGHAI
CHINA
TEL : 021 - 6248 - 1064
FAX : 021 - 6248 - 3565

NOTE ON SAFETY :

Symbol  Fire or electrical shock hazard. Only original parts should be used to replaced any part marked with symbol  . Any other component substitution (other than original type), may increase risk of fire or electrical shock hazard.

安全上の注意 :

 がついている部品は、安全上重要な部品です。必ず指定されている部品番号のものを使用して下さい。

SHOCK, FIRE HAZARD SERVICE TEST :

CAUTION : After servicing this appliance and prior to returning to customer, measure the resistance between either primary AC cord connector pins (with unit NOT connected to AC mains and its Power switch ON), and the face or Front Panel of product and controls and chassis bottom.

Any resistance measurement less than 1 Megohms should cause unit to be repaired or corrected before AC power is applied, and verified before it is return to the user/customer.

Ref. UL Standard No. 1492.

In case of difficulties, do not hesitate to contact the Technical Department at above mentioned address.

1. TECHNICAL SPECIFICATIONS

FM TUNER SECTION

Frequency Range 87.5 - 108.0 MHz
 Usable Sensitivity IHF 1.8 μ V/16.4 dBf
 Signal to Noise Ratio Mono/Stereo 75/70 dB
 Distortion Mono/Stereo 0.2/0.3 %
 Stereo Separation 1 kHz 45 dB
 Alternate Channel Selectivity \pm 300 kHz 60 dB
 Image Rejection 98 MHz 70 dB
 Tuner Output Level 1 kHz, \pm 75 kHz Dev 800 mV

AM TUNER SECTION

Frequency Range 531 - 1602 kHz [/L/N]
 520 - 1710 kHz [/U]
 Signal to Noise Ratio 50 dB
 Usable Sensitivity Loop 400 μ V/m
 Distortion 400 Hz, 30 % Mod. 0.5 %
 Selectivity \pm 20 kHz 70 dB

Note :

[/K] : PS5072

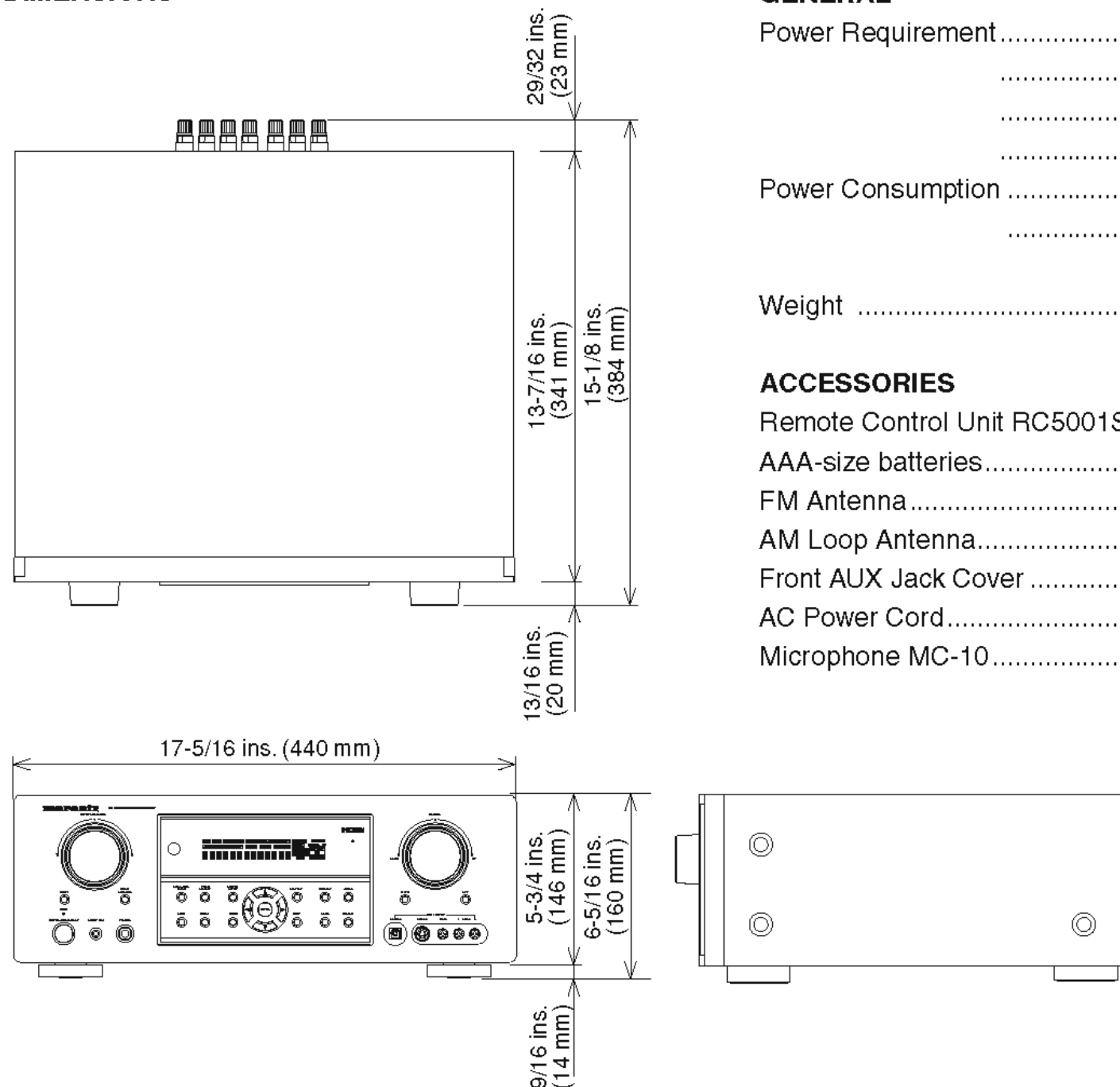
AUDIO SECTION

Power Output (20 Hz - 20 kHz/THD=0.08%)
 Front L&R 8 ohms 80 W / Ch
 Center 8 ohms 80 W / Ch
 Surround L&R 8 ohms 80 W / Ch
 Surround Back L&R 8 ohms 80 W / Ch
 Front L&R 6 ohms 105 W / Ch
 Center 6 ohms 105 W / Ch
 Surround L&R 6 ohms 105 W / Ch
 Surround Back L&R 6 ohms 105 W / Ch
 Input Sensitivity/Impedance 180 mV/ 47 kohms
 Signal to Noise Ratio
 (Analog Input / Pure Direct) 105 dB
 Frequency Response
 (Analog Input / Pure Direct) 8 Hz - 100 kHz (\pm 3 dB)
 (Digital Input / 96 kHz PCM) 8 Hz - 45 kHz (\pm 3 dB)

VIDEO SECTION

Television Format NTSC/PAL
 Input Level/Impedance 1 Vp-p/75 ohms
 Output Level/Impedance 1 Vp-p/75 ohms
 Video Frequency Response 5 Hz to 8 MHz (- 1 dB)
 Video Frequency (Component) 5 Hz to 80 MHz (- 1 dB)
 S/N 60 dB

DIMENSIONS



GENERAL

Power Requirement AC 220 V 50 Hz [/K]
 AC 110 V 60 Hz [/L]
 AC 230 V 50/60 Hz [/N]
 AC 120 V 60 Hz [/U]
 Power Consumption 500 W [/K/N]
 450 W [/L/U]
 Weight 11.4 kg (25.1 lbs)

ACCESSORIES

Remote Control Unit RC5001SR 1
 AAA-size batteries 2
 FM Antenna 1
 AM Loop Antenna 1
 Front AUX Jack Cover 1
 AC Power Cord 1
 Microphone MC-10 1

The relation between the selected surround mode and the input signal

The surround mode is selected with the surround mode buttons on SR4002/PS5072 or the remote control unit. However, the sound you hear is subject to the relationship between the selected surround mode and input signal. That relationship is as follows;

Surround Mode	Input Signal	Decoding	Output Channel					Front information display	
			L/R	C	SL/SR	SBL/SBR	SubW	Signal format indicators	Channel status
AUTO	Dolby Surr EX	Dolby Digital EX	○	○	○	○	○	□□ DIGITAL EX	L, C, R, SL, SR, S, LFE
	Dolby D (5.1ch)	Dolby Digital 5.1	○	○	○	-	-	□□ DIGITAL	L, C, R, SL, SR, LFE
	Dolby D (2ch)	Dolby Digital 2.0	○	-	-	-	-	□□ DIGITAL	L, R
	Dolby D (2ch Surr)	Pro Logic IIx movie	○	○	○	○	○	□□ DIGITAL, □□ SURROUND	L, R, S
	DTS-ES	DTS-ES	○	○	○	○	○	□□ DIGITAL, □□ SURROUND	L, C, R, SL, SR, S, LFE
	DTS 96/24	DTS 96/24	○	○	○	-	-	□□ DIGITAL	L, C, R, SL, SR, LFE
	DTS (5.1ch)	DTS 5.1	○	○	○	-	-	□□ DIGITAL	L, C, R, SL, SR, LFE
	Multi Ch-PCM	Multi Ch-PCM	○	○	○	-	-	□□ DIGITAL	L, C, R, SL, SR, LFE
	Multi Ch-PCM 96kHz	Multi Ch-PCM 96kHz	○	○	○	-	-	□□ DIGITAL	L, C, R, SL, SR, LFE
	PCM(Audio)	PCM (Stereo)	○	-	-	-	-	□□ DIGITAL	L, R
	PCM 96kHz	PCM (96kHz Stereo)	○	-	-	-	-	□□ DIGITAL	L, R
	HDCD	PCM (Stereo)	○	-	-	-	-	□□ DIGITAL	L, R
	Analog	Stereo	○	-	-	-	-	ANALOG	-
	SOURCE DIRECT PURE DIRECT	Dolby Surr EX	Dolby Digital EX	○	○	○	○	○	□□ DIGITAL EX
Dolby D (5.1ch)	Dolby Digital 5.1	○	○	○	-	-	□□ DIGITAL	L, C, R, SL, SR, LFE	
Dolby D (2ch)	Dolby Digital 2.0	○	-	-	-	-	□□ DIGITAL	L, R	
Dolby D (2ch Surr)	Pro Logic IIx movie	○	○	○	-	-	□□ DIGITAL, □□ SURROUND	L, R, S	
DTS-ES	DTS-ES	○	○	○	○	○	□□ DIGITAL, □□ SURROUND	L, C, R, SL, SR, S, LFE	
DTS 96/24	DTS 96/24	○	○	○	-	-	□□ DIGITAL	L, C, R, SL, SR, LFE	
DTS (5.1ch)	DTS 5.1	○	○	○	-	-	□□ DIGITAL	L, C, R, SL, SR, LFE	
Multi Ch-PCM	Multi Ch-PCM	○	○	○	-	-	□□ DIGITAL	L, C, R, SL, SR, LFE	
Multi Ch-PCM 96kHz	Multi Ch-PCM 96kHz	○	○	○	-	-	□□ DIGITAL	L, C, R, SL, SR, LFE	
PCM(Audio)	PCM (Stereo)	○	-	-	-	-	□□ DIGITAL	L, R	
PCM 96kHz	PCM (96kHz Stereo)	○	-	-	-	-	□□ DIGITAL	L, R	
HDCD	PCM (Stereo)	○	-	-	-	-	□□ DIGITAL	L, R	
Analog	Stereo	○	-	-	-	-	ANALOG	-	
EX/ES	Dolby Surr EX	Dolby Digital EX	○	○	○	○	○	□□ DIGITAL EX	L, C, R, SL, SR, S, LFE
	Dolby D (5.1ch)	Dolby Digital EX	○	○	○	○	○	□□ DIGITAL	L, C, R, SL, SR, LFE
	DTS-ES	DTS-ES	○	○	○	○	○	□□ DIGITAL	L, C, R, SL, SR, S, LFE
	DTS 96/24	DTS-ES	○	○	○	○	○	□□ DIGITAL	L, C, R, SL, SR, LFE
	DTS (5.1ch)	DTS-ES	○	○	○	○	○	□□ DIGITAL	L, C, R, SL, SR, LFE
	Multi Ch-PCM	Multi Ch-PCM + Dolby EX	○	○	○	○	○	□□ DIGITAL	L, C, R, SL, SR, LFE
	AAC (5.1ch)	AAC EX	○	○	○	-	-	□□ DIGITAL	L, C, R, SL, SR, LFE
	Dolby Surr EX	Dolby Digital 5.1	○	○	○	-	-	□□ DIGITAL EX	L, C, R, SL, SR, S, LFE
	Dolby D (5.1ch)	Dolby Digital 5.1	○	○	○	-	-	□□ DIGITAL	L, C, R, SL, SR, LFE
	Dolby D (2ch)	Pro Logic IIx	○	○	○	○	○	□□ DIGITAL	L, R
DOLBY (PL IIx movie) (PL IIx music) (PL IIx game) (Pro Logic)	Dolby D (2ch Surr)	Pro Logic IIx	○	○	○	○	○	□□ DIGITAL, □□ SURROUND	L, R, S
	Multi Ch-PCM	Multi Ch-PCM + PLIIx	○	○	○	○	○	□□ DIGITAL	L, C, R, SL, SR, LFE
	PCM(Audio)	Pro Logic IIx	○	○	○	○	○	□□ DIGITAL	L, R
	Analog	Pro Logic IIx	○	○	○	○	○	ANALOG	-
	DTS-ES	DTS 5.1	○	○	○	-	-	□□ DIGITAL	L, C, R, SL, SR, S, LFE
	DTS 96/24	DTS 96/24	○	○	○	-	-	□□ DIGITAL	L, C, R, SL, SR, LFE
	DTS (5.1ch)	DTS 5.1	○	○	○	-	-	□□ DIGITAL	L, C, R, SL, SR, LFE
	PCM(Audio)	Neo 6	○	○	○	○	○	□□ DIGITAL	L, R
DTS (Neo 6 Cinema) (Neo 6 Music)	Analog	Neo 6	○	○	○	○	○	ANALOG	-
	Dolby D (2ch)	Neo 6	○	○	○	○	○	□□ DIGITAL	L, R
	Dolby D (2ch Surr)	Neo 6	○	○	○	○	○	□□ DIGITAL, □□ SURROUND	L, R, S
	PCM(Audio)	CS II	○	○	○	○	○	□□ DIGITAL	L, R
	Analog	CS II	○	○	○	○	○	ANALOG	-
	Dolby D (2ch)	CS II	○	○	○	○	○	□□ DIGITAL	L, R
CS II Cinema CS II Music CS II Mono	Dolby D (2ch Surr)	CS II	○	○	○	○	○	□□ DIGITAL, □□ SURROUND	L, R, S

Surround Mode	Input Signal	Decoding	Output Channel					Front information display		
			L/R	C	SL/SR	SBL/SBR	SubW	Signal format indicators	Channel status	
STEREO	Dolby Surr EX	Stereo	○	-	-	-	-	□□ DIGITAL EX	L, C, R, SL, SR, S, LFE	
	Dolby D (5.1ch)	Stereo	○	-	-	-	-	□□ DIGITAL	L, C, R, SL, SR, LFE	
	Dolby D (2ch)	Stereo	○	-	-	-	-	□□ DIGITAL	L, R	
	Dolby D (2ch Surr)	Stereo	○	-	-	-	-	□□ DIGITAL, □□ SURROUND	L, R, S	
	DTS-ES	Stereo	○	-	-	-	-	□□ DIGITAL	L, C, R, SL, SR, S, LFE	
	DTS 96/24	Stereo	○	-	-	-	-	□□ DIGITAL	L, C, R, SL, SR, LFE	
	DTS (5.1ch)	Stereo	○	-	-	-	-	□□ DIGITAL	L, C, R, SL, SR, LFE	
	Multi Ch-PCM	Stereo	○	-	-	-	-	□□ DIGITAL	L, C, R, SL, SR, LFE	
	PCM(Audio)	Stereo	○	-	-	-	-	□□ DIGITAL	L, R	
	PCM 96kHz	Stereo	○	-	-	-	-	□□ DIGITAL	L, R	
	HDCD	PCM (Stereo)	○	-	-	-	-	□□ DIGITAL	L, R	
	Analog	Stereo	○	-	-	-	-	ANALOG	-	
	Virtual	Dolby Surr EX	Virtual	○	-	-	-	-	□□ DIGITAL EX	L, C, R, SL, SR, S, LFE
		Dolby D (5.1ch)	Virtual	○	-	-	-	-	□□ DIGITAL	L, C, R, SL, SR, LFE
Dolby D (2ch)		Virtual	○	-	-	-	-	□□ DIGITAL	L, R	
Dolby D (2ch Surr)		Virtual	○	-	-	-	-	□□ DIGITAL, □□ SURROUND	L, R, S	
DTS-ES		Virtual	○	-	-	-	-	□□ DIGITAL	L, C, R, SL, SR, S, LFE	
DTS (5.1ch)		Virtual	○	-	-	-	-	□□ DIGITAL	L, C, R, SL, SR, LFE	
Multi Ch-PCM		Virtual	○	-	-	-	-	□□ DIGITAL	L, C, R, SL, SR, LFE	
PCM(Audio)		Virtual	○	-	-	-	-	□□ DIGITAL	L, R	
Multi Ch Stereo	Analog	Virtual	○	-	-	-	-	ANALOG	-	
	Dolby Surr EX	Dolby Digital EX	○	○	○	○	○	□□ DIGITAL EX	L, C, R, SL, SR, S, LFE	
	Dolby D (5.1ch)	Dolby Digital 5.1	○	○	○	-	-	□□ DIGITAL	L, C, R, SL, SR, LFE	
	Dolby D (2ch)	Multi Channel Stereo	○	○	○	○	○*	□□ DIGITAL	L, R	
	Dolby D (2ch Surr)	Multi Channel Stereo	○	○	○	○	○*	□□ DIGITAL, □□ SURROUND	L, R, S	
	DTS-ES	DTS-ES	○	○	○	○	○	□□ DIGITAL	L, C, R, SL, SR, S, LFE	
	DTS 96/24	DTS 96/24	○	○	○	○	○	□□ DIGITAL	L, C, R, SL, SR, LFE	
	DTS (5.1ch)	DTS 5.1	○	○	○	-	-	□□ DIGITAL	L, C, R, SL, SR, LFE	
	Multi Ch-PCM	Multi Ch-PCM	○	○	○	-	-	□□ DIGITAL	L, C, R, SL, SR, LFE	
	Multi Ch-PCM 96kHz	Multi Ch-PCM 96kHz	○	○	○	-	-	□□ DIGITAL	L, C, R, SL, SR, LFE	
	PCM(Audio)	Multi Channel Stereo	○	○	○	○	○*	□□ DIGITAL	L, R	
	Analog	Multi Channel Stereo	○	○	○	○	○*	ANALOG	-	

* : Depending on the particular setup, there may be differences compared to the information contained in these tables.

○* : When L/R (FRONT Speaker) = SMALL.

Notes:

- Dolby Digital (2 ch: Lt/Rt): signal with Dolby Surround flag Speakers are full set.
- No sound outputs from the surround speaker, center speaker and subwoofer if the DVD disc has no surround data.

Abbreviations

- L/R : Front speakers
- C : Center speaker
- SL/SR : Surround speakers
- SBL/SBR : Surround Back speakers
- SubW : Sub woofer speaker

2. TECHNICAL DESCRIPTION

DESCRIPTION



Digital Surround
Neo:6® | 96/24 | ES®

Manufactured under license under U.S. Patent #'s: 5,451,942; 5,956,674; 5,974,380; 5,978,762; 6,226,616; 6,487,535; 7,003,467 & other U.S. and worldwide patents issued & pending. DTS, DTS Digital Surround, ES, and Neo:6 are registered trademarks and the DTS logos, Symbol and DTS 96/24 are trademarks of DTS, Inc. © 1996-2007 DTS, Inc. All Rights Reserved.

• **dts Digital Surround**

DTS was introduced in 1994 to provide 5.1 channels of discrete digital audio into home theater systems.

DTS brings you premium quality discrete multichannel digital sound to both movies and music.

DTS is a multichannel sound system designed to create full range digital sound reproduction.

The no compromise DTS digital process sets the standard of quality for cinema sound by delivering an exact copy of the studio master recordings to neighborhood and home theaters.

Now, every moviegoer can hear the sound exactly as the moviemaker intended.

DTS can be enjoyed in the home for either movies or music on of DVD's, LD's, and CD's.

• **dts Neo:6**

The advantages of discrete multichannel systems over matrix are well known.

But even in homes equipped for discrete multichannel, there remains a need for high-quality matrix decoding. This is because of the large library of matrix surround motion pictures available on disc and on VHS tape; and analog television broadcasts.

The typical matrix decoder of today derives a center channel and a mono surround channel from two-channel matrix stereo material. It is better than a simple matrix in that it includes steering logic to improve separation, but because of its mono, band-limited surround it can be disappointing to users accustomed to discrete multichannel.

Neo:6 offers several important improvements as follow,

- Neo:6 provides up to six full-band channels of matrix decoding from stereo matrix material. Users with 6.1 and 5.1 systems will derive six and five separate channels, respectively, corresponding to the standard home-theater speaker layouts.

- Neo:6 technology allows various sound elements within a channel or channels to be steered separately, and in a way which follows naturally from the original presentation.
- Neo:6 offers a music mode to expand stereo nonmatrix recordings into the five- or six-channel layout, in a way which does not diminish the subtlety and integrity of the original stereo recording.

• **dts Digital Surround ES**

DTS-ES Extended Surround is a new multichannel digital signal format developed by Digital Theater Systems Inc. While offering high compatibility with the conventional DTS Digital Surround format, DTS-ES Extended Surround greatly improves the 360-degree surround impression and space expression thanks to further expanded surround signals. This format has been used professionally in movie theaters since 1999.

In addition to the 5.1 surround channels (FL, FR, C, SL, SR and LFE), DTS-ES Extended Surround also offers the SB (Surround Back) channel for surround playback with a total of 6.1 channels. DTS-ES Extended Surround includes two signal formats with different surround signal recording methods, as DTS-ES Discrete 6.1 and DTS-ES Matrix 6.1.

• **dts Digital Surround 96/24**

The stereo CD is a 16-bit medium with sampling at 44.1 kHz. Professional audio has been 20- or 24-bit for some time, and there is increasing interest in higher sampling rates both for recording and for delivery into the home. Greater bit depths provide extended dynamic range. Higher sampling rates allow wider frequency response and the use of anti-alias and reconstruction filters with more favorable aural characteristics.

DTS 96/24 allows for 5.1 channel sound tracks to be encoded at a rate of 96kHz/24bits on DVD-Video titles.

When DVD-video appeared, it became possible to deliver 24-bit, 96 kHz audio into the home, but only in two channels, and with serious limitations on picture. This capability has had little use.

DVD-audio allows 96/24 in six channels, but a new player is needed, and only analog outputs are provided, necessitating the use of the D/A converters and analog electronics provided in the player.

DTS 96/24 offers the following:

1. Sound quality transparent to the original 96/24 master.

2. Full backward compatibility with all existing decoders. (Existing decoders will output a 48 kHz signal)
3. No new player required: DTS 96/24 can be carried on DVD-video, or in the video zone of DVD-audio, accessible to all DVD players.
4. 96/24 5.1-channel sound with full-quality full-motion video, for music programs and motion picture soundtracks on DVD-video.



Dolby Digital identifies the use of Dolby Digital audio coding for such consumer formats as DVD and DTV. As with film sound, Dolby Digital can provide up to five full-range channels for left, center, and right screen channels, independent left and right surround channels, and a sixth (".1") channel for low-frequency effects.

Dolby Surround Pro Logic II is an improved matrix decoding technology that provides better spatiality and directionality on Dolby Surround program material; provides a convincing three-dimensional soundfield on conventional stereo music recordings; and is ideally suited to bring the surround experience to automotive sound. While conventional surround programming is fully compatible with Dolby Surround Pro Logic II decoders, soundtracks will be able to be encoded specifically to take full advantage of Pro Logic II playback, including separate left and right surround channels. (Such material is also compatible with conventional Pro Logic decoders.)

Dolby Digital EX creates six full-bandwidth output channels from 5.1-channel sources. This is done using a matrix decoder that derives three surround channels from the two in the original recording. For best results, Dolby Digital EX should be used with movies soundtracks recorded with Dolby Digital Surround EX.

About Dolby Pro Logic IIx

Dolby Pro Logic IIx technology delivers a natural and immersing 7.1-channel listening experience to the home theater environment. A product of Dolby's expertise in surround sound and matrix decoding technologies, Dolby Pro Logic IIx is a complete surround sound solution that maximizes the entertainment experience from stereo as well as 5.1-channel encoded sources.

Dolby Pro Logic IIx is fully compatible with Dolby Surround Pro Logic technology and can optimally decode the thousands of commercially available Dolby Surround encoded video cassettes and television programs with enhanced depth and spatiality. It can also process any high-quality stereo or Advanced Resolution 5.1-channel music content into a seamless 6.1- or 7.1-channel listening experience.




The Dolby Headphone technology provides a surround sound listening experience over headphones. When listening to multichannel content such as DVD movies over headphones, the listening experience is fundamentally different than listening to speakers. Since the headphone speaker drivers are covering the pinna of the ear, the listening experience differs greatly from traditional speaker playback. Dolby utilizes patented headphone perspective curves to solve this problem and provides a non-fatiguing, immersive, home theater listening experience. Dolby Headphone also delivers exceptional 3D audio from stereo material.

Manufactured under license from Dolby Laboratories. "Dolby", "Pro Logic", and the double-D symbol are trademarks of Dolby Laboratories.



Circle Surround II (CS-II) is a powerful and versatile multichannel technology. CS-II is designed to enable up to 6.1 multichannel surround sound playback from mono, stereo, CS encoded sources and other matrix encoded sources. In all cases the decoder extends it into 6 channels of surround audio and a LFE/subwoofer signal. The CS-II decoder creates a listening environment that places the listener "inside" music performances and dramatically improves both hi-fi audio conventional surround-encoded video material. CS-II provides composite stereo rear channels to greatly improve separation and image positioning – adding a heightened sense of realism to both audio and AV productions.

CS-II is packed with other useful feature like dialog clarity (SRS Dialog) for movies and cinema-like bass enrichment (TruBass). CS-II can enable the dialog to become clearer and more discernable in movies and it enables the bass frequencies contained in the original programming to more closely achieve low frequencies – overcoming the low frequency limitations of the speakers by full octave.

Circle Surround II, Dialog Clarity, TruBass, SRS and  symbol are trademarks of SRS Labs, Inc. Circle Surround II, Dialog Clarity and TruBass technology are incorporated under license from SRS Labs, Inc.

Microsoft®



HDCD® (High Definition Compatible Digital ®) is a patented process for delivering on Compact Disc the full richness and details of the original microphone feed.

HDCD encoded CDs sound better because they are encoded with 20-bits of real musical information as compared to 16-bits for all other CDs.

HDCD overcomes the limitation of the 16-bit CD format by using a sophisticated system to encode the additional four bits onto the CD while remaining completely compatible with the CD format.

When listening to HDCD recordings, you hear more dynamic range, a focused 3-D sound stage, and extremely natural vocal and musical timbre. With HDCD, you get the body, depth and emotion of the original performance not a flat, digital imitation.

HDCD system manufactured under license from Microsoft. This product is covered by one or more of the following: In the United States 5,479,168 5,638,074 5,640,161 5,808,574 5,838,274 5,854,600 5,864,311 5,872,531 and in Australia 669,114 with other patents pending.

HDMI

HDMI, the **HDMI** and High-Definition Multimedia Interface are trademarks or registered trademarks of HDMI Licensing LLC.

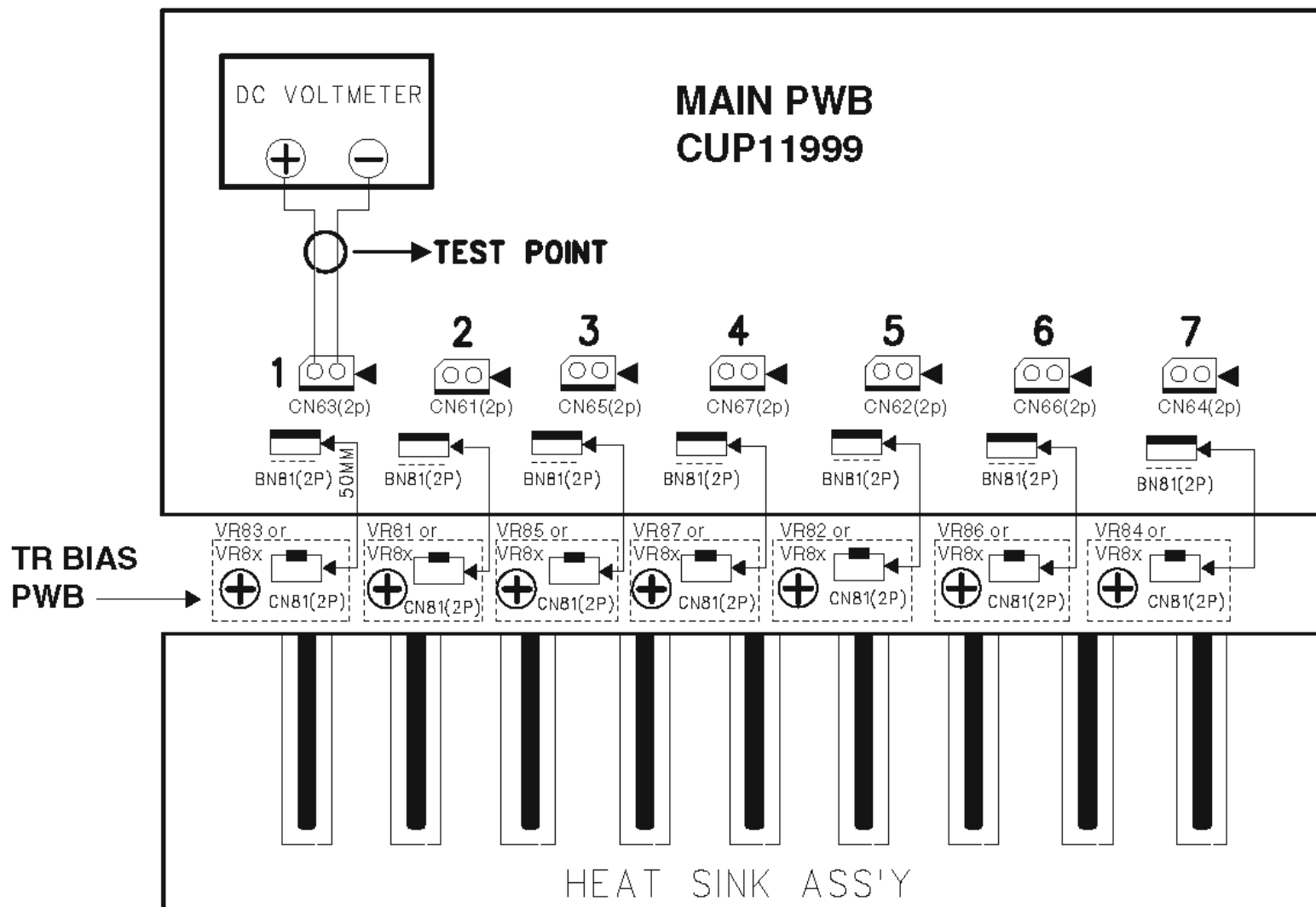
3. POWER AMPLIFIER ADJUSTMENT

Idling Current Alignment

1. Each of the measurement points are provided with the two test points. Set a digital Voltage meter to DC voltage input, connect the meter to the test points at both contact points.
2. After the setup above, turn on the main switch.
3. Adjust variable resistors (VR81 - VR87) according to the digital voltmeter readings. The target setting value is the following table for each channels.

Settings :

- Master Volume — Minimum
- Speaker out — No Load
- Top lid — OPEN



DC voltmeter.....Connect to CN6x

Time Table of Idling Current Rise

No.	Channel	Measurement Point	Alignment Point
1	Surround Left	CN63	VR83 or VR8x
2	Center	CN61	VR81 or VR8x
3	Surround Right	CN65	VR85 or VR8x
4	Front Left	CN67	VR87 or VR8x
5	Surrou d Back Left	CN62	VR82 or VR8x
6	Front Right	CN66	VR86 or VR8x
7	Surrou d Back Right	CN64	VR84 or VR8x

After Turning ON	Measurement Voltage (CN6x)
5 min	5 mV ±0.5 mV
10 min	5 mV ±0.5 mV
20 min	5 mV ±0.5 mV
30 min	5 mV ±0.5 mV
40 min	5 mV ±0.5 mV
50 min	5 mV ±0.5 mV
60 min	5 mV ±0.5 mV

4. SERVICE MODE

Microprocessor (IC11), DSP ROM(IC40)Version and FLD Segment Check Mode.

1. While the power is on, **ATT, EXIT** and **7.1CH INPUT** buttons simultaneously more than 3 seconds. The FL display shows "SERVICE MODE" for 2 seconds then shows the model name.

S	E	R	V	I	C	E		M	O	D	E	
---	---	---	---	---	---	---	--	---	---	---	---	--

			S	R	4	0	0	2								P	S	5	0	7	2				
--	--	--	---	---	---	---	---	---	--	--	--	--	--	--	--	---	---	---	---	---	---	--	--	--	--

2. Press **7.1CH INPUT** button, The software version of the microprocessor (IC11) is displayed in the format below.

V	0	7	0	5	3	1		1	N			
└───┬───┘			└───┬───┘			└───┬───┘		└───┬───┘				
Year			Month			Date		Dest.				
											(Dest. : Destination)	

3. Press **7.1CH INPUT** button again, The software Serial Number that is written in the factory is displayed.

M	Z		X	X	X	X	X	X	X	X	X	X
(XX is displayed in Hex)												

4. Press **7.1CH INPUT** button again, The software Type Number is displayed.

S	O	F	T		T	Y	P	E			X	X
(XX is displayed in Hex)												

5. Press **7.1CH INPUT** button again, The Code Group Type Number is displayed.

C	O	D	E		T	Y	P	E	X	X	X	X
(XXXX is displayed in Hex)												

6. Press **7.1CH INPUT** button again, The left half, right half and center of the label area in the FLD light on and off each other.
7. Press **7.1CH INPUT** button again, The segments of the character area in the FLD flick in checker pattern.
8. Press **7.1CH INPUT** button again, All the FL segments turns off.
9. Press **7.1CH INPUT** button again. Every time **7.1CH INPUT** button is pressed, DSP code is indicated in turn from NO.1 to NO.13.

C	D	0	1		0	2	0	6	0	1	0	5
└───┬───┘			└───┬───┘			└───┬───┘		└───┬───┘		└───┬───┘		
No.			Dev.			SIG		TYP		Ver.		

No. : DISP CODE ID Dev. : Device ID SIG. : CODE SIG ID
 TYP. : CODE TYPE ID Ver. : Version

10. Press **7.1CH INPUT** button again to quit this mode.

Note :

Step4, 5 is to check if CPU software is capable of DSP code. "Software Type No" is to show what "DSP Code Group" CPU is capable of. And vice versa.

Step 9 is to manage the 16 codes for DSP.

- When the unit is once turned into Service Mode, the unit keeps this mode until the main power is turned off. (Turning into stand-by mode does not make it quit from Service Mode.) When the unit quits from Service Mode, Information in the memory is also cleared and the unit returns to the status when it is out from the factory.

Product Reset

To reset the back up memory of the unit into the default status, follow the procedure below.

1. Turn of the unit and press **ATT** and **7.1CH INPUT** button simultaneously more than 3 seconds.
2. After "DEFAULT" is displayed on FLD, power is turned off once and turned of again, EEPROM is cleared to the default status, microprocessor is reset and the unit returns to the normal status.

Note :

When the unit is shipped from the factory, the procedure above must be done to set the unit to initial status after the tests.

5. SYSTEM ERROR

1. Trouble in EEP-ROM (INPUT PWB / IC12) Interface

C H E C K E 2 P I F

- If the communication error that ACK did not return by communication with EEP-ROM(INPUT PWB / IC12) occurred 2 seconds and more.

CHECK POINTS OF SCHEMATIC

1. Turn the power on. Are the IIC Clock Line (IC11/22pin-IC12/6pin) normal ?
2. Turn the power on. Are the IIC Data Line (IC11/23pin-IC12/5pin) normal ?
3. Is 5VL(+5V) voltage supplied to 8pin of IC12 ?
4. When no problem to the above 1-3, please replace IC12

2. Trouble in +5V Supply

C H E C K P O W 5

- If 5VD(+5V) inputted into 68pin of IC11 is trouble and the following the fault of 1-4.

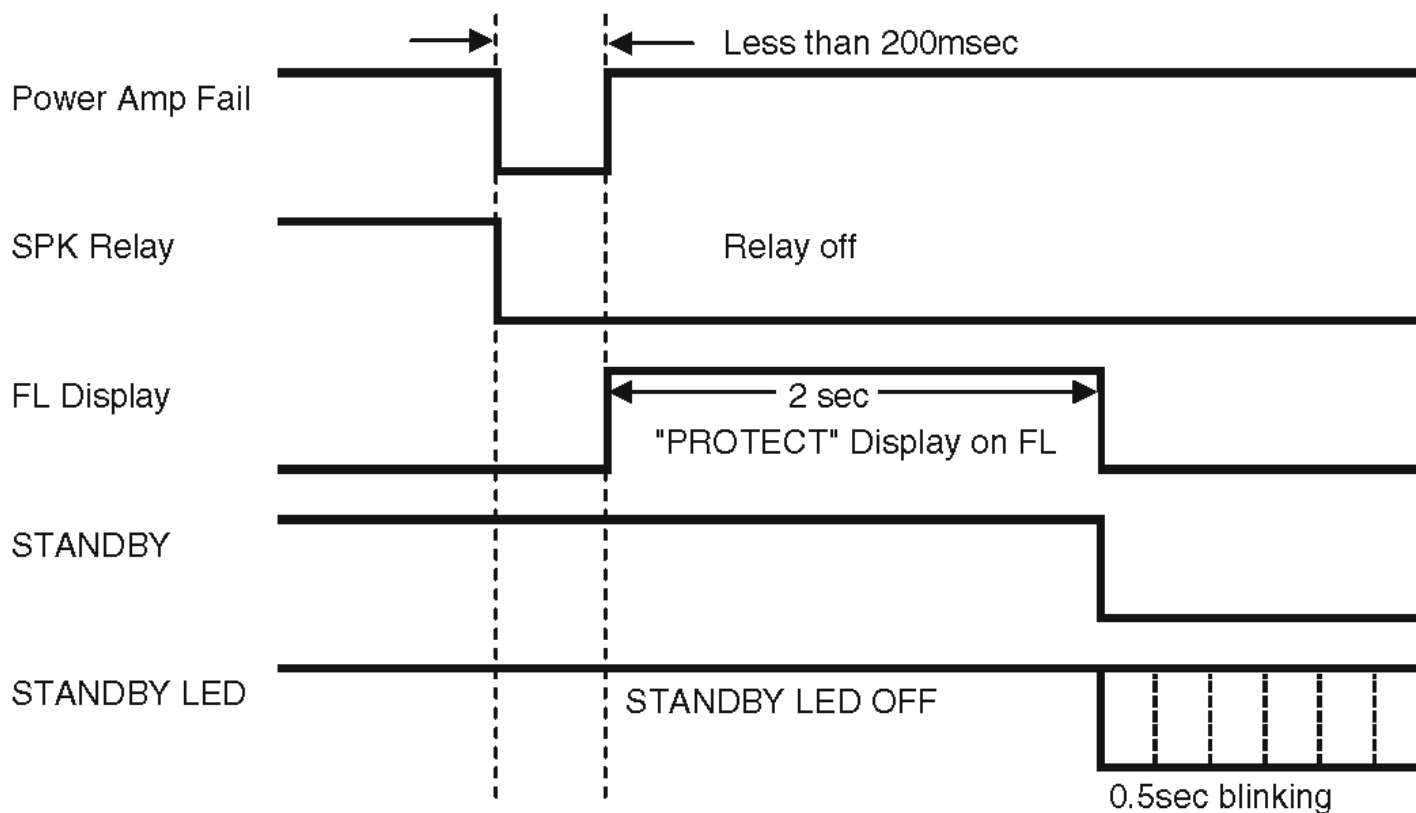
CHECK POINTS

1. Turn the power on. Is 5VD(+5V) voltage supplied to CN98/1pin and CN98/2pin of INPUT PWB.
2. Is the signal of IC11 "H" ? 29pin(Power Amp Fail)="H". (When 2 second or more "L" state is continuing to 29pin, Abnormalities have occurred in the Power Amp circuit.)
3. Is the signal of IC11 "H" ? 66pin(Power Line Fail)="H". (When 2 second or more "L" state is continuing to 66pin, Abnormalities have occurred to +/-12V power supply or the power supply for Power Amp.)
4. Is the signal of IC11 "H" ? 112pin(Power Down)="H". (When 2 second or more "L" state is continuing to 112pin, Abnormalities have occurred to in IC96 and around IC 96 circuit of MAIN PWB

3. Trouble in Protection

P R O T E C T

- When unusual states, such as overload of Power Amp and DC output, are detected. The unusual detection method is the following.
- A.** When "L" is detected in IC11 29pin(Power Amp Fail), the set is put into the state of STANDBY. At this time, when the detection time of 29pin is less than 200msec, STANDBY LED on Front Panel is put into the state of blinking at 0.5sec intervals. After the AC code is pulled out and opened once to make it to power supply ON again when entering this state, it does with the remote control or Standby button of Front Panel.



CHECK POINTS OF SCHEMATIC

1. When trouble is caused in Power Amp, it repairs.
2. When trouble is not found in Power Amp, it is confirmed whether there are in the disconnection and the detector circuit of the pattern of IC11 29pin (Power Amp Fail) abnormalities.

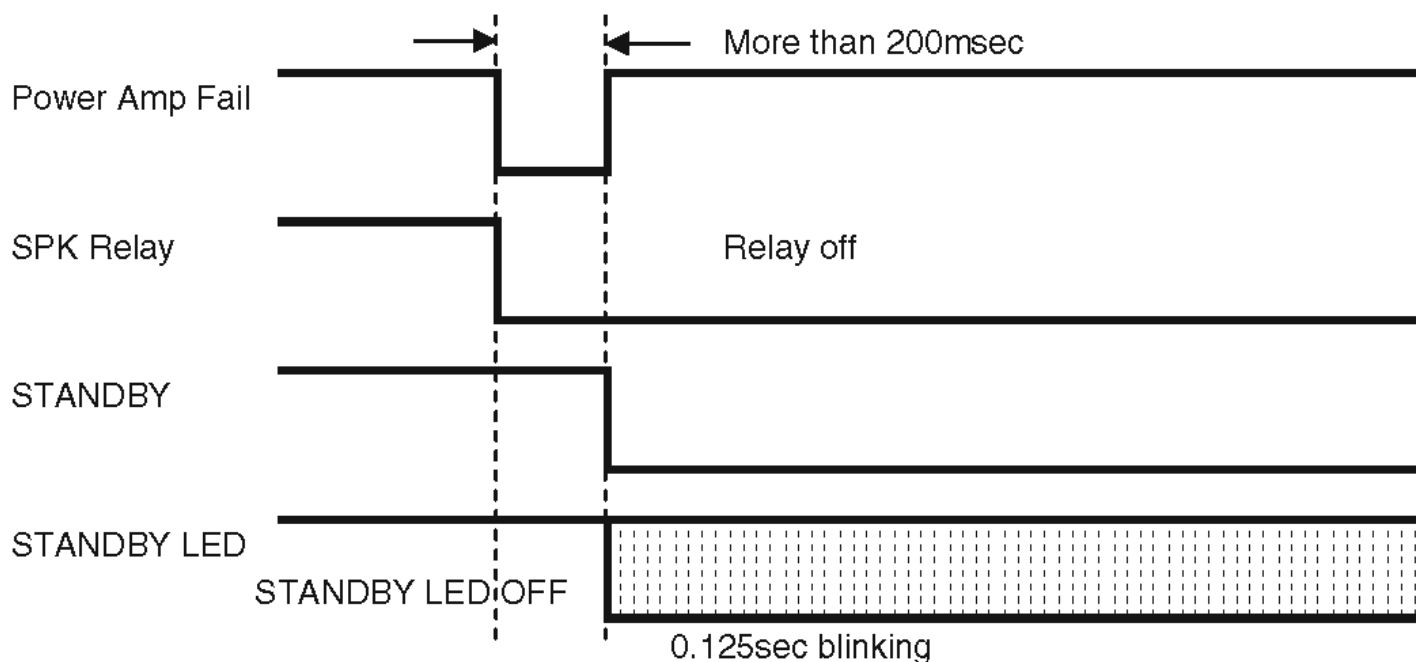
4. Below is PROTECT MODE which does not display "PROTECT"

A. When "L" is detected in IC11 29pin(Power Amp Fail), the set is put into the state of STANDBY. At this time, when the detection time of 29pin is longer than 200msec, STANDBY LED on Front Panel is put into the state of blinking at 0.125sec intervals. When this condition, The operation which enters FACTORY MODE is done, PROTECT MODE release is performed and it Power ON once again.

SR4002/PS5072 : S.SPEAKER B + ATT + EXIT Press button 3sec

SR5002 : MULTI SPK + ATT + EXIT Press button 3sec

A set is broken in the flash state of the 0.125sec interval, so please never make the user do this release operation.



CHECK POINTS OF SCHEMATIC

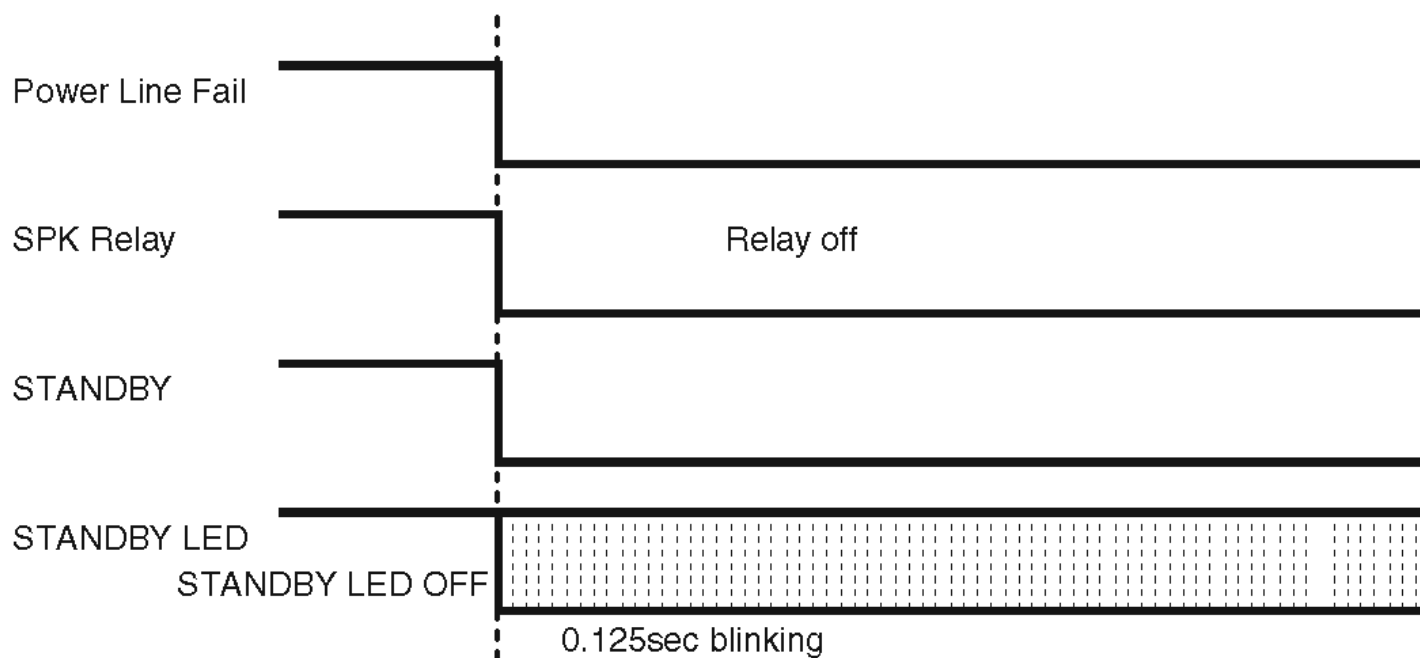
1. When trouble is caused in Power Amp, it repairs.
2. When trouble is not found in Power Amp, it is confirmed whether there are in the disconnection and the detector circuit of the pattern of IC11 29pin (Power Amp Fail) abnormalities.

B. When "L" is detected in IC11 66pin (Power Line Fail), (L=less than 3.5V) the set is put into the state of STANDBY. STANDBY LED on Front panel. is put into the state of blinking at 0.125sec intervals. When this condition, The operation which enters FACTORY MODE is done, PROTECT MODE release is performed and it Power ON once again.

SR4002/PS5072 : S.SPEAKER B + ATT + EXIT Press button 3sec

SR5002 : MULTI SPK + ATT + EXIT Press button 3sec

A set is broken in the flash state of the 0.125sec interval, so please never make the user do this release operation.



CHECK POINTS OF SCHEMATIC

1. Abnormality confirms whether to the +/- power supply for Power Amp.
2. Abnormality confirms whether to +/-12V power supply.
3. When trouble is not found in the power supply circuit, it is confirmed whether there are in the disconnection and the detector circuit of the pattern of IC11 66pin (Power Line Fail) abnormalities.

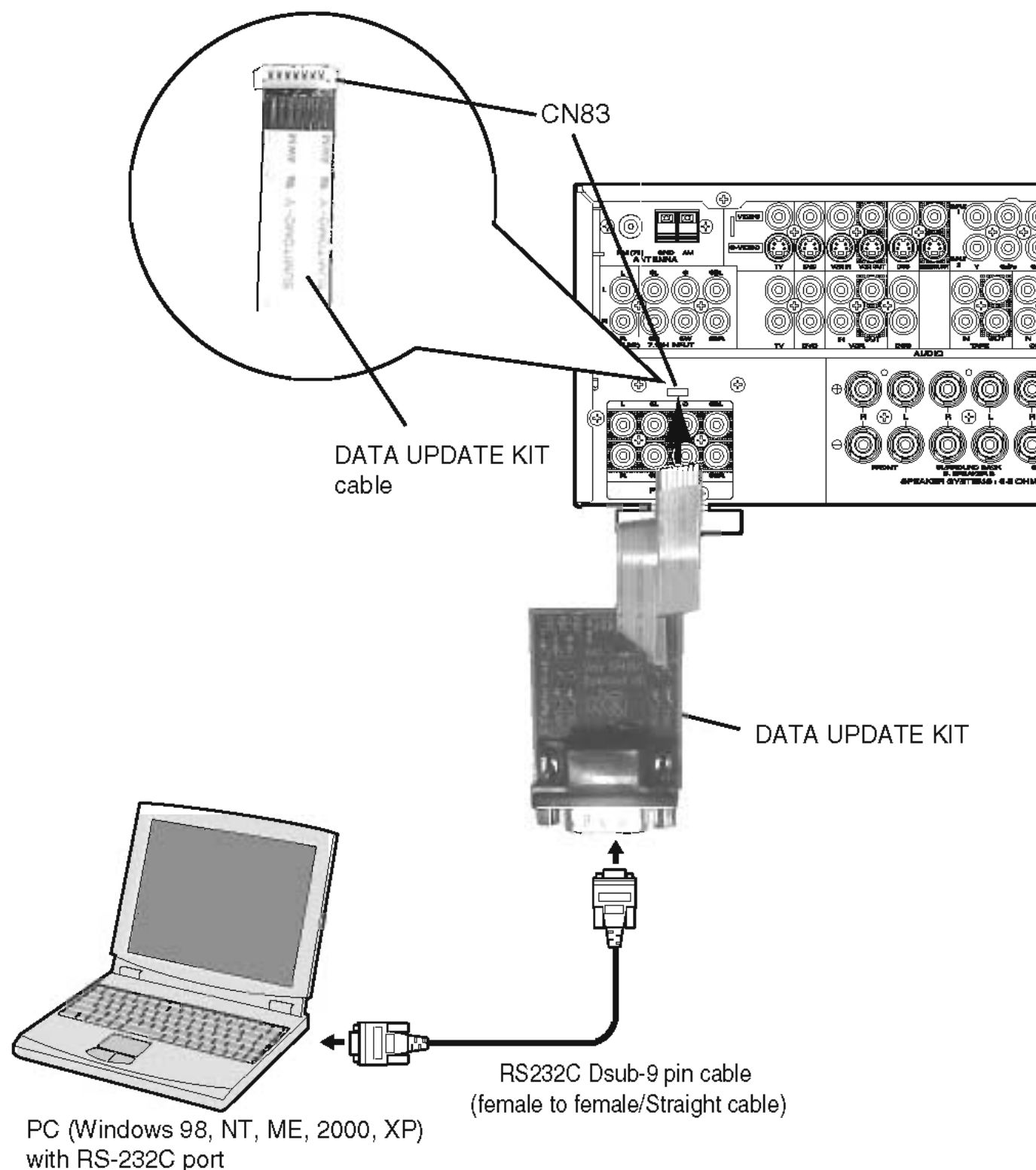
5. Trouble in DSP Communication

C	H	E	C	K	D	S	P	R	O	M
---	---	---	---	---	---	---	---	---	---	---

- When the communication abnormality of DSP(IC27) and the microcomputer(IC11) is detected or inside contents of ROM(IC40) of DSP unmatched, it display it.
1. Conform power supply voltage of IC27/IC40 Vcc/Vdd. When it is an abnormal voltage, the power supply is repaired.
 2. It is confirmed that IC11 74pin(DSP DOUT Line) is normal at the time of the Power ON
 3. It is confirmed that IC11 75pin(DSP DIN Line) is normal at the time of the Power ON
 4. It is confirmed that IC11 76pin(DSP CLK Line) is normal at the time of the Power ON
 5. It is confirmed that IC11 80pin(REQ1 Line) is normal at the time of the Power ON
 6. It is confirmed that IC11 81pin(REQ2 Line) is normal at the time of the Power ON
 7. When IC11 74pin-76pin and 80, 81 pin are abnormal, disconnection and defective solder etc. of the pattern are confirmed

6. UPDATE FIRMWARE

Software for CPU and DSP can be updated.
Have Update software and update data.



The following items are required for updating.

- RS232C Dsub-9 pin cable (female to female/Straight cable)
- PC (Windows 98, NT, ME, 2000, XP) with RS-232C port
- DATA UPDATE KIT (part no. 90M-SR4001JIG)
- Update software to CPU
- Update software to DSP

1. Use RS232C Dsub-9 pin cable (female to female/Straight type) to connect PC and the unit.
2. COM port on PC needs to be set by dialog box for each program. COM port can be set from COM1 to COM5.

There are two mode of download, regarding to the target of software as bellow.

Mode 1:

Download DSP's software to 4M Flash-ROM.

This mode is to update the software for DSP.

The target devise is 4M Flash-ROM (IC40) on CUP11995 (INPUT PWB).

SR4002/PS5072 need to be set download condition, by three front buttons.

- SR4002/PS5072 : **ENTER, MUTE, T-MODE**

Mode 2:

Download CPU's software to internal Flash-ROM.

This mode is to update the software for DSP.

The target device is internal flash ROM of CPU (IC11) on CUP11995 (INPUT PWB).

Download Firmware for DSP (Mode 1)

1. Put the "DSP Update" folder into anywhere on your PC's hard disc.
2. Connect PC and DATA UPDATE KIT with RS232C cable.
3. Connect Flat wire between DATA UPDATE KIT and the service connector (CN83) on the DOWNLOADER CONNECTOR PWB of the Unit.
4. Turn on the unit.
5. Press **ENTER**, **MUTE** and **T-MODE** buttons simultaneously more than 5 seconds to turn the unit into Loading Mode.
6. "LOADING MODE" will be shown on FLD.
7. Launch "UpgradeDSP.exe" on PC.
8. Set the Baud Rate to 38400 then click Start **communication** button. If the connection is made successfully, a dialog box saying "Success to connect" appears and "CONNECTED" is displayed on FLD.
9. Click **Send the DSP** codes button on the dialog box. Progress status of downloading will be shown on PC and LOADING is displayed on FLD.
10. If downloading is completed successfully, "COMPLETED" is displayed on FLD. And a dialog box saying "Finished the DSP code transmitting" appears. Click **OK** and then click **CLOSE** to close the application.
11. Turn off the unit.

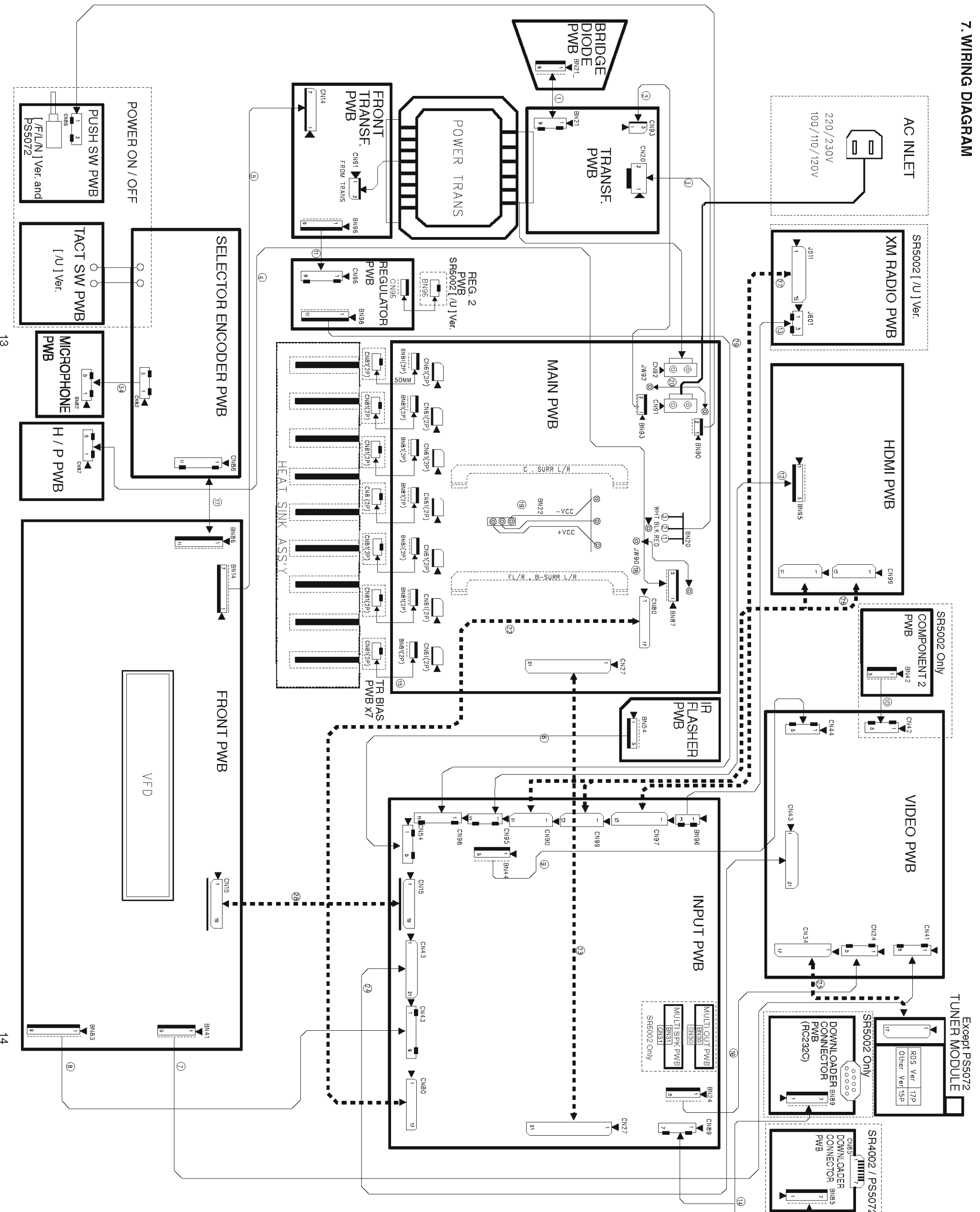
Download Firmware for CPU (Mode 2)

1. Put the "CPU Update" folder into anywhere on your PC's hard disc.
2. Connect PC and DATA UPDATE KIT with RS232C cable.
3. Connect Flat wire between DATA UPDATE KIT and the service connector (CN83) on the DOWNLOADER CONNECTOR PWB of the Unit.
4. Press **POWER** button to turn on the unit. The unit is in the boot mode. (FLD and STANDBY LED on the front panel disappear.)
5. Launch "H8Download.exe" on PC.
6. Click **other files...** button in the dialog box to specify the file (XXXX.mot) to be upload.
7. Click **Connect** button. If the connection with the H8 microprocessor is successfully made, a dialogue box saying "Success to the H8 microprocessor connection" appears. If the connection fails, error message will appear.
8. Click **Send** button to start update.
9. If the firmware is updated successfully, a dialog box saying "Finished the firmware program sending" appears.
10. Click **CLOSE** button to close the application.
11. Disconnect Mains power cord.
12. Disconnect Flat wire from the service connector (CN83) on the DOWNLOADER CONNECTOR PWB of the Unit.
13. Turn on the unit.

Firmware Version Check

To check the versions of the firmware, see "Microprocessor (CPU), DSP Version and FLD Segment Check Mode" in "**4. SERVICE MODE**" section.

7. WIRING DIAGRAM



* WIRE ASSY

NO.	B/D	REF.	COMMENT
1	TRANS.	BN21	
2	MAIN	BN93	
3	MAIN	BN20	
4	MAIN	BN27	HEAD PHONE
5	FRONT	BN14	
6	FRONT	BN24	
7	FRONT	BN41	
8	FRONT	BN43	
9	INPUT	BN44	
10	FRONT	BN42	only SR5001
11	TRANS.	BN96	
12	HDMI	BN95	
13	INPUT	BN96	only SR5001 U
14	FRONT	BN95	only SR5002
15	MAIN	BN81	
16	INPUT	BN24	
17	FRONT	BN86	
18	MAIN	JW90	
19	MAIN	BN22	
20	MAIN	JW92	
21	MAIN	BN90	
28	MAIN	BN98	
30	MAIN	BN91	
31	FRONT	JW13	
32	FRONT	JW14	
33	FRONT	JW15	
34	FRONT	BN82	
35			

* CARD CABLE

NO.	B/D	REF.	COMMENT
22	MAIN	CB80	
23	MAIN	CB27	
24	INPUT	CB43	
25	VIDEO	CB34	
26	INPUT	CB99	
27	INPUT	CB90	only SR5002 U
28	FRONT	CB19	

Except PS5072
TUNER MODULE

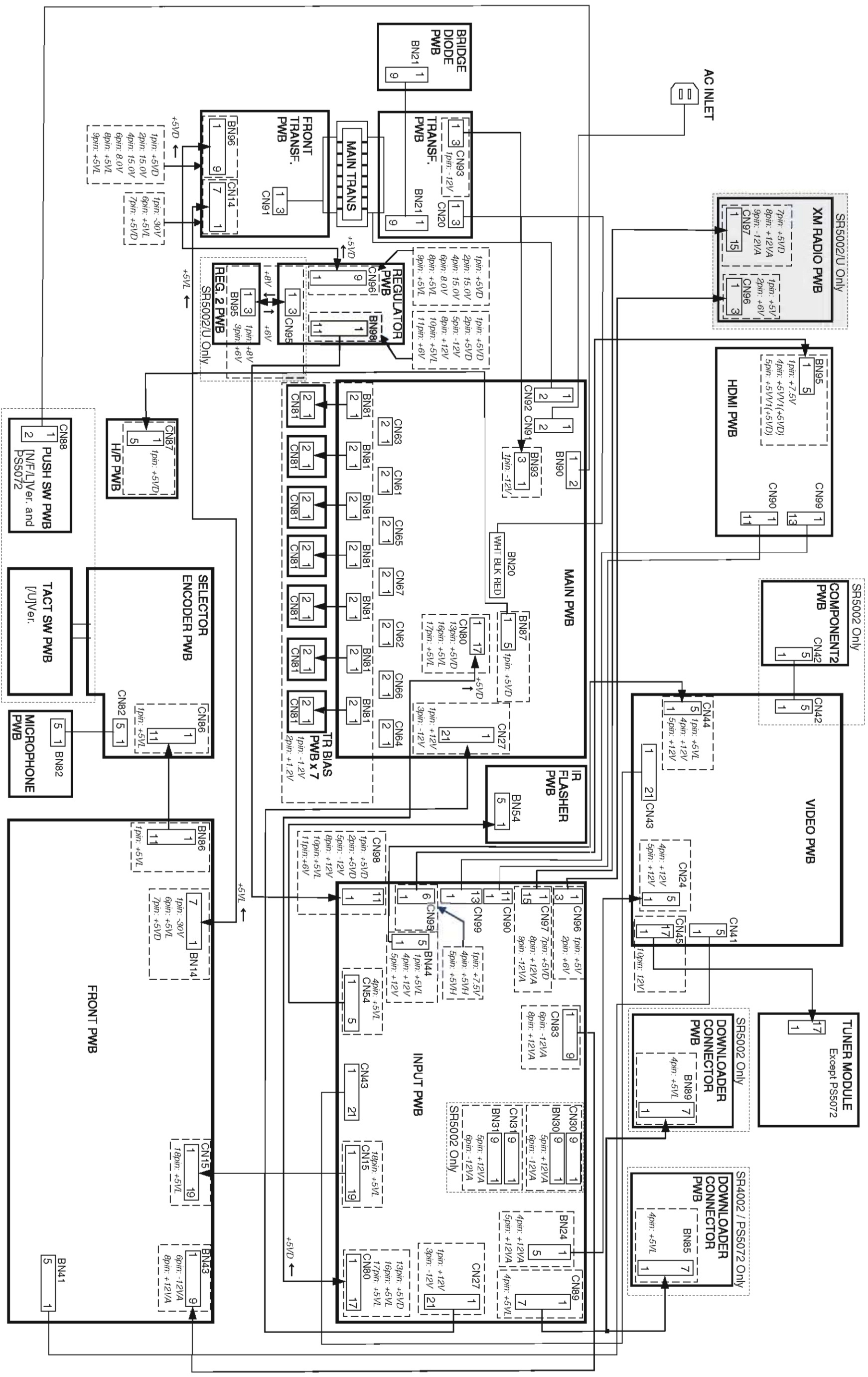
SR5002 Only
RDS Ver. 17P
Other Ver. 15P

SR5002 Only
DOWNLOADER CONNECTOR PWB (RC232C)

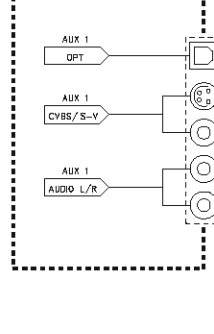
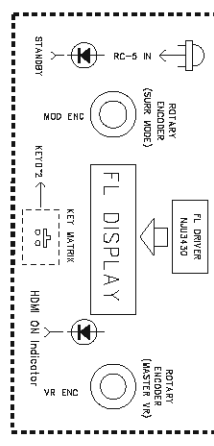
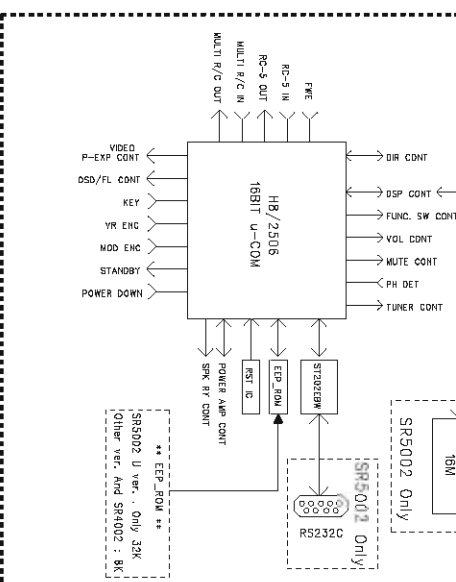
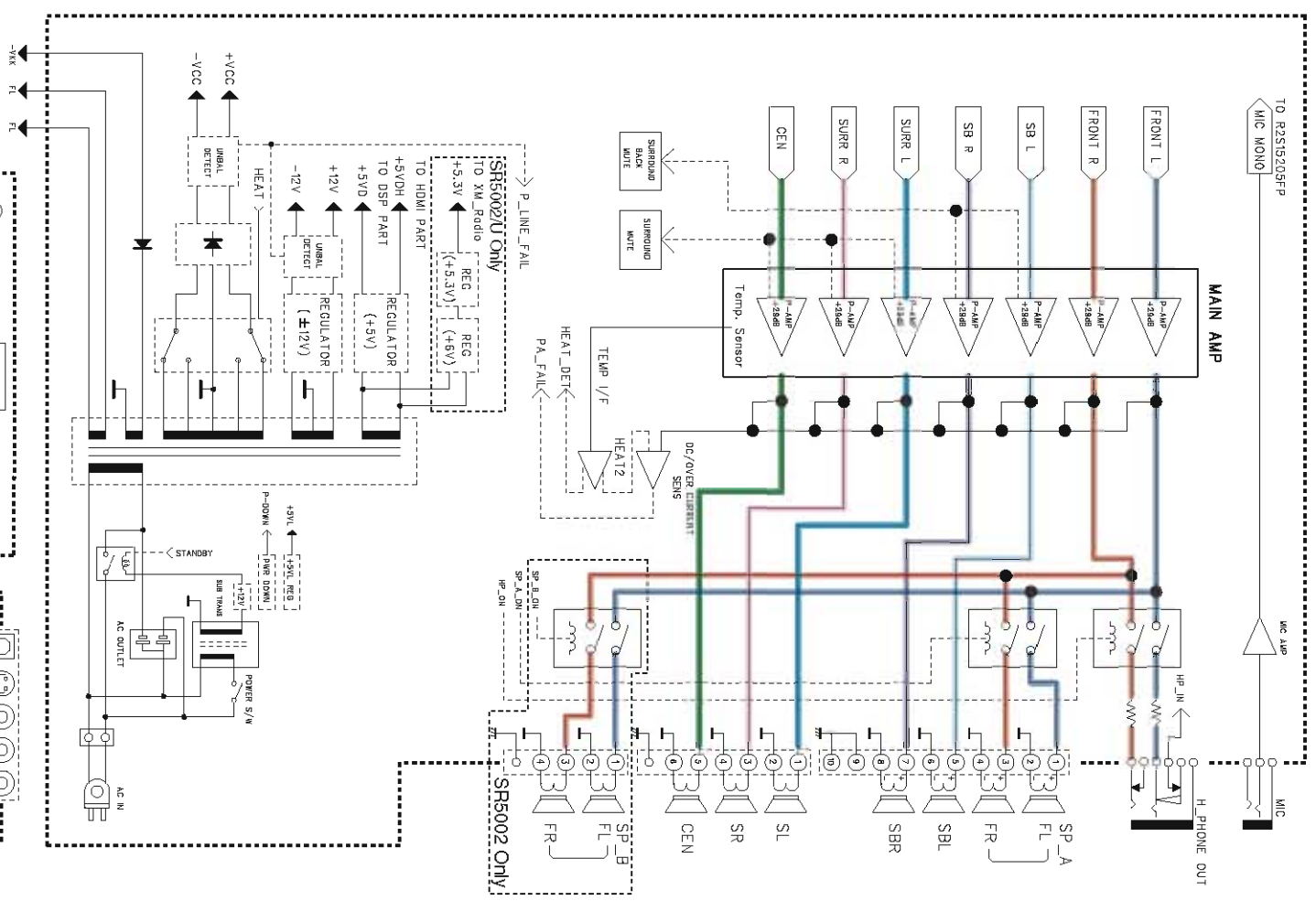
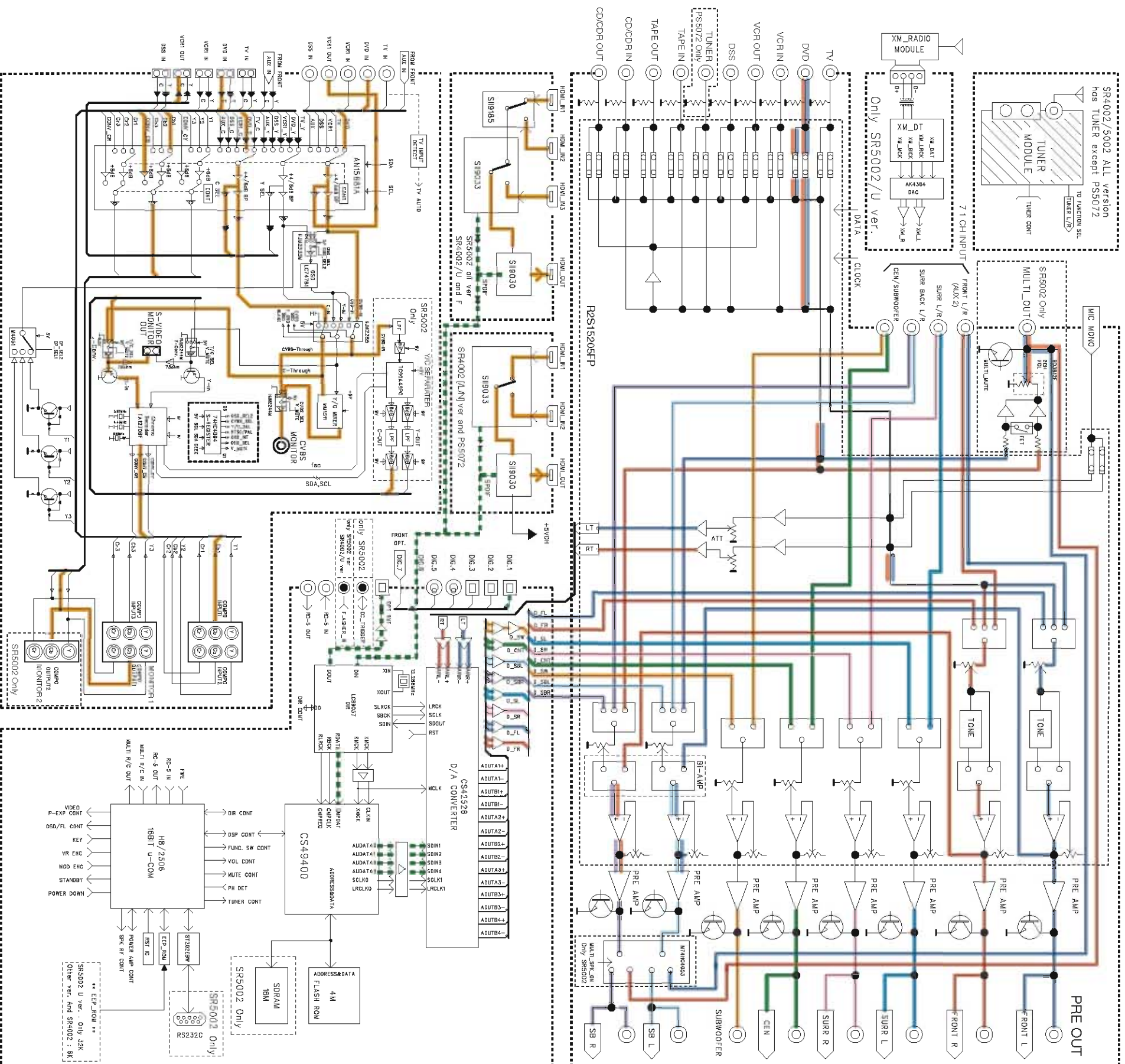
SR4002 / PS5072 Only
DOWNLOADER CONNECTOR PWB

SR5002 Only
COMPONENT 2 PWB

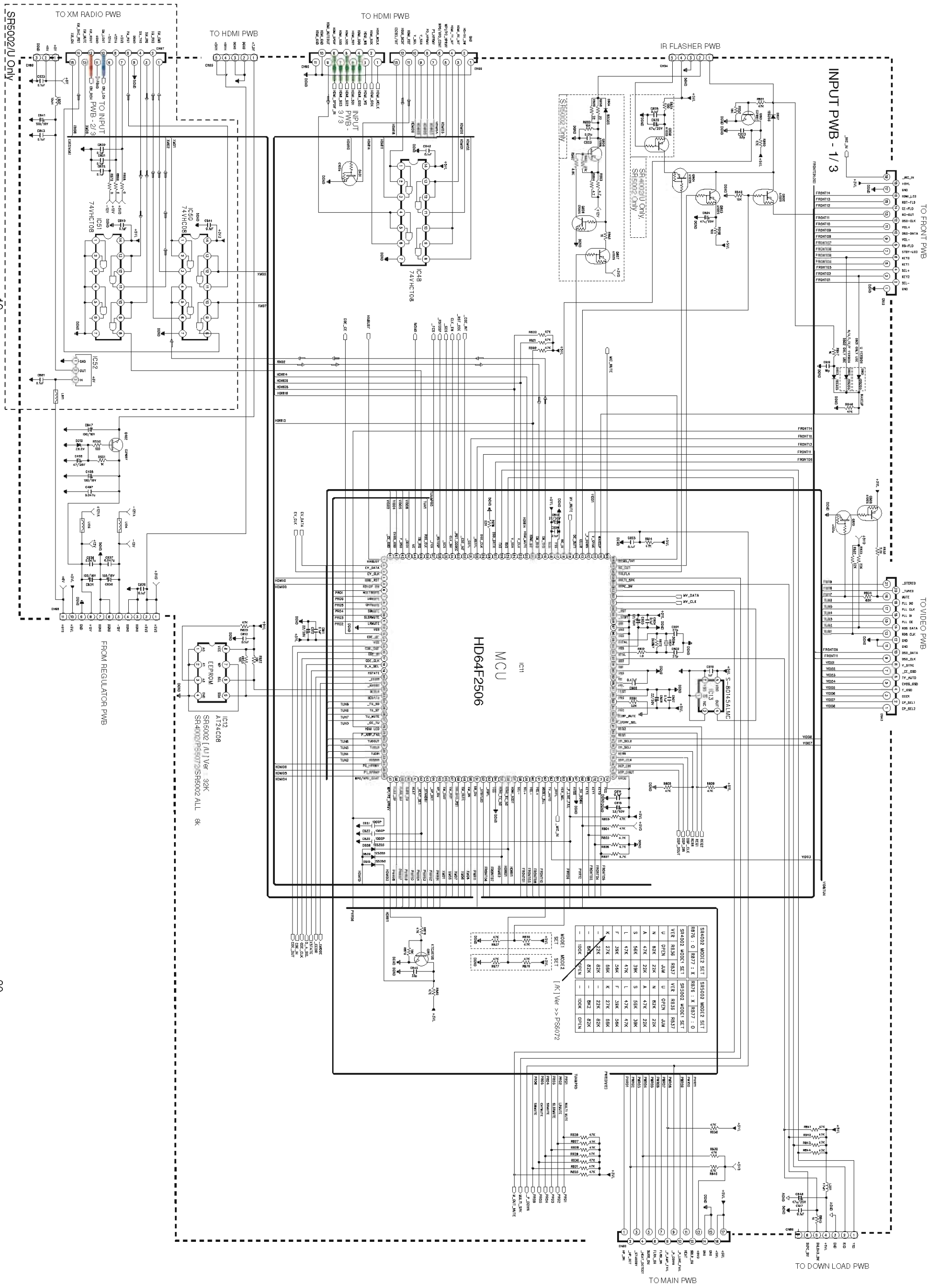
SR4002/SR5002 WIRING DIAGRAM WITH DC VOLTAGE

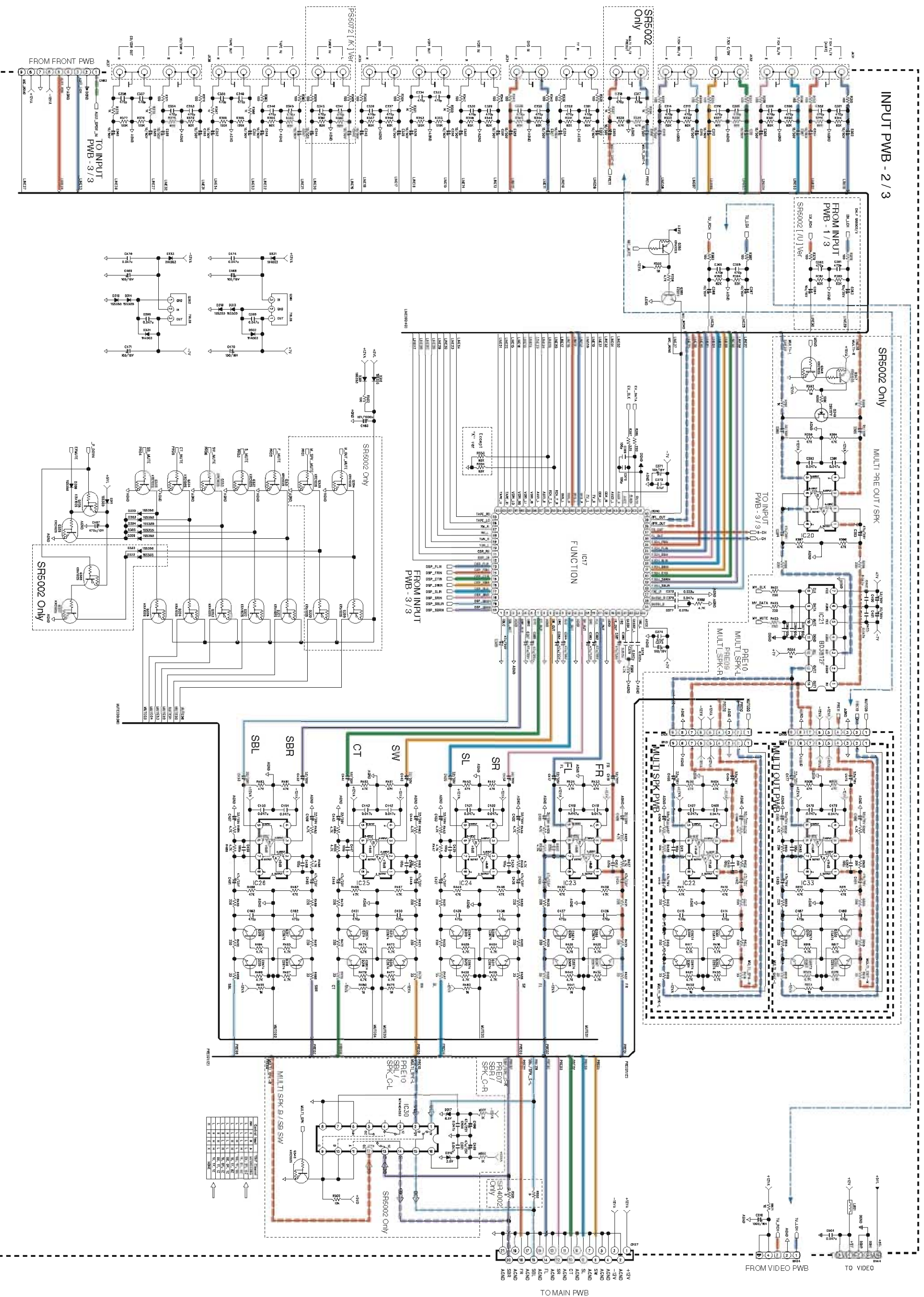


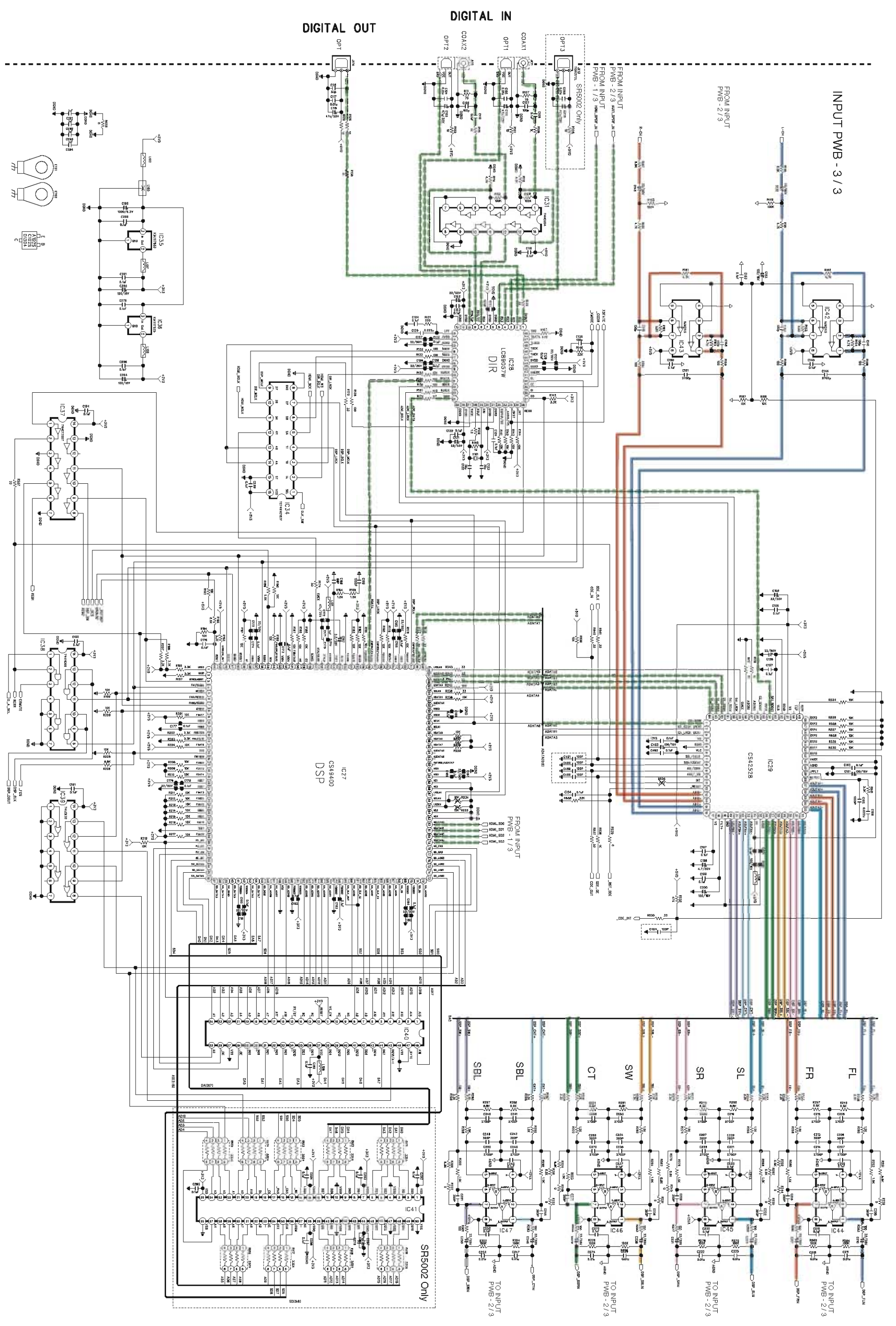
8. BLOCK DIAGRAM



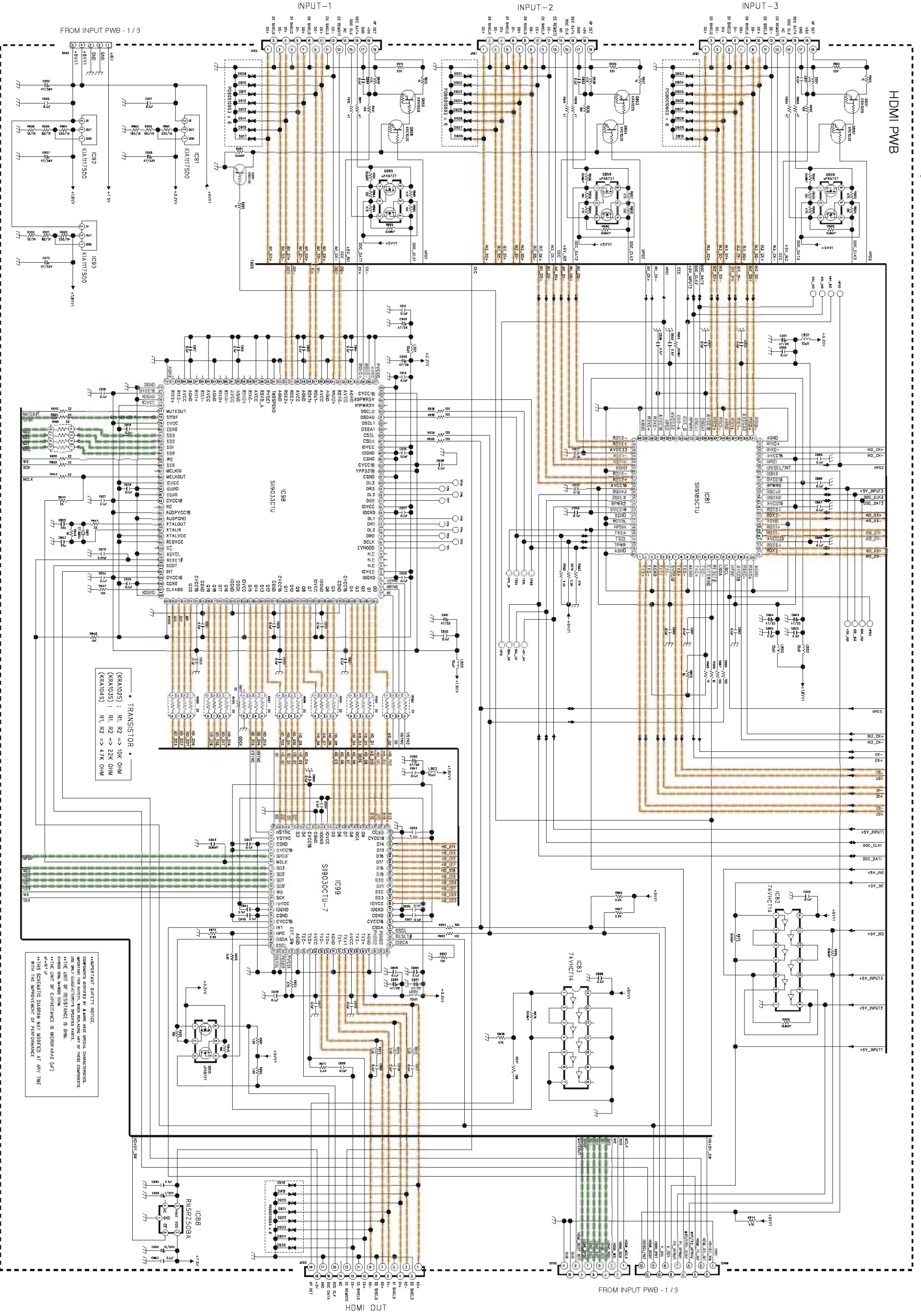
9. SCHEMATIC DIAGRAM







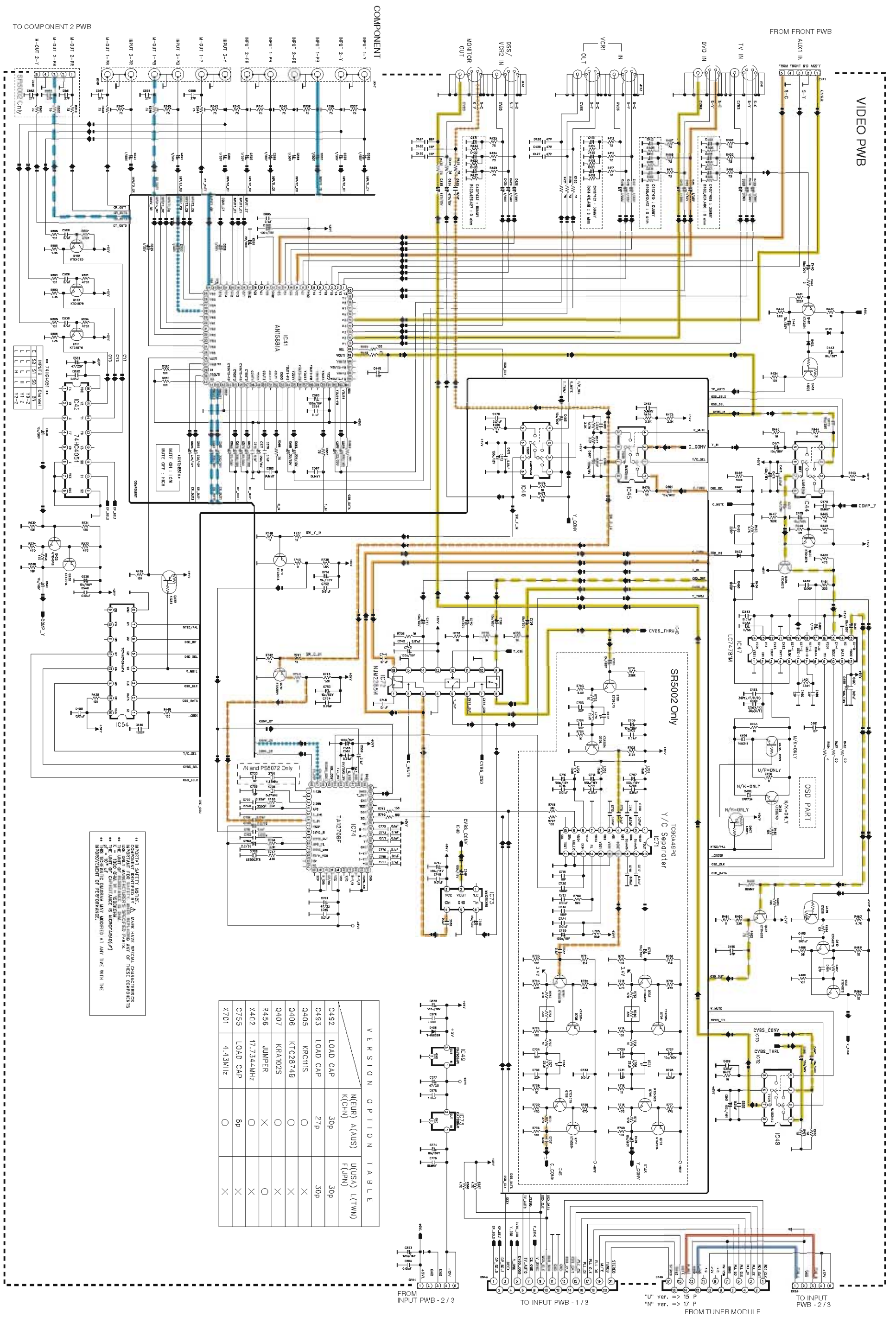
HDMI PWB



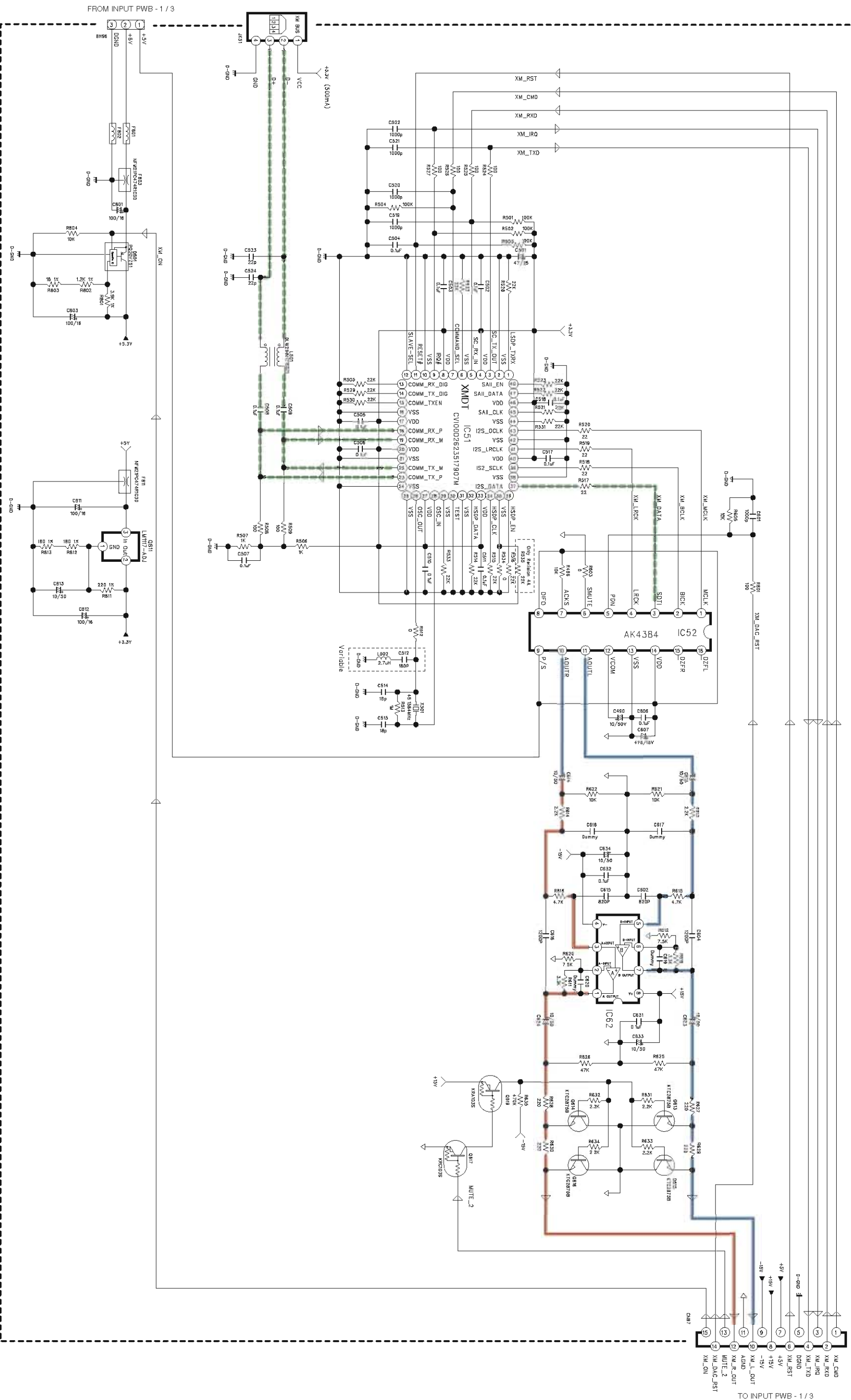
FROM INPUT PWB - 1 / 3

HDMI OUT

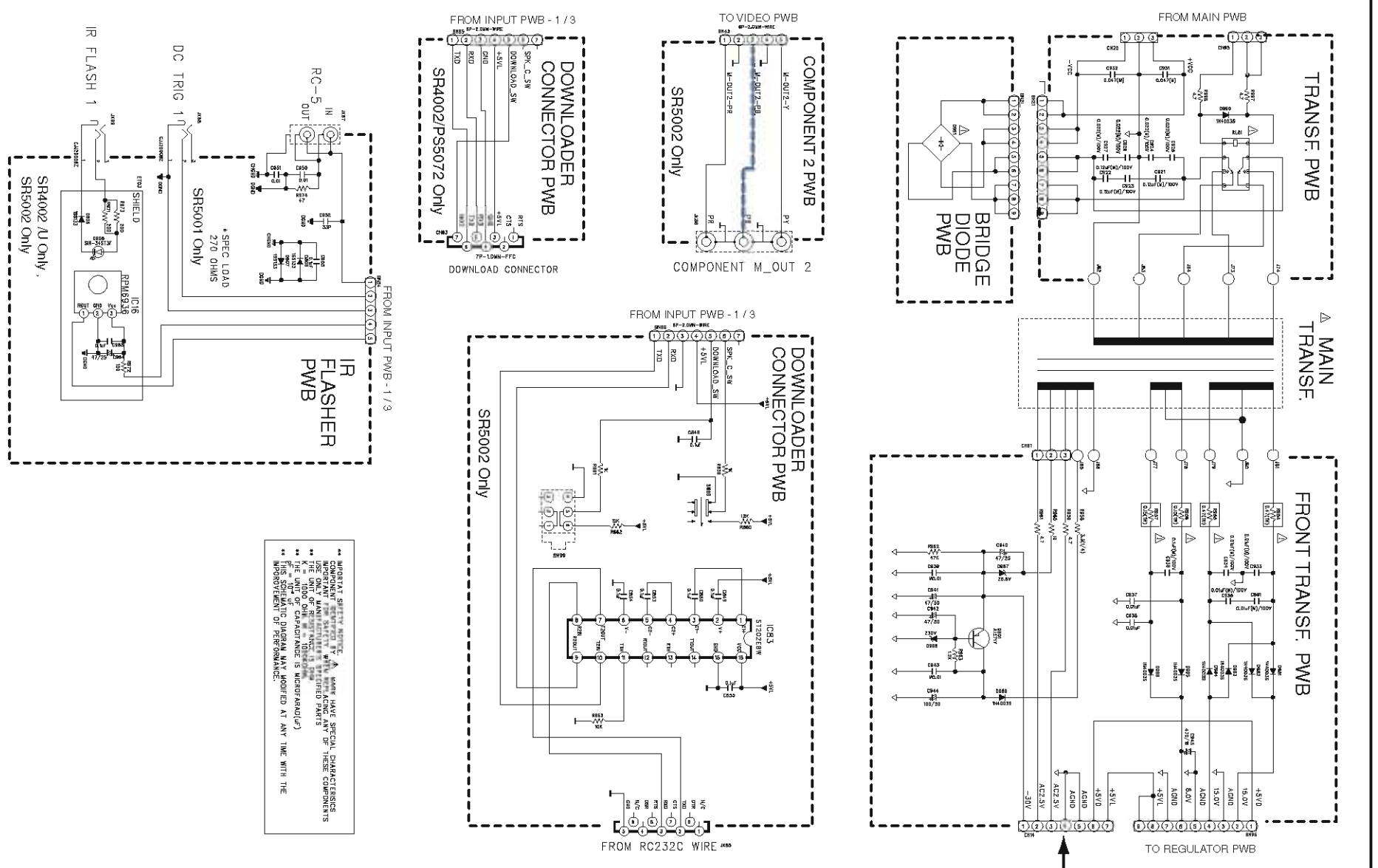
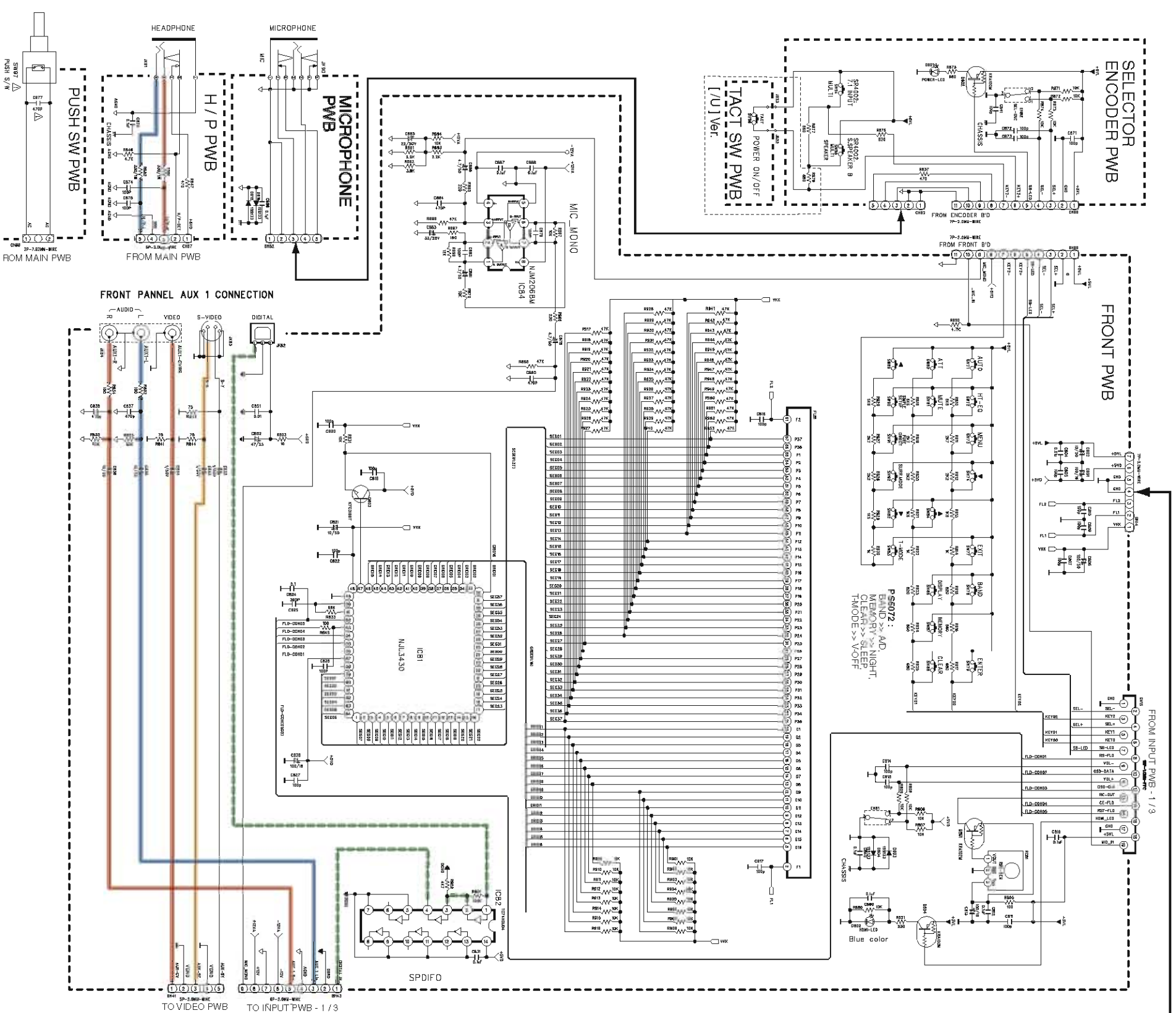
FROM INPUT PWB - 1 / 3



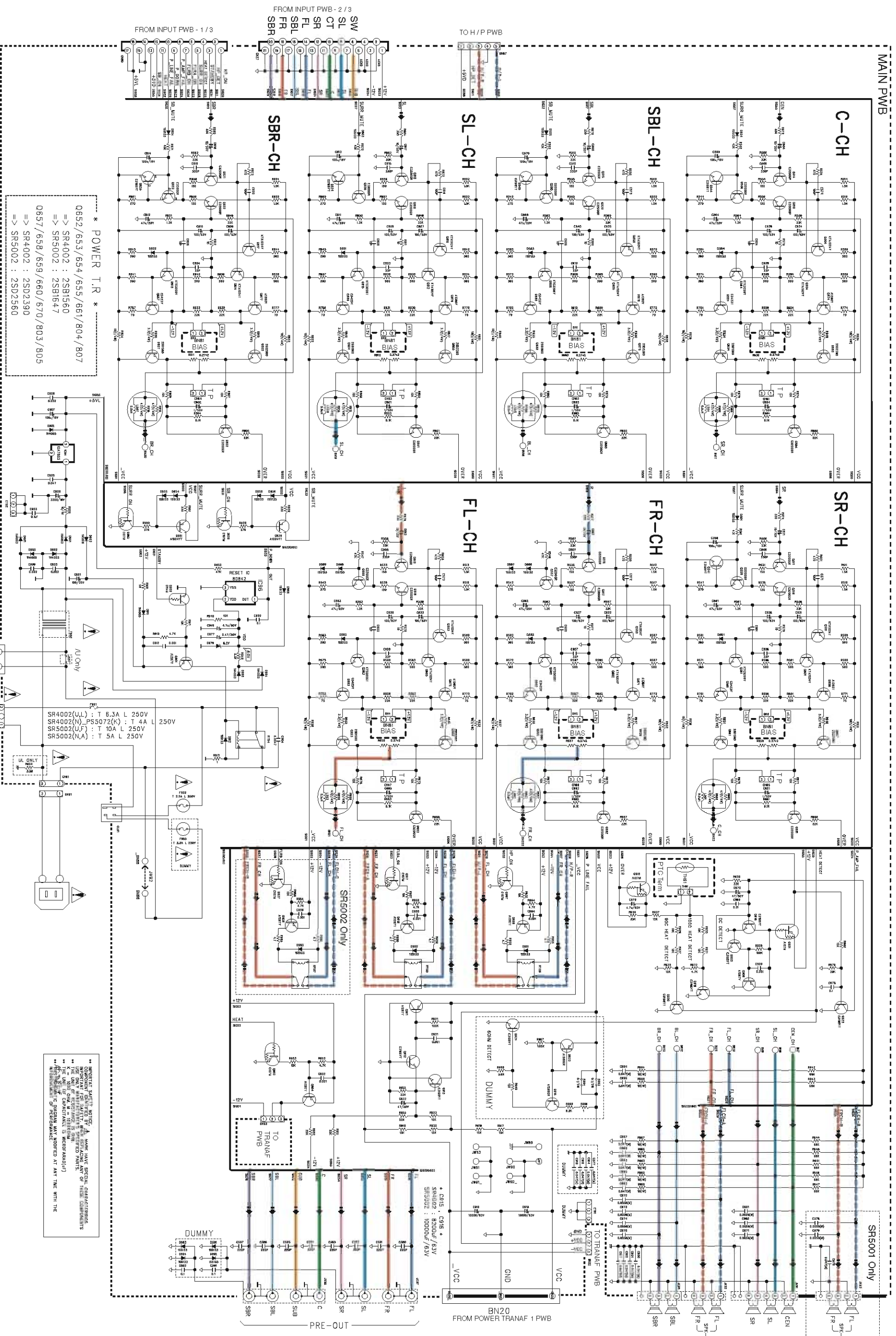
XM RADIO PWB

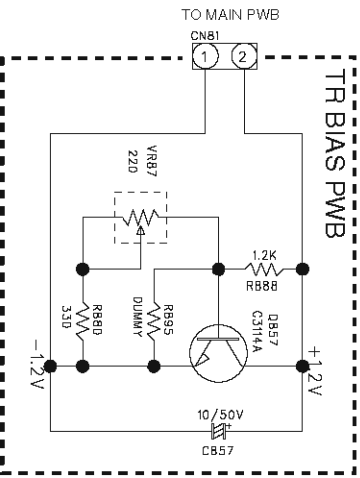
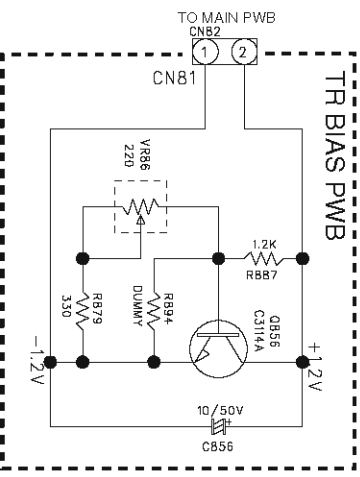
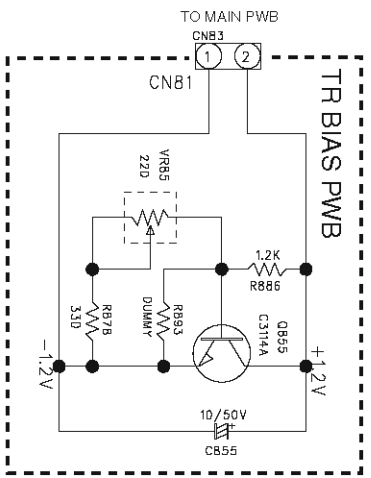
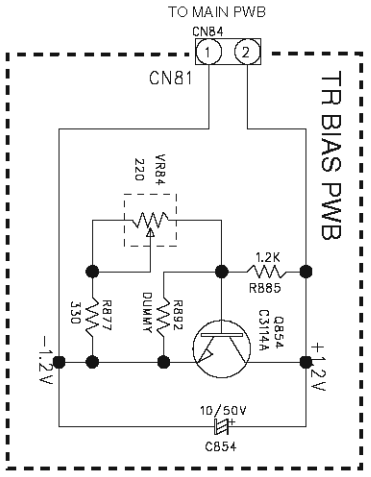
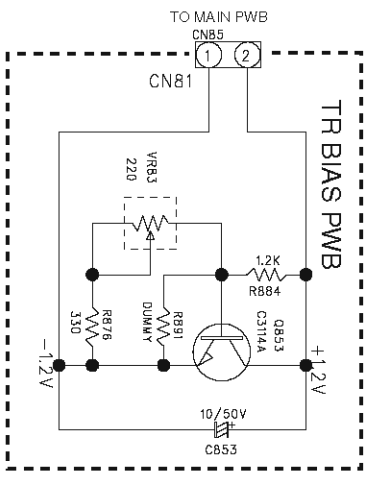
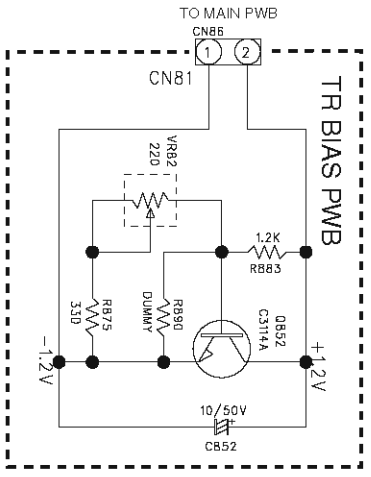
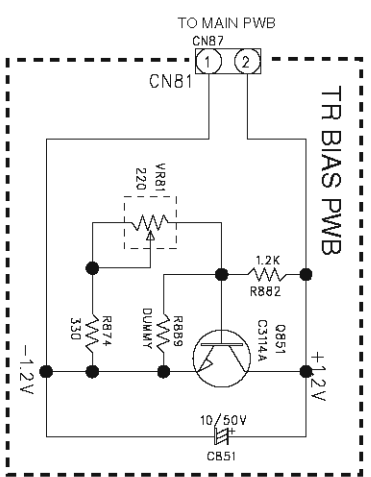


TO INPUT PWB - 1 / 3

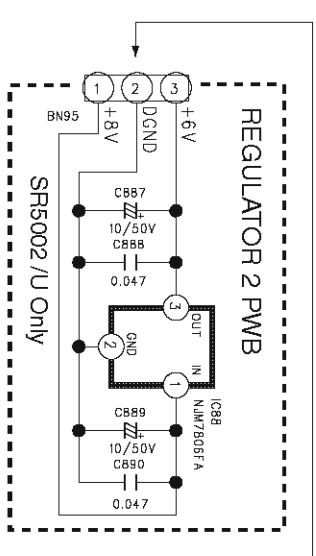
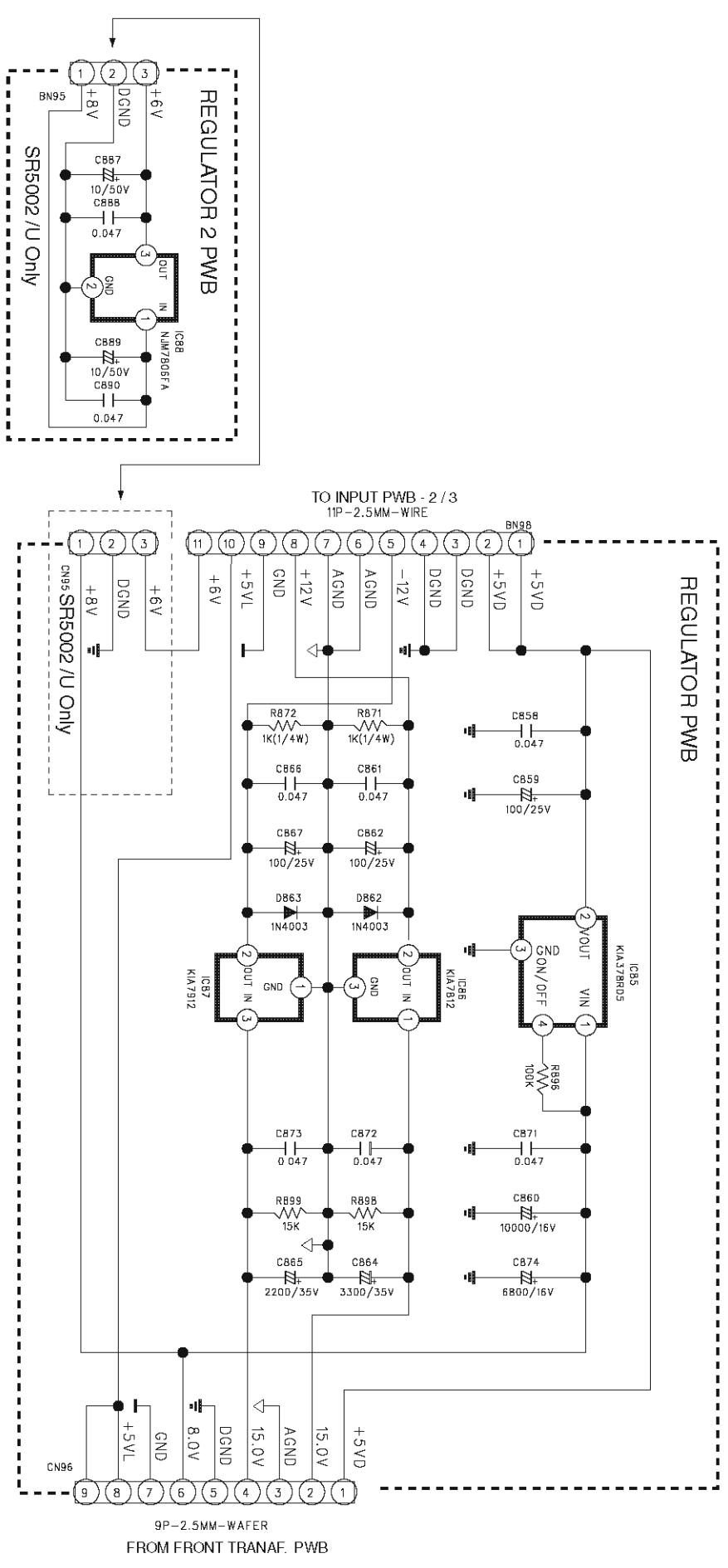


IMPORTANT SATTY NOTE: ALL COMPONENTS SELECTED BY MANUFACTURER SHOULD BE USED ONLY MANUFACTURER'S SPECIFIED PARTS. THE UNIT OF CAPACITANCE IS MICROFARAD(UF). THIS SCHEMATIC DIAGRAM MAY DIFFER AT ANY TIME WITH THE INTRODUCTION OF NEW MANUFACTURERS.






**** IMPORAT SAFETY NOTICE - MARK HAVE SPECIAL CHARACTERISCS. IMPORTANT IDENTIFIED BY USE ONLY MANUFACTURERS SPECIFIED PARTS. ****
**** THE UNIT OF RESISTANCE IS OHM. K = 1000 OHM, M = 1000KOHM. PF = 10⁻⁹ UF ****
**** THIS SCHEMATIC DIAGRAM MAY MODIFIED AT ANY TIME WITH THE IMPROVEMENT OF PERFORMANCE. ****



10. PARTS LOCATION

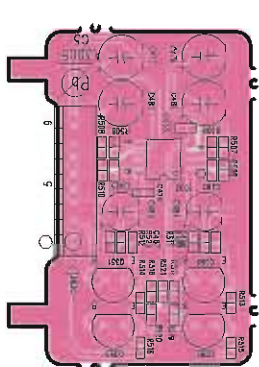


INPUT PWB A

- | | | | | | | | |
|-----------|------|----------------|----------------------------|----------------------------|-----------|-----------|-----------|
| IC31 | IC28 | Q385 Q386 | IC43 | IC47 | IC21 | IC23 | Q305 Q307 |
| IC50 IC51 | IC29 | IC42 | IC44 | IC20 | IC24 | Q306 Q308 | Q309 Q311 |
| IC34 | IC27 | IC45 | IC46 | Q347 - Q349 | IC25 | Q310 Q312 | Q313 Q315 |
| IC37 IC38 | IC41 | IC39 IC36 IC35 | IC47 | Q361 Q362 | IC26 | Q314 Q316 | Q317 Q319 |
| Q401 | IC40 | IC13 | Q809 Q810 | Q328 Q335 - Q331 Q339 Q354 | Q318 Q320 | Q340 | IC30 |
| IC48 | IC40 | IC11 | Q329 Q325 - Q321 Q330 Q355 | Q329 Q325 - Q321 Q330 Q355 | Q318 Q320 | Q340 | IC30 |
| Q811 | IC41 | IC11 | OUT ICRI IN | Q329 Q325 - Q321 Q330 Q355 | Q318 Q320 | Q340 | IC30 |
| Q402 | IC41 | IC11 | OUT DVD | Q329 Q325 - Q321 Q330 Q355 | Q318 Q320 | Q340 | IC30 |
| IC52 | IC41 | IC11 | OUT TV | Q329 Q325 - Q321 Q330 Q355 | Q318 Q320 | Q340 | IC30 |
| Q801 | IC41 | IC11 | OUT MULT | Q329 Q325 - Q321 Q330 Q355 | Q318 Q320 | Q340 | IC30 |
| OUT IN | IC41 | IC11 | OUT BBL/SBR | Q329 Q325 - Q321 Q330 Q355 | Q318 Q320 | Q340 | IC30 |
| BLACK IN | IC41 | IC11 | OUT CT/CW | Q329 Q325 - Q321 Q330 Q355 | Q318 Q320 | Q340 | IC30 |
| BLACK IN | IC41 | IC11 | OUT SL/SR | Q329 Q325 - Q321 Q330 Q355 | Q318 Q320 | Q340 | IC30 |
| OUT IN | IC41 | IC11 | OUT FL/FR | Q329 Q325 - Q321 Q330 Q355 | Q318 Q320 | Q340 | IC30 |

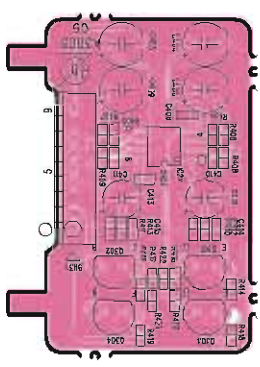
MULTI OUT PWB A (SR5002 Only)

- IC33
- Q350 Q352
- Q351 Q353

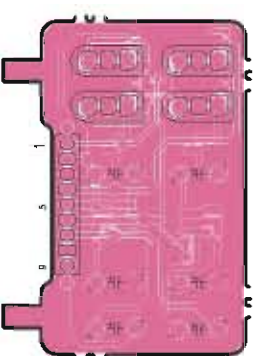


MULTI SPK PWB A (SR5002 Only)

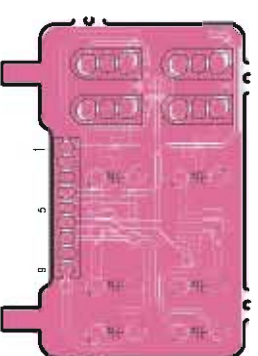
- IC22
- Q301 Q303
- Q302 Q304




MULTI OUT PWB B (SR5002 Only)



MULTI SPK PWB B (SR5002 Only)



INPUT PWB B




鉛フリー半田
半田付けには、鉛フリー半田 (Sn-Ag-Cu) を使用してください。

Lead-free Solder


When soldering, use the Lead-free Solder (Sn-Ag-Cu).

HDMI PWB A (SR4002/SR5072 only)

- IC92 IC99 IC91 IC97 IC98 Q902 - Q907
- Q910 Q908
- IC88 IC95 IC93 IC96 IC94 Q909



HDMI PWB B (SR4002/SR5072 only)



鉛フリー半田


半田付けには、鉛フリー半田 (Sn-Ag-Cu) を使用してください。

Lead-free Solder

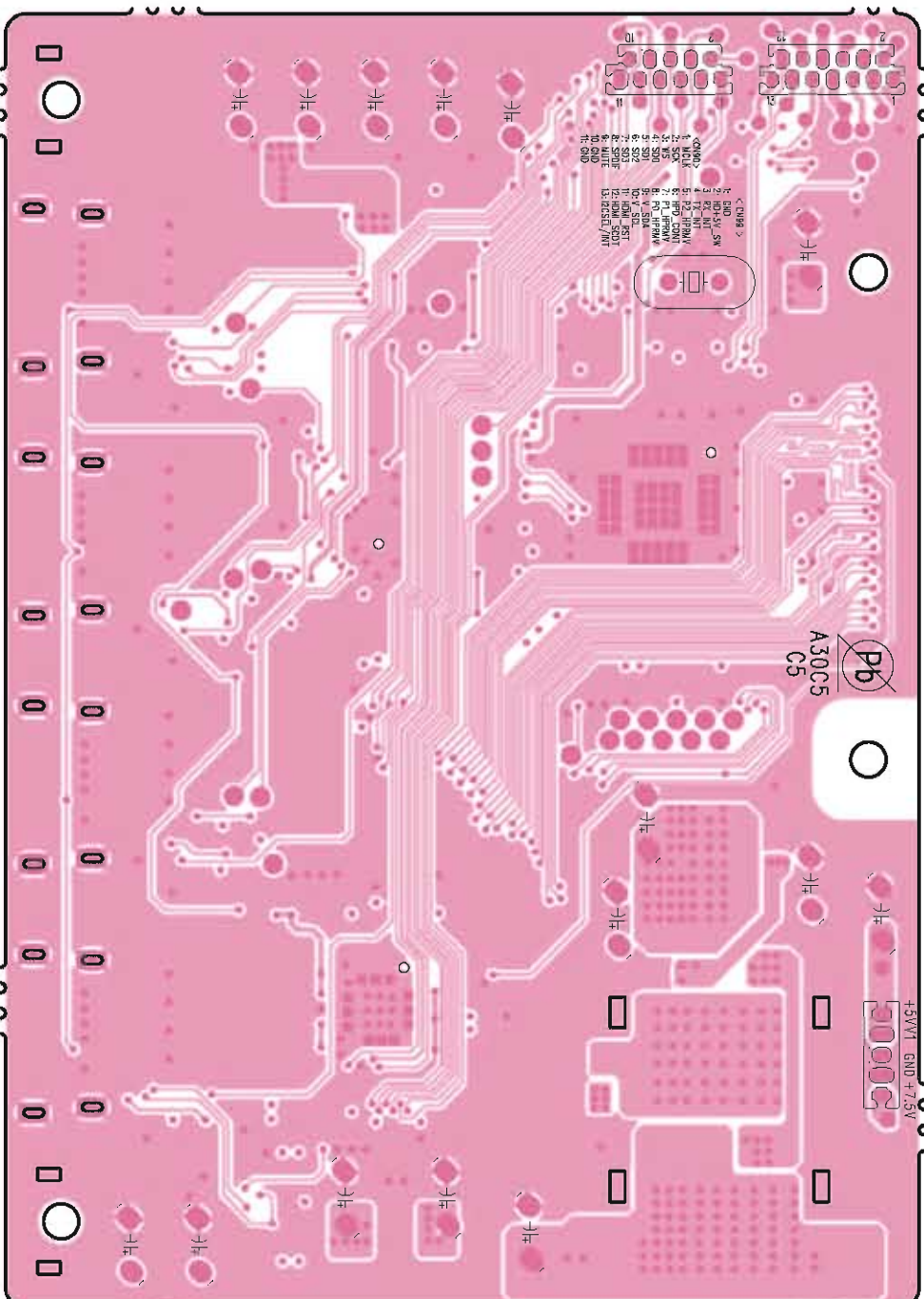
When soldering, use the Lead-free Solder (Sn-Ag-Cu).

HDMI PWB A (SR4002/U, SR5002 only)

- IC98 IC92 IC91
- IC99 IC99 Q852 Q851 Q858
- Q910 Q854 Q853 Q859
- IC88 IC81 IC82
- Q856 Q855 Q860 Q981



HDMI PWB B (SR4002/U, SR5002 only)




鉛フリー半田

半田付けには、鉛フリー半田 (Sn-Ag-Cu) を使用してください。


Lead-free Solder

When soldering, use the Lead-free Solder (Sn-Ag-Cu).

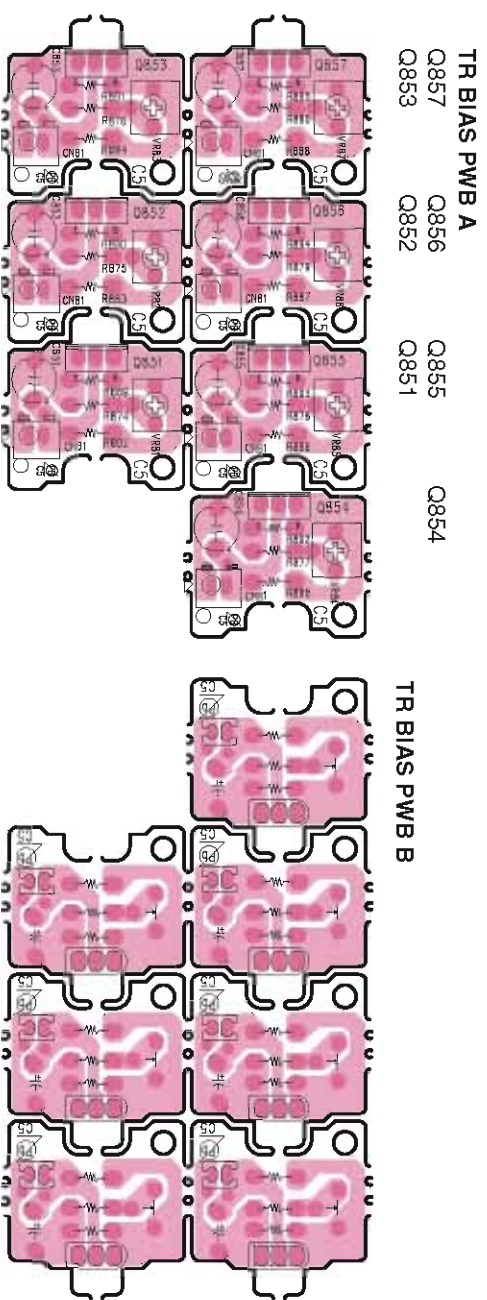


Q916	Q905	Q925	Q924	Q911	Q926	Q927																
Q921	Q906	Q924	Q913	Q918	Q998	Q997																
Q901	Q902	Q915	Q919	Q920	Q914	Q913	Q912															
IC94	Q903	Q904	Q923	Q918	Q918	Q917	Q918	Q917														
Q818	Q819	Q820	Q824	Q514	Q519	Q559	Q544	Q513	Q516	Q556	Q541	Q515	Q520	Q560	Q545	Q512	Q517	Q557	Q821	Q822	Q823	Q825
Q812	Q816	Q813	Q604	Q504	Q564	Q511	Q516	Q501	Q501	Q561	Q603	Q503	Q563	Q605	Q505	Q565	Q602	Q502	Q562	Q814	Q817	Q815
Q876	Q886	Q874	Q884	Q858	Q881	Q872	Q513	Q518	Q563	Q605	Q505	Q565	Q883	Q875	Q885	Q871	Q882	Q877	Q814	Q817	Q815	
Q960	Q961	Q801	Q860	Q654	Q684	Q657	Q681	Q659	Q653	Q670	Q655	Q685	Q652	Q805	Q807	Q802	Q887	Q929	Q928			
Q803	Q804	Q801	Q860	Q654	Q684	Q657	Q681	Q659	Q653	Q670	Q655	Q685	Q652	Q805	Q807	Q802	Q887	Q929	Q928			

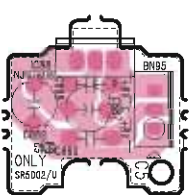
鉛フリー半田
半田付けには、鉛フリー半田
(Sn-Ag-Cu) を使用してください。
Lead-free Solder
When soldering, use the
Lead-free Solder (Sn-Ag-Cu).



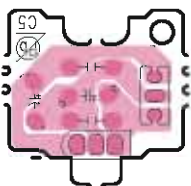
鉛フリー半田
半田付けには、鉛フリー半田
(Sn-Ag-Cu) を使用してください。
Lead-free Solder
When soldering, use the
Lead-free Solder (Sn-Ag-Cu).



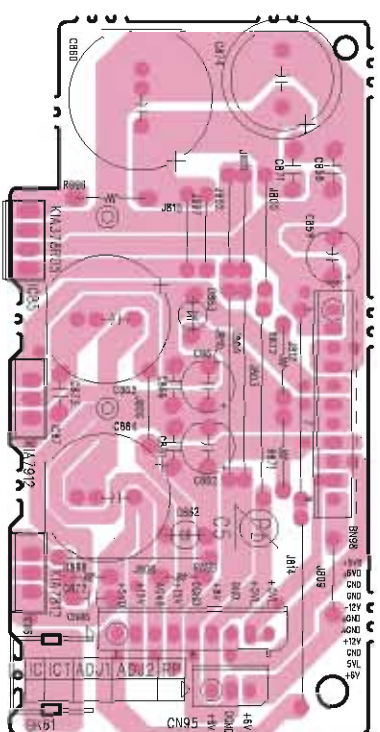
REG. 2 PWB A (SR5002/U only)
IC88



REG. 2 PWB B (SR5002/U only)



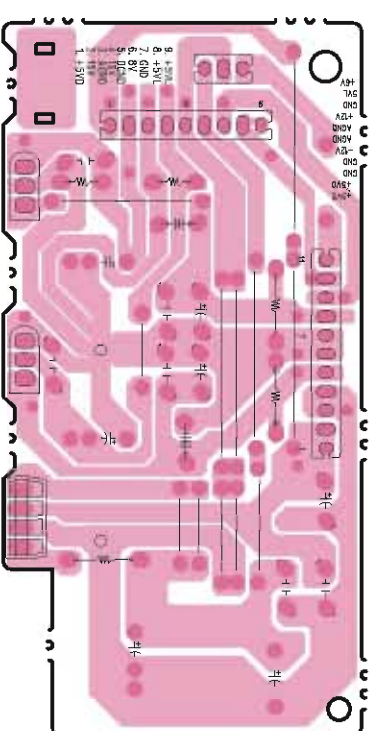
REGULATOR PWB A
IC85



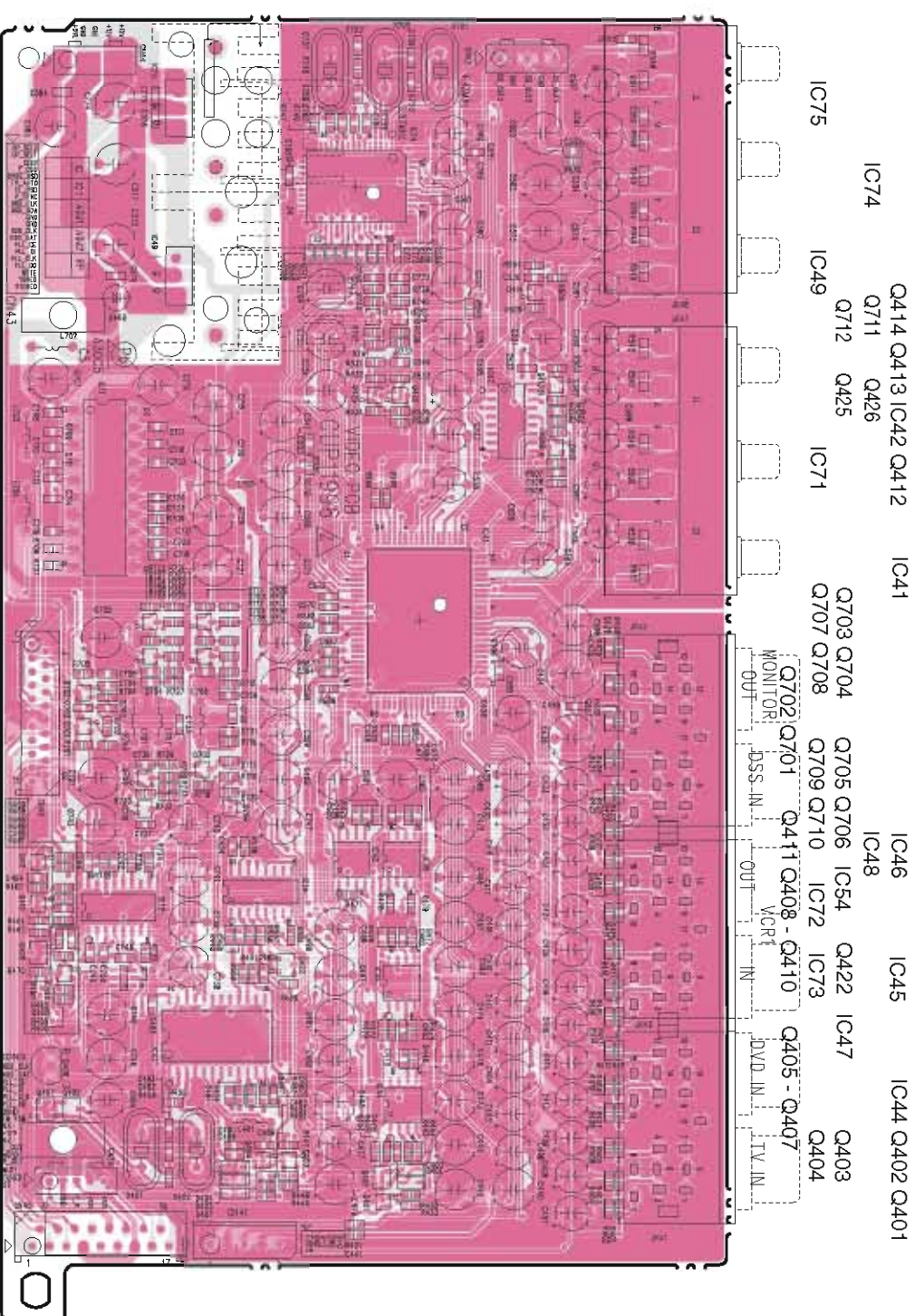
IC87

IC86

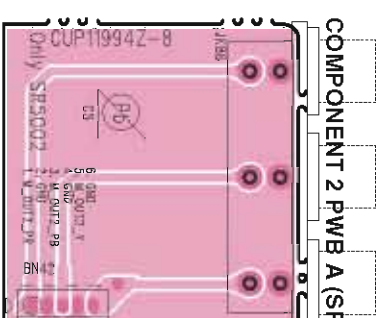
REGULATOR PWB B



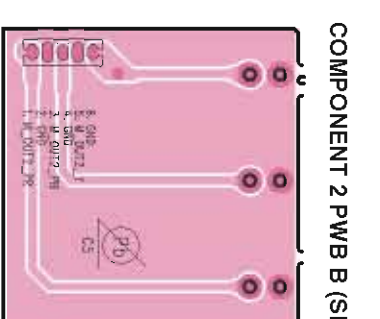
VIDEO PWB A



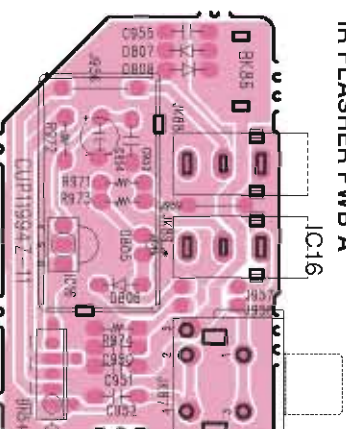
COMPONENT 2 PWB A (SR5002 only)



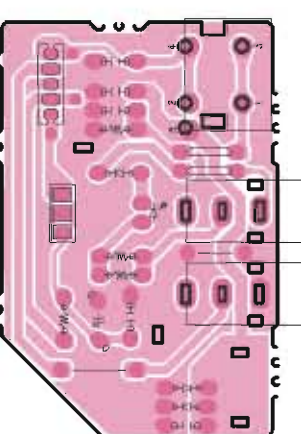
COMPONENT 2 PWB B (SR5002 only)




IR FLASHER PWB A
IC16



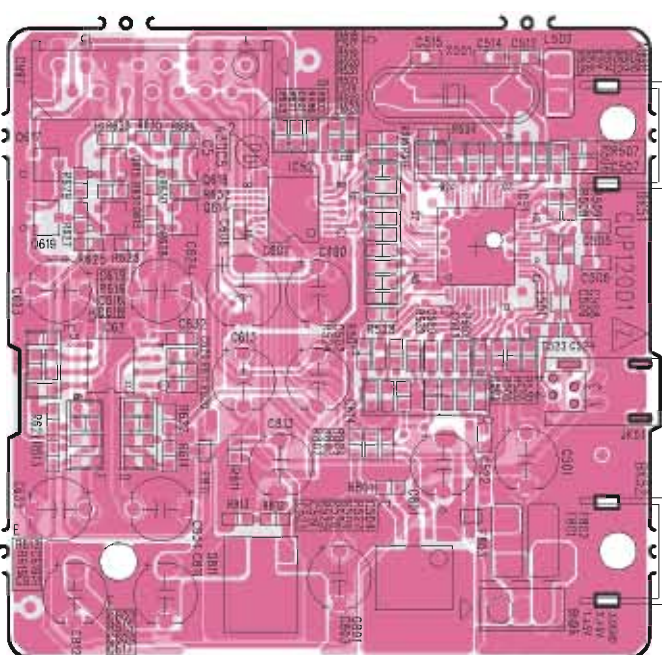
IR FLASHER PWB B



鉛フリー半田
半田付けには、鉛フリー半田 (Sn-Ag-Cu) を使用してください。
Lead-free Solder
When soldering, use the Lead-free Solder (Sn-Ag-Cu).




VIDEO PWB B

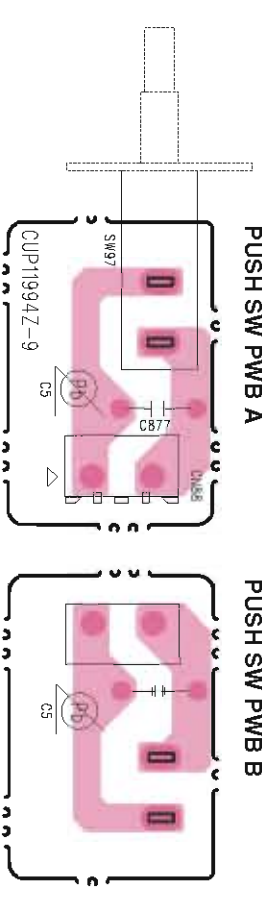


XM RADIO PWB A (SR5002/U only)

IC51
IC52
Q801
Q811
Q613 - Q617 Q619
IC62

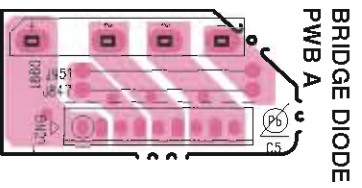


XM RADIO PWB B (SR5002/U only)

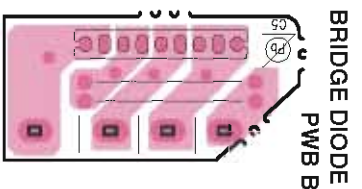


PUSH SW PWB A

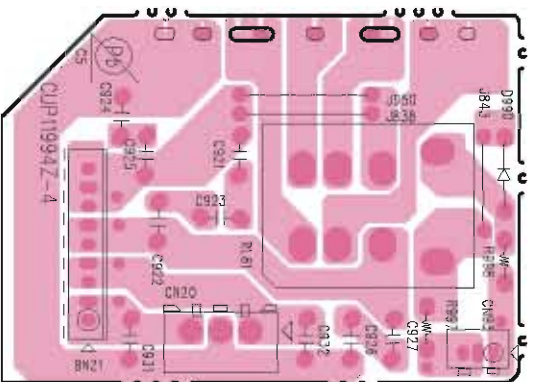
PUSH SW PWB B



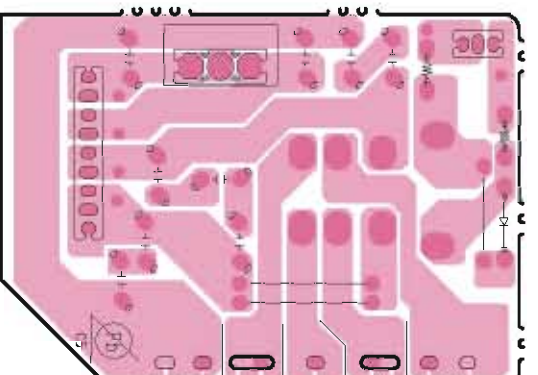
BRIDGE DIODE
PWB A



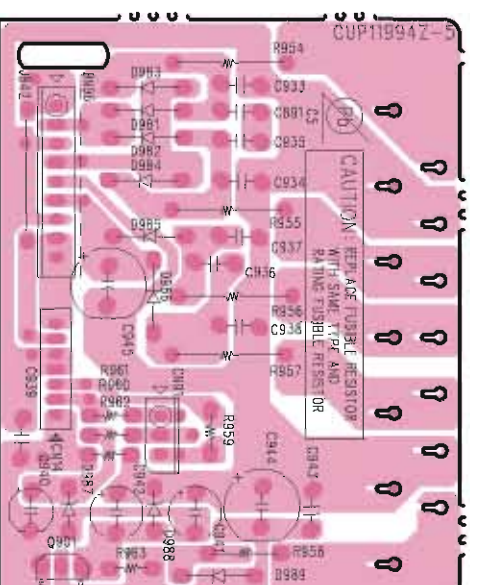
BRIDGE DIODE
PWB B



TRANSF. PWB A

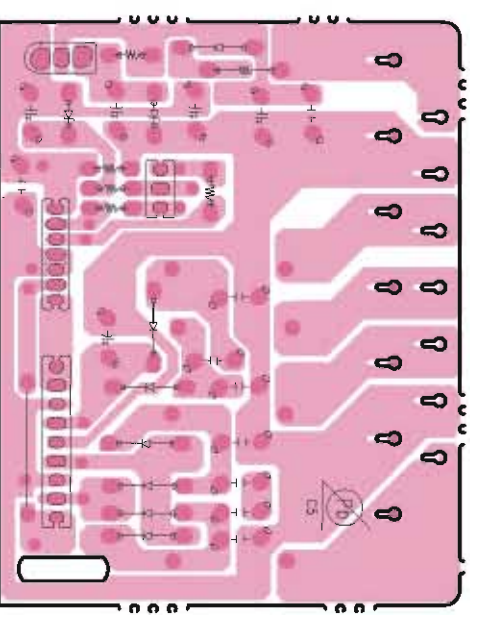


TRANSF. PWB B



FRONT TRANSF. PWB A

Q901

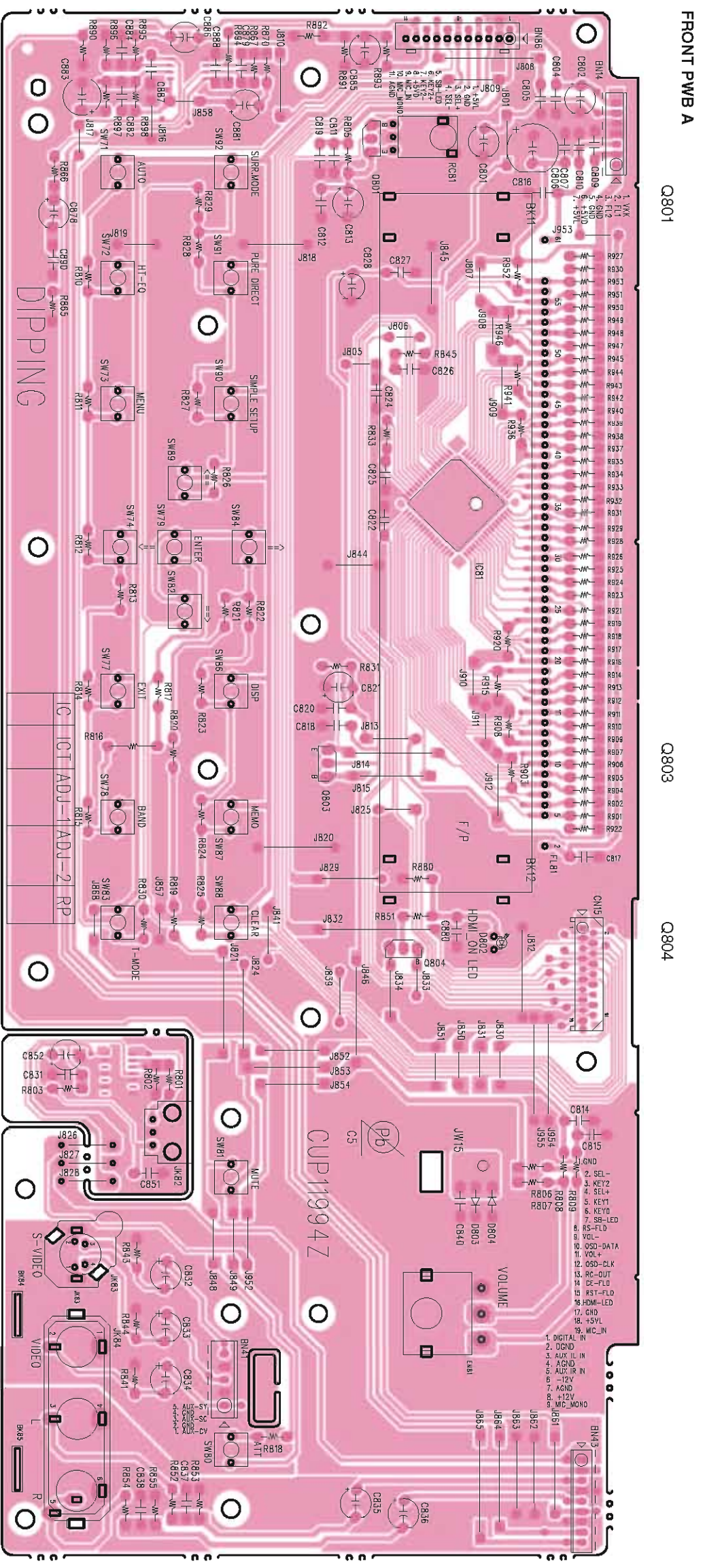


FRONT TRANSF. PWB B

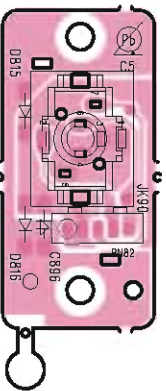
鉛フリー半田
半田付けには、鉛フリー半田 (Sn-Ag-Cu) を使用してください。

Lead-free Solder

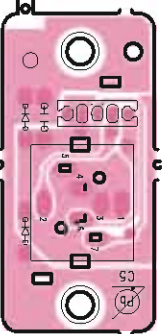
When soldering, use the Lead-free Solder (Sn-Ag-Cu).



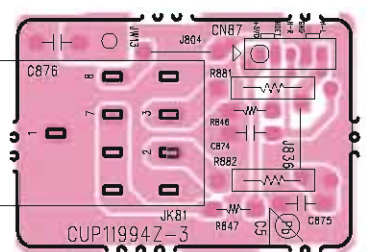
MICROPHONE PWB A



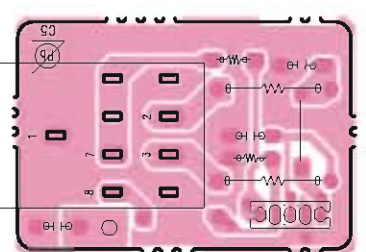
MICROPHONE PWB B



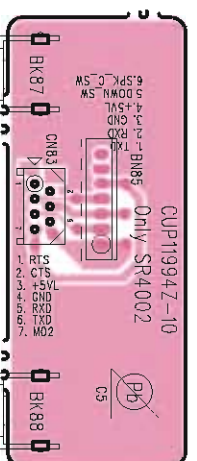
H/P PWB A



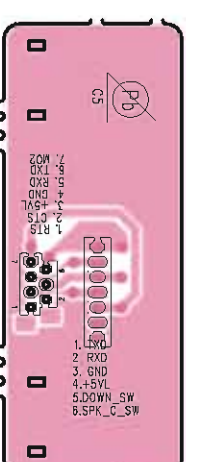
H/P PWB B



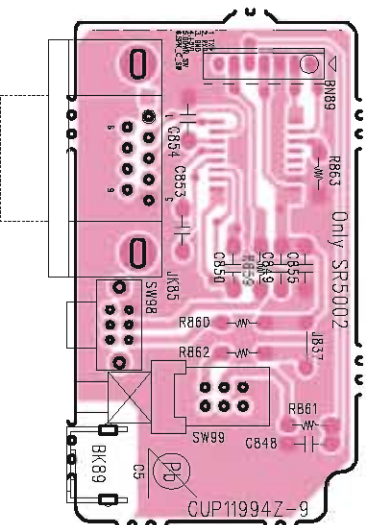
DOWNLOADER CONNECTOR PWB A
(SR4002/PS5072 only)



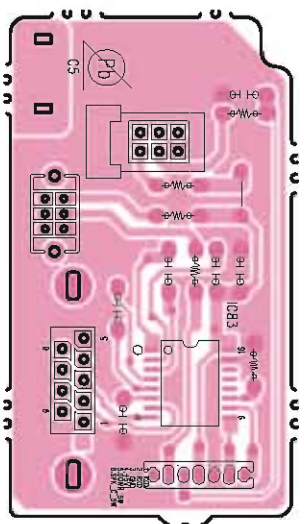
DOWNLOADER CONNECTOR PWB B
(SR4002/PS5072 only)



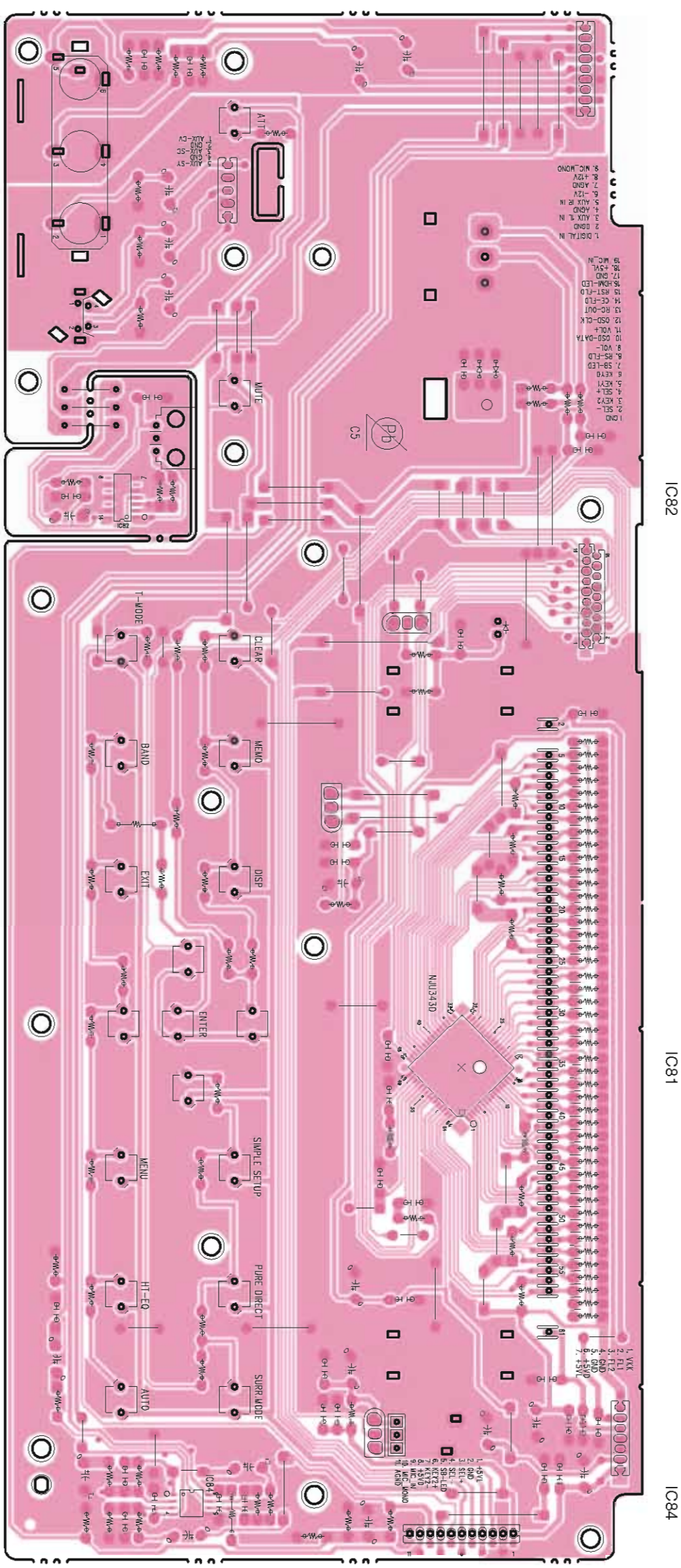
DOWNLOADER CONNECTOR PWB A
(SR5002 only)



DOWNLOADER CONNECTOR PWB B
(SR5002 only)



鉛フリー半田
半田付けには、鉛フリー半田 (Sn-Ag-Cu) を使用してください。
Lead-free Solder
When soldering, use the Lead-free Solder (Sn-Ag-Cu).

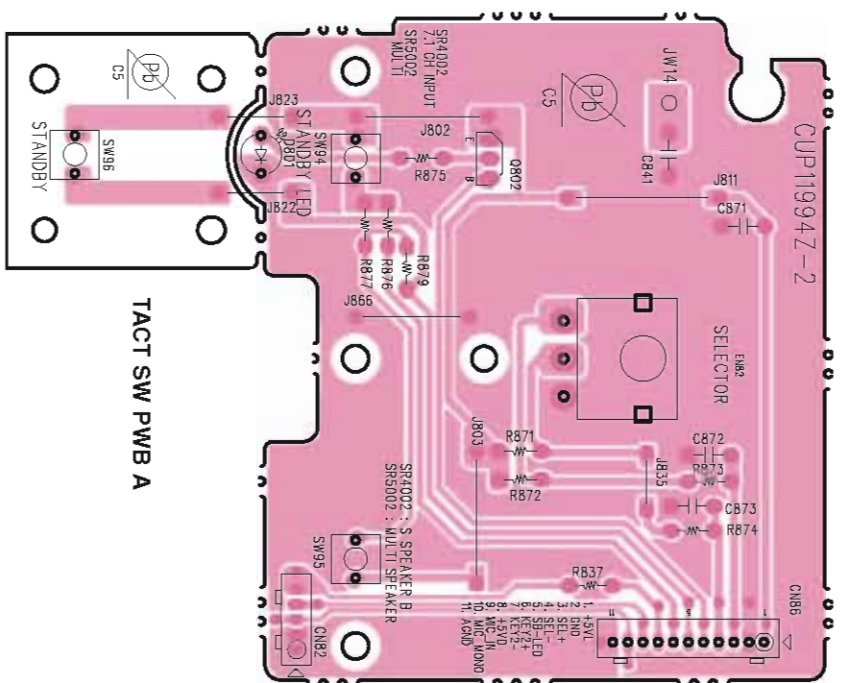


IC82

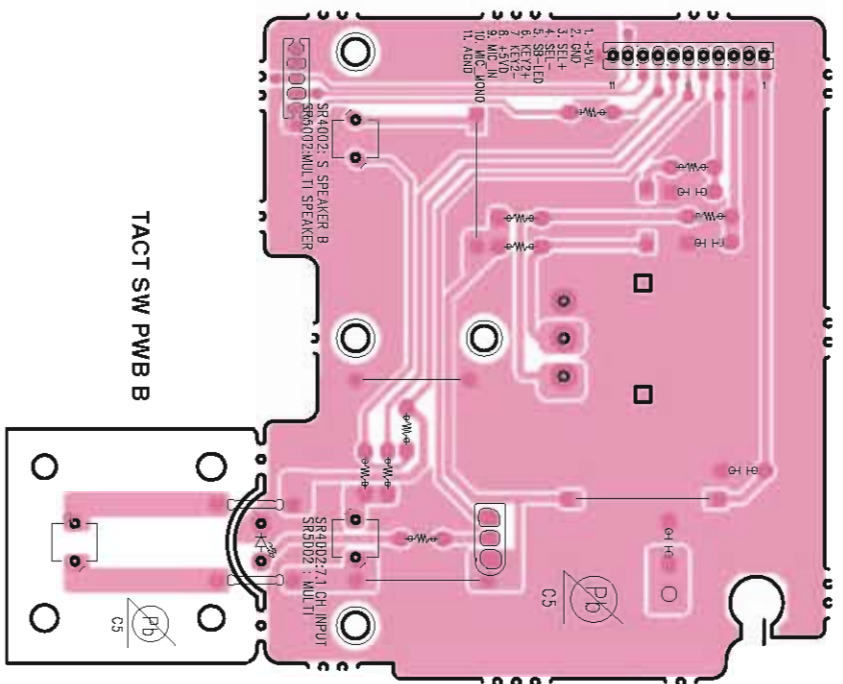
IC81

IC84

SELECTOR ENCODER PWB A
Q802



SELECTOR ENCODER PWB B



TACT SW PWB A

TACT SW PWB B

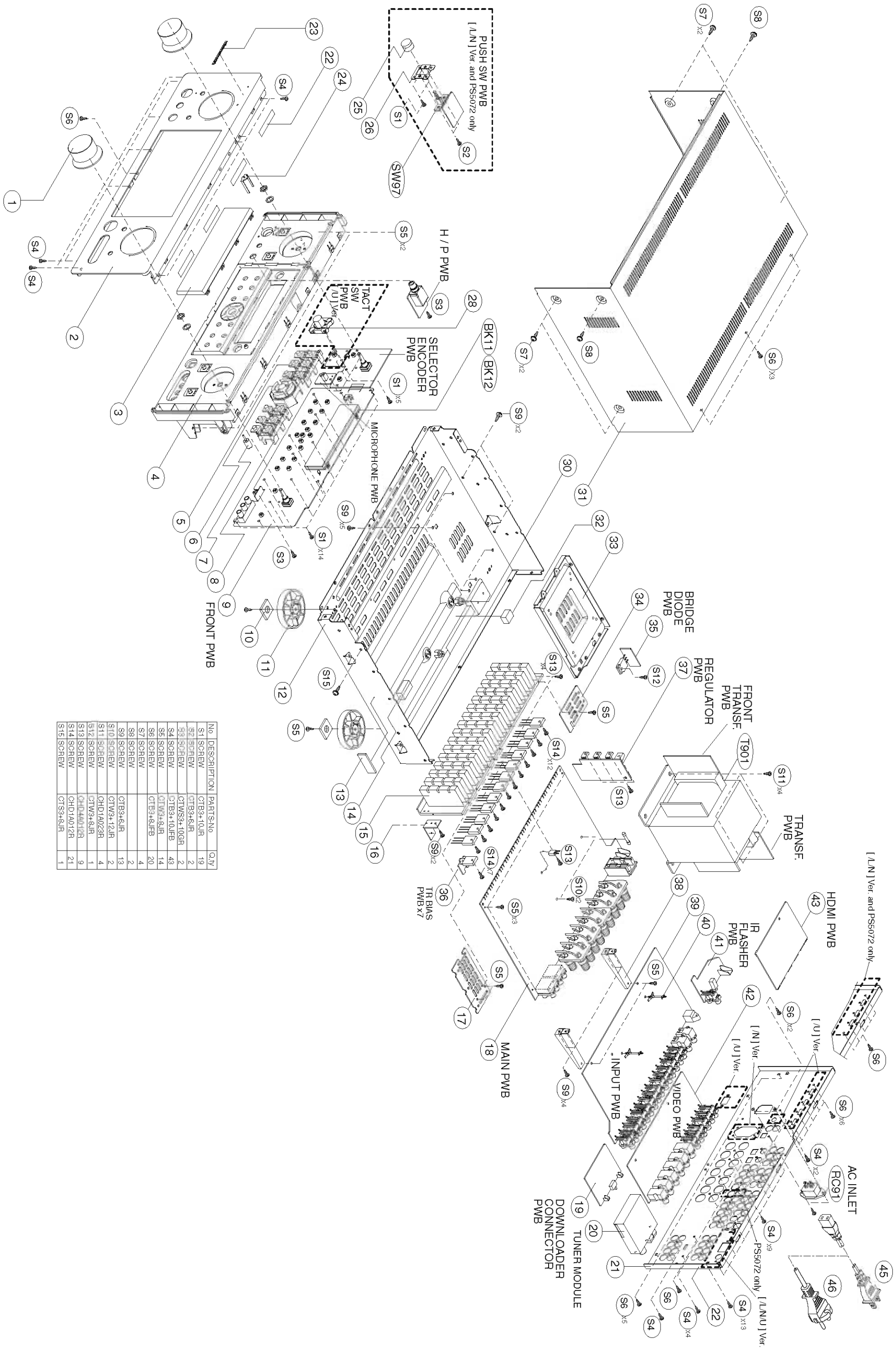
鉛フリー半田

半田付けには、鉛フリー半田 (Sn-Ag-Cu) を使用してください。

Lead-free Solder

When soldering, use the Lead-free Solder (Sn-Ag-Cu).

11. EXPLODED VIEW AND PARTS LIST



No.	DESCRIPTION	PARTS-NO	QTY
S1	SCREW	CTB3+10LR	19
S2	SCREW	CTB3+6JR	2
S3	SCREW	CTWS3+10GR	2
S4	SCREW	CTB3+10LFB	43
S5	SCREW	CTW3+8JR	14
S6	SCREW	CTB3+8LFB	20
S7	SCREW		4
S8	SCREW		2
S9	SCREW	CTB3+6JR	13
S10	SCREW	CTW3+12JR	2
S11	SCREW	CHD1A029R	4
S12	SCREW	CTW3+8JR	1
S13	SCREW	CHD1A019R	9
S14	SCREW	CHD1A012R	21
S15	SCREW	CTB3+8JR	1

P.W.B. NAME	POS. NO.	VERS. COLOR	PART NO. (FOR EUR)	PART NO. (MZ)	PART NAME	DESCRIPTION	
	1	/L1G	nsp	00M27AW154020	KNOB	MASTER KNOB (GOLD)	HGK1A089ZA
	1	/N1B	00M27AW154010	00M27AW154010	KNOB	MASTER KNOB (BLACK)	HGK1A089YA
	1	/N1G	00M27AW154020	00M27AW154020	KNOB	MASTER KNOB (GOLD)	HGK1A089ZA
	1	/N1S	00M27AW154030	00M27AW154030	KNOB	MASTER KNOB (SILVER)	HGK1A089XA
	1	/U1B	nsp	00M27AW154010	KNOB	MASTER KNOB (BLACK)	HGK1A089YA
	2	/L1G	nsp	00M32CW248110	PANEL	FRONT AL PANEL (GOLD)	CKM4A134AAC24
	2	/N1B	00M32CW248010	00M32CW248010	PANEL	FRONT AL PANEL (BLACK)	CKM4A134AAC23
	2	/N1G	00M32CW248110	00M32CW248110	PANEL	FRONT AL PANEL (GOLD)	CKM4A134AAC24
	2	/N1S	00M32CW248210	00M32CW248210	PANEL	FRONT AL PANEL (SILVER)	CKM4A134AAC40
	2	/U1B	nsp	00M32CW248020	PANEL	FRONT AL PANEL (BLACK)	CKM4A134ABC23
	3		00M03CW158010	00M03CW158010	WINDOW	FIP WINDOW	CGU2A346X
	4	/L1G	nsp	00M32CW105120	CHASSIS	FRONT MOLD CHASSIS (GOLD)	CGW3A382RFZD4
	4	/N1B	00M32CW105020	00M32CW105020	CHASSIS	FRONT MOLD CHASSIS (BLACK)	CGW3A382R4ZK92
	4	/N1G	00M32CW105120	00M32CW105120	CHASSIS	FRONT MOLD CHASSIS (GOLD)	CGW3A382RFZD4
	4	/N1S	00M32CW105220	00M32CW105220	CHASSIS	FRONT MOLD CHASSIS (SILVER)	CGW3A382R6ZG13
	4	/U1B	nsp	00M32CW105020	CHASSIS	FRONT MOLD CHASSIS (BLACK)	CGW3A382R4ZK92
	5	/L1G	nsp	00M07BW270120	BUTTON	BUTTON L (GOLD)	CBT1A940RFD4
	5	/N1B	00M07BW270020	00M07BW270020	BUTTON	BUTTON L (BLACK)	CBT1A940K92
	5	/N1G	00M07BW270120	00M07BW270120	BUTTON	BUTTON L (GOLD)	CBT1A940RFD4
	5	/N1S	00M07BW270220	00M07BW270220	BUTTON	BUTTON L (SILVER)	CBT1A940R6G13
	5	/U1B	nsp	00M07BW270020	BUTTON	BUTTON L (BLACK)	CBT1A940K92
	6	/L1G	nsp	00M07BW270110	BUTTON	CURSOR BUTTON (GOLD)	CBT1A939RFZD4
	6	/N1B	00M07BW270010	00M07BW270010	BUTTON	CURSOR BUTTON (BLACK)	CBT1A939ZK92
	6	/N1G	00M07BW270110	00M07BW270110	BUTTON	CURSOR BUTTON (GOLD)	CBT1A939RFZD4
	6	/N1S	00M07BW270210	00M07BW270210	BUTTON	CURSOR BUTTON (SILVER)	CBT1A939R6ZG13
	6	/U1B	nsp	00M07BW270010	BUTTON	CURSOR BUTTON (BLACK)	CBT1A939ZK92
	7		00M03CW355010	00M03CW355010	LENS	HDMI INDICATOR	CGL1A245Z
	8	/L1G	nsp	00M07BW270130	BUTTON	BUTTON R (GOLD)	CBT1A941RFD4
	8	/N1B	00M07BW270030	00M07BW270030	BUTTON	BUTTON R (BLACK)	CBT1A941K92
	8	/N1G	00M07BW270130	00M07BW270130	BUTTON	BUTTON R (GOLD)	CBT1A941RFD4
	8	/N1S	00M07BW270230	00M07BW270230	BUTTON	BUTTON R (SILVER)	CBT1A941R6G13
	8	/U1B	nsp	00M07BW270030	BUTTON	BUTTON R (BLACK)	CBT1A941K92
	9	/L1G	nsp	nsp	PWB ASSY	FRONT PWB ASSY	COP11994N
	9	/N1B	nsp	nsp	PWB ASSY	FRONT PWB ASSY	COP11994N
	9	/N1G	nsp	nsp	PWB ASSY	FRONT PWB ASSY	COP11994N
	9	/N1S	nsp	nsp	PWB ASSY	FRONT PWB ASSY	COP11994M
	9	/U1B	nsp	nsp	PWB ASSY	FRONT PWB ASSY	COP11994U
	10		00M32CW107010	00M32CW107010	SHEET	CUSHION FOOT	CHG1A360
	11	/L1G	nsp	00M243W057010	LEG	LEG GOLD/BLACK	CKL2A042H11
	11	/N1B	00M243W057010	00M243W057010	LEG	LEG GOLD/BLACK	CKL2A042H11
	11	/N1G	00M243W057010	00M243W057010	LEG	LEG GOLD/BLACK	CKL2A042H11
	11	/N1S	00M243W057210	00M243W057210	LEG	LEG FOR SILVER	CKL2A042H46
	11	/U1B	nsp	00M243W057010	LEG	LEG GOLD/BLACK	CKL2A042H11
	12		nsp	nsp	CHASSIS	CHASSIS BOTTOM	CUA4A247
	13		nsp	nsp	BUFFER	CUSHION SUPPORT	CHG1A305
	14		nsp	nsp	BUFFER	H=9.5(15X20)	CHG1A104
	15		nsp	nsp	HEATSINK	HEATSINK	CMY2A266
	16		nsp	nsp	BRACKET	BRACKET PWB AG-D8900	CMD1A417
	17	/L1G	nsp	nsp	PWB	SUPPORT PWB	COP11994N-12
	17	/N1B	nsp	nsp	PWB	SUPPORT PWB	COP11994N-12
	17	/N1G	nsp	nsp	PWB	SUPPORT PWB	COP11994N-12
	17	/N1S	nsp	nsp	PWB	SUPPORT PWB	COP11994M-12
	17	/U1B	nsp	nsp	PWB	SUPPORT PWB	COP11994U-12
	18	/L1G	nsp	nsp	PWB ASSY	MAIN PWB ASSY	COP11999L
	18	/N1B	nsp	nsp	PWB ASSY	MAIN PWB ASSY	COP11999N
	18	/N1G	nsp	nsp	PWB ASSY	MAIN PWB ASSY	COP11999N
	18	/N1S	nsp	nsp	PWB ASSY	MAIN PWB ASSY	COP11999N
	18	/U1B	nsp	nsp	PWB ASSY	MAIN PWB ASSY	COP11999U
	19	/L1G	nsp	nsp	PWB ASSY	DOWNLOAD PWB ASSY	COP11994N-9
	19	/N1B	nsp	nsp	PWB ASSY	DOWNLOAD PWB ASSY	COP11994N-9
	19	/N1G	nsp	nsp	PWB ASSY	DOWNLOAD PWB ASSY	COP11994N-9
	19	/N1S	nsp	nsp	PWB ASSY	DOWNLOAD PWB ASSY	COP11994M-9
	19	/U1B	nsp	nsp	PWB ASSY	DOWNLOAD PWB ASSY	COP11994U-9
	20	/L1G	nsp	90M-AV000410R	TUNER	TUNER MODULE (USA)	CNVMB014MA08L
	20	/N1B	90M-AV000400R	90M-AV000400R	TUNER	TUNER MODULE(EUR)	CNVMB114MA18L
	20	/N1G	90M-AV000400R	90M-AV000400R	TUNER	TUNER MODULE(EUR)	CNVMB114MA18L
	20	/N1S	90M-AV000400R	90M-AV000400R	TUNER	TUNER MODULE(EUR)	CNVMB114MA18L

NOTE *nsp* PART IS LISTED FOR REFERENCE ONLY, MARANTZ WILL NOT SUPPLY THESE PARTS

P.W.B. NAME	POS. NO.	VERS. COLOR	PART NO. (FOR EUR)	PART NO. (MZ)	PART NAME	DESCRIPTION	
	20	/U1B	nsp	90M-AV000570R	TUNER	MODULE TUNER USA	CNVMB014MA08LS
	21	/L1G	nsp	nsp	PANEL	PANEL REAR SR4002/L	CKF5A333Z
	21	/N1B	nsp	nsp	PANEL	PANEL REAR SR4002/N	CKF1A333Z
	21	/N1G	nsp	nsp	PANEL	PANEL REAR SR4002/N	CKF1A333Z
	21	/N1S	nsp	nsp	PANEL	PANEL REAR SR4002/N	CKF1A333Z
	21	/U1B	nsp	nsp	PANEL	PANEL REAR SR4002/U	CKF2A333Z
	22		nsp	nsp	TAPE	TAPE HEMELON	CHS1A032
	23	/L1G	nsp	00M24AW251010	BADGE	NEW MZ BADGE	CGB1A117
	23	/N1B	00M24AW251010	00M24AW251010	BADGE	NEW MZ BADGE	CGB1A117
	23	/N1G	00M24AW251010	00M24AW251010	BADGE	NEW MZ BADGE	CGB1A117
	23	/N1S	00M24AW251020	00M24AW251020	BADGE	NEW MZ BADGE SILVER	CGB1A117G
	23	/U1B	nsp	00M24AW251010	BADGE	NEW MZ BADGE	CGB1A117
	24		00M27AW355010	00M27AW355010	LENS	STANDBY LENS	CGL1A216
	25	/L1G	nsp	00M27AW270140	BUTTON	POWER SW BUTTON (GOLD)	CBC1A146RFD4
	25	/N1B	00M27AW270040	00M27AW270040	BUTTON	POWER SW BUTTON (BLACK)	CBC1A146K92
	25	/N1G	00M27AW270140	00M27AW270140	BUTTON	POWER SW BUTTON (GOLD)	CBC1A146RFD4
	25	/N1S	00M27AW270240	00M27AW270240	BUTTON	POWER SW BUTTON (SILVER)	CBC1A146R6G13
	26	/L1G	nsp	nsp	BRACKET	POWER SW BRACKET	CMD1A493
	26	/N1B	nsp	nsp	BRACKET	POWER SW BRACKET	CMD1A493
	26	/N1G	nsp	nsp	BRACKET	POWER SW BRACKET	CMD1A493
	26	/N1S	nsp	nsp	BRACKET	POWER SW BRACKET	CMD1A493
	28	/U1B	nsp	00M27AW270030	BUTTON	POWER SW BUTTON TACT (BLACK)	CBT1A877K92
	30		nsp	nsp	HOLDER	HOLDER PWB	CHE170
	32		nsp	nsp	BUFFER	RUBBER H=16 (15X20)	CHG1A160
	33		nsp	nsp	BRACKET	BRACKET TRANS	CMD2A487
	34	/L1G	nsp	nsp	PWB	SUPPORT PWB	COP11994N-13
	34	/N1B	nsp	nsp	PWB	SUPPORT PWB	COP11994N-13
	34	/N1G	nsp	nsp	PWB	SUPPORT PWB	COP11994N-13
	34	/N1S	nsp	nsp	PWB	SUPPORT PWB	COP11994M-13
	34	/U1B	nsp	nsp	PWB	SUPPORT PWB	COP11994U-13
	35	/L1G	nsp	nsp	PWB ASSY	BRIDGE DIODE PWB ASSY	COP11994N-7
	35	/N1B	nsp	nsp	PWB ASSY	BRIDGE DIODE PWB ASSY	COP11994N-7
	35	/N1G	nsp	nsp	PWB ASSY	BRIDGE DIODE PWB ASSY	COP11994N-7
	35	/N1S	nsp	nsp	PWB ASSY	BRIDGE DIODE PWB ASSY	COP11994M-7
	35	/U1B	nsp	nsp	PWB ASSY	BRIDGE DIODE PWB ASSY	COP11994U-7
	36		nsp	nsp	PWB ASSY	TR BIAS PWB ASSY	COP12000B
	37		nsp	nsp	PWB ASSY	REGULATOR PWB ASSY	COP12000B
	38		nsp	nsp	BRACKET	HEAT SINK BRACKET	CMD1A587
	39	/L1G	nsp	nsp	PWB ASSY	INPUT PWB ASSY	COP11995L
	39	/N1B	nsp	nsp	PWB ASSY	INPUT PWB ASSY	COP11995N
	39	/N1G	nsp	nsp	PWB ASSY	INPUT PWB ASSY	COP11995N
	39	/N1S	nsp	nsp	PWB ASSY	INPUT PWB ASSY	COP11995N
	39	/U1B	nsp	nsp	PWB ASSY	INPUT PWB ASSY	COP11995U
	40		nsp	nsp	SUPPORT	PWB SUPPORT	CRE1A071
	41	/L1G	nsp	nsp	PWB ASSY	IR FLASHER PWB ASSY	COP11994N-11
	41	/N1B	nsp	nsp	PWB ASSY	IR FLASHER PWB ASSY	COP11994N-11
	41	/N1G	nsp	nsp	PWB ASSY	IR FLASHER PWB ASSY	COP11994N-11
	41	/N1S	nsp	nsp	PWB ASSY	IR FLASHER PWB ASSY	COP11994M-11
	41	/U1B	nsp	nsp	PWB ASSY	IR FLASHER PWB ASSY	COP11994U-11
	42	/L1G	nsp	nsp	PWB ASSY	VIDEO PWB ASSY	COP11996U
	42	/N1B	nsp	nsp	PWB ASSY	VIDEO PWB ASSY	COP11996N
	42	/N1G	nsp	nsp	PWB ASSY	VIDEO PWB ASSY	COP11996N
	42	/N1S	nsp	nsp	PWB ASSY	VIDEO PWB ASSY	COP11996N
	42	/U1B	nsp	nsp	PWB ASSY	VIDEO PWB ASSY	COP11996U
	43	/L1G	nsp	90M-ZZ004730R	PWB ASSY	HDMI PWB ASSY	COP11997B
	43	/N1B	90M-ZZ004730R	90M-ZZ004730R	PWB ASSY	HDMI PWB ASSY	COP11997B
	43	/N1G	90M-ZZ004730R	90M-ZZ004730R	PWB ASSY	HDMI PWB ASSY	COP11997B
	43	/N1S	90M-ZZ004730R	90M-ZZ004730R	PWB ASSY	HDMI PWB ASSY	COP11997B
	43	/U1B	nsp	90M-ZZ004740R	PWB ASSY	HDMI PWB ASSY	COP11998B
	BN91		nsp	nsp	CORD	WIRE ASSY	CWZSR4001BN91A
	CB15		nsp	90M-YU003110R	FPC	19P 220MM	CWC4F4A19A220B
	CB27		nsp	90M-YU003070R	FPC	21P 120MM	CWC4C4A21B120B
	CB43		nsp	90M-YU003120R	FPC	21P 100MM	CWC4F4A21A100B
	CB45	/L1G	nsp	90M-YU002320R	FPC	17P 150MM	CWC4C4A17B150B
	CB45	/N1B	nsp	90M-YU002320R	FPC	17P 150MM	CWC4C4A17B150B
	CB45	/N1G	nsp	90M-YU002320R	FPC	17P 150MM	CWC4C4A17B150B
	CB45	/N1S	nsp	90M-YU002320R	FPC	17P 150MM	CWC4C4A17B150B

NOTE "nsp" PART IS LISTED FOR REFERENCE ONLY, MARANTZ WILL NOT SUPPLY THESE PARTS

P.W.B. NAME	POS. NO.	VERS. COLOR	PART NO. (FOR EUR)	PART NO. (MZ)	PART NAME	DESCRIPTION	
	CB45	/U1B	nsp	90M-YU002310R	FPC	15P 150MM	CWC4C4A15B150B
	CB80		nsp	90M-YU003100R	FPC	17P 180MM	CWC4F4A17A180B
	CB90		nsp	90M-YU003080R	FPC	11P 80MM	CWC4F4A11A080B
	CB99		nsp	90M-YU003090R	FPC	13P 80MM	CWC4F4A13A080B
	▲ RC91		00MYJ04002640	00MYJ04002640	INLET	! R-301(21) AC INLET	CJJ8A006ZW
	▲ T901	/L1G	nsp	90M-TS002860R	TRANSF.	# POWER TRANSF. U	CLT5V043ZUS
	▲ T901	/N1B	90M-TS002850R	90M-TS002850R	TRANSF.	# POWER TRANSF. N	CLT5V043ZES
	▲ T901	/N1G	90M-TS002850R	90M-TS002850R	TRANSF.	# POWER TRANSF. N	CLT5V043ZES
	▲ T901	/N1S	90M-TS002850R	90M-TS002850R	TRANSF.	# POWER TRANSF. N	CLT5V043ZES
	▲ T901	/U1B	nsp	90M-TS002860R	TRANSF.	# POWER TRANSF. U	CLT5V043ZUS
			90M-FC500210R	90M-FC500210R	FERRITE CORE	WS SRH 9.9X20.0X5.3	CLZ9Z080Z
			90M-FC500040R	90M-FC500040R	FERRITE CORE	FERRITE CORE(21.2X6.4X12.7) K5C T	CLZ9Z028Z
			90M-FC500130R	90M-FC500130R	FERRITE CORE	FERRITE CORE	CLZ9Z071Z
			90M-FC500030R	90M-FC500030R	FERRITE CORE	FERRITE RING 29X7.7X19	CLZ9W003Z
			nsp	nsp	CORD	WIRE ASSY	CWZSR4001BN91
PACKING							
		/L1G	nsp	00M32CW851360	USER GUIDE	USER GUDIE SR4002 L	CQX1A1293Z
		/N1B	00M32CW851310	00M32CW851310	USER GUIDE	USER GUDIE SR4002 N	CQX1A1240Z
		/N1G	00M32CW851310	00M32CW851310	USER GUIDE	USER GUDIE SR4002 N	CQX1A1240Z
		/N1S	00M32CW851310	00M32CW851310	USER GUIDE	USER GUDIE SR4002 N	CQX1A1240Z
		/U1B	nsp	00M32CW851250	USER GUIDE	USER GUDIE SR4002 U	CQX1A1241Z
			00MZK04CW0010	00MZK04CW0010	UNIT KIT	REMOTE CONTROLLER RC5001SR	CARTSR5001M
	▲ 45	/L1G	nsp	90M-ZC000370R	MAINS CORD	! MAINS CORD 10A/125V	CJA2L080Z
	▲ 45	/U1B	nsp	90M-ZC000310R	MAINS CORD	! MAINS CORD UL 032508/12	CJA2A070Z
	▲ 46	/N1B	90M-ZC000320R	90M-ZC000320R	MAINS CORD	! MAINS CORD 2WIRE 10A/250V	CJA2B054Z
	▲ 46	/N1G	90M-ZC000320R	90M-ZC000320R	MAINS CORD	! MAINS CORD 2WIRE 10A/250V	CJA2B054Z
	▲ 46	/N1S	90M-ZC000320R	90M-ZC000320R	MAINS CORD	! MAINS CORD 2WIRE 10A/250V	CJA2B054Z
			90M-ZK000750R	90M-ZK000750R	MICROPHONE	MICROPHONE WITH FERRITE ASSY	CJXSR5002MICROA
			00M10BW067010	00M10BW067010	CAP	COVER FOR FRONT JACK	CGR1A344
NOT STANDARD SPARE PART							
		/L1G	nsp	00M32CW801020	PACKING CASE	BOX OUT CARTON SR4002/L	CPG1A765G
		/N1B	nsp	00M32CW801010	PACKING CASE	BOX OUT CARTON SR4002	CPG1A765J
		/N1G	nsp	00M32CW801010	PACKING CASE	BOX OUT CARTON SR4002	CPG1A765J
		/N1S	nsp	00M32CW801010	PACKING CASE	BOX OUT CARTON SR4002	CPG1A765J
		/U1B	nsp	00M32CW801010	PACKING CASE	BOX OUT CARTON SR4002	CPG1A765J
		/N1B	nsp	00M32CW805010	MASS CARTON	BOX MASTER SR4002	CPG1A766T
		/N1G	nsp	00M32CW805010	MASS CARTON	BOX MASTER SR4002	CPG1A766T
		/N1S	nsp	00M32CW805010	MASS CARTON	BOX MASTER SR4002	CPG1A766T
			nsp	00M32CW809010	CUSHION	PAD SNOW L SR4002	CPS2A671
			nsp	00M32CW809020	CUSHION	PAD SNOW R SR4002	CPS2A672
	31	/L1G	nsp	00M07BW257110	LID	TOP COVER (GOLD)	CKC1A155K118
	31	/N1B	nsp	00M07BW257010	LID	TOP COVER (BLACK)	CKC1A155K117
	31	/N1G	nsp	00M07BW257110	LID	TOP COVER (GOLD)	CKC1A155K118
	31	/N1S	nsp	00M07BW257210	LID	TOP COVER (SILVER)	CKC1A155G14
	31	/U1B	nsp	00M07BW257010	LID	TOP COVER (BLACK)	CKC1A155K117
			nsp	90M-ZA000240R	ANTENNA	AM LOOP ANT	CSA1A020Z
		/L1G	nsp	90M-ZA000210R	ANTENNA	ANT FM WIRE (PIGTAIL)	CSA1A007
		/N1B	nsp	90M-ZA000210R	ANTENNA	ANT FM WIRE (PIGTAIL)	CSA1A007
		/N1G	nsp	90M-ZA000210R	ANTENNA	ANT FM WIRE (PIGTAIL)	CSA1A007
		/N1S	nsp	90M-ZA000210R	ANTENNA	ANT FM WIRE (PIGTAIL)	CSA1A007
		/U1B	nsp	90M-ZA000290R	ANTENNA	FM 1 POL ANT(UL)	CSA1A033Z

NOTE "nsp" PART IS LISTED FOR REFERENCE ONLY, MARANTZ WILL NOT SUPPLY THESE PARTS

12. MICROPROCESSOR AND IC DATA

IC11 : HD64F2506

pin No	Port Name Mode7	I/O	use	STBY	Name	Port Setting		Note
						Act.	init	
1	PE5	I/O	I	I	HINBSY	-	-	DSP Busy Signal
2	PE6	I/O	O		EV DATA			
3	PE7	I/O	O		EV CLK			
4	PD0	I/O	O	I	HDMI_RST	L	H	RESET for HDMI
5	PD1	I/O	O	I	HD+5V SW	H	L	+5V SW for HPD
6	PD2	I/O	O	I	MULTIMUTE	H	H	MULTI ROOM MUTE
7	PD3	I/O	O	I	SWMUTE	H	H	SUB W MUTE
8	PD4	I/O	O	I	CNTMUTE	H	H	CENTER SP MUTE
9	PD5	I/O	O	I	SBMUTE	H	H	SRR B MUTE
10	PD6	I/O	O	I	SL/SRMUTE	H	H	SL SR MUTE
11	PD7	I/O	O	I	L/RMUTE	H	H	FRONT L R MUTE
12	Vss	I	-	I	VSS	-	-	GND
13	PC0	I/O	O	I	CDE_CE	L	H	CODEC CE
14	P1Vcc	I	YES	I	VCC	-	-	+5V'
15	PC1	I/O	O	I	CDE_OUT	-	H	CODEC DATA OUT
16	PC2	I/O	I	I	CDE_IN	-	H	CODEC DATA IN
17	PC3	I/O	O	I	CDE_CLK	-	H	CODEC CLOCK
18	PC4	I/O	O	I	D_A	-	L	DIR or ADC sel
19	PC5	I/O	I	I	XSTATE	-	-	DIR
20	PC6	I/O	O	I	CEDIR	L	L	DIR CHIP ENABLE
21	PC7	I/O	O	I	XMODE	L	L	DIR RESET
22	PB0	I/O	O	O	IICCLK	-	L	I2C for E2PROM
23	PB1	I/O	I/O	I/O	IICDATA	-	L	I2C for E2PROM
24	PB2	I/O	I	I	TU_SD	L		Tuned
25	PB3	I/O	I	I	TU_ST	H		Stereo Tune/ MONO
26	PB4	I/O	O	I	TU_MUTE	H	H	Tuner MUTE
27	PB5	I/O	O	I	CE_TU	L	L	Tuner Pack
28	PB6	I/O	O	I	HDMI_LED	L	H	HDMI LED On
29	PB7	I/O	I	I	P_AMP_FAIL	L	-	Power amp Dectect
30	PA0	I/O	O	I	TUDOUT	-	L	Tuner Pack
31	PA1	I/O	O	I	TUCLK	-	L	Tuner Pack
32	PA2	I/O	I	I	TUDIN	-		Tuner Pack
33	PA3	I/O	I	I	RDSIN	-		Tuner Pack(RDS)
34	PA4	I/O	O	I	P0_HPRMV	H	L	IN0 HPD SWITCH HDMI 1 HP
35	PA5	I/O	O	I	P1_HPRMV	H	L	IN1 HPD SWITCH HDMI 2 HP
36	PA6	I/O		I				HPD_CONT / WP0
37	PA7	I/O		I				P2_HPRMV / WP1
38	PH7	I/O	O	I	FLRA_ON	H	L	SPK A SELECT
39	PH6	I/O	O	I	FLRB_ON	H	L	SPK B SELECT
40	PH5	I/O	O	I	SURR_ON	H	L	SURR/CNT SPK ON
41	PH4	I/O	O	I	HEAT	H	?L	Power Amp±B L Sel
42	PH3	I/O	I	I	HEAT_DET	H	-	Power Amp Heat sink TempDetect
43	PH2	I/O	O	I	STANDBY	L	L	Standby Power
44	PH1	I/O	I	I	HP_DET	L	-	HP Jack Detect
45	PH0	I/O	O	I	HP_ON	H	L	HEAD PHONE ON
46	PJ7	I/O	O		XM_CMD			
47	PJ6	I/O	O		XM_RST			
48	PJ5	I/O	O		XM_DAC_RST			
49	PJ4	I/O	O		XM_MUTE			
50	PJ3	I/O	O		XM_ON			
51	PJ2	I/O	O	I	SB_ON	H	L	SB Relay Control SB ON:H SB OFF:L
52	PJ1	I/O	O	O	STBY_LED	L	H	Standby LED On
53	PJ0	I/O	O	I	RSFL	L	L	Front FL Driver
54	Vss	I	-	I	VSS	-	-	GND
55	P97/AN15/DA1	I,I,O	I	I	HDMI_TX_INT	L	H	INT form HDMI TX
56	P96/AN14/DA0	I,I,O	I	I	HDMI_RX_INT	L	H	INT form HDMI RX
57	P95/AN13	I,I	I	I	HDMI_SCDT	H	-	SCDT IN from HDMI
58	P94/AN12	I,I	I	I	SEL-	-	-	Front Select Encoder
59	P93/AN11	I,I	I	I	SEL+	-	-	Front Select Encoder
60	P92/AN10	I,I	I	I	VOL-	-	-	Front Vol. Encoder
61	P91/AN9	I,I	I	I	VOL+	-	-	Front Vol. Encoder

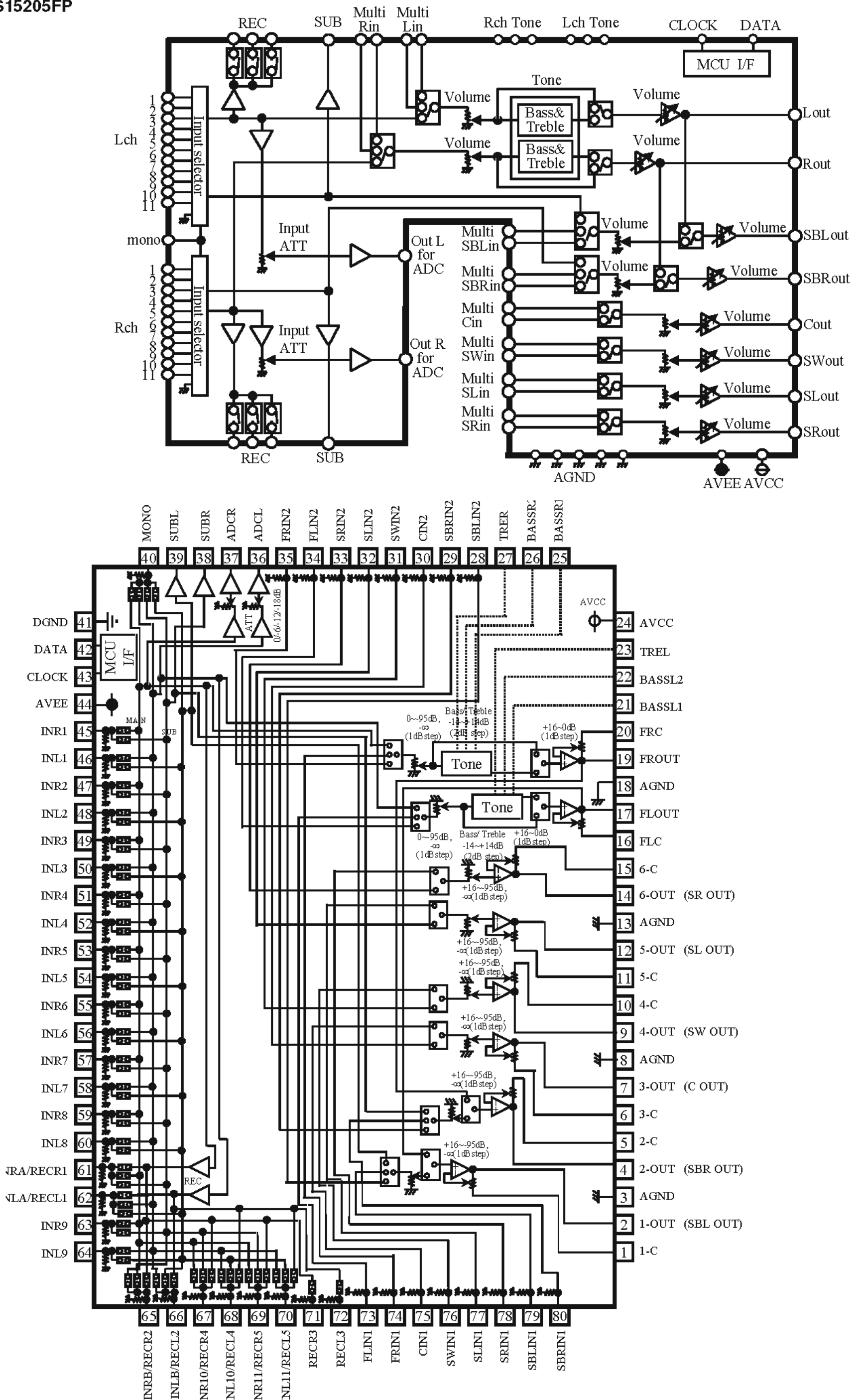
IC11 : HD64F2506

pin No	Port Name Mode7	I/O	use	STBY	Name	Port Setting		Note
						Act.	init	
62	P90/AN8	I,I	AD	AD	MODEL SEL	-	-	Model Select
63	P47/AN7	I,I	AD	AD	TV AUTO	-	-	TV Video Detect
64	P46/AN6	I,I	I	I	MIC IN	L	H	MIC IN
65	P45/AN5	I,I	AD	AD	VER SEL	-	-	VERSION SELECT
66	P44/AN4	I,I	AD	AD	P LINE FAIL	-	-	Emergency Protection
67	AVss	I	-	I	AVSS	-	-	GND
68	P43/AN3	I,I	AD	AD	5V DOWN	-	-	Detect 5V
69	P42/AN2	I,I	AD	AD	KEY2	-	-	Front Key
70	P41/AN1	I,I	AD	AD	KEY1	-	-	Front Key
71	P40/AN0	I,I	AD	AD	KEY0	-	-	Front Key
72	Vref	I	YES	I	VCC	-	-	+5V'
73	AVcc	I	YES	I	AVCC	-	-	+5V'
74	P50/TxD2	I/O,O	SO	SO	DSPOUT			DSP, DIR Control Data OUT
75	P51/RxD2	I/O,I	SI	SI	DSPIN			DSP, DIR Control Data IN
76	P52/SCK2	I/O,O	SC	SC	DSPCLK			DSP, DIR Control CLOCK
77	PF0/~IRQ2	I/O,I	INT	I	RERR	H	-	DIR ERROR
78	PF1/BUZZ	I/O,O	O	I	CP SEL1			NJM2584 1/3
79	PF2	I/O	O	I	CP SEL2			NJM2584 2/3
80	PF3/~ADTRG/~IRQ3	I/O,I,I	I	I	REQ1	L	-	DSP INTER Q
81	PF4	I/O	I	I	REQ2	L	-	DSP FINTR EQ
82	PF5	I/O	O	I	V CONV SEL			NJM2586
83	PF6	I/O	O	I	COMP MUTE			NJM2586
84	P1Vcc	I	YES	I	VCC	-	-	+5V'
85	PF7/	I/O,O		I				I2CSEL/INT
86	Vss	I	-	I	VSS	-	-	GND
87	TEST	I	NO	I	TEST	-	-	GND
88	VCL	I	-	I	VCL	-	-	GND (0.47uF)
89	OSC2	I	NO	I	NC	-	-	open
90	OSC1	I	NO	I	VSS	-	-	GND
91	NMI	I	NO	I	NMI	-	-	Fix H
92	MD2	I	YES	I	MD2	-	-	Nomal:H, Bool:L
93	XTAL	I	YES	I	XTAL	-	-	Xtal(20MHz)
94	Vss	I	NO	I	VSS	-	-	GND
95	EXTAL	I	YES	I	EXTAL	-	-	Xtal(20MHz)
96	Vcc	I	YES	I	VCC	-	-	+5V'
97	MD0	I	YES	I	MD0	-	-	Fix H
98	MD1	I	YES	I	MD1	-	-	Fix H
99	~STBY	I	NO	I	STBY	L	H	Fix H
100	~RES	I	YES	I	RES	L	-	RESET
101	P20/TIOCA3	I/O,I/O	O	I	MV CL			BD3812F MultiVol
102	P21/TIOCB3	I/O,I/O	O	I	MV DA			BD3812F MultiVol
103	P22/TIOCC3	I/O,I/O	O	I	MV SEL			BD3812F MultiVol
104	P23/TIOCD3	I/O,I/O	I	I	SPKC SW	-	-	Speaker C Switch
105	P24/TIOCA4	I/O,I/O	O	I	SPKC CONT			C-Relay Control
106	P25/TIOCB4	I/O,I/O	O	I	KILLFLASH			Kill Flasher OUT
107	P26/TIOCA5	I/O,I/O	T OUT	O	RC OUT		L	RC BUS OUT
108	P27/TIOCB5	I/O,I/O	I	I	NC			
109	P17/TIOCB2/TCLKD	I/O,I/O,I/O	I	I	NC			
110	P16/TIOCA2/~IRQ1	I/O,I/O,I	INT	INT	WAKEUP	↑	-	Standby Mode Release
111	P15/TIOCB1/TCLKC	I/O,I/O,I/O	T IN	I	VSUNC	↑	-	V-sync Det. & Change OSD
112	P14/TIOCA1/~IRQ0	I/O,I/O,I	INT	I	P DPWN	L	-	Power Down Detect
113	P13/TIOCD0/TCLKB	I/O,I/O,I/O	O	O	KILLIR	H	L	Kill to IR Input Signal
114	P12/TIOCC0/TCLKA	I/O,I/O,I/O	O	I	DC OUT1	L	H	DC Triger1
115	P11/TIOCB0	I/O,I/O	O	I	MV MUTE			BD3812F MultiVol
116	P10/TIOCA0	I/O,I/O	T IN	I	RC IN	↑ ↓	-	IR In for RC-5
117	Vss	I	YES	I	VSS	-	-	GND
118	P2Vcc	I	YES	I	VCC	-	-	+5V'
119	P37/TxD4	I/O,O	SO	O	XM TXD			XM->
120	P36/RxD4	I/O,I	SI	I	XM RXD			<-XM
121	P35/SCK1/SCK4/SCL0/~IRQ5	I/O,I/O,I/O,I/O,I	INT	I	HDMI_INT			TX or RX or SCDT
122	P34/RxD1/SDA0	I/O,I,I/O	I	I	HDMI MUTE	H	L	MUTE INPUT for HDMI
123	P33/TxD1/SCL1	I/O,O,I/O	SC	I	V SCL	-	-	Video Conv CLK
124	P32/SCK0/SDA1/~IRQ4	I/O,I/O,I/O,I	SIO	I	V SDA	-	-	Video Conv DATA
125	P31/RxD0	I/O,I	SI	I	RXD			UART for RS232C, Flash WR Pull UP RESET : H

IC11 : HD64F2506

pin No	Port Name Mode7	I/O	use	STBY	Name	Port Setting		Note
						Act.	init	
126	P30/TxD0	I/O,O	SC	I	TXD			UART for RS232C, Flash WR Pull UP
127	P77/TxD3	I/O,O	SO	O	OSDDATA	-	-	FrontFL,Video(OSD),Y/C&Sepa, 4094,SAA,AK
128	P76/RxD3	I/O,I	I	I				PULL DOWN
129	P75/TMO3/SCK3	I/O,I/O,I/O	SC	I	OSDCLK	-	-	FrontFL,Video(OSD),Y/C&Sepa, 4094,SAA,AK
130	P74/TMO2/~MRES	I/O,O	O	I	RSTFL	L	L	Reset FL Driver
131	P73/TMO1	I/O,O	I	I	CEFL	L	L	FL Driver Chip Select
132	P72/TMO0	I/O,O	I	I	CDE INT	L	H	ADC(CODEC) OVER FLOW
133	P71/TMRI23/TMCI23	I/O,O,O	O	I	RST CODEC	L	H	RESET CODEC
134	P70/TMRI01/TMCI01	I/O,O,O	O	I	CLK SW			TC74VHC157 SEL
135	PG4	I/O	O	I	SCS	L	H	DSP CHIP ENABLE
136	PG3	I/O	O	I	RSTDSP	L	L	DSP
137	PG2	I/O	O	I	FCS	L	H	DSP CHIP ENABLE
138	PG1/~IRQ7	I/O,I	INT	I	RDS CLK	-	-	RDS Clock
139	PG0/~IRQ6	I/O,I	INT	I	XM IRQ	-	-	XM IRQ
140	PE0	I/O	O	I	MONO	H	L	Multi Mono(H)/Stereo(L)
141	PE1	I/O	O	I	CEEX	L	H	P-Exp(Video)Sel A
142	PE2	I/O	O	I	Y OSD	H	L	Y/C OSD IC BYPASS
143	PE3	I/O	O	I	CVBS OSD	H	L	CVBS OSD IC BYPASS
144	PE4	I/O	O	I	CEOSD	L	H	Video Circuit

IC17 : R2S15205FP



IC17 : R2S15205FP

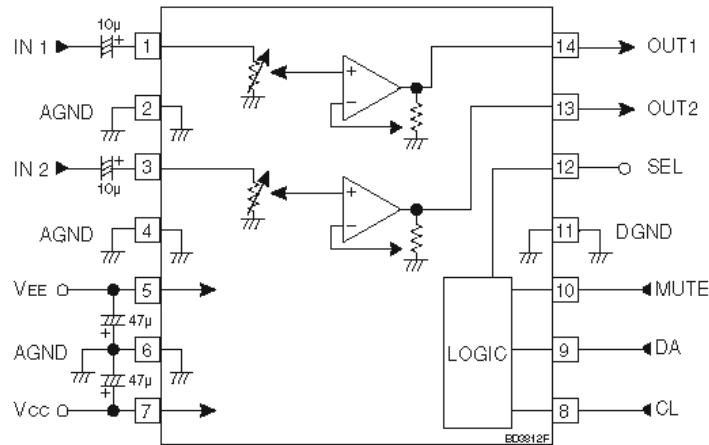
PIN No.	Name	Function
19,17, 14,12, 9,7, 4,2	FROUT,FLOUT, 6-OUT,5-OUT, 4-OUT, 3-OUT, 2-OUT,1-OUT	Output pin of FL/FR/C/SW/SL/SR/SBL/SBR channel
20,16, 15,11, 10,6, 5,1	FRC,FLC, 6-C,5-C, 4-C,3-C, 2-C,1-C	Connects capacitor for reducing click noise of L/R/C/SW/SL/SR/SBL/SBR channel volume
3,8, 13,18	AGND	Analog ground of internal circuit
23,27	TREL, TRER	Frequency characteristic setting pin of L/R channel tone control (Treble)
21,22, 25,26	BASSL1,BASSL2 BASSR1,BASSR2	Frequency characteristic setting pin of L/R channel tone control (Bass)
24	AVCC	Positive power supply to internal circuit
35,34, 33,32, 31,30, 29,28	FRIN2, FLIN2, SRN2,SLIN2, SWIN2,CIN2, SBRIN2,SBLIN2	Input pin of L/R/C/SW/SL/SR/SBL/SBR channel (Multi IN 1/2)
73,74, 75,76, 77,78, 79,80	FLIN1, FRIN1, CIN1,SWIN1, SLIN1,SRIN1, SBLIN1,SBRIN1	
41	DGND	Digital ground of internal circuit
42	DATA	Input pin of control data
43	CLOCK	Input pin of control clock
44	AVEE	Negative power supply to internal circuit
46,48,50, 52,54,56, 58,60,64	INL1,INL2, INL3, INL4,INL5,INL6, INL7,INL8,INL9	Input pin of L/R channel (Input Selector)
45,47,49, 51,53,55, 57,59,63	INR1,INR2, INR3, INR4,INR5,INR6, INR7,INR8,INR9	
40	MONO	Input pin of monaural (Input Selector)
38,39	SUBL,SUBR	Output pin for L/R channel SUB Output
36,37	ADCL, ADCR	Output pin for L/R channel ADC
72	RECL3	Output pin for L/R channel REC Output
71	RECR3	
61,62, 65,66, 67,68, 69,70	INRA/RECR1,INLA/RECL1, INRB/RECR2,INLB/RECL2, INR10/RECR4,INL10/RECL4, INR11/RECR5,INL11/RECL5	Input pin of L/R channel (Input Selector)/ Output pin for L/R channel REC Output

IC21 : BD3812F

●Electrical Characteristics (Unless otherwise noted, Ta=25°C, Vcc=7V, Vee=-7V, f=1kHz, Vm=1Vrms, RL=10kΩ, Rg=600Ω, Master volume=0dB, Output gain=0dB)

Parameter	Symbol	Min	Typ	Max	Unit	Conditions
Circuit current	I_Q	-	2	6	mA	No signal
Output voltage gain	Gv	-2	0	+2	dB	Measure Pin13, 14
Total harmonic distortion ratio	THD	-	0.005	0.09	%	Measure Pin13, 14, BW=400-30kHz
Maximum output voltage	Vomax	3.4	4.2	-	Vrms	Measure Pin13, 14, THD=1%
Output noise voltage	Vno	-	1.2	5	μ Vrms	Measure Pin13, 14, Rg=0Ω, BW=1HF-A
Input impedance	Rin	20	30	40	kΩ	Measure Pin1, 3
Cross-talk between channels	CTC	-	-100	-70	dB	Measure Pin13(OUT2), Rg=0Ω, BW=1HF-A, Reference Pin14(OUT1)=1Vrms
Volume control range	GVR	-106	-103	-100	dB	Measure Pin13, 14, Vm=3Vrms
Maximum attenuation	Vmin	-	-118	-105	dB	BW=1HF-A, Measure Pin13, 14, Vm=3Vrms
Output gain control range	GOG	16	18	20	dB	Measure Pin13, 14, Vm=0.4Vrms

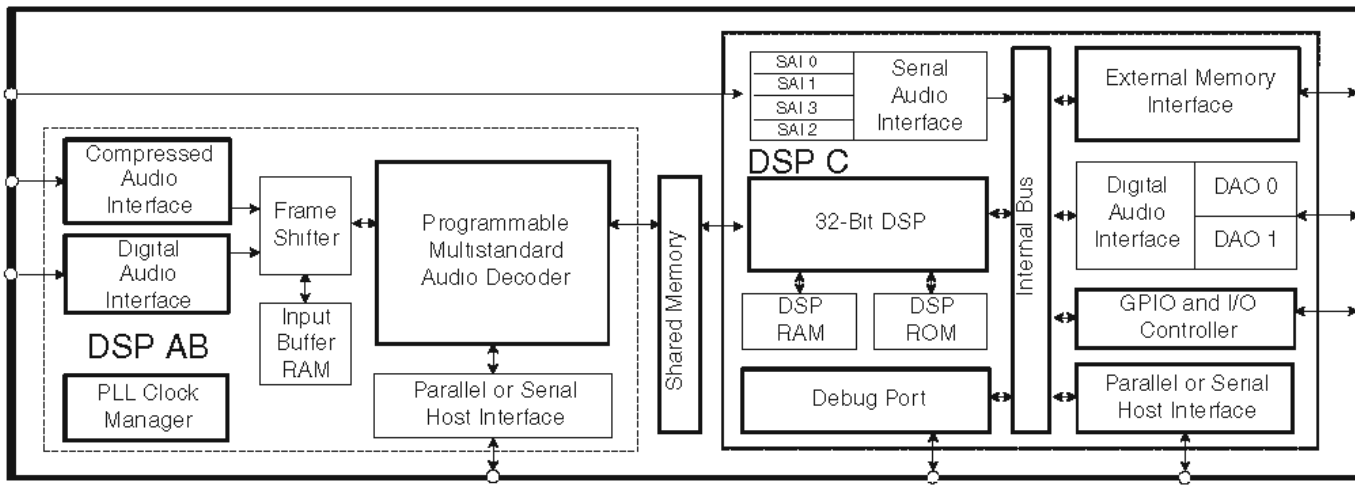
●Application circuit diagram



IC27 : CS4900 Family

Pin No.	I/O	Function	Description
1	I/O	UHS0, GPIO18	Mode Select Bit 0, General Purpose I/O
2	I/O	UHS1, GPIO19	Mode Select Bit 1, General Purpose I/O
3		INTREQ	Control Port Interrupt Request
4	I	FA1, FSCDIN	Host Address Bit One or SPI Serial Control Data Input
5	I/O	GPIO20	General Purpose I/O
6	I	FA0, FSCCLK	Host Parallel Address Bit Zero or Serial Control Port Clock
7	I/O	FHS2, FSCDIO, FSCDOUT	Mode Select Bit 2 or Serial Control Port Data Input and Output, Parallel Port Type Select
8	I/O	GPIO21	General Purpose I/O
9		FDAT7	DSP AB Bidirectional Data Bus
10		VDD6	2.5V Supply Voltage
11		VSS6	2.5V Ground
12		FHS0, FWR, FDS	Mode Select Bit 0 or Host Write Strobe or Host Data Strobe
13	O	FHS1, FRD, FRW	Mode Select Bit 1 or Host Parallel Output Enable or Host Parallel R/W
14		FDAT6	DSP AB Bidirectional Data Bus
15	I	FCS	Host Parallel Chip Select, Host Serial SPI Chip Select
16	O	FINTREQ	Control Port Interrupt Request
17		FDBCK	Reserved
18		FDAT5	DSP AB Bidirectional Data Bus
19		FDAT4	DSP AB Bidirectional Data Bus
20		VDD7	2.5V Supply Voltage
21		VSS7	2.5V Ground
22		FDAT3	DSP AB Bidirectional Data Bus
23		FDBDA	Reserved
24		FDAT2	DSP AB Bidirectional Data Bus
25		DBDA	Debug Data
26		DBCK	Debug Clock
27		FDAT1	DSP AB Bidirectional Data Bus
28		TEST	Reserved
29		FDAT0	DSP AB Bidirectional Data Bus
30	I/O	NV_WE, GPIO16	SRAM Write Enable, General Purpose I/O
31	I/O	NV_OE, GPIO15	SRAM Output Enable, General Purpose I/O
32	I/O	NV_CS, GPIO14	SRAM Chip Select, General Purpose I/O
33		SD_WE	SDRAM Write Enable
34		SD_DATA0, EXT0	SDRAM Data Bus, SRAM External Data Bus
35		SD_DATA1, EXT1	SDRAM Data Bus, SRAM External Data Bus
36		SD_DATA2, EXT2	SDRAM Data Bus, SRAM External Data Bus
37		SD_DATA3, EXT3	SDRAM Data Bus, SRAM External Data Bus
38		SD_DATA4, EXT4	SDRAM Data Bus, SRAM External Data Bus
39		SD_DQM0	SDRAM Data Mask 2
40		SD_DATA5, EXT5	SDRAM Data Bus, SRAM External Data Bus
41		VSSSD4	3.3V SDRAM/SRAM/EPROM Interface Ground
42		VDDSD4	3.3V SDRAM/SRAM/EPROM Interface Supply
43		SD_DATA6, EXT6	SDRAM Data Bus, SRAM External Data Bus
44		SD_DATA7, EXT7	SDRAM Data Bus, SRAM External Data Bus
45		SD_DQM1	SDRAM Data Mask 1
46		SD_DATA15, EXTA18	SDRAM Data Bus, SRAM External Address Bus
47		SD_DATA14, EXTA17	SDRAM Data Bus, SRAM External Address Bus
48		NC5	No Connect
49		SD_DATA13, EXTA16	SDRAM Data Bus, SRAM External Address Bus
50		VSSSD3	3.3V SDRAM/SRAM/EPROM Interface Ground
51		VDDSD3	3.3V SDRAM/SRAM/EPROM Interface Supply
52		SD_DATA12, EXTA15	SDRAM Data Bus, SRAM External Address Bus
53		SD_DATA11, EXTA14	SDRAM Data Bus, SRAM External Address Bus
54		SD_DATA10, EXTA13	SDRAM Data Bus, SRAM External Address Bus
55		SD_DATA9, EXTA12	SDRAM Data Bus, SRAM External Address Bus
56		SD_DATA8, EXTA11	SDRAM Data Bus, SRAM External Address Bus
57		VSSSD2	3.3V SDRAM/SRAM/EPROM Interface Ground
58		VDDSD2	3.3V SDRAM/SRAM/EPROM Interface Supply
59	O	SD_CLK_OUT	SDRAM Clock Output
60		SD_ADDR9, EXTA9	SDRAM Address Bus, SRAM External Address Bus

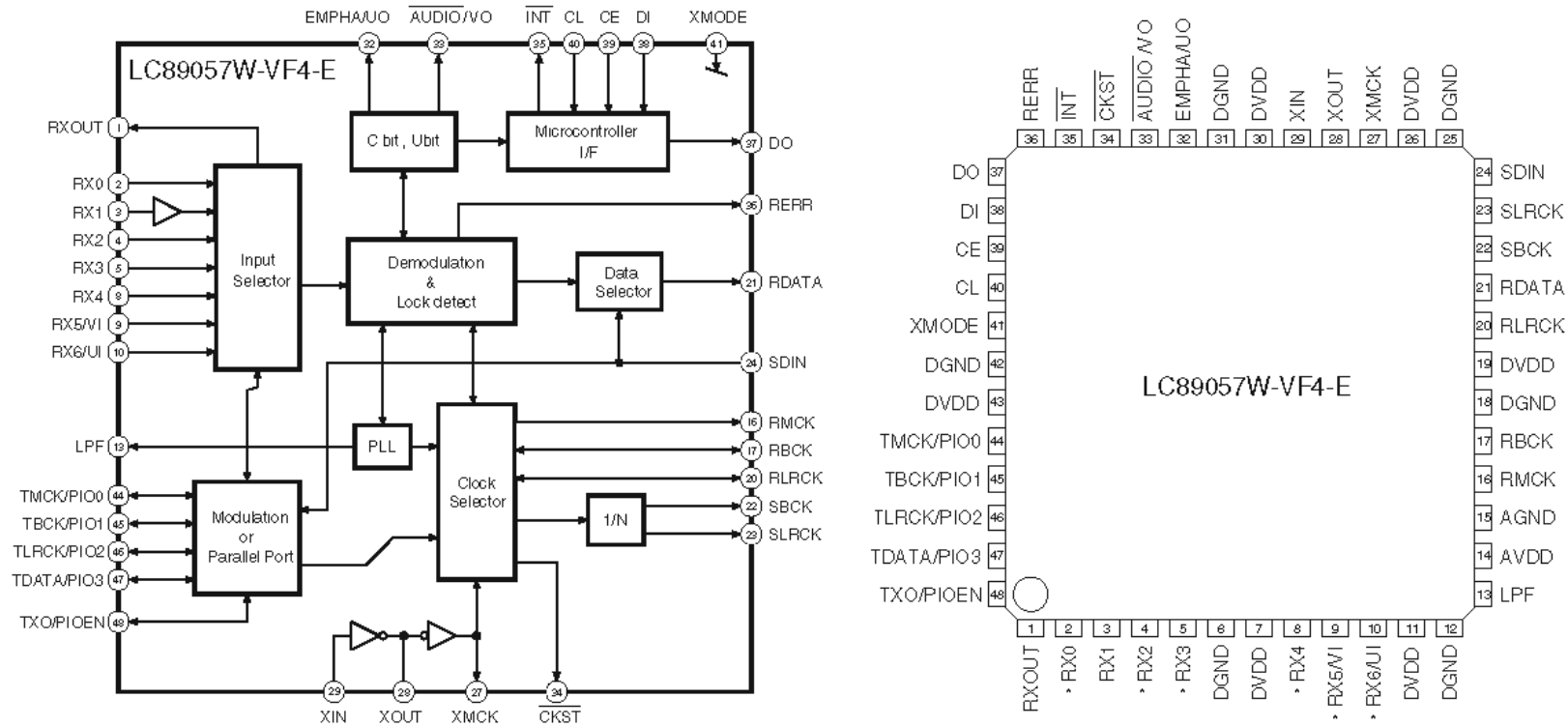
IC27 : CS4900 Family



61	I	SD_CLK_IN	SDRAM Re-timing Clock Input
62		SD_ADDR8, EXTA8	SDRAM Address Bus, SRAM External Address Bus
63		SD_ADDR7, EXTA7	SDRAM Address Bus, SRAM External Address Bus
64		SD_CLK_EN	SDRAM Clock Enable
65		SD_ADDR6, EXTA6	SDRAM Address Bus, SRAM External Address Bus
66		SD_ADDR5, EXTA5	SDRAM Address Bus, SRAM External Address Bus
67		SD_ADDR4, EXTA4	SDRAM Address Bus, SRAM External Address Bus
68		SD_CS	SDRAM Chip Select
69		VSSSD1	3.3V SDRAM/SRAM/EPROM Interface Ground
70		VDDSD1	3.3V SDRAM/SRAM/EPROM Interface Supply
71		SD_BA, EXTA19	SDRAM Bank Address Select, SRAM External Address Bus
72		SD_ADDR10, EXTA10	SDRAM Address Bus, SRAM External Address Bus
73		SD_ADDR0, EXTA0	SDRAM Address Bus, SRAM External Address Bus
74		SD_ADDR1, EXTA1	SDRAM Address Bus, SRAM External Address Bus
75		SD_ADDR2, EXTA2	SDRAM Address Bus, SRAM External Address Bus
76		SD_ADDR3, EXTA3	SDRAM Address Bus, SRAM External Address Bus
77		SD_RAS	SDRAM Row Address Strobe
78		SD_CAS	SDRAM Column Address Strobe
79	I/O	SDATAN3, GPIO27	PCM Audio Input Data, General Purpose I/O
80	I/O	SDATAN2, GPIO26	PCM Audio Input Data, General Purpose I/O
81	I/O	SDATAN1, GPIO25	PCM Audio Input Data, General Purpose I/O
82	I/O	SDATAN0, GPIO24	PCM Audio Input Data, General Purpose I/O
83		NC4	No Connect
84		NC3	No Connect
85	I/O	LRCLKN, GPIO23	PCM Audio Input Sample Rate Clock, General Purpose I/O
86	I/O	SCLKN, GPIO22	PCM Audio Input Bit Clock, General Purpose I/O
87	O	LRCLK1	Audio Output Sample Rate Clock
88		NC2	No Connect
89		NC1	No Connect
90		VDD1	2.5V Supply Voltage
91		VSS1	2.5V Ground
92	I/O	AUDATA7, XMT958B, GPIO31	Digital Audio Output 7, S/PDIF Transmitter, General Purpose I/O
93	I/O	AUDATA6, GPIO30	Digital Audio Output 6, General Purpose I/O
94	I/O	AUDATA5, GPIO29	Digital Audio Output 5, General Purpose I/O
95	I/O	HDATA7, GPIO7	DSP C Bidirectional Data Bus, General Purpose I/O
96	I/O	HDATA6, GPIO6	DSP C Bidirectional Data Bus, General Purpose I/O
97	I/O	HDATA5, GPIO5	DSP C Bidirectional Data Bus, General Purpose I/O
98	O	SCLK1	Audio Output Bit Clock
99		MCLK	Audio Master Clock
100		VDD2	2.5V Supply Voltage

101		VSS2	2.5V Ground
102	I/O	AUDATA4, GPIO28	Digital Audio Output 4, General Purpose I/O
103	I/O	HDATA4, GPIO4	DSP C Bidirectional Data Bus, General Purpose I/O
104	O	SCLK0	Audio Output Bit Clock
105	I/O	HDATA3, GPIO3	DSP C Bidirectional Data Bus, General Purpose I/O
106	O	AUDATA3, XMT958A	Digital Audio Output 3, S/PDIF Transmitter
107	O	AUDATA2	Digital Audio Output 2
108	O	LRCLK0	Audio Output Sample Rate Clock
109	O	AUDATA1	Digital Audio Output 1
110	O	AUDATA0	Digital Audio Output 0
111	I	CMPCLK, FSCLKN2	PCM Audio Input Bit Clock
112	I/O	HDATA2, GPIO2	DSP C Bidirectional Data Bus, General Purpose I/O
113		VSS3	2.5V Ground
114		VDD3	2.5V Supply Voltage
115	I/O	HDATA1, GPIO1	DSP C Bidirectional Data Bus, General Purpose I/O
116	I/O	HDATA0, GPIO0	DSP C Bidirectional Data Bus, General Purpose I/O
117	O	CMPREQ, FLRCLKN2	Frame Clock Data Request Out
118	I	CMPDAT, FSDATAN2	PCM Audio Data Input Number Two
119	I	FLRCLKN1	PCM Audio Input Sample Rate Clock
120	I/O	WR, DS, GPIO10	Host Write Strobe, Host Data Strobe, General Purpose I/O
121	I/O	RD, R/W, GPIO11	Host Parallel Output Enable, Host Parallel R/W, General Purpose I/O
122		PLLSS	PLL Ground Voltage
123		FILT2	Phase Locked Loop Filter
124		FILT1	Phase-Locked Loop Filter
125		PLLVD	PLL Supply Voltage
126	O	CLKOUT, XTALO	Crystal Oscillator Output
127	I	CLKIN, XTALI	External Clock Input/Crystal Oscillator Input
128		CLKSEL	DSP Clock Select
129	I/O	CS, GPIO9	Host Parallel Chip Select, General Purpose I/O
130	I/O	A0, GPIO13	Host Parallel Address Bit 0, General Purpose I/O
131	I	FSDATAN1	PCM Audio Data Input One
132		VDD4	2.5V Supply Voltage
133		VSS4	2.5V Ground
134	I	FSCLKN1, STCLK2	PCM Audio Input Bit Clock
135		SCS	Host Serial SPI Chip Select
136	I	SCDIN	SPI Serial Control Data Input
137		VSS5	2.5V Ground
138		VDD5	2.5V Supply Voltage
139	I/O	A1, GPIO12	Host Address Bit 1, General Purpose I/O
140	I/O	SCDOUT, SCDIO	Serial Control Port Data Input and Output
141	I/O	HINBSY, GPIO8	Input Host Message Status, General Purpose I/O
142		SCCLK	Serial Control Port Clock
143	I/O	UHS2, CS_OUT, GPIO17	Mode Select Bit 2, External Serial Memory Chip Select, General Purpose I/O
144	I	RESET	Master Reset Input

IC28 : LC89057WVF4E



LC89057W

No.	Port name	I/O	Description
1	RXOUT	O	Data Output
2	RX0	I	Digital data Input (TTL)
3	RX1	I	Digital data Input (Coaxial)
4	RX2	I	Digital data Input (TTL)
5	RX3	I	Digital data Input (TTL)
6	DGND		Digital GND
7	DVDD		Digital VDD
8	RX4	I	Digital data Input (TTL)
9	RX5/VI	I	Digital data Input (TTL)
10	RX6/UI	I	Digital data Input (TTL)
11	DVDD		Digital GND for PLL
12	DGND		Digital VDD for PLL
13	LPF	O	Loop filter for PLL
14	AVDD		Analog VDD for PLL
15	AGND		Analog GND for PLL
16	RMCK	O	System clock Output for R (256fs, 512fs, XIN, VCO)
17	RBCK	O/I	Bit clock Output for R (64fs)
18	DGND		Digital GND
19	DVDD		Digital VDD
20	RLRCK	O/I	LR clock Input/Output for R
21	RDATA	O	Serial Audio data Input
22	SBCK	O	Bit clock Output for S (32fs, 64fs, 128fs)
23	SLRCK	O	LR clock Output for S (fs/2, fs, 2fs)
24	SDIN	I	Serial Audio data Input
25	DGND		Digital GND
26	DVDD		Digital VDD
27	XMCK	O	Oscillation amplifier
28	XOUT	O	XOUT
29	XIN	I	XIN or External clock Input (24.576MHz or 12.288MHz)
30	DVDD		Digital VDD
31	DGND		Digital GND
32	EMPHA/VO	I/O	Emphasis Information / U data Output / Set for chip address
33	AUDIO/VO	I/O	Detected non-PCM / V flag Output / Set for chip address
34	CKST	I/O	Clock timing Output / Switch to master or slave for demodulation
35	INT	I/O	Interrupt Output / Switch to Modulation or general-purpose I/O
36	RERR	O	Error Output (PLL lock, data error)
37	DO	O	IF, Read out data Output
38	DI	I	IF, Write data Input
39	CE	I	IF, Chip enable Input
40	CL	I	IF, Clock Input
41	XMODE	I	System reset Input
42	DGND		Digital GND
43	DVDD		Digital VDD
44	TMCK/PIO0	I/O	256fs system-clock Input for modulation / General-purpose I/O input/output
45	TBCK/PIO1	I/O	64fs bit-clock Input for modulation / General-purpose I/O input/output
46	TLRCK/PIO2	I/O	Fs clock Input for modulation / General-purpose I/O input/output
47	TDATA/PIO3	I/O	Serial audio data for modulation / General-purpose I/O input/output
48	TXO/PIOEN	O/I	Modulation data Output / General-purpose I/O enable input

114 dB, 192 kHz 8-Ch Codec with S/PDIF Receiver

Features

- Eight 24-bit D/A, two 24-bit A/D Converters
- 114 dB DAC / 114 dB ADC Dynamic Range
- -100 dB THD+N
- System Sampling Rates up to 192 kHz
- S/PDIF Receiver Compatible with EIAJ CP1201 and IEC-60958
- Recovered S/PDIF Clock or System Clock Selection
- 8:2 S/PDIF Input MUX
- ADC High-pass Filter for DC Offset Calibration
- Expandable ADC Channels and One-line Mode Support
- Digital Output Volume Control with Soft Ramp
- Digital +/-15dB Input Gain Adjust for ADC
- Differential Analog Architecture
- Supports logic levels between 5 V and 1.8 V.

General Description

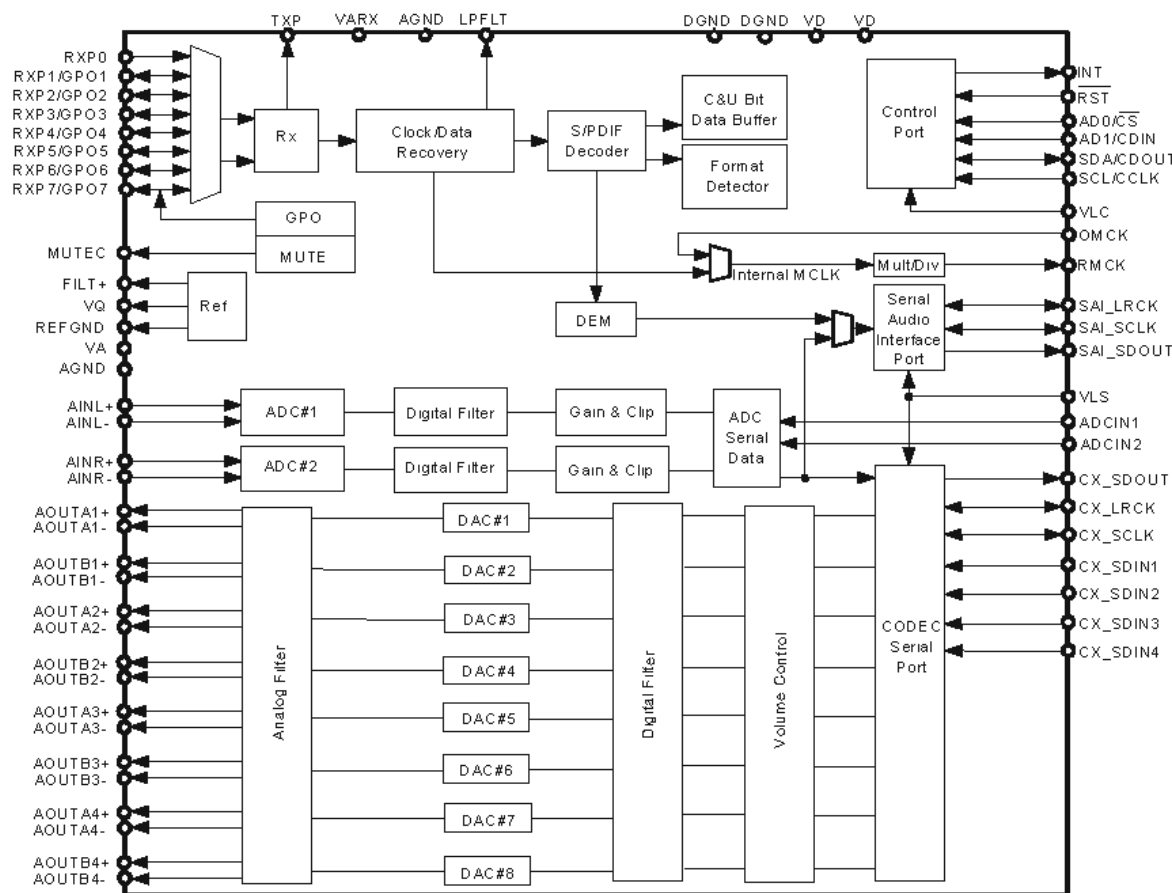
The CS42528 codec provides two analog-to-digital and eight digital-to-analog delta-sigma converters, as well as an integrated S/PDIF receiver, in a 64-pin LQFP package.

The CS42528 integrated S/PDIF receiver supports up to eight inputs, clock recovery circuitry and format auto-detection. The internal stereo ADC is capable of independent channel gain control for single-ended or differential analog inputs. All eight channels of DAC provide digital volume control and differential analog outputs. The general purpose outputs may be driven high or low, or mapped to a variety of DAC mute controls or ADC overflow indicators.


The CS42528 is ideal for audio systems requiring wide dynamic range, negligible distortion and low noise, such as A/V receivers, DVD receivers, digital speaker and automotive audio systems.

ORDERING INFORMATION

CS42528-CQZ	-10° to 70° C	64-pin LQFP	Lead Free
CS42528-DQZ	-40° to 85° C	64-pin LQFP	Lead Free
CDB42528		Evaluation Board	



2. PIN DESCRIPTIONS



Pin Name	#	Pin Description
CX_SDIN1	1	Codec Serial Audio Data Input (Input) - Input for two's complement serial audio data.
CX_SDIN2	64	
CX_SDIN3	63	
CX_SDIN4	62	
CX_SCLK	2	CODEC Serial Clock (Input/Output) - Serial clock for the CODEC serial audio interface.
CX_LRCK	3	CODEC Left Right Clock (Input/Output) - Determines which channel, Left or Right, is currently active on the CODEC serial audio data line.
VD	4 51	Digital Power (Input) - Positive power supply for the digital section.
DGND	5 52	Digital Ground (Input) - Ground reference. Should be connected to digital ground.
VLC	6	Control Port Power (Input) - Determines the required signal level for the control port.
SCL/CCLK	7	Serial Control Port Clock (Input) - Serial clock for the serial control port. Requires an external pull-up resistor to the logic interface voltage in I ² C mode as shown in the Typical Connection Diagram.
SDA/CDOUT	8	Serial Control Data (Input/Output) - SDA is a data I/O line in I ² C mode and requires an external pull-up resistor to the logic interface voltage, as shown in the Typical Connection Diagram. CDOUT is the output data line for the control port interface in SPI mode.
AD1/CDIN	9	Address Bit 1 (I²C)/Serial Control Data (SPI) (Input) - AD1 is a chip address pin in I ² C mode; CDIN is the input data line for the control port interface in SPI mode.

AD0/$\overline{\text{CS}}$	10	Address Bit 0 (I²C)/Control Port Chip Select (SPI) (Input) - AD0 is a chip address pin in I ² C mode; $\overline{\text{CS}}$ is the chip select signal in SPI mode.
INT	11	Interrupt (Output) - The CS42528 will generate an interrupt condition as per the Interrupt Mask register. See "Interrupts" on page 40 for more details.
$\overline{\text{RST}}$	12	Reset (Input) - The device enters a low power mode and all internal registers are reset to their default settings when low.
AINR- AINR+	13 14	Differential Right Channel Analog Input (Input) - Signals are presented differentially to the delta-sigma modulators via the AINR+/- pins.
AINL+ AINL-	15 16	Differential Left Channel Analog Input (Input) - Signals are presented differentially to the delta-sigma modulators via the AINL+/- pins.
VQ	17	Quiescent Voltage (Output) - Filter connection for internal quiescent reference voltage.
FILT+	18	Positive Voltage Reference (Output) - Positive reference voltage for the internal sampling circuits.
REFGND	19	Reference Ground (Input) - Ground reference for the internal sampling circuits.
AOUTA1 +,- AOUTB1 +,- AOUTA2 +,- AOUTB2 +,- AOUTA3 +,- AOUTB3 +,- AOUTA4 +,- AOUTB4 +,-	36,37 35,34 32,33 31,30 28,29 27,26 22,23 21,20	Differential Analog Output (Output) - The full-scale differential analog output level is specified in the Analog Characteristics specification table.
VA VARX	24 41	Analog Power (Input) - Positive power supply for the analog section.
AGND	25 40	Analog Ground (Input) - Ground reference. Should be connected to analog ground.
MUTEC	38	Mute Control (Output) - The Mute Control pin outputs high impedance following an initial power-on condition or whenever the PDN bit is set to a '1', forcing the codec into power-down mode. The signal will remain in a high impedance state as long as the part is in power-down mode. The Mute Control pin goes to the selected "active" state during reset, muting, or if the master clock to left/right clock frequency ratio is incorrect. This pin is intended to be used as a control for external mute circuits to prevent the clicks and pops that can occur in any single supply system. The use of external mute circuits are not mandatory but may be desired for designs requiring the absolute minimum in extraneous clicks and pops.
LPFLT	39	PLL Loop Filter (Output) - An RC network should be connected between this pin and ground.
RXP7/GPO7 RXP6/GPO6 RXP5/GPO5 RXP4/GPO4 RXP3/GPO3 RXP2/GPO2 RXP1/GPO1	42 43 44 45 46 47 48	S/PDIF Receiver Input/ General Purpose Output (Input/Output) - Receiver inputs for S/PDIF encoded data. The CS42528 has an internal 8:2 multiplexer to select the active receiver port, according to the Receiver Mode Control 2 register. These pins can also be configured as general purpose output pins, ADC Overflow indicators or Mute Control outputs according to the RXP/General Purpose Pin Control registers.
RXP0	49	S/PDIF Receiver Input (Input) - Dedicated receiver input for S/PDIF encoded data.
TXP	50	S/PDIF Transmitter Output (Output) - S/PDIF encoded data output, mapped directly from one of the receiver inputs as indicated by the Receiver Mode Control 2 register.
VLS	53	Serial Port Interface Power (Input) - Determines the required signal level for the serial port interfaces.
SAI_SDOUT	54	Serial Audio Interface Serial Data Output (Output) - Output for two's complement serial audio PCM data from the S/PDIF incoming stream. This pin can also be configured to transmit the output of the internal and external ADCs.
RMCK	55	Recovered Master Clock (Output) - Recovered master clock output from the External Clock Reference (OMCK, pin 59) or the PLL which is locked to the incoming S/PDIF stream or CX_LRCK.
CX_SDOUT	56	CODEC Serial Data Output (Output) - Output for two's complement serial audio data from the internal and external ADCs.
ADCIN1 ADCIN2	58 57	External ADC Serial Input (Input) - The CS42528 provides for up to two external stereo analog to digital converter inputs to provide a maximum of six channels on one serial data output line when the CS42528 is placed in One Line mode.
OMCK	59	External Reference Clock (Input) - External clock reference that must be within the ranges specified in the register "OMCK Frequency (OMCK Freqx)" on page 54.
SAI_LRCK	60	Serial Audio Interface Left/Right Clock (Input/Output) - Determines which channel, Left or Right, is currently active on the serial audio data line.
SAI_SCLK	61	Serial Audio Interface Serial Clock (Input/Output) - Serial clock for the Serial Audio Interface.

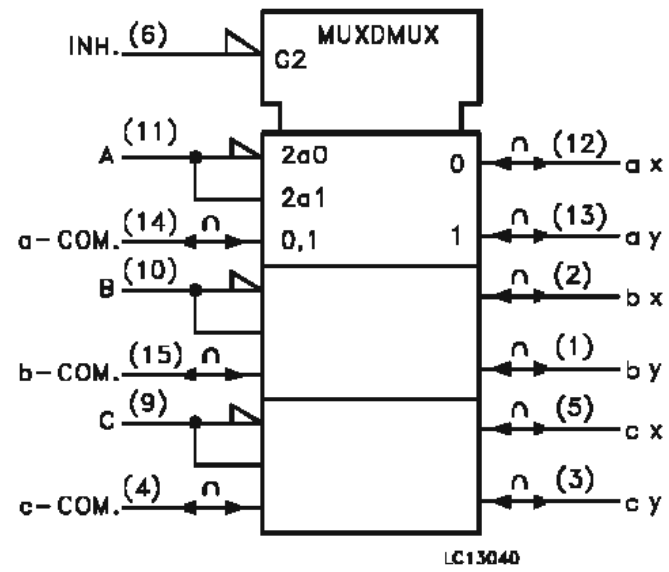
IC30 : M74HC4053

PIN No	SYMBOL	NAME AND FUNCTION
2, 1	bx, by	Independent Input/Outputs
5, 3	cx, cy	Independent Input/Outputs
6	INH	INHIBIT Input
7	V _{EE}	Negative Supply Voltage
11, 10, 9	A, B, C	Select Inputs
12, 13	ax, ay	Independent Input/Outputs
14, 15, 4	ax TO cy	Common Output/input
8	GND	Ground (0V)
16	V _{CC}	Positive Supply Voltage

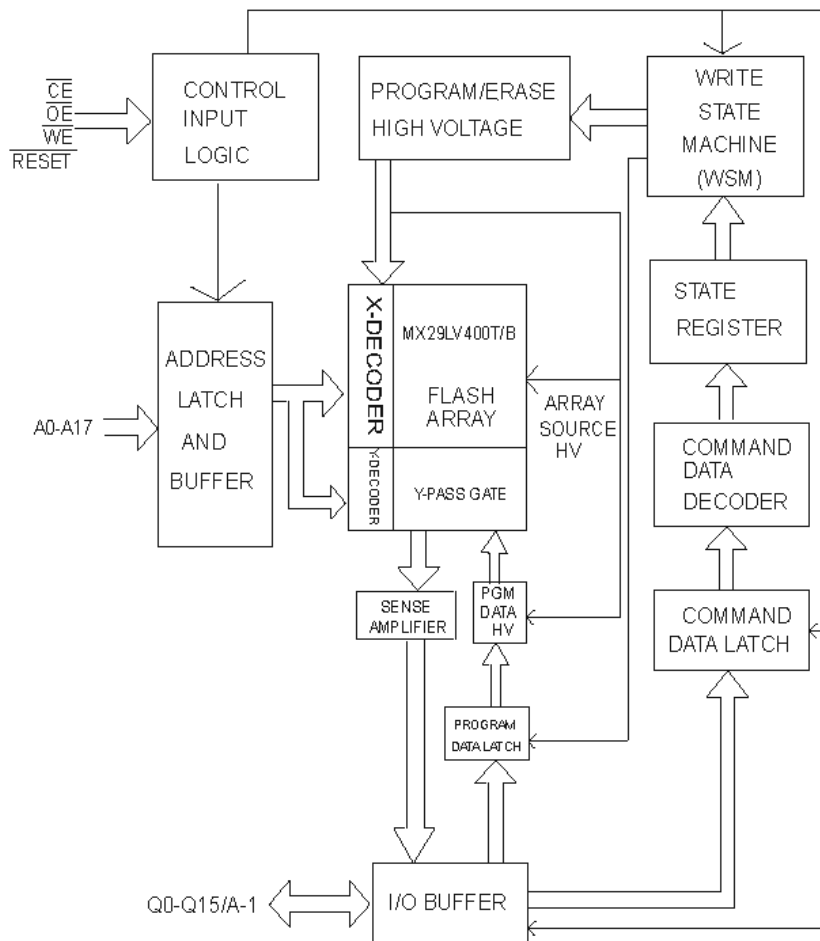
TRUTH TABLE (HC4053)

INPUT STATES		"ON" CHANNELS
INHIBIT	A or B or C	
L	L	ax or bx or cx
L	H	ay or by or cy
H	X	NONE

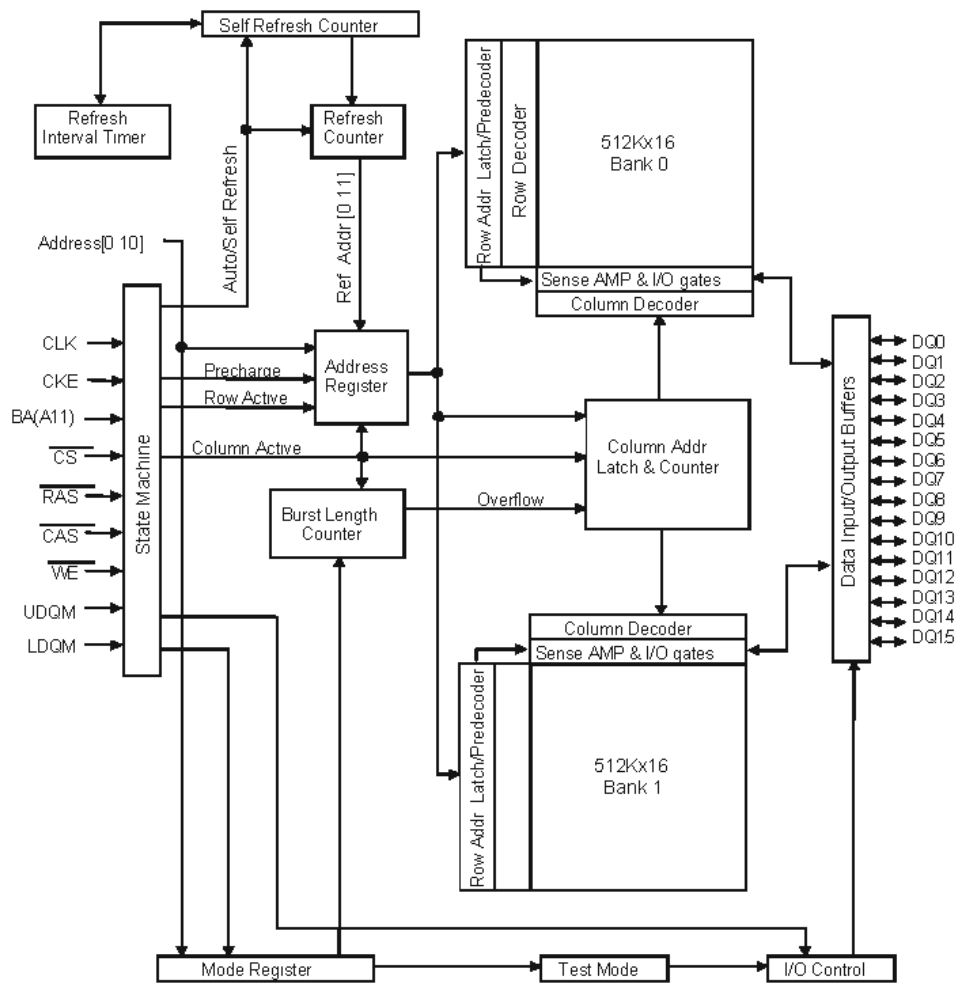
X: DON'T CARE



IC40 : M29W400DT

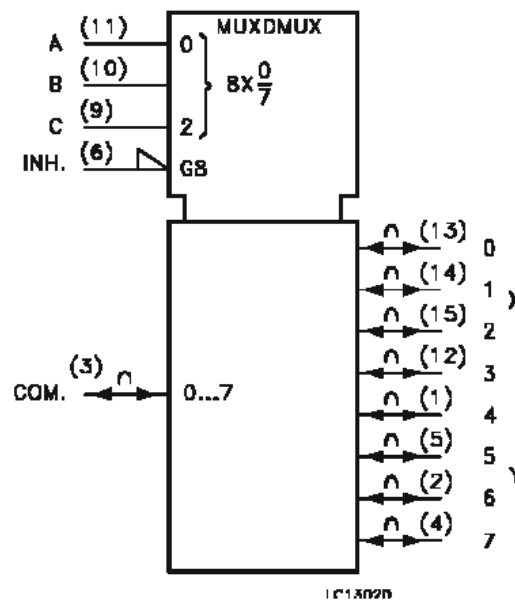


IC41 : 57V161610ET7



IC42 : M74HC4051RM

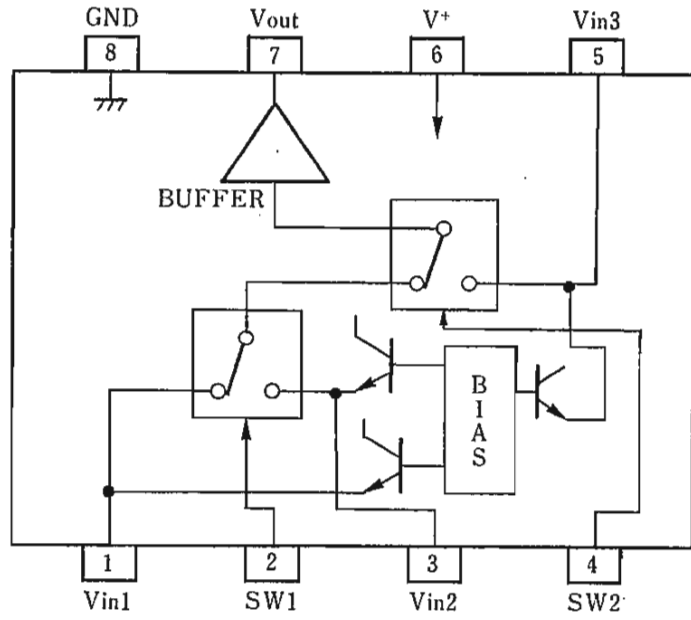
PIN No	SYMBOL	NAME AND FUNCTION
3	COM OUT/IN	Common Output/input
6	INH	INHIBIT Input
7	VEE	Negative Supply Voltage
11, 10, 9	A, B, C	Select Inputs
13, 14, 15, 12, 1, 5, 2, 4	0 TO 7	Independent Input/Outputs
8	GND	Ground (0V)
16	Vcc	Positive Supply Voltage



INPUT STATES				"ON" CHANNEL
INHIBIT	C	B	A	
L	L	L	L	0
L	L	L	H	1
L	L	H	L	2
L	L	H	H	3
L	H	L	L	4
L	H	L	H	5
L	H	H	L	6
L	H	H	H	7
H	X	X	X	NONE

X: DON'T CARE

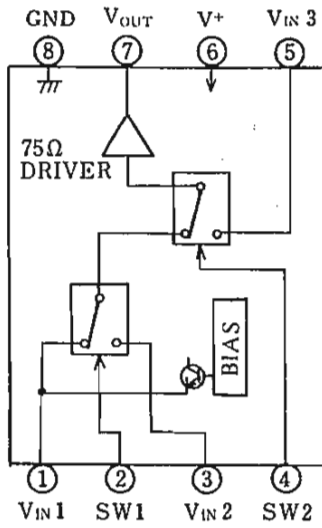
IC44 : NJM2535MTE1



PIN FUNCTION
 1 : Vin1
 2 : SW1
 3 : Vin2
 4 : SW2
 5 : Vin3
 6 : V+
 7 : Vout
 8 : GND

SW1	SW2	OUTPUT SIGNAL
L	L	V _{IN 1}
H	L	V _{IN 2}
L/H	H	V _{IN 3}

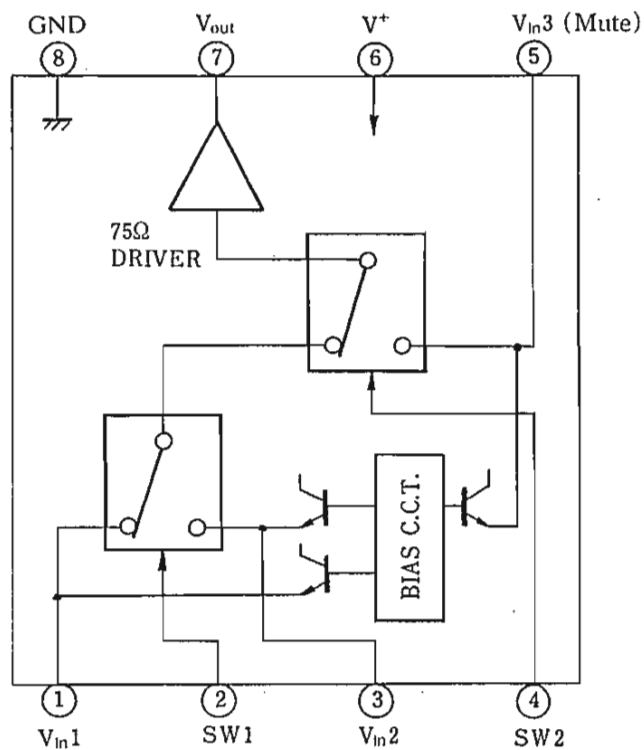
IC45 : NJM2264MTE1



SW 1	SW 2	OUTPUT SIGNAL
L	L	V _{IN 1}
H	L	V _{IN 2}
L/H	H	V _{IN 3}

IC46 : NJM2244MTE1

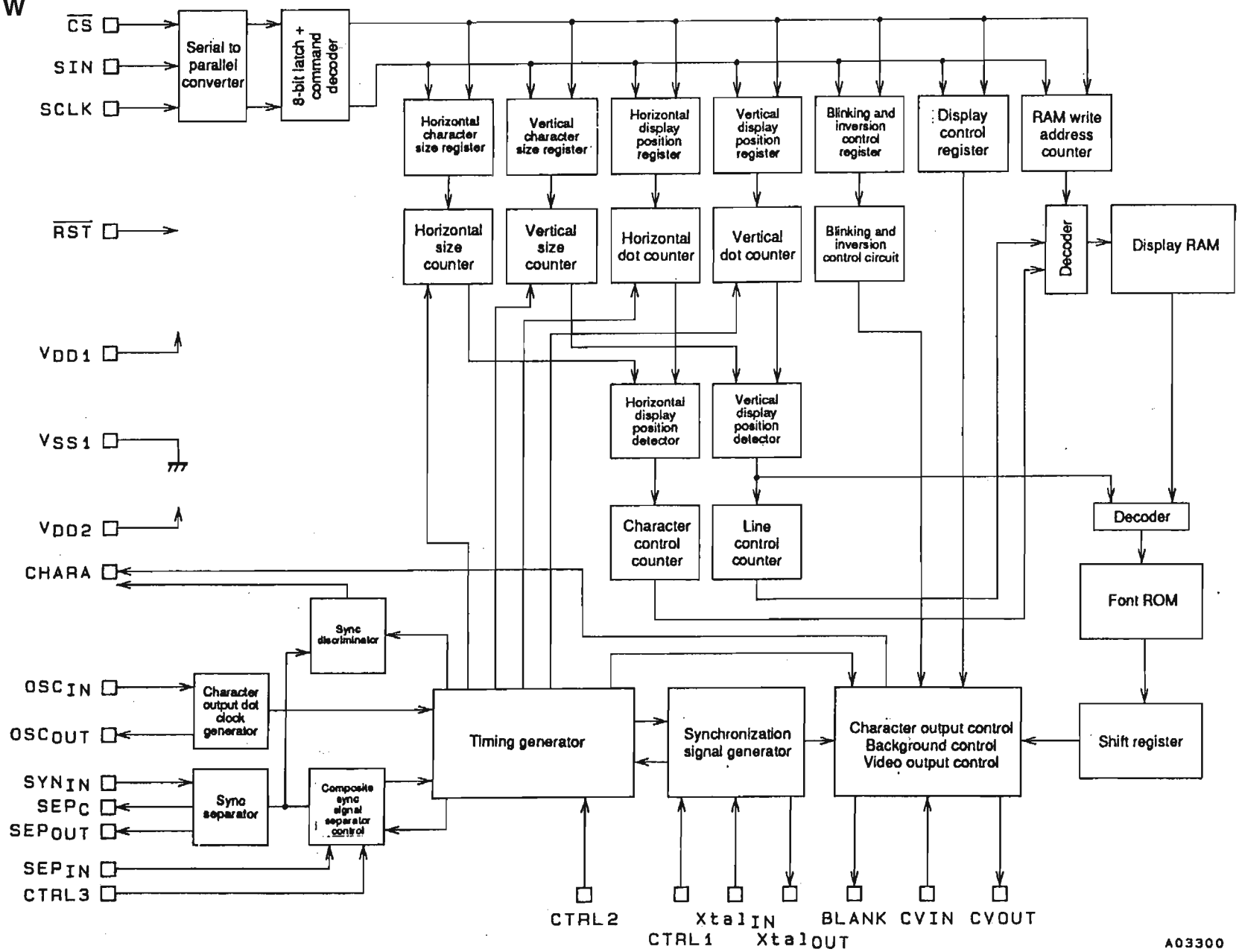
IC48 : NJM2244MTE1



SW 1	SW 2	OUTPUT SIGNAL
L	L	V _{IN 1}
H	L	V _{IN 2}
L/H	H	V _{IN 3}

note): Input clamp voltage is about 2/5 of supply voltage.

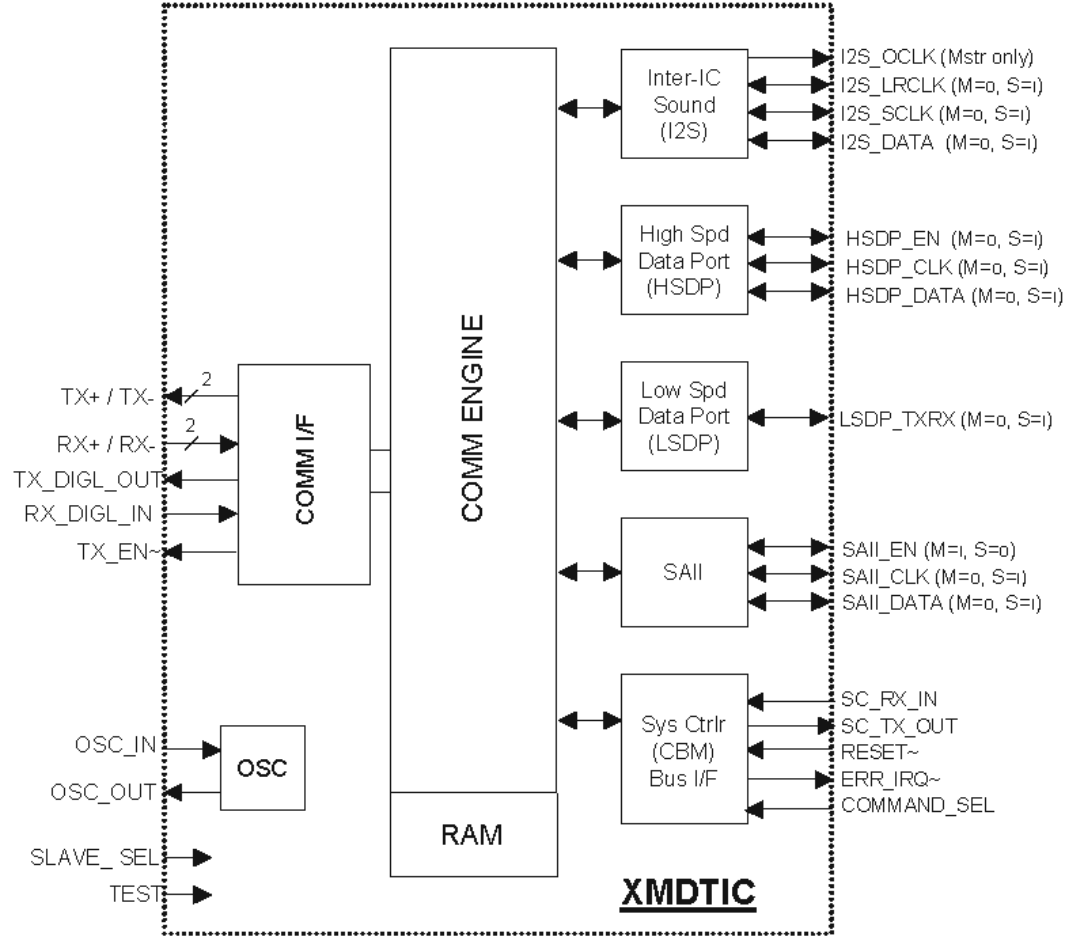
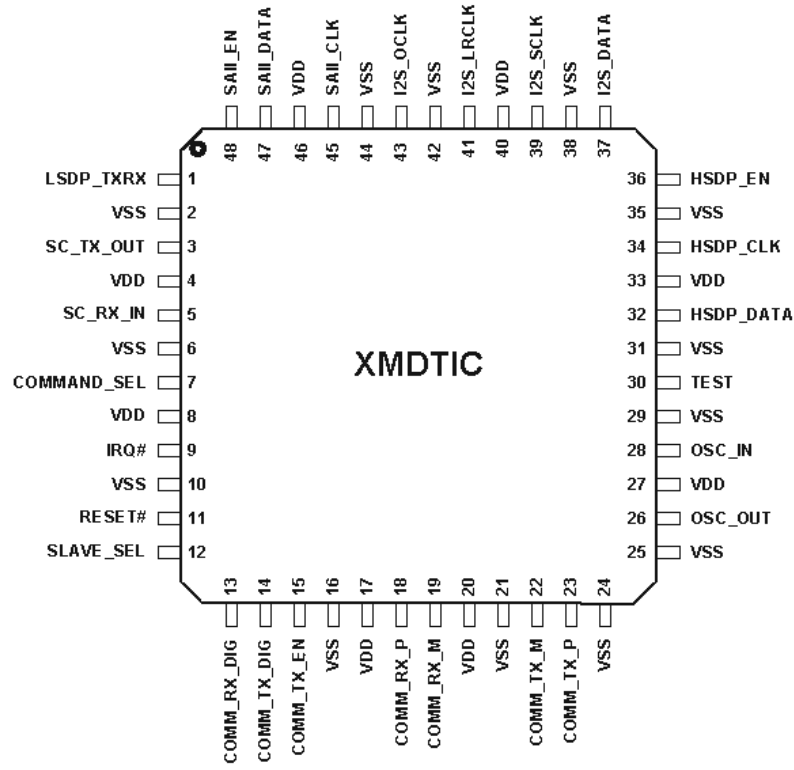
IC47 : LC74781W



A03300

Pin No.	Symbol	Function	Description
1	V _{SS1}	Ground	Ground connection (digital system ground)
2	Xtal _{IN}	Crystal oscillator connection	Used to connect the crystal oscillator and capacitor used to generate the internal synchronization signal, or to input an external clock (2fsc or 4fsc).
3	Xtal _{OUT}		
4	CTRL1	Crystal oscillator input switching	Switches between external clock input mode and crystal oscillator mode. Low = crystal oscillator mode, high = external clock mode
5	BLANK	Blanking output	Outputs the blank signal (the OR of the character and border signals). (Outputs a composite sync signal when MOD0 is high.) Outputs the crystal oscillator clock during reset (when the RST pin is low), but can be set up to not output this signal by microprocessor command.
6	OSC _{IN}	LC oscillator connection	Connections for the coil and capacitor that form the oscillator that generates the character output dot clock.
7	OSC _{OUT}		
8	CHARA	Character output	Outputs the character signal. (Functions as the external synchronization signal discrimination signal output pin when MOD0 is high, and outputs the state of the judgment as to whether the external synchronization signal is present or not. Outputs a high level when the synchronization signal is present.) Outputs the dot clock (LC oscillator) during reset, but can be set up to not output this signal by microprocessor command.
9	$\overline{\text{CS}}$	Enable input	Serial data input enable input. Serial data input is enabled when low. A pull-up resistor is built in (hysteresis input).
10	SCLK	Clock input	Serial data input clock input. A pull-up resistor is built in (hysteresis input).
11	SIN	Data input	Serial data input. A pull-up resistor is built in (hysteresis input).
12	V _{DD2}	Power supply	Composite video signal level adjustment power supply pin (analog system power supply).
13	CV _{OUT}	Video signal output	Composite video signal output
14	NC		Must be either connected to ground or left open.
15	CV _{IN}	Video signal input	Composite video signal input
16	V _{DD1}	Power supply	Power supply (+5 V: digital system power supply)
17	SYN _{IN}	Sync separator circuit input	Video signal input for the built-in sync separator circuit (Used for either horizontal synchronization signal or composite sync signal input when the built-in sync separator circuit is not used.)
18	SEP _C	Sync separator circuit bias voltage	Built-in sync separator circuit bias voltage monitor pin
19	SEP _{OUT}	Composite sync signal output	Built-in sync separator circuit composite sync signal output. (When MOD1 is high, outputs a high level during internal synchronization and a low level during external synchronization.) (Outputs the SYN _{IN} input signal when the internal sync separator circuit is not used.)
20	SEP _{IN}	Vertical synchronization signal input	Inputs a vertical synchronization signal created by integrating the SEP _{OUT} pin output signal. An integrator must be attached at the SEP _{OUT} pin. This pin must be tied to V _{DD1} if unused.
21	CTRL2	NTSC/PAL-M switching input	The setting indicated by this pin takes priority in switching between the NTSC, PAL, PAL-M and PAL-N formats. A low level selects NTSC after a reset. The microprocessor command NTSC, PAL, PAL-M, or PAL-N setting is valid. High = PAL-M format.
22	CTRL3	SEP _{IN} input control	Controls whether or not the $\overline{\text{VSYNC}}$ signal is input to the SEP _{IN} input. Low = $\overline{\text{VSYNC}}$ input, high = $\overline{\text{VSYNC}}$ not input.
23	RST	Reset input	System reset input. A pull-up resistor is built in (hysteresis input).
24	V _{DD1}	Power supply (+5 V)	Power supply (+5 V: digital system power supply)

IC51 : XMDT (SR5002/U only)



Pin #	Pin Name	Type	Function in Slave Mode	Function in Master Mode	Notes
1	LS DP_TXRX	S=In M=Out	Low Speed Data Port Output	Low Speed Data Port Input	LVTTTL S/T
3	SC_TX_OUT	S=Out M=Out	System Controller Bus (CBM) Transmit Data Out	System Controller Bus (CBM) Transmit Data Out	4mA, SLC
5	SC_RX_IN	S=In M=In	System Controller Bus (CBM) Receive Data In	System Controller Bus (CBM) Receive Data In	LVTTTL S/T
7	COMMAND_SEL	S=In M=In	Command Mode Select In (1= Command Mode, 0=Normal Mode)	Command Mode Select In (1= Command Mode, 0=Normal Mode)	LVTTTL S/T
9	IRQ#	S=Out M=Out	Interrupt Request Out (Active Low)	Interrupt Request Out (Active Low)	4mA Open Drain
11	RESET#	S=In M=In	Asynchronous Reset In, (Active Low)	Asynchronous Reset In, (Active Low)	LVTTTL S/T
12	SLAVE_SEL	S=In M=In	M/S Mode Select In (High = Slave Mode)	M/S Mode Select In (Low = Master Mode)	LVTTTL S/T
13	COMM_RX_DIG	S=In M=In	DT Comm Bus External Transceiver Receive Data In	DT Comm Bus External Transceiver Receive Data In	LVTTTL S/T
14	COMM_TX_DIG	Output	DT Comm Bus External Transceiver Transmit Data Out	DT Comm Bus External Transceiver Transmit Data Out	LVTTTL S/T
15	COMM_TX_EN	Output	DT Comm Bus External Transceiver Direction Out (1=Transmit, 0=Receive)	DT Comm Bus External Transceiver Direction Out (1=Transmit, 0=Receive)	LVTTTL S/T
18	COMM_RX_P	S=In M=In	DT Comm Bus Internal Receiver Differential Positive In	DT Comm Bus Internal Receiver Differential Positive In	LVDS in+
19	COMM_RX_M	S=In M=In	DT Comm Bus Internal Receiver Differential Negative In	DT Comm Bus Internal Receiver Differential Negative In	LVDS in-
22	COMM_TX_M	Output	DT Comm Bus Internal Transmitter Differential Negative Out	DT Comm Bus Internal Transmitter Differential Negative Out	LVDS out-
23	COMM_TX_P	Output	DT Comm Bus Internal Transmitter Differential Positive Out	DT Comm Bus Internal Transmitter Differential Positive Out	LVDS out+
26	OSC_OUT	Output	Crystal Output	Crystal Output	Crystal Buffer
28	OSC_IN	S=In M=In	Crystal Input	Crystal Input	Crystal Buffer
30	TEST	S=In M=In	Factory Test Mode Select (1=Test, 0= Normal Oper)	Factory Test Mode Select (1=Test, 0= Normal Oper)	LVTTTL S/T
32	HSDP_DATA	S=In M=Out	High Speed Data Port Data Input	High Speed Data Port Data Output	Out= 4mA, SLC In=LVTTTL S/T
34	HSDP_CLK	S=In M=Out	High Speed Data Port Clock Input	High Speed Data Port Clock Output	Out= 4mA, SLC In=LVTTTL S/T
36	HSDP_EN	S=Out M=In	High Speed Data Port Enable Output	High Speed Data Port Enable Input	Out= 4mA, SLC In=LVTTTL S/T
37	I2S_DATA	S=In M=Out	I2S Digital Port Data In	I2S Digital Audio Port Data Out	Out= 4mA, SLC In=LVTTTL S/T

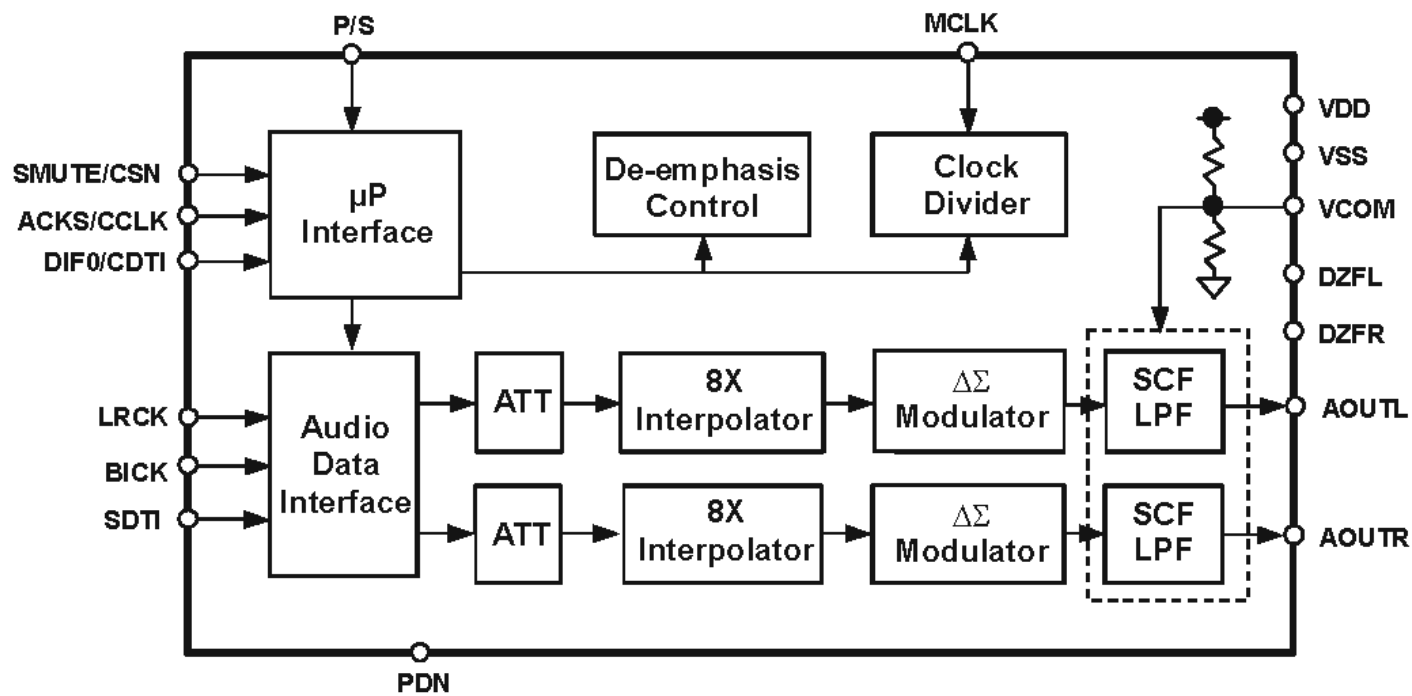
Pin #	Pin Name	Type	Function in Slave Mode	Function in Master Mode	Notes
39	I2S_SCLK	S=In M=Out	I2S Digital Audio Port Bit Clock In	I2S Digital Audio Port Bit Clock Out	Out= 4mA, SLC In=LVTTTL S/T
41	I2S_LRCLK	S=In M=Out	I2S Digital Audio Port Left/Right Clock In	I2S Digital Audio Port Left/Right Clock Out	Out= 4mA, SLC In=LVTTTL S/T
43	I2S_OCLK	S=In M=Out	I2S Digital Audio Port Oversample Clock (not used - connect to Gnd???)	I2S Digital Audio Port Oversample Clock Out	Out= 4mA, SLC
45	SAIL_CLK	S=Out M=In	SAIL Port Clock Output	SAIL Port Clock Input	Out= 4mA, SLC 3.3V S/T
47	SAIL_DATA	S=Out M=In	SAIL Port Data Output	SAIL Port Data Input	Out= 4mA, SLC In=LVTTTL S/T
48	SAIL_REQ	S=In M=Out	SAIL Port Request Input	SAIL Port Request Output	Out= 4mA, SLC In=LVTTTL S/T

Pin#	Pin Name	Type	Function in Slave Mode	Function in Master Mode	Notes
4, 8, 17, 20, 27, 33, 40, 46	VDD	PWR	+3.3V Supply Voltage	+3.3V Supply Voltage	
2, 6, 10, 16, 21, 24, 25, 29, 31, 25, 38, 42, 44	VSS	GND	Digital Ground	Digital Ground	

Notes: All Inputs are 3.3V LVTTTL compatible, S/T = Schmitt Trigger inputs, SLC = Slew Rate Controller Output

FEATURES

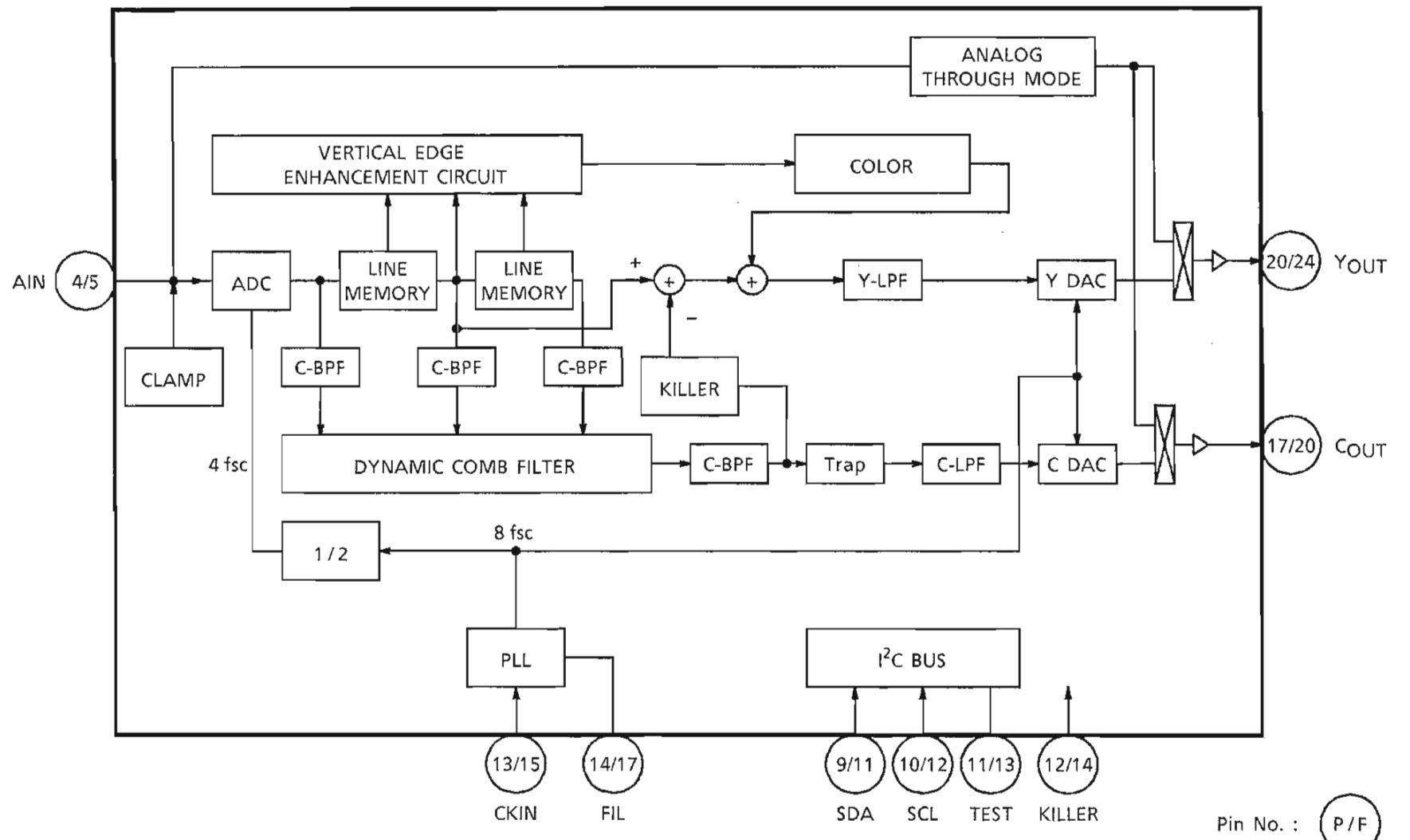
- Sampling Rate Ranging from 8kHz to 192kHz
- 128 times Oversampling (Normal Speed Mode)
- 64 times Oversampling (Double Speed Mode)
- 32 times Oversampling (Quad Speed Mode)
- 24-Bit 8 times FIR Digital Filter
- SCF with High Tolerance to Clock Jitter
- 2nd order Analog LPF
- Single Ended Output Buffer
- Digital de-emphasis for 32k, 44.1k and 48kHz sampling
- Soft mute
- Digital Attenuator (Linear 256 steps)
- I/F format: 24-Bit MSB justified, 24/20/16-Bit LSB justified or I²S
- Master clock: 256fs, 384fs, 512fs, 768fs or 1152fs (Normal Speed Mode)
128fs, 192fs, 256fs or 384fs (Double Speed Mode)
128fs, 192fs (Quad Speed Mode)
- THD+N: -94dB
- Dynamic Range: 106dB
- Power supply: 4.5 to 5.5V
- Very Small Package: 16pin TSSOP (6.4mm x 5.0mm)



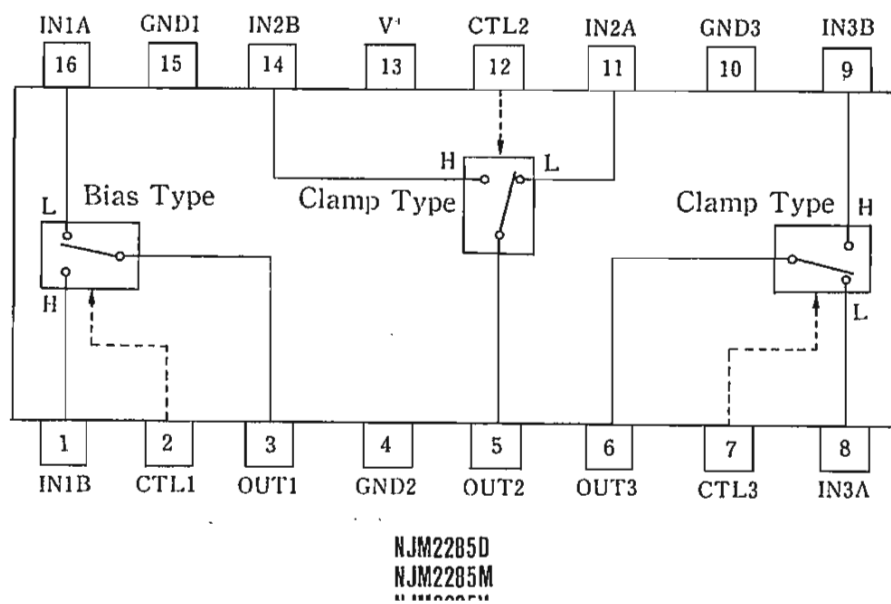
No.	Pin Name	I/O	Function
1	MCLK	I	Master Clock Input Pin An external TTL clock should be input on this pin.
2	BICK	I	Audio Serial Data Clock Pin
3	SDTI	I	Audio Serial Data Input Pin
4	LRCK	I	L/R Clock Pin
5	PDN	I	Power-Down Mode Pin When at "L", the AK4384 is in the power-down mode and is held in reset. The AK4384 should always be reset upon power-up.
6	SMUTE	I	Soft Mute Pin in parallel mode "H": Enable, "L": Disable
	CSN	I	Chip Select Pin in serial mode
7	ACKS	I	Auto Setting Mode Pin in parallel mode "L": Manual Setting Mode, "H": Auto Setting Mode
	CCLK	I	Control Data Clock Pin in serial mode
8	DIF0	I	Audio Data Interface Format Pin in parallel mode
	CDTI	I	Control Data Input Pin in serial mode
9	P/S	I	Parallel/Serial Select Pin (Internal pull-up pin) "L": Serial control mode, "H": Parallel control mode
10	AOUTR	O	Rch Analog Output Pin
11	AOUTL	O	Lch Analog Output Pin
12	VCOM	O	Common Voltage Pin, VDD/2 Normally connected to VSS with a 0.1μF ceramic capacitor in parallel with a 10μF electrolytic cap.
13	VSS	-	Ground Pin
14	VDD	-	Power Supply Pin
15	DZFR	O	Rch Data Zero Input Detect Pin
16	DZFL	O	Lch Data Zero Input Detect Pin

Note: All input pins except pull-up pin should not be left floating.

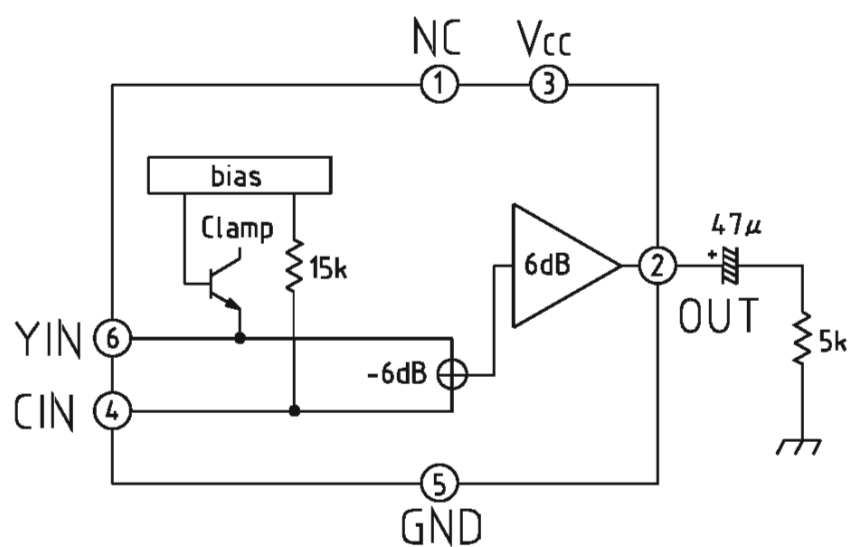
IC71 : TC90A49PG



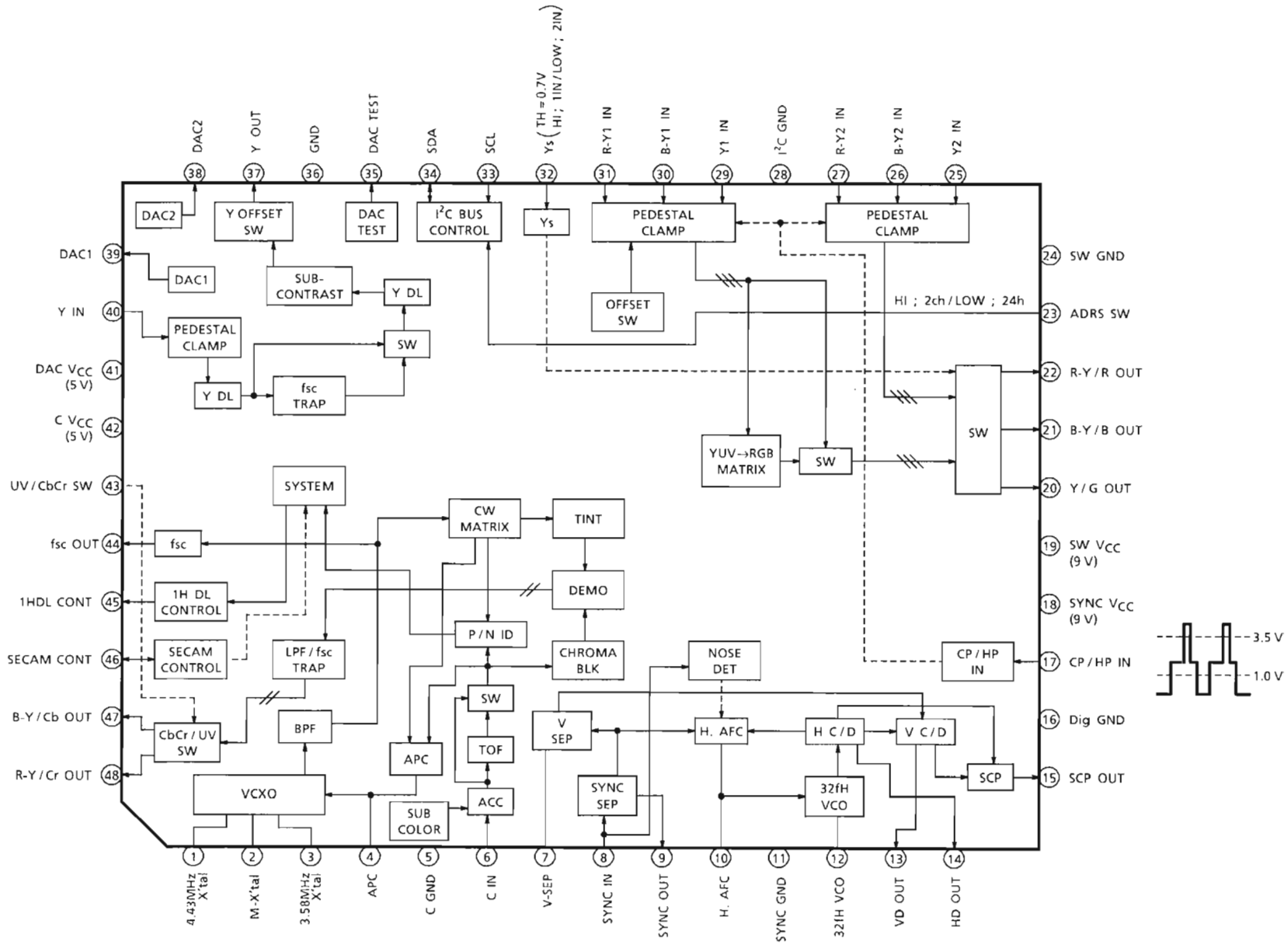
IC72 : NJM2285MTE1

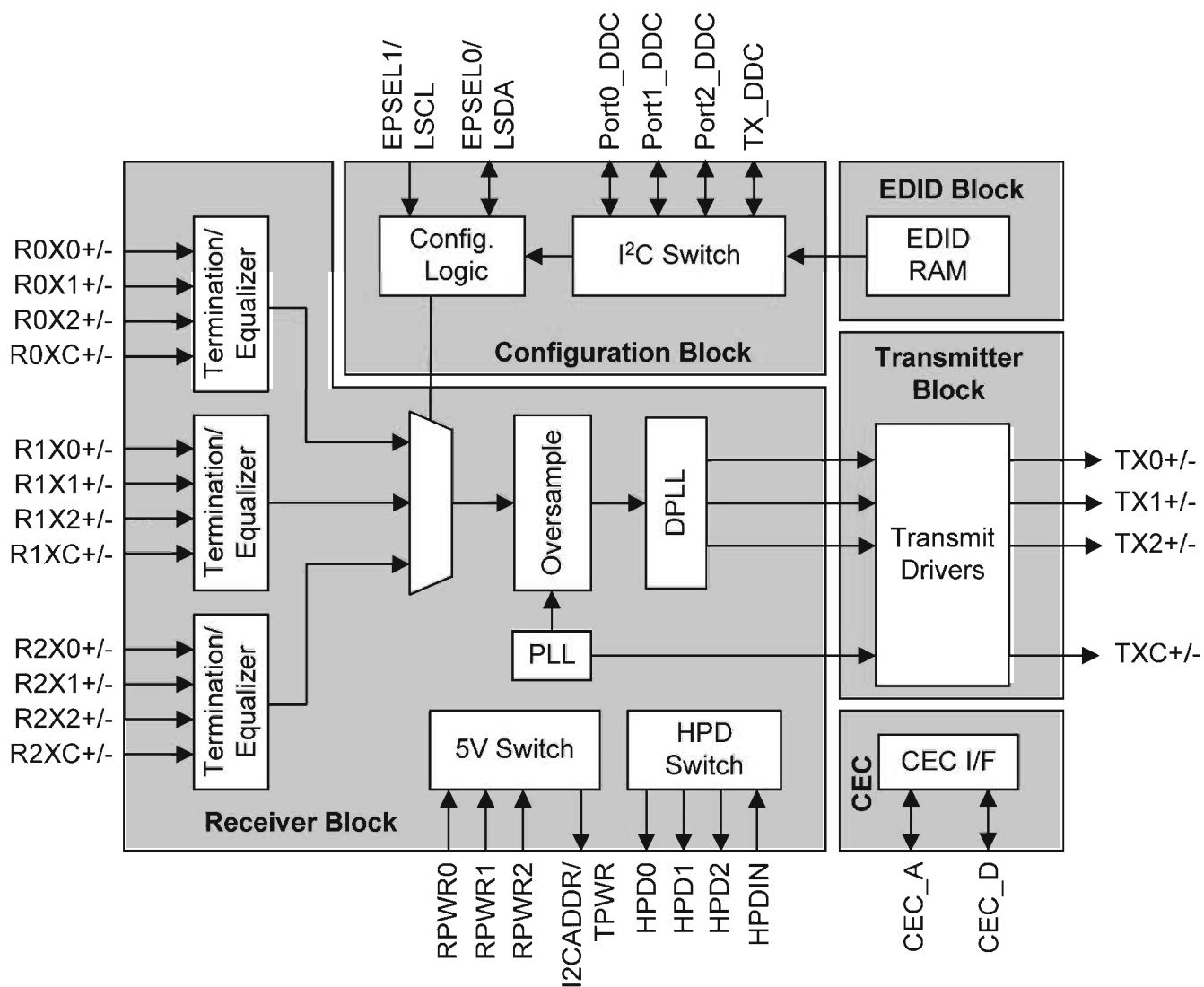



IC73 : MM1511XNRE



IC74 : TA1270BF





System Switching Pins

Pin Name	Pin #	Type	Dir	Description
DSDA0, DSDA1, DSDA2	30, 50, 70	LVTTL, Schmitt Trigger, 5V tolerant	Input/ Output	DDC I ² C Data for respective port Note 1
DSCL0, DSCL1, DSCL2	31, 51, 71	LVTTL, Schmitt Trigger, 5V tolerant	Input	DDC I ² C Clock for respective port Note 1
RPWR0, RPWR1, RPWR2	32, 52, 72	LVTTL, 5V Tolerant	Input	5V Port detection input for respective port Connect to 5V signal from HDMI input connector
HPD0, HDP1, HPD2	16, 36, 56	LVTTL, 2mA, 5V Tolerant	Output	Hot Plug Detect Output for respective port Connect to HOTPLUG of HDMI input connector
HPDIN	76	LVTTL, 5V Tolerant	Input	Hot Plug Detect Input
TSCL	78	LVTTL, Schmitt Trigger, Open Drain, 5V tolerant	Output	Master DDC I ² C Clock (Open Drain Output) to HDMI receiver I ² C transactions required for HDCP operation are performed over this I ² C bus Note 1
TSDA	77	LVTTL, Schmitt Trigger, 5V tolerant	Input/ Output	Master DDC Data (Open drain output) to HDMI receiver I ² C transactions required for HDCP operation are performed over this I ² C bus Note 1

Note:
1 These signals are true open drain, and do not pull to ground when power is not applied to the device. These signals require an external pull-up

Configuration Pins

Pin Name	Pin #	Type	Dir	Description
I2CADDR/ TPWR	79	LVTTL, 4mA, 5V Tolerant	Input/ Output	I ² C Slave Address input / Transmit Power Sense output pin When RESET# is low, this pin is used as an input to latch the I ² C sub-address. The level on this pin is latched when the RESET# pin transitions from low to high. When RESET# is high, this pin is used as the TPWR output, indicating that the selected Rx-port is has 5V present. When none of the Rx ports are selected, this signal is low. See page 15 for more information
I2CSEL/INT#	35	Schmitt Trigger, Open Drain, 4mA, 5V Tolerant	Input/ Output	I ² C Selection input / Interrupt output pin When RESET# is low, this pin is used as an input to latch the External Port Detection signal. The level on this pin is latched when the RESET# pin transitions from low to high. When this pin is high during reset, the external pins EPSEL1/LSCL and EPSEL0/LSDA are used to select the Rx-port as EPSEL[1:0]. When this pin is low during reset, the internal local I ² C register is used to select the Rx-port. After reset, this pin becomes the Interrupt output. This is an open-drain output and requires an external pull-up. See page 14 for more information
RSVDL	75		Input	Reserved for use by Silicon Image and must be tied low

Differential Signal Data Pins

Pin Name	Pin #	Type	Dir	Description
ROX0+	22	TMDS	Input	TMDS input Port 0 data pairs
ROX0-	21	TMDS	Input	
ROX1+	25	TMDS	Input	
ROX1-	24	TMDS	Input	
ROX2+	28	TMDS	Input	TMDS input Port 0 clock pair
ROX2-	27	TMDS	Input	
ROC+	19	TMDS	Input	TMDS input port 1 data pairs
ROC-	18	TMDS	Input	
R1X0+	42	TMDS	Input	TMDS input port 1 data pairs
R1X0-	41	TMDS	Input	
R1X1+	45	TMDS	Input	
R1X1-	44	TMDS	Input	
R1X2+	48	TMDS	Input	TMDS input Port 1 clock pair
R1X2-	47	TMDS	Input	
R1C+	39	TMDS	Input	TMDS input Port 2 data pairs
R1C-	38	TMDS	Input	
R2X0+	62	TMDS	Input	TMDS input port 2 data pairs
R2X0-	61	TMDS	Input	
R2X1+	65	TMDS	Input	
R2X1-	64	TMDS	Input	
R2X2+	68	TMDS	Input	TMDS input Port 2 clock pair
R2X2-	67	TMDS	Input	
R2C+	59	TMDS	Input	TMDS output data pairs
R2C-	58	TMDS	Input	
TX0+	7	TMDS	Output	TMDS output data pairs
TX0-	8	TMDS	Output	
TX1+	4	TMDS	Output	
TX1-	5	TMDS	Output	
TX2+	1	TMDS	Output	TMDS output clock pair
TX2-	2	TMDS	Output	
TXC+	10	TMDS	Output	TMDS output clock pair
TXC-	11	TMDS	Output	
EXT_SWMNG	12	Analog	Input	Voltage Swing Adjust. A resistor tied from this pin to AVCC18 determines the amplitude of the voltage swing. The recommended value is 500Ω.

Control Pins

Pin Name	Pin #	Type	Dir	Description
RESET#	13	LVTTL, Schmitt Trigger, 5V tolerant	Input	Reset Pin (Active LOW). Certain configuration inputs are latched when RESET# transitions from low to high. See page 14 for more information
LSCL/EPSEL1	15	Schmitt Trigger, 5V tolerant	Input	Local I ² C Clock / External Port Select 1. When I2CSEL is high, this becomes the Local I ² C bus clock pin, LSCL. When I2CSEL is low, this becomes the external port select pin, EPSEL1. True open drain, so does not pull to ground if power not applied. An external pull-up is required. See page 14 for more information
LSDA/EPSEL0	14	LVTTL, Schmitt Trigger, Open Drain, 5V tolerant	Input/ Output	Local I ² C Data / External Port Select 0. When I2CSEL is high, this becomes the Local I ² C bus data pin, LSDA. When I2CSEL is low, this becomes the external port select pin, EPSEL0. True open drain, so does not pull to ground if power not applied. An external pull-up is required. See page 14 for more information

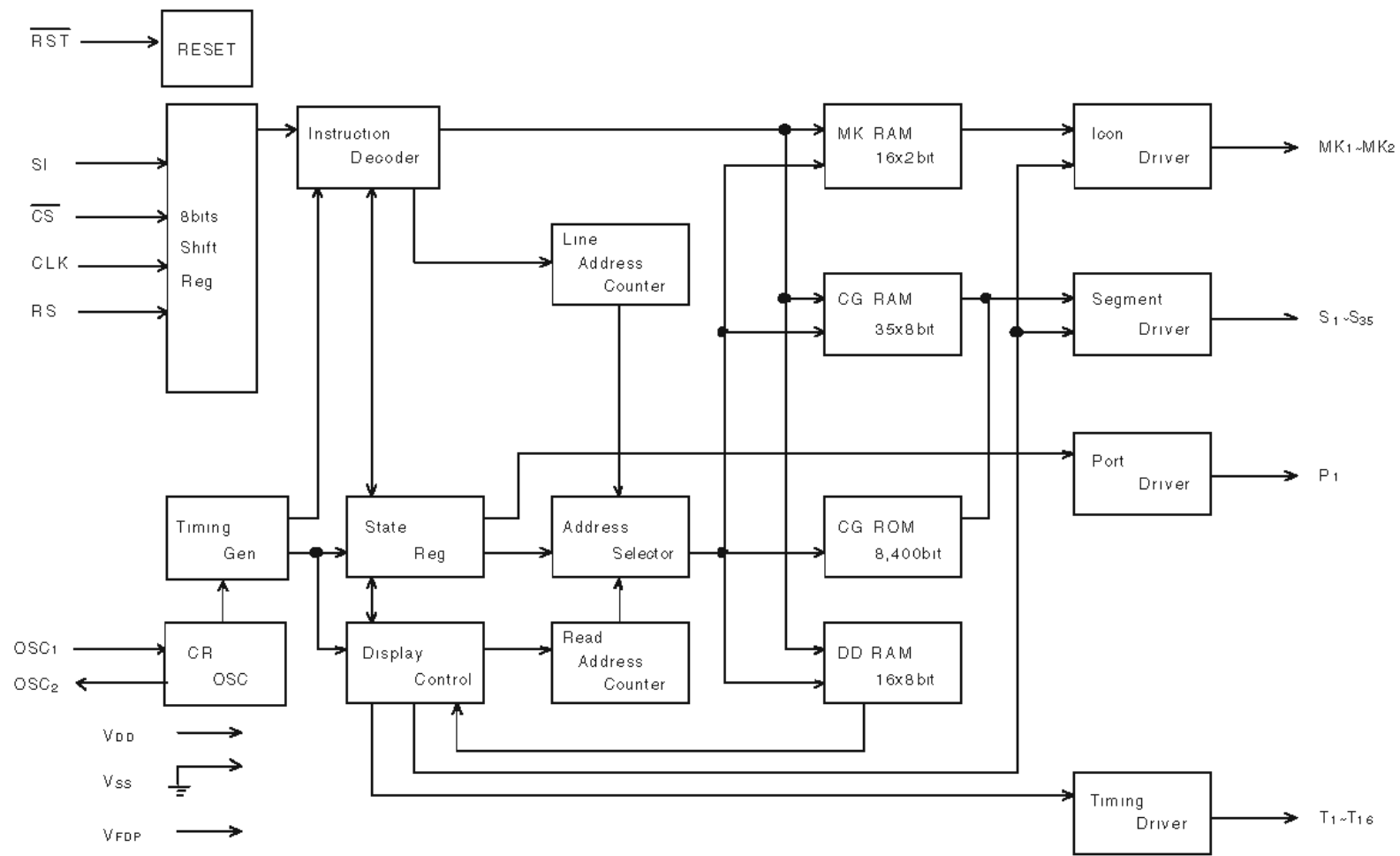
CEC Pins

Pin Name	Pin #	Type	Direction	Description
CEC_A	54	CEC Compliant, 5V tolerant	Input/ Output	HDMI compliant CEC I/O used to interface to CEC devices. CEC electrically compliant signal. This pin connects to the CEC signal of all HDMI connectors in the system. As an input, the pad acts as a LVTTL Schmitt triggered input and is 5V tolerant. As an output, the pad acts as an NMOS driver with resistive pull-up. This pin has an internal pull-up resistor.
CEC_D	53	LVTTL, Schmitt Trigger, 5V tolerant	Input/ Output	CEC interface to local system. True open-drain. An external pull-up is required. This pin typically connects to the local CPU.

Power and Ground Pins

Pin Name	Pin #	Type	Description
AVCC33	23, 43, 55, 63	Power	Analog VCC. Connect to 3.3V supply
AVCC18	6, 17, 29, 37, 49, 57, 69	Power	Analog VCC. Connect to 1.8V supply
AGND	3, 9, 20, 26, 40, 46, 60, 66, 80	Ground	Analog GND
DVCC18	33, 73	Power	Digital VCC. Connect to 1.8V supply
DGND	34, 74	Ground	Digital GND

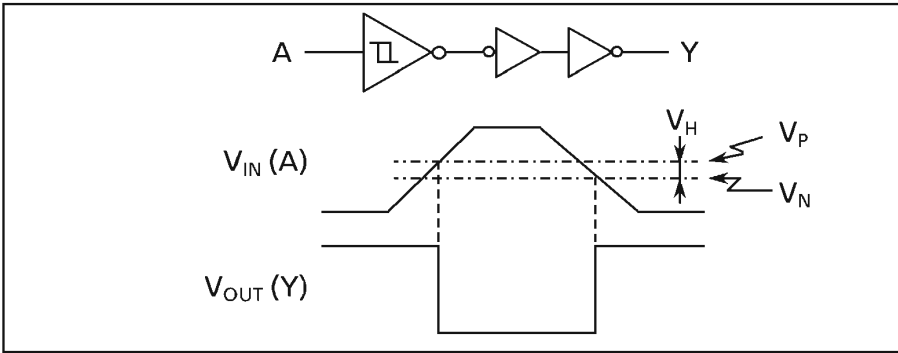
IC81 : NJU3430F



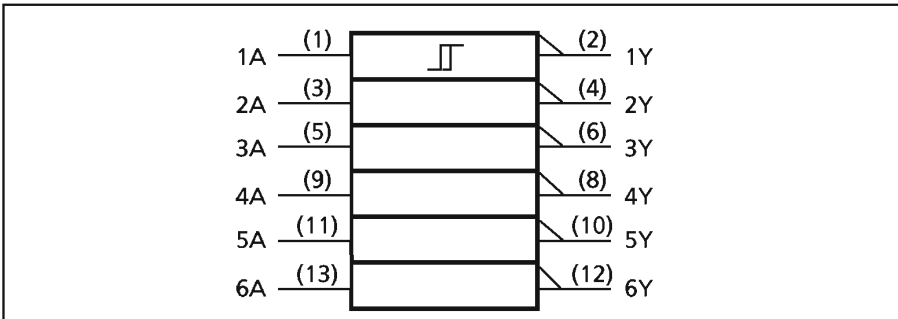
No.	SYMBOL	I/O	F U N C T I O N
57	VDD	-	Power Source : VDD=+3.0 to 5.5V
49	VSS	-	GND : VSS=0V
48	VFDP	-	VFD Driving Power Source VDD-20V to VDD-45V
50	OSC1	I	CR Oscillation Terminal External R and C connect to these terminals. (Target fOSC=360kHz)
51	OSC2	O	
54	CLK	I	Serial Clock Input Terminal The serial data input synchronizing the rise edge of this terminal.
53	\overline{CS}	I	Chip Select Terminal When the CS terminal is "H" the serial data input is not available.
55	SI	I	Serial Data Input Terminal The data input is MSB first.
56	RS	I	Register Selection Signal Input Terminal RS="0" : Instruction Register RS="1" : Data Register
52	\overline{RST}	I	Reset Terminal RST="L" : Reset -Each Address : (00)H -Each RAM Data : Unfixed -Display Digits : 16-digit -Contrast Control : 8/16 Dury -All Display Off -All Outputs are "L"
61 to 64, 1 to 31	S1 to S35	O	Segment Output Terminals (Internal Pull-down Resistance)
32 to 47	T1 to T16	O	Timing Output Terminals (Internal Pull-down Resistance)
60 59	MK1 MK2	O	Icon Output Terminals (Internal Pull-down Resistance)
58	P1	O	Output Port Terminal This terminal is suitable for LED.

IC82, IC83 : TC74VHCT14AFT

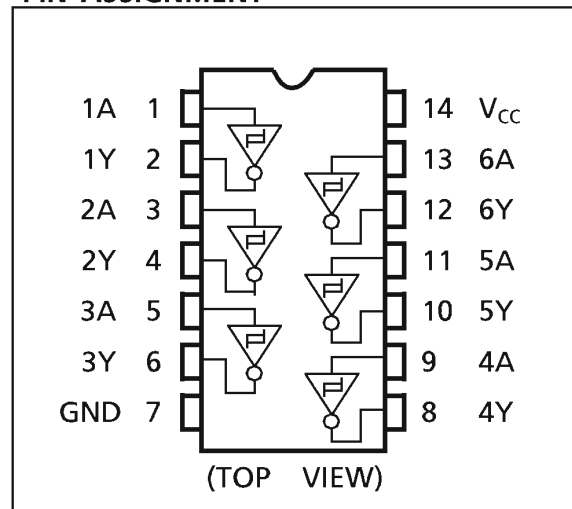
SYSTEM DIAGRAM, WAVEFORM



IEC LOGIC SYMBOL



PIN ASSIGNMENT

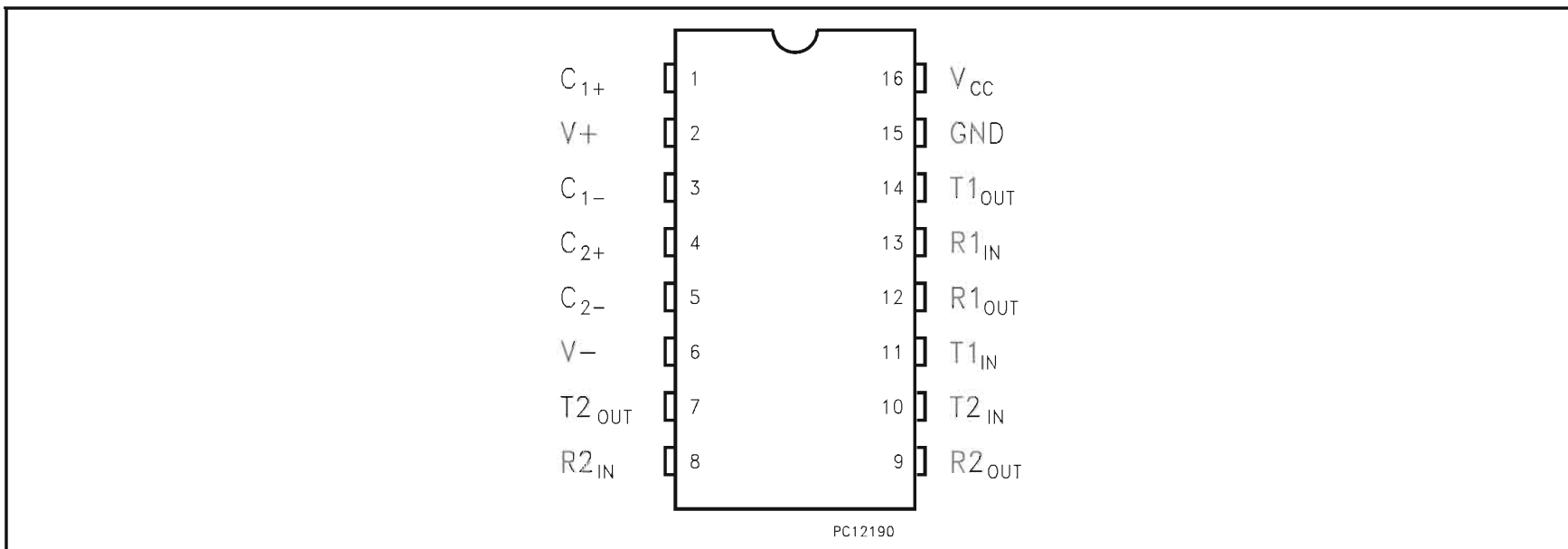


TRUTH TABLE

A	Y
L	H
H	L

IC83 : ST202EBW

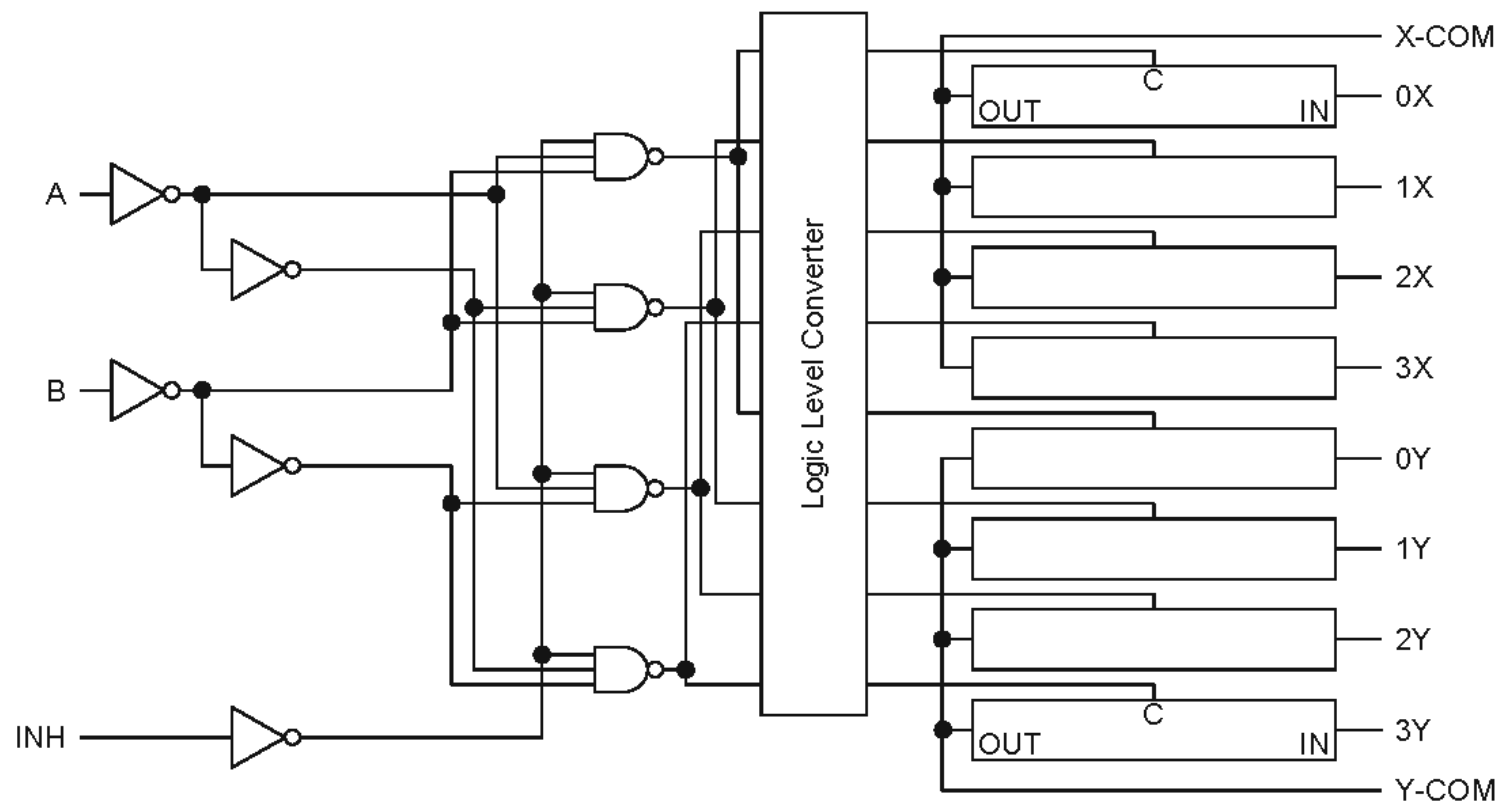
PIN CONFIGURATION



PIN DESCRIPTION

PIN N°	SYMBOL	NAME AND FUNCTION
1	C ₁₊	Positive Terminal for the first Charge Pump Capacitor
2	V+	Doubled Voltage Terminal
3	C ₁₋	Negative Terminal for the first Charge Pump Capacitor
4	C ₂₊	Positive Terminal for the second Charge Pump Capacitor
5	C ₂₋	Negative Terminal for the second Charge Pump Capacitor
6	V-	Inverted Voltage Terminal
7	T ₂ OUT	Second Transmitter Output Voltage
8	R ₂ IN	Second Receiver Input Voltage
9	R ₂ OUT	Second Receiver Output Voltage
10	T ₂ IN	Second Transmitter Input Voltage
11	T ₁ IN	First Transmitter Input Voltage
12	R ₁ OUT	First Receiver Output Voltage
13	R ₁ IN	First Receiver Input Voltage
14	T ₁ OUT	First Transmitter Output Voltage
15	GND	Ground
16	V _{CC}	Supply Voltage

IC95 : TC7MZ4052FK
 IC96 : TC7MZ4052FK



Control Inputs				"ON" Channel		
Inhibit	C*	B	A	MZ4051FK	MZ4052FK	MZ4053FK
L	L	L	L	0	0X, 0Y	0X, 0Y, 0Z
L	L	L	H	1	1X, 1Y	1X, 0Y, 0Z
L	L	H	L	2	2X, 2Y	0X, 1Y, 0Z
L	L	H	H	3	3X, 3Y	1X, 1Y, 0Z
L	H	L	L	4	—	0X, 0Y, 1Z
L	H	L	H	5	—	1X, 0Y, 1Z
L	H	H	L	6	—	0X, 1Y, 1Z
L	H	H	H	7	—	1X, 1Y, 1Z
H	X	X	X	None	None	None

X: Don't care, *: Except MZ4052FK

IC98 : SiI9033CTU

General Description

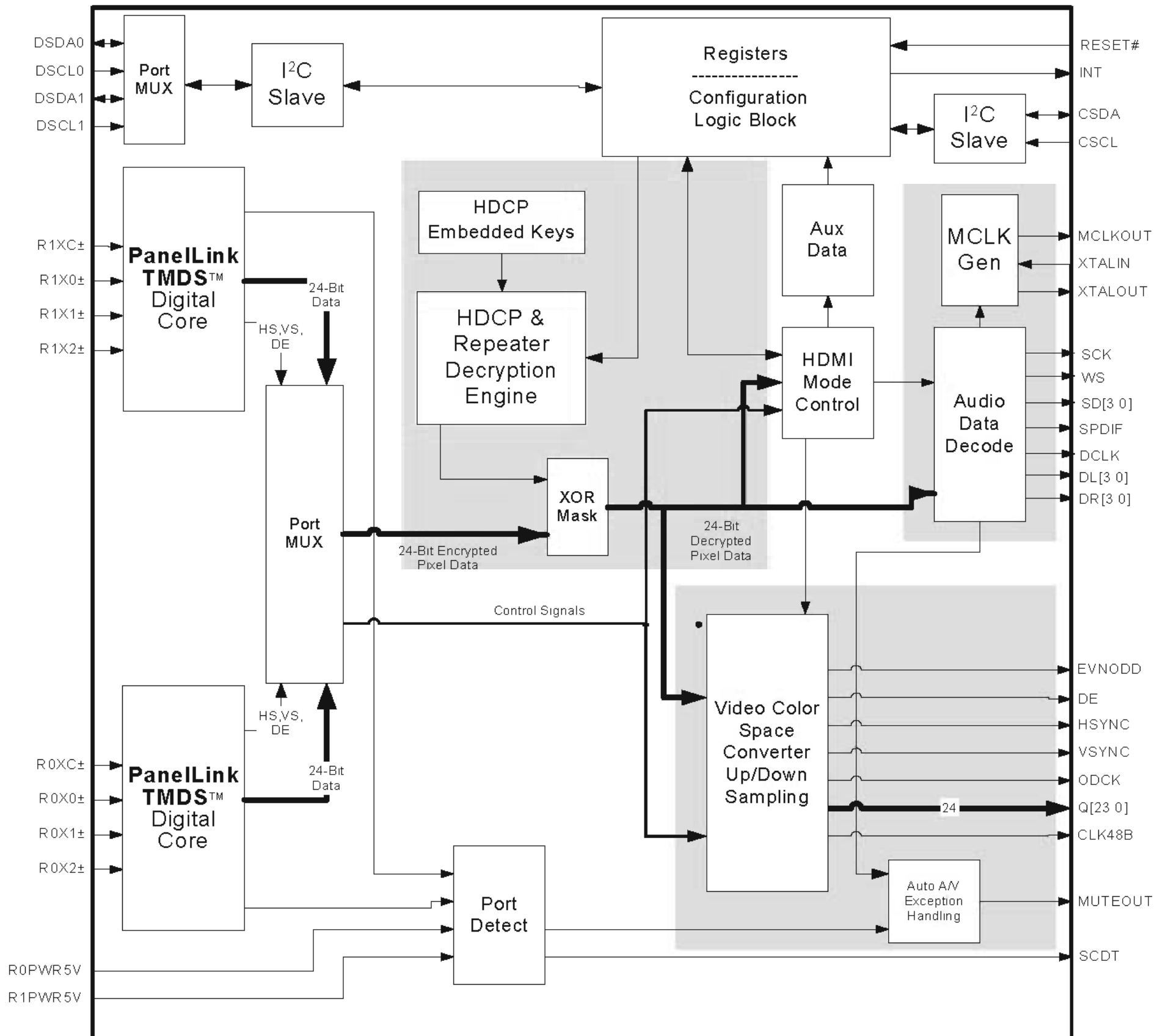
The SiI 9033 is a third generation PanelLink Cinema HDMI Receiver that is compatible with the SiI 9031 HDMI Receiver. It is compliant with the latest HDMI 1.2 (High Definition Multimedia Interface) Specification. Audio/Video Receivers and Media Receiver set-top boxes can now provide the highest quality protected digital audio/video over a single cable. Backward compatibility with DVI 1.0 allows HDMI systems to connect to existing DVI 1.0 hosts (such as HD set-top boxes and PCs).

The SiI 9033 is capable of receiving and outputting up to eight channels of uncompressed digital audio at 192 kHz and 2-channel digital audio up to 192 KHz. An industry-standard I²S port allows direct connection to low-cost audio DACs at up to 192 kHz. An S/PDIF port supports up to 192 kHz audio. The SiI 9033 supports SACD (Super Audio Compact Disc) and provides DSD (Direct Stream Digital) ports that support 44.1 and 88.2 kHz one-bit audio.

The SiI 9033 enables Audio/Video Receivers with full HDCP Repeater support to receive, decrypt, and output high quality video and audio to an Audio DSP and HDMI Transmitter. The SiI 9033 also comes pre-programmed with HDCP keys, which simplifies the manufacturing process and lowers costs, while providing the highest level of HDCP key security.

Silicon Image's PanelLink Cinema Receivers use the latest generation of PanelLink TMDS core technology. These PanelLink cores pass all HDMI compliancy tests.

IC98 : SiI9033CTU



Features

- Dual-Input HDMI 1.2, HDCP 1.1, and DVI 1.0 compliant Receiver
- Integrated PanelLink TMDSTM core.
- Digital video interface supports video processors:
 - 24-bit RGB / YCbCr 4:4:4
 - 16/20/24-bit YCbCr 4:2:2
 - 8/10/12-bit YCbCr 4:2:2 (ITU BT.656)
 - 12-bit DMO (Digital Multimedia Output) RGB/YCbCr 4:4:4 (clocked with rising & falling edges)
 - Color Space Conversion for both RGB-to-YCbCr and YCbCr-to-RGB (both 601 and 709)
 - Auto video mode configuration simplifies system firmware design
- Digital audio interface supports high-end audio systems:
 - One programmable I²S output for connection to low-cost DACs at 32-192kHz
 - Two channel uncompressed audio up to 192 KHz
 - Eight channel uncompressed audio up to 192 KHz
 - S/PDIF output supports PCM, Dolby Digital, DTS digital audio transmission (32-192 kHz Fs) using IEC 60958 and IEC 61937
 - One-bit audio - DSD and SACD (44.1 and 88.2 kHz)
 - Auto audio error detection with programmable soft mute
- Integrated HDCP decryption engine for receiving protected audio and video content:
 - Pre-programmed HDCP keys provide highest level of key security and simplify manufacturing
 - Full support for HDCP Repeaters (up to 16 attached downstream devices)
- HDCP Built in Self Test (BIST) lowers cost to test HDCP operation
- Pin compatible with SiI 9031
- Software compatible with SiI 9031
- Flexible power management
- 144-pin TQFP package

SiI 9030 Features
PanelLink Cinema Transmitter

Industry-Standard Compliance

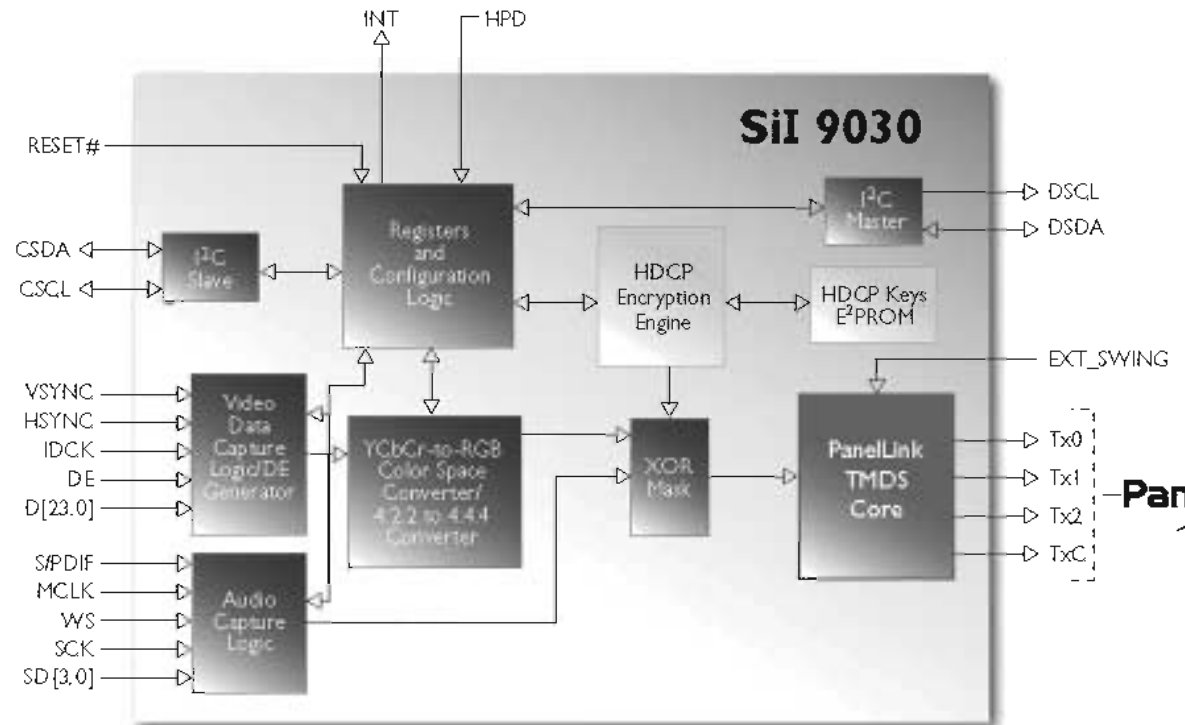
- HDMI 1.0
- DVI 1.0
- EIA/CEA-861B
- HDCP 1.1

Digital Video Output

- Integrated PanelLink® core
- Supports DTV (480i/576i/480p/576p/720p/1080i/1080p) and PC (VGA/XGA/SXGA/WSXGA) resolutions
- Flexible video interface supports DVD and HD MPEG decoders
 - 12/24-bit RGBYCbCr 4:4:4
 - 16/20/24-bit YCbCr 4:2:2
 - 8/10/12-bit YCbCr 4:2:2 (ITU-R BT.601 & BT.656)
- Integrated YCbCr ↔ RGB color space conversion
- 4:2:2 ↔ 4:4:4 up-converter
- Programmable Data Enable (DE) generator

Digital Audio Output

- DVD-Audio support thru 4xI²S inputs
- Supports 2-channel 192kHz or 8-channel 96kHz
- Supports IEC60958 2-channel PCM or IEC61937 compressed audio (Dolby Digital, DTS, etc.)
- Industry-standard S/PDIF input



Content Protection

- Integrated HDCP cipher engine
- Pre-programmed HDCP keys
 - Simplify manufacturing process
 - Most secure solution available
 - Lower system, manufacturing costs
- Encrypts both video and audio

System Operation

- Register-programmable via slave I2C interface
- Master I2C simplifies system design
- Flexible interrupt registers with interrupt pin
- Monitor detection supported through hot plug and receiver detection

Power Management

- 1.8V core provides low-power operation
- Flexible power-down modes

Silicon Image's SiI 9030 Starter Kit (CP9030HDMI)

Contents include:

Hardware

- SiI 9030 Transmitter Stand Alone Board
- HDMI to HDMI cable

Software

- HDMIGear Software Tool

Documentation

- User's Guide
- Schematics
- Bill of Materials (BOM)

13. ELECTRICAL PARTS LIST

PARTS INFORMATION

RESISTORS

- 1) 00MGD05 x x x 140, Carbon film fixed resistor, ±5% 1/4W
 2) 00MGD05 x x x 160, Carbon film fixed resistor, ±5% 1/6W
 ① — Resistance value

Examples ;

- ① Resistance value
 0.1Ω ... 001 10Ω ... 100 1kΩ ... 102 100kΩ ... 104
 0.5Ω ... 005 18Ω ... 180 2.7kΩ ... 272 680kΩ ... 684
 1Ω ... 010 100Ω ... 101 10kΩ ... 103 1MΩ ... 105
 6.8Ω ... 068 390Ω ... 391 22kΩ ... 223 4.7MΩ ... 475

Note : Please distinguish 1/4W from 1/6W by the shape of parts used actually.

CAPACITORS

CERAMIC CAP.

- 3) 00MDD1 x x x x 370, Ceramic capacitor
 Disc type
 Temp.coeff.P350 ~ N1000, 50V
 ② ③ — Capacity value
 — Tolerance

Examples ;

- ② Tolerance (Capacity deviation)
 ±0.25pF ... 0
 ±0.5pF ... 1
 ±5% ... 5

* Tolerance of COMMON PARTS handled here are as follows :

- 0.5pF ~ 5pF ... ±0.25pF
 6pF ~ 10pF ... ±0.5pF
 12pF ~ 560pF ... ±5%

③ Capacity value

- 0.5pF ... 005 3pF ... 030 100pF ... 101
 1pF ... 010 10pF ... 100 220pF ... 221
 1.5pF ... 015 47pF ... 470 560pF ... 561

CERAMIC CAP.

- 4) 00MDK16 x x x 300, High dielectric constant ceramic capacitor
 Disc type
 Temp.chara. 2B4, 50V
 ④ — Capacity value

Examples ;

- ④ Capacity value
 100pF ... 101 1000pF ... 102 10000pF ... 103
 470pF ... 471 2200pF ... 222

ELECTROLY CAP. (∇)

- 5) 00MEA x x x x x 10, Electrolytic capacitor
 One-way lead type, Tolerance ±20%
 ⑤ ⑥ — Working voltage
 — Capacity value

Examples ;

- ⑤ Capacity value
 0.1μF ... 104 4.7μF ... 475 100μF ... 107
 0.33μF ... 334 10μF ... 106 330μF ... 337
 1μF ... 105 22μF ... 226 1100μF ... 118
 2200μF ... 228
- ⑥ Working voltage
 6.3V ... 006 25V ... 025
 10V ... 010 35V ... 035
 16V ... 016 50V ... 050

FILM CAP. (\equiv)

- 6) 00MDF15 x x x 350 — Plastic film capacitor
 00MDF15 x x x 310 — One-way type, Mylar ±5% 50V
 00MDF16 x x x 310 — Plastic film capacitor
 One-way type, Mylar ±10% 50V
 ⑦ — Capacity value

Examples ;

- ⑦ Capacity value
 0.001μF (1000pF) ... 102 0.1μF ... 104
 0.0018μF ... 182 0.56μF ... 564
 0.01μF ... 103 1μF ... 105
 0.015μF ... 153

NOTE ON SAFETY FOR FUSIBLE RESISTOR :

The suppliers and their type numbers of fusible resistors are as follows;

1. KOA Corporation

Part No. (MJI)	Type No. (KOA)	Description
00MNH05 x x x 140	RF25S x x x x ΩJ	(±5% 1/4W)
00MNH05 x x x 120	RF50S x x x x ΩJ	(±5% 1/2W)
00MNH85 x x x 110	RF73B2A x x x x ΩJ	(±5% 1/10W)
00MNH95 x x x 140	RF73B2E x x x x ΩJ	(±5% 1/4W)

* Resistance value Resistance value (0.1 – 10kΩ)

2. Matsushita Electronic Components Co., Ltd

Part No. (MJI)	Type No. (MEC)	Description
00MNF05 x x x 140	ERD-2FCJ x x x	(±5% 1/4W)
00MRF05 x x x 140		
00MNF02 x x x 140	ERD-2FCG x x x	(±2% 1/4W)
00MRF02 x x x 140		

* Resistance value * Resistance value

Examples ;

- * Resistance value
 0.1Ω ... 001 10Ω ... 100 1kΩ ... 102 100kΩ ... 104
 0.5Ω ... 005 18Ω ... 180 2.7kΩ ... 272 680kΩ ... 684
 1Ω ... 010 100Ω ... 101 10kΩ ... 103 1MΩ ... 105
 6.8Ω ... 068 390Ω ... 391 22kΩ ... 223 4.7MΩ ... 475



ABBREVIATION AND MARKS

ANT. : ANTENNA	BATT. : BATTERY
CAP. : CAPACITOR	CER. : CERAMIC
CONN. : CONNECTING	DIG. : DIGITAL
HP : HEADPHONE	MIC. : MICROPHONE
μ-PRO : MICROPROCESSOR	REC. : RECORDING
RES. : RESISTOR	SPK : SPEAKER
SW : SWITCH	TRANSF. : TRANSFORMER
TRIM. : TRIMMING	TRS. : TRANSISTOR
VAR. : VARIABLE	XTAL : CRYSTAL

NOTE ON FUSE :

Regarding to all parts of parts code 00MFS20xxx2xx, replace only with Wickmann-Werke GmbH, Type 372 non glass type fuse.

NOTE ON SAFETY :

Symbol  Fire or electrical shock hazard. Only original parts should be used to replaced any part marked with symbol . Any other component substitution (other than original type), may increase risk of fire or electrical shock hazard.

安全上の注意 :

 がついている部品は、安全上重要な部品です。必ず指定されている部品番号の部品を使用して下さい。

P.W.B. NAME	POS. NO.	VERS. COLOR	PART NO. (FOR EUR)	PART NO. (MZ)	PART NAME	DESCRIPTION	
BRIDGE DIODE PWB (CUP11994Z)							
B DIODE	BN21		nsp	nsp	CORD	WIRE ASSY	CWB1E909080MM
B DIODE	▲ D991		90M-HE200250R	90M-HE200250R	DIODE	! GBJ1504	HVDGBJ1504
B DIODE	J847		nsp	nsp	CORD	SN95/PB5, 0.6	C3A206
B DIODE	J951		nsp	nsp	CORD	SN95/PB5, 0.6	C3A206
DOWNLOADER CONNECTOR PWB (CUP11994Z-10)							
DL CONN	BK87		nsp	nsp	BRACKET	BRACKET FOR PWB	CMD1A569
DL CONN	BK88		nsp	nsp	BRACKET	BRACKET FOR PWB	CMD1A569
DL CONN	BN85		nsp	nsp	CORD	WIRE ASSY	CWB2B907100EN
DL CONN	C848		nsp	nsp	CER. CAP.	0.1UF 50V Z	HCBS1H104ZFT
DL CONN	C849		nsp	nsp	CER. CAP.	0.1UF 50V Z	HCBS1H104ZFT
DL CONN	C850		nsp	nsp	CER. CAP.	0.1UF 50V Z	HCBS1H104ZFT
DL CONN	C853		nsp	nsp	CER. CAP.	0.1UF 50V Z	HCBS1H104ZFT
DL CONN	C854		nsp	nsp	CER. CAP.	0.1UF 50V Z	HCBS1H104ZFT
DL CONN	C855		nsp	nsp	CER. CAP.	0.1UF 50V Z	HCBS1H104ZFT
DL CONN	CN83		nsp	nsp	CONN.	7P WAFER CARD CABLE	CJP07GB113ZY
DL CONN	J837		nsp	nsp	CORD	SN95/PB5, 0.6	C3A206
FRONT TRANSF. PWB (CUP11994Z-5)							
F TRANS	BN96		nsp	nsp	CORD	WIRE ASSY	CWB1C909150BM
F TRANS	C891		nsp	nsp	FILM CAP.	0.01UF 100V J	HCQI1H103JZT
F TRANS	C933		nsp	nsp	FILM CAP.	0.01UF 100V J	HCQI1H103JZT
F TRANS	C934		nsp	nsp	FILM CAP.	0.01UF 100V J	HCQI1H103JZT
F TRANS	C935		nsp	nsp	FILM CAP.	0.01UF 100V J	HCQI1H103JZT
F TRANS	C936		nsp	nsp	FILM CAP.	0.01UF 100V J	HCQI1H103JZT
F TRANS	C937		nsp	nsp	CER. CAP.	0.01UF 50V Z	CCFT1H103ZF
F TRANS	C938		nsp	nsp	CER. CAP.	0.01UF 50V Z	CCFT1H103ZF
F TRANS	C939		nsp	nsp	FILM CAP.	0.01UF 100V J	HCQI1H103JZT
F TRANS	C940		nsp	00MOA47602520	ELECT CAP.	47UF 25V	CCEA1EH470T
F TRANS	C941		nsp	00MOA47605020	ELECT CAP.	47UF 50V	CCEA1HH470T
F TRANS	C942		nsp	00MOA47605020	ELECT CAP.	47UF 50V	CCEA1HH470T
F TRANS	C943		nsp	nsp	FILM CAP.	0.01UF 100V J	HCQI1H103JZT
F TRANS	C944		nsp	00MOA10705020	ELECT CAP.	100UF 50V	CCEA1HH101T
F TRANS	C945		nsp	00MOA47701620	ELECT CAP.	470UF 16V ZF	CCEA1CH471T
F TRANS	CN14		nsp	nsp	CONN.	7P STRAIGHT	CJP07GA19ZY
F TRANS	CN91		nsp	nsp	CONN.	3P STRAIGHT	CJP03GA01ZY
F TRANS	D981		nsp	90M-HD201730R	DIODE	1N4003	CVD1N4003ST
F TRANS	D982		nsp	90M-HD201730R	DIODE	1N4003	CVD1N4003ST
F TRANS	D983		nsp	90M-HD201730R	DIODE	1N4003	CVD1N4003ST
F TRANS	D984		nsp	90M-HD201730R	DIODE	1N4003	CVD1N4003ST
F TRANS	D985		nsp	90M-HD201730R	DIODE	1N4003	CVD1N4003ST
F TRANS	D986		nsp	90M-HD201730R	DIODE	1N4003	CVD1N4003ST
F TRANS	D987		nsp	90M-HD302150R	ZENER DIODE	6.8V 1/2W	HVDMTZJ6.8BT
F TRANS	D988		nsp	90M-HD302190R	ZENER DIODE	30V 1/2W	HVDMTZJ30BT
F TRANS	D989		nsp	90M-HD201730R	DIODE	1N4003	CVD1N4003ST
F TRANS	J842		nsp	nsp	CORD	SN95/PB5, 0.6	C3A206
F TRANS	Q901		nsp	00MHT600141B0	TRS.	KTA1271Y	HVTKTA1271YT
F TRANS	▲ R954		nsp	90M-NH000080R	FUSE RES.	! 0.47 OHM 1W J	KRQ1AJR47H
F TRANS	▲ R955		nsp	90M-NH000080R	FUSE RES.	! 0.47 OHM 1W J	KRQ1AJR47H
F TRANS	▲ R956		nsp	90M-NH000150R	FUSE RES.	! 0.15 OHM 1W J	KRQ1AJR15H
F TRANS	▲ R957		nsp	90M-NH000150R	FUSE RES.	! 0.15 OHM 1W J	KRQ1AJR15H
F TRANS	R958		nsp	nsp	RES.	3.3 OHM 1/4W	CRD25FJ3R3T
F TRANS	R959		nsp	nsp	RES.	4.7 OHM 1/5W J	CRD20TJ4R7T
F TRANS	R960		nsp	nsp	RES.	10 OHM 1/5W J	CRD20TJ100T
F TRANS	R961		nsp	nsp	RES.	4.7 OHM 1/5W J	CRD20TJ4R7T
F TRANS	R962		nsp	nsp	RES.	47K OHM 1/5W J	CRD20TJ473T
F TRANS	R963		nsp	nsp	RES.	1.2K OHM 1/5W J	CRD20TJ122T
FRONT PWB (CUP11994Z)							
FRONT	BK11		nsp	nsp	BRACKET	BRACKET FLT	CMD1A468
FRONT	BK12		nsp	nsp	BRACKET	BRACKET FLT	CMD1A468
FRONT	BK84		nsp	nsp	TERMINAL	PLATE EARTH	CMC3A111
FRONT	BK85		nsp	nsp	TERMINAL	PLATE EARTH	CMC3A111
FRONT	BN14		nsp	nsp	CORD	WIRE ASSY	CWB1B907250EN
FRONT	BN41		nsp	nsp	CORD	WIRE ASSY	CWB2B905350BM
FRONT	BN43		nsp	nsp	CORD	WIRE ASSY	CWB2B909500EN
FRONT	BN86		nsp	nsp	CORD	WIRE ASSY	CWB2B911050EN
FRONT	C801		nsp	00MOA10701620	ELECT CAP.	100UF 16V	CCEA1CH101T
FRONT	C802		nsp	00MOA10605020	ELECT CAP.	10UF 50V	CCEA1HH100T

NOTE *nsp* PART IS LISTED FOR REFERENCE ONLY, MARANTZ WILL NOT SUPPLY THESE PARTS

P.W.B. NAME	POS. NO.	VERS. COLOR	PART NO. (FOR EUR)	PART NO. (MZ)	PART NAME	DESCRIPTION	
FRONT	C804		nsp	nsp	CER. CAP.	0.01UF 50V Z	HCBS1H103ZFT
FRONT	C805		nsp	nsp	CER. CAP.	100PF 50V K	HCBS1H101KBT
FRONT	C806		nsp	00MOA10705020	ELECT CAP.	100UF 50V	CCEA1HH101T
FRONT	C807		nsp	nsp	CER. CAP.	100PF 50V K	HCBS1H101KBT
FRONT	C809		nsp	nsp	CER. CAP.	100PF 50V K	HCBS1H101KBT
FRONT	C810		nsp	nsp	CER. CAP.	100PF 50V K	HCBS1H101KBT
FRONT	C811		nsp	nsp	CER. CAP.	100PF 50V K	HCBS1H101KBT
FRONT	C812		nsp	nsp	CER. CAP.	0.1UF 50V Z	HCBS1H104ZFT
FRONT	C813		nsp	00MEJ10601610	ELECT CAP.	100UF 16V KS	CCEA1CKS101T
FRONT	C814		nsp	nsp	CER. CAP.	100PF 50V K	HCBS1H101KBT
FRONT	C815		nsp	nsp	CER. CAP.	100PF 50V K	HCBS1H101KBT
FRONT	C816		nsp	nsp	CER. CAP.	100PF 50V K	HCBS1H101KBT
FRONT	C817		nsp	nsp	CER. CAP.	100PF 50V K	HCBS1H101KBT
FRONT	C818		nsp	nsp	CER. CAP.	100PF 50V K	HCBS1H101KBT
FRONT	C819		nsp	nsp	CER. CAP.	0.1UF 50V Z	HCBS1H104ZFT
FRONT	C820		nsp	nsp	CER. CAP.	100PF 50V K	HCBS1H101KBT
FRONT	C821		nsp	90M-EJ000040R	ELECT CAP.	10UF 50V KS	CCEA1HKS100T
FRONT	C822		nsp	nsp	CER. CAP.	100PF 50V K	HCBS1H101KBT
FRONT	C824		nsp	nsp	CER. CAP.	0.1UF 50V Z	HCBS1H104ZFT
FRONT	C825		nsp	nsp	CER. CAP.	390PF 50V KB	HCBS1H391KBT
FRONT	C826		nsp	nsp	CER. CAP.	100PF 50V K	HCBS1H101KBT
FRONT	C827		nsp	nsp	CER. CAP.	100PF 50V K	HCBS1H101KBT
FRONT	C828		nsp	00MEJ10601610	ELECT CAP.	100UF 16V KS	CCEA1CKS101T
FRONT	C831		nsp	nsp	CER. CAP.	0.1UF 50V Z	HCBS1H104ZFT
FRONT	C832		nsp	00MOA10505020	ELECT CAP.	1UF 50V	CCEA1HH1R0T
FRONT	C833		nsp	00MOA10505020	ELECT CAP.	1UF 50V	CCEA1HH1R0T
FRONT	C834		nsp	00MOA10505020	ELECT CAP.	1UF 50V	CCEA1HH1R0T
FRONT	C835		nsp	00MOA10605020	ELECT CAP.	10UF 50V	CCEA1HH100T
FRONT	C836		nsp	00MOA10605020	ELECT CAP.	10UF 50V	CCEA1HH100T
FRONT	C837		nsp	nsp	CER. CAP.	470PF 50V	HCBS1H471KBT
FRONT	C838		nsp	nsp	CER. CAP.	470PF 50V	HCBS1H471KBT
FRONT	C840		nsp	nsp	CER. CAP.	0.1UF 50V Z	HCBS1H104ZFT
FRONT	C851		nsp	nsp	CER. CAP.	0.01UF 50V Z	HCBS1H103ZFT
FRONT	C852		nsp	00MOA47602520	ELECT CAP.	47UF 25V	CCEA1EH470T
FRONT	C878		nsp	00MOA47505020	ELECT CAP.	4.7UF 50V	CCEA1HH4R7T
FRONT	C879		nsp	nsp	CER. CAP.	100PF 50V K	HCBS1H101KBT
FRONT	C880		nsp	nsp	CER. CAP.	0.1UF 50V Z	HCBS1H104ZFT
FRONT	C881		nsp	00MOA47505020	ELECT CAP.	4.7UF 50V	CCEA1HH4R7T
FRONT	C882		nsp	nsp	CER. CAP.	100PF 50V K	HCBS1H101KBT
FRONT	C883		nsp	00MOA33602520	ELECT CAP.	33UF 25V	CCEA1EH330T
FRONT	C884		nsp	nsp	CER. CAP.	470PF 50V	HCBS1H471KBT
FRONT	C885		nsp	00MOA22605020	ELECT CAP.	22UF 50V	CCEA1HH220T
FRONT	C886		nsp	00MOA47505020	ELECT CAP.	4.7UF 50V	CCEA1HH4R7T
FRONT	C887		nsp	nsp	CER. CAP.	0.1UF 50V Z	HCBS1H104ZFT
FRONT	C888		nsp	nsp	CER. CAP.	0.1UF 50V Z	HCBS1H104ZFT
FRONT	C890		nsp	nsp	CER. CAP.	470PF 50V	HCBS1H471KBT
FRONT	CN15		nsp	nsp	CONN.	19P WAFER CARD CABLE	CJP19GA117ZY
FRONT	D802		90M-HI101190R	90M-HI101190R	L.E.D.	BLUE LED TOL-52CSBBCEAB2	CVD52CSBBCEAB2
FRONT	D803		nsp	00MHD20015210	DIODE	1SS133T-77	CVD1SS133MT
FRONT	D804		nsp	00MHD20015210	DIODE	1SS133T-77	CVD1SS133MT
FRONT	EN81		90M-SR000240R	90M-SR000240R	ROTARY SW	EC16B243040HB	HSR2A004Z
FRONT	FL81		90M-HQ300620R	90M-HQ300620R	DISPLAY	16-BT-110GNK	HFL16BT110GNK
FRONT	IC81		00MHC10220090	00MHC10220090	IC	NJU3430F VFD DRIVER	HVINJU3430F
FRONT	IC82		90M-HC700550R	90M-HC700550R	IC	TC74HCU04AFNG	HVI74HCU04AFNG
FRONT	IC84		00MHC10102090	00MHC10102090	IC	NJM2068MD-TE1	HVINJM2068MDTE1
FRONT	J801		nsp	nsp	CORD	SN95/PB5, 0.6	C3A206
FRONT	J805		nsp	nsp	CORD	SN95/PB5, 0.6	C3A206
FRONT	J806		nsp	nsp	CORD	SN95/PB5, 0.6	C3A206
FRONT	J807		nsp	nsp	CORD	SN95/PB5, 0.6	C3A206
FRONT	J808		nsp	nsp	CORD	SN95/PB5, 0.6	C3A206
FRONT	J809		nsp	nsp	CORD	SN95/PB5, 0.6	C3A206
FRONT	J810		nsp	nsp	CORD	SN95/PB5, 0.6	C3A206
FRONT	J812		nsp	nsp	CORD	SN95/PB5, 0.6	C3A206
FRONT	J813		nsp	nsp	CORD	SN95/PB5, 0.6	C3A206
FRONT	J814		nsp	nsp	CORD	SN95/PB5, 0.6	C3A206
FRONT	J815		nsp	nsp	CORD	SN95/PB5, 0.6	C3A206
FRONT	J816		nsp	nsp	CORD	SN95/PB5, 0.6	C3A206

NOTE "nsp" PART IS LISTED FOR REFERENCE ONLY, MARANTZ WILL NOT SUPPLY THESE PARTS

P.W.B. NAME	POS. NO.	VERS. COLOR	PART NO. (FOR EUR)	PART NO. (MZ)	PART NAME	DESCRIPTION	
FRONT	J817		nsp	nsp	CORD	SN95/PB5, 0.6	C3A206
FRONT	J818		nsp	nsp	CORD	SN95/PB5, 0.6	C3A206
FRONT	J819		nsp	nsp	CORD	SN95/PB5, 0.6	C3A206
FRONT	J820		nsp	nsp	CORD	SN95/PB5, 0.6	C3A206
FRONT	J821		nsp	nsp	CORD	SN95/PB5, 0.6	C3A206
FRONT	J824		nsp	nsp	CORD	SN95/PB5, 0.6	C3A206
FRONT	J825		nsp	nsp	CORD	SN95/PB5, 0.6	C3A206
FRONT	J826		nsp	nsp	CORD	SN95/PB5, 0.6	C3A206
FRONT	J827		nsp	nsp	CORD	SN95/PB5, 0.6	C3A206
FRONT	J828		nsp	nsp	CORD	SN95/PB5, 0.6	C3A206
FRONT	J829		nsp	nsp	CORD	SN95/PB5, 0.6	C3A206
FRONT	J830		nsp	nsp	CORD	SN95/PB5, 0.6	C3A206
FRONT	J831		nsp	nsp	CORD	SN95/PB5, 0.6	C3A206
FRONT	J832		nsp	nsp	CORD	SN95/PB5, 0.6	C3A206
FRONT	J833		nsp	nsp	CORD	SN95/PB5, 0.6	C3A206
FRONT	J834		nsp	nsp	CORD	SN95/PB5, 0.6	C3A206
FRONT	J839		nsp	nsp	CORD	SN95/PB5, 0.6	C3A206
FRONT	J841		nsp	nsp	CORD	SN95/PB5, 0.6	C3A206
FRONT	J844		nsp	nsp	CORD	SN95/PB5, 0.6	C3A206
FRONT	J845		nsp	nsp	CORD	SN95/PB5, 0.6	C3A206
FRONT	J846		nsp	nsp	CORD	SN95/PB5, 0.6	C3A206
FRONT	J848		nsp	nsp	CORD	SN95/PB5, 0.6	C3A206
FRONT	J849		nsp	nsp	CORD	SN95/PB5, 0.6	C3A206
FRONT	J850		nsp	nsp	CORD	SN95/PB5, 0.6	C3A206
FRONT	J851		nsp	nsp	CORD	SN95/PB5, 0.6	C3A206
FRONT	J852		nsp	nsp	CORD	SN95/PB5, 0.6	C3A206
FRONT	J853		nsp	nsp	CORD	SN95/PB5, 0.6	C3A206
FRONT	J854		nsp	nsp	CORD	SN95/PB5, 0.6	C3A206
FRONT	J857		nsp	nsp	CORD	SN95/PB5, 0.6	C3A206
FRONT	J858		nsp	nsp	CORD	SN95/PB5, 0.6	C3A206
FRONT	J861		nsp	nsp	CORD	SN95/PB5, 0.6	C3A206
FRONT	J862		nsp	nsp	CORD	SN95/PB5, 0.6	C3A206
FRONT	J863		nsp	nsp	CORD	SN95/PB5, 0.6	C3A206
FRONT	J864		nsp	nsp	CORD	SN95/PB5, 0.6	C3A206
FRONT	J865		nsp	nsp	CORD	SN95/PB5, 0.6	C3A206
FRONT	J868		nsp	nsp	CORD	SN95/PB5, 0.6	C3A206
FRONT	J908		nsp	nsp	CORD	SN95/PB5, 0.6	C3A206
FRONT	J909		nsp	nsp	CORD	SN95/PB5, 0.6	C3A206
FRONT	J910		nsp	nsp	CORD	SN95/PB5, 0.6	C3A206
FRONT	J911		nsp	nsp	CORD	SN95/PB5, 0.6	C3A206
FRONT	J912		nsp	nsp	CORD	SN95/PB5, 0.6	C3A206
FRONT	J952		nsp	nsp	CORD	SN95/PB5, 0.6	C3A206
FRONT	J953		nsp	nsp	CORD	SN95/PB5, 0.6	C3A206
FRONT	J954		nsp	nsp	CORD	SN95/PB5, 0.6	C3A206
FRONT	J955		nsp	nsp	CORD	SN95/PB5, 0.6	C3A206
FRONT	JK82		90M-YT005030R	90M-YT005030R	OPT. CONN.	TORX177L	HJSTORX177L
FRONT	JK83		90M-YT003240R	90M-YT003240R	TERMINAL	S-TERMINAL 1P	CJJ9M004Z
FRONT	JK84		90M-YT003220R	90M-YT003220R	TERMINAL	CINCH 3P ADVR-7100 AUDIO VIDEO	CJJ4S028Z
FRONT	JW15		nsp	nsp	CORD	WIRE ASSY	CWE8202150RV
FRONT	Q801		00MBA10001000	00MBA10001000	TRS.	KRA102M	HVTKRA102MT
FRONT	Q803		00MHT30001000	00MHT30001000	TRS.	KTC3199Y	HVTKTC3199YT
FRONT	Q804		00MBA10001000	00MBA10001000	TRS.	KRA102M	HVTKRA102MT
FRONT	R801		nsp	nsp	RES.	100K OHM 1/5W J	CRD20TJ104T
FRONT	R802		nsp	nsp	RES.	4.7K OHM 1/5W J	CRD20TJ472T
FRONT	R803		nsp	nsp	RES.	10 OHM 1/5W J	CRD20TJ100T
FRONT	R805		nsp	nsp	RES.	100 OHM 1/5W J	CRD20TJ101T
FRONT	R806		nsp	nsp	RES.	10K OHM 1/5W J	CRD20TJ103T
FRONT	R807		nsp	nsp	RES.	10K OHM 1/5W J	CRD20TJ103T
FRONT	R808		nsp	nsp	RES.	10K OHM 1/5W J	CRD20TJ103T
FRONT	R809		nsp	nsp	RES.	10K OHM 1/5W J	CRD20TJ103T
FRONT	R810		nsp	nsp	RES.	5.6K OHM 1/5W J	CRD20TJ562T
FRONT	R811		nsp	nsp	RES.	2.7K OHM 1/5W J	CRD20TJ272T
FRONT	R812		nsp	nsp	RES.	2.2K OHM 1/5W J	CRD20TJ222T
FRONT	R813		nsp	nsp	RES.	1.5K OHM 1/5W J	CRD20TJ152T
FRONT	R814		nsp	nsp	RES.	1K OHM 1/5W J	CRD20TJ102T
FRONT	R815		nsp	nsp	RES.	820 OHM 1/5W J	CRD20TJ821T
FRONT	R816		nsp	nsp	RES.	560 OHM 1/5W J	CRD20TJ561T

NOTE *nsp* PART IS LISTED FOR REFERENCE ONLY, MARANTZ WILL NOT SUPPLY THESE PARTS

P.W.B. NAME	POS. NO.	VERS. COLOR	PART NO. (FOR EUR)	PART NO. (MZ)	PART NAME	DESCRIPTION
FRONT	R817		nsp	nsp	RES.	680 OHM 1/5W J CRD20TJ681T
FRONT	R818		nsp	nsp	RES.	5.6K OHM 1/5W J CRD20TJ562T
FRONT	R819		nsp	nsp	RES.	2.7K OHM 1/5W J CRD20TJ272T
FRONT	R820		nsp	nsp	RES.	2.2K OHM 1/5W J CRD20TJ222T
FRONT	R821		nsp	nsp	RES.	1.5K OHM 1/5W J CRD20TJ152T
FRONT	R822		nsp	nsp	RES.	1K OHM 1/5W J CRD20TJ102T
FRONT	R823		nsp	nsp	RES.	820 OHM 1/5W J CRD20TJ821T
FRONT	R824		nsp	nsp	RES.	560 OHM 1/5W J CRD20TJ561T
FRONT	R825		nsp	nsp	RES.	680 OHM 1/5W J CRD20TJ681T
FRONT	R826		nsp	nsp	RES.	5.6K OHM 1/5W J CRD20TJ562T
FRONT	R827		nsp	nsp	RES.	2.7K OHM 1/5W J CRD20TJ272T
FRONT	R828		nsp	nsp	RES.	2.2K OHM 1/5W J CRD20TJ222T
FRONT	R829		nsp	nsp	RES.	1.5K OHM 1/5W J CRD20TJ152T
FRONT	R830		nsp	nsp	RES.	1K OHM 1/5W J CRD20TJ102T
FRONT	R831		nsp	nsp	RES.	10K OHM 1/5W J CRD20TJ103T
FRONT	R833		nsp	nsp	RES.	68K OHM 1/5W J CRD20TJ683T
FRONT	R841		nsp	nsp	RES.	75 OHM 1/5W J CRD20TJ750T
FRONT	R843		nsp	nsp	RES.	75 OHM 1/5W J CRD20TJ750T
FRONT	R844		nsp	nsp	RES.	75 OHM 1/5W J CRD20TJ750T
FRONT	R845		nsp	nsp	RES.	100 OHM 1/5W J CRD20TJ101T
FRONT	R851		nsp	nsp	RES.	220 OHM 1/5W J CRD20TJ221T
FRONT	R852		nsp	nsp	RES.	100 OHM 1/5W J CRD20TJ101T
FRONT	R853		nsp	nsp	RES.	82K OHM 1/5W J CRD20TJ823T
FRONT	R854		nsp	nsp	RES.	100 OHM 1/5W J CRD20TJ101T
FRONT	R855		nsp	nsp	RES.	82K OHM 1/5W J CRD20TJ823T
FRONT	R865		nsp	nsp	RES.	47K OHM 1/5W J CRD20TJ473T
FRONT	R866		nsp	nsp	RES.	220 OHM 1/5W J CRD20TJ221T
FRONT	R867		nsp	nsp	RES.	10K OHM 1/5W J CRD20TJ103T
FRONT	R870		nsp	nsp	RES.	10K OHM 1/5W J CRD20TJ103T
FRONT	R880		nsp	nsp	RES.	10K OHM 1/5W J CRD20TJ103T
FRONT	R890		nsp	nsp	RES.	4.7K OHM 1/5W J CRD20TJ472T
FRONT	R891		nsp	nsp	RES.	2.2K OHM 1/5W J CRD20TJ222T
FRONT	R892		nsp	nsp	RES.	3.9K OHM 1/5W CRD20TJ392T
FRONT	R893		nsp	nsp	RES.	2.2K OHM 1/5W J CRD20TJ222T
FRONT	R894		nsp	nsp	RES.	10K OHM 1/5W J CRD20TJ103T
FRONT	R895		nsp	nsp	RES.	220 OHM 1/5W J CRD20TJ221T
FRONT	R896		nsp	nsp	RES.	47K OHM 1/5W J CRD20TJ473T
FRONT	R897		nsp	nsp	RES.	150 OHM 1/6W J CRD20TJ151T
FRONT	R898		nsp	nsp	RES.	15K OHM 1/5W J CRD20TJ153T
FRONT	R901		nsp	nsp	RES.	10K OHM 1/5W J CRD20TJ103T
FRONT	R902		nsp	nsp	RES.	10K OHM 1/5W J CRD20TJ103T
FRONT	R903		nsp	nsp	RES.	10K OHM 1/5W J CRD20TJ103T
FRONT	R904		nsp	nsp	RES.	10K OHM 1/5W J CRD20TJ103T
FRONT	R905		nsp	nsp	RES.	10K OHM 1/5W J CRD20TJ103T
FRONT	R906		nsp	nsp	RES.	10K OHM 1/5W J CRD20TJ103T
FRONT	R907		nsp	nsp	RES.	10K OHM 1/5W J CRD20TJ103T
FRONT	R908		nsp	nsp	RES.	10K OHM 1/5W J CRD20TJ103T
FRONT	R909		nsp	nsp	RES.	10K OHM 1/5W J CRD20TJ103T
FRONT	R910		nsp	nsp	RES.	10K OHM 1/5W J CRD20TJ103T
FRONT	R911		nsp	nsp	RES.	10K OHM 1/5W J CRD20TJ103T
FRONT	R912		nsp	nsp	RES.	10K OHM 1/5W J CRD20TJ103T
FRONT	R913		nsp	nsp	RES.	10K OHM 1/5W J CRD20TJ103T
FRONT	R914		nsp	nsp	RES.	10K OHM 1/5W J CRD20TJ103T
FRONT	R915		nsp	nsp	RES.	10K OHM 1/5W J CRD20TJ103T
FRONT	R916		nsp	nsp	RES.	10K OHM 1/5W J CRD20TJ103T
FRONT	R917		nsp	nsp	RES.	47K OHM 1/5W J CRD20TJ473T
FRONT	R918		nsp	nsp	RES.	47K OHM 1/5W J CRD20TJ473T
FRONT	R919		nsp	nsp	RES.	47K OHM 1/5W J CRD20TJ473T
FRONT	R920		nsp	nsp	RES.	47K OHM 1/5W J CRD20TJ473T
FRONT	R921		nsp	nsp	RES.	47K OHM 1/5W J CRD20TJ473T
FRONT	R922		nsp	nsp	RES.	47K OHM 1/5W J CRD20TJ473T
FRONT	R923		nsp	nsp	RES.	47K OHM 1/5W J CRD20TJ473T
FRONT	R924		nsp	nsp	RES.	47K OHM 1/5W J CRD20TJ473T
FRONT	R925		nsp	nsp	RES.	47K OHM 1/5W J CRD20TJ473T
FRONT	R926		nsp	nsp	RES.	47K OHM 1/5W J CRD20TJ473T
FRONT	R927		nsp	nsp	RES.	47K OHM 1/5W J CRD20TJ473T
FRONT	R928		nsp	nsp	RES.	47K OHM 1/5W J CRD20TJ473T

NOTE "nsp" PART IS LISTED FOR REFERENCE ONLY, MARANTZ WILL NOT SUPPLY THESE PARTS

P.W.B. NAME	POS. NO.	VERS. COLOR	PART NO. (FOR EUR)	PART NO. (MZ)	PART NAME	DESCRIPTION	
FRONT	R929		nsp	nsp	RES.	47K OHM 1/5W J	CRD20TJ473T
FRONT	R930		nsp	nsp	RES.	47K OHM 1/5W J	CRD20TJ473T
FRONT	R931		nsp	nsp	RES.	47K OHM 1/5W J	CRD20TJ473T
FRONT	R932		nsp	nsp	RES.	47K OHM 1/5W J	CRD20TJ473T
FRONT	R933		nsp	nsp	RES.	47K OHM 1/5W J	CRD20TJ473T
FRONT	R934		nsp	nsp	RES.	47K OHM 1/5W J	CRD20TJ473T
FRONT	R935		nsp	nsp	RES.	47K OHM 1/5W J	CRD20TJ473T
FRONT	R936		nsp	nsp	RES.	47K OHM 1/5W J	CRD20TJ473T
FRONT	R937		nsp	nsp	RES.	47K OHM 1/5W J	CRD20TJ473T
FRONT	R938		nsp	nsp	RES.	47K OHM 1/5W J	CRD20TJ473T
FRONT	R939		nsp	nsp	RES.	47K OHM 1/5W J	CRD20TJ473T
FRONT	R940		nsp	nsp	RES.	47K OHM 1/5W J	CRD20TJ473T
FRONT	R941		nsp	nsp	RES.	47K OHM 1/5W J	CRD20TJ473T
FRONT	R942		nsp	nsp	RES.	47K OHM 1/5W J	CRD20TJ473T
FRONT	R943		nsp	nsp	RES.	47K OHM 1/5W J	CRD20TJ473T
FRONT	R944		nsp	nsp	RES.	47K OHM 1/5W J	CRD20TJ473T
FRONT	R945		nsp	nsp	RES.	47K OHM 1/5W J	CRD20TJ473T
FRONT	R946		nsp	nsp	RES.	47K OHM 1/5W J	CRD20TJ473T
FRONT	R947		nsp	nsp	RES.	47K OHM 1/5W J	CRD20TJ473T
FRONT	R948		nsp	nsp	RES.	47K OHM 1/5W J	CRD20TJ473T
FRONT	R949		nsp	nsp	RES.	47K OHM 1/5W J	CRD20TJ473T
FRONT	R950		nsp	nsp	RES.	47K OHM 1/5W J	CRD20TJ473T
FRONT	R951		nsp	nsp	RES.	47K OHM 1/5W J	CRD20TJ473T
FRONT	R952		nsp	nsp	RES.	47K OHM 1/5W J	CRD20TJ473T
FRONT	R953		nsp	nsp	RES.	47K OHM 1/5W J	CRD20TJ473T
FRONT	RC81		90M-HW100650R	90M-HW100650R	PHOTO UNIT	RPM6936-H4	HRVRPM6936H4
FRONT	SW71		90M-SP001210R	90M-SP001210R	SW	SKHV10910G TACT	CST1A012ZT
FRONT	SW72		90M-SP001210R	90M-SP001210R	SW	SKHV10910G TACT	CST1A012ZT
FRONT	SW73		90M-SP001210R	90M-SP001210R	SW	SKHV10910G TACT	CST1A012ZT
FRONT	SW74		90M-SP001210R	90M-SP001210R	SW	SKHV10910G TACT	CST1A012ZT
FRONT	SW77		90M-SP001210R	90M-SP001210R	SW	SKHV10910G TACT	CST1A012ZT
FRONT	SW78		90M-SP001210R	90M-SP001210R	SW	SKHV10910G TACT	CST1A012ZT
FRONT	SW79		90M-SP001210R	90M-SP001210R	SW	SKHV10910G TACT	CST1A012ZT
FRONT	SW80		90M-SP001210R	90M-SP001210R	SW	SKHV10910G TACT	CST1A012ZT
FRONT	SW81		90M-SP001210R	90M-SP001210R	SW	SKHV10910G TACT	CST1A012ZT
FRONT	SW82		90M-SP001210R	90M-SP001210R	SW	SKHV10910G TACT	CST1A012ZT
FRONT	SW83		90M-SP001210R	90M-SP001210R	SW	SKHV10910G TACT	CST1A012ZT
FRONT	SW84		90M-SP001210R	90M-SP001210R	SW	SKHV10910G TACT	CST1A012ZT
FRONT	SW86		90M-SP001210R	90M-SP001210R	SW	SKHV10910G TACT	CST1A012ZT
FRONT	SW87		90M-SP001210R	90M-SP001210R	SW	SKHV10910G TACT	CST1A012ZT
FRONT	SW88		90M-SP001210R	90M-SP001210R	SW	SKHV10910G TACT	CST1A012ZT
FRONT	SW89		90M-SP001210R	90M-SP001210R	SW	SKHV10910G TACT	CST1A012ZT
FRONT	SW90		90M-SP001210R	90M-SP001210R	SW	SKHV10910G TACT	CST1A012ZT
FRONT	SW91		90M-SP001210R	90M-SP001210R	SW	SKHV10910G TACT	CST1A012ZT
FRONT	SW92		90M-SP001210R	90M-SP001210R	SW	SKHV10910G TACT	CST1A012ZT
					H/P PWB (CUP11994Z-3)		
H/P	C874		nsp	nsp	CER. CAP.	100PF 50V K	HCBS1H101KBT
H/P	C875		nsp	nsp	CER. CAP.	100PF 50V K	HCBS1H101KBT
H/P	C876		nsp	nsp	CER. CAP.	0.1UF 50V Z	HCBS1H104ZFT
H/P	CN87		nsp	nsp	CONN.	MOLEX53014-0510	CJP05GA19ZM
H/P	J804		nsp	nsp	CORD	SN95/PB5, 0.6	C3A206
H/P	J836		nsp	nsp	CORD	SN95/PB5, 0.6	C3A206
H/P	JK81	/L1G	nsp	90M-YT003160R	TERMINAL	HTJ-064-05NG HEADPHONE JACK	CJJ2E020Z
H/P	JK81	/N1B	90M-YT003160R	90M-YT003160R	TERMINAL	HTJ-064-05NG HEADPHONE JACK	CJJ2E020Z
H/P	JK81	/N1G	90M-YT003160R	90M-YT003160R	TERMINAL	HTJ-064-05NG HEADPHONE JACK	CJJ2E020Z
H/P	JK81	/N1S	90M-YT004500R	90M-YT004500R	TERMINAL	JACK HEADPHONE(SILVER)	CJJ2E026Z
H/P	JK81	/U1B	nsp	90M-YT003160R	TERMINAL	HTJ-064-05NG HEADPHONE JACK	CJJ2E020Z
H/P	JW13		nsp	nsp	CORD	WIRE ASSY	CWE8202110RV
H/P	R846		nsp	nsp	RES.	4.7K OHM 1/5W J	CRD20TJ472T
H/P	R847		nsp	nsp	RES.	470 OHM 1/5W J	CRD20TJ471T
H/P	R881		nsp	nsp	RES.	330 OHM 1W	CRG1ANJ331H
H/P	R882		nsp	nsp	RES.	330 OHM 1W	CRG1ANJ331H
					HDMI PWB (CUP11997Z/CUP11998Z)		
HDMI	BK91		nsp	nsp	BRACKET	BRACKET FOR PWB	CMD1A569
HDMI	BK92		nsp	nsp	BRACKET	BRACKET FOR PWB	CMD1A569
HDMI	BK93		nsp	nsp	HEATSINK	HEAT SINK IC	CMY1A289
HDMI	BK94	/U1B	nsp	nsp	HEATSINK	HEAT SINK IC	CMY1A289

NOTE *nsp* PART IS LISTED FOR REFERENCE ONLY, MARANTZ WILL NOT SUPPLY THESE PARTS

P.W.B. NAME	POS. NO.	VERS. COLOR	PART NO. (FOR EUR)	PART NO. (MZ)	PART NAME	DESCRIPTION	
HDMI	BN95		nsp	nsp	CORD	WIRE ASSY	CWB1C905150EN
HDMI	C801	/U1B	nsp	00MDK96104300	CER. CAP.	0.1UF 50V K	CCUS1H104KC
HDMI	C802	/U1B	nsp	00MDK96104300	CER. CAP.	0.1UF 50V K	CCUS1H104KC
HDMI	C803	/U1B	nsp	00MDK96104300	CER. CAP.	0.1UF 50V K	CCUS1H104KC
HDMI	C851	/U1B	nsp	00MOA47602520	ELECT CAP.	47UF 25V	CCEA1EH470T
HDMI	C852	/U1B	nsp	00MDK96104300	CER. CAP.	0.1UF 50V K	CCUS1H104KC
HDMI	C853	/U1B	nsp	00MDK96104300	CER. CAP.	0.1UF 50V K	CCUS1H104KC
HDMI	C854	/U1B	nsp	00MDK96104300	CER. CAP.	0.1UF 50V K	CCUS1H104KC
HDMI	C855	/U1B	nsp	00MDK96104300	CER. CAP.	0.1UF 50V K	CCUS1H104KC
HDMI	C856	/U1B	nsp	00MDK96104300	CER. CAP.	0.1UF 50V K	CCUS1H104KC
HDMI	C857	/U1B	nsp	00MDK96104300	CER. CAP.	0.1UF 50V K	CCUS1H104KC
HDMI	C858	/U1B	nsp	00MDK96104300	CER. CAP.	0.1UF 50V K	CCUS1H104KC
HDMI	C859	/U1B	nsp	00MDK96104300	CER. CAP.	0.1UF 50V K	CCUS1H104KC
HDMI	C860	/U1B	nsp	00MDK96104300	CER. CAP.	0.1UF 50V K	CCUS1H104KC
HDMI	C861	/U1B	nsp	00MDK96104300	CER. CAP.	0.1UF 50V K	CCUS1H104KC
HDMI	C862	/U1B	nsp	00MDK96104300	CER. CAP.	0.1UF 50V K	CCUS1H104KC
HDMI	C863	/U1B	nsp	00MOA47602520	ELECT CAP.	47UF 25V	CCEA1EH470T
HDMI	C864	/U1B	nsp	00MOA47602520	ELECT CAP.	47UF 25V	CCEA1EH470T
HDMI	C865	/U1B	nsp	00MDK96104300	CER. CAP.	0.1UF 50V K	CCUS1H104KC
HDMI	C866	/U1B	nsp	00MDK96104300	CER. CAP.	0.1UF 50V K	CCUS1H104KC
HDMI	C867	/U1B	nsp	00MDK96104300	CER. CAP.	0.1UF 50V K	CCUS1H104KC
HDMI	C868	/U1B	nsp	00MDK96104300	CER. CAP.	0.1UF 50V K	CCUS1H104KC
HDMI	C869	/U1B	nsp	00MDK96104300	CER. CAP.	0.1UF 50V K	CCUS1H104KC
HDMI	C870	/U1B	nsp	00MDK96103300	CER. CAP.	0.01UF 50V KC	CCUS1H103KC
HDMI	C901		nsp	00MDK96104300	CER. CAP.	0.1UF 50V K	CCUS1H104KC
HDMI	C902		nsp	00MDK96104300	CER. CAP.	0.1UF 50V K	CCUS1H104KC
HDMI	C903		nsp	00MDK96104300	CER. CAP.	0.1UF 50V K	CCUS1H104KC
HDMI	C904		nsp	00MDK96104300	CER. CAP.	0.1UF 50V K	CCUS1H104KC
HDMI	C905	/L1G	nsp	00MDK96104300	CER. CAP.	0.1UF 50V K	CCUS1H104KC
HDMI	C905	/N1B	nsp	00MDK96104300	CER. CAP.	0.1UF 50V K	CCUS1H104KC
HDMI	C905	/N1G	nsp	00MDK96104300	CER. CAP.	0.1UF 50V K	CCUS1H104KC
HDMI	C905	/N1S	nsp	00MDK96104300	CER. CAP.	0.1UF 50V K	CCUS1H104KC
HDMI	C906	/L1G	nsp	00MDK96104300	CER. CAP.	0.1UF 50V K	CCUS1H104KC
HDMI	C906	/N1B	nsp	00MDK96104300	CER. CAP.	0.1UF 50V K	CCUS1H104KC
HDMI	C906	/N1G	nsp	00MDK96104300	CER. CAP.	0.1UF 50V K	CCUS1H104KC
HDMI	C906	/N1S	nsp	00MDK96104300	CER. CAP.	0.1UF 50V K	CCUS1H104KC
HDMI	C907	/L1G	nsp	00MDK96104300	CER. CAP.	0.1UF 50V K	CCUS1H104KC
HDMI	C907	/N1B	nsp	00MDK96104300	CER. CAP.	0.1UF 50V K	CCUS1H104KC
HDMI	C907	/N1G	nsp	00MDK96104300	CER. CAP.	0.1UF 50V K	CCUS1H104KC
HDMI	C907	/N1S	nsp	00MDK96104300	CER. CAP.	0.1UF 50V K	CCUS1H104KC
HDMI	C908		nsp	00MDK96104300	CER. CAP.	0.1UF 50V K	CCUS1H104KC
HDMI	C909	/L1G	nsp	00MDK96104300	CER. CAP.	0.1UF 50V K	CCUS1H104KC
HDMI	C909	/N1B	nsp	00MDK96104300	CER. CAP.	0.1UF 50V K	CCUS1H104KC
HDMI	C909	/N1G	nsp	00MDK96104300	CER. CAP.	0.1UF 50V K	CCUS1H104KC
HDMI	C909	/N1S	nsp	00MDK96104300	CER. CAP.	0.1UF 50V K	CCUS1H104KC
HDMI	C910	/L1G	nsp	00MDK96103300	CER. CAP.	0.01UF 50V KC	CCUS1H103KC
HDMI	C910	/N1B	nsp	00MDK96103300	CER. CAP.	0.01UF 50V KC	CCUS1H103KC
HDMI	C910	/N1G	nsp	00MDK96103300	CER. CAP.	0.01UF 50V KC	CCUS1H103KC
HDMI	C910	/N1S	nsp	00MDK96103300	CER. CAP.	0.01UF 50V KC	CCUS1H103KC
HDMI	C911	/L1G	nsp	00MDK96103300	CER. CAP.	0.01UF 50V KC	CCUS1H103KC
HDMI	C911	/N1B	nsp	00MDK96103300	CER. CAP.	0.01UF 50V KC	CCUS1H103KC
HDMI	C911	/N1G	nsp	00MDK96103300	CER. CAP.	0.01UF 50V KC	CCUS1H103KC
HDMI	C911	/N1S	nsp	00MDK96103300	CER. CAP.	0.01UF 50V KC	CCUS1H103KC
HDMI	C912		nsp	00MDK96104300	CER. CAP.	0.1UF 50V K	CCUS1H104KC
HDMI	C913		nsp	00MDK96104300	CER. CAP.	0.1UF 50V K	CCUS1H104KC
HDMI	C914		nsp	00MDK96104300	CER. CAP.	0.1UF 50V K	CCUS1H104KC
HDMI	C915		nsp	00MDK96104300	CER. CAP.	0.1UF 50V K	CCUS1H104KC
HDMI	C916		nsp	00MDK96104300	CER. CAP.	0.1UF 50V K	CCUS1H104KC
HDMI	C917		nsp	00MDK96104300	CER. CAP.	0.1UF 50V K	CCUS1H104KC
HDMI	C918		nsp	00MDK96104300	CER. CAP.	0.1UF 50V K	CCUS1H104KC
HDMI	C919		nsp	00MDK96104300	CER. CAP.	0.1UF 50V K	CCUS1H104KC
HDMI	C920		nsp	00MDK96104300	CER. CAP.	0.1UF 50V K	CCUS1H104KC
HDMI	C921		nsp	00MDK96104300	CER. CAP.	0.1UF 50V K	CCUS1H104KC
HDMI	C922		nsp	00MDD95220300	CER. CAP.	22PF 50V JA	CCUS1H220JA
HDMI	C923		nsp	00MDD95220300	CER. CAP.	22PF 50V JA	CCUS1H220JA
HDMI	C924		nsp	00MDK96104300	CER. CAP.	0.1UF 50V K	CCUS1H104KC
HDMI	C925		nsp	00MDK96104300	CER. CAP.	0.1UF 50V K	CCUS1H104KC

NOTE "nsp" PART IS LISTED FOR REFERENCE ONLY, MARANTZ WILL NOT SUPPLY THESE PARTS

P.W.B. NAME	POS. NO.	VERS. COLOR	PART NO. (FOR EUR)	PART NO. (MZ)	PART NAME	DESCRIPTION	
HDMI	C926		nsp	00MDK96104300	CER. CAP.	0.1UF 50V K	CCUS1H104KC
HDMI	C927		nsp	00MDK96104300	CER. CAP.	0.1UF 50V K	CCUS1H104KC
HDMI	C928		nsp	00MDK96104300	CER. CAP.	0.1UF 50V K	CCUS1H104KC
HDMI	C929		nsp	00MDK96104300	CER. CAP.	0.1UF 50V K	CCUS1H104KC
HDMI	C930		nsp	00MDK96104300	CER. CAP.	0.1UF 50V K	CCUS1H104KC
HDMI	C931		nsp	00MDK96104300	CER. CAP.	0.1UF 50V K	CCUS1H104KC
HDMI	C932		nsp	00MDK96104300	CER. CAP.	0.1UF 50V K	CCUS1H104KC
HDMI	C933		nsp	00MDK96104300	CER. CAP.	0.1UF 50V K	CCUS1H104KC
HDMI	C937		nsp	00MDK96104300	CER. CAP.	0.1UF 50V K	CCUS1H104KC
HDMI	C938		nsp	00MDK96104300	CER. CAP.	0.1UF 50V K	CCUS1H104KC
HDMI	C939		nsp	00MDK96104300	CER. CAP.	0.1UF 50V K	CCUS1H104KC
HDMI	C941		nsp	00MDK96104300	CER. CAP.	0.1UF 50V K	CCUS1H104KC
HDMI	C942		nsp	00MDK96104300	CER. CAP.	0.1UF 50V K	CCUS1H104KC
HDMI	C944		nsp	00MDK96104300	CER. CAP.	0.1UF 50V K	CCUS1H104KC
HDMI	C945		nsp	00MDK96104300	CER. CAP.	0.1UF 50V K	CCUS1H104KC
HDMI	C946		nsp	00MDK96104300	CER. CAP.	0.1UF 50V K	CCUS1H104KC
HDMI	C947		nsp	00MDK96104300	CER. CAP.	0.1UF 50V K	CCUS1H104KC
HDMI	C948		nsp	00MDK96104300	CER. CAP.	0.1UF 50V K	CCUS1H104KC
HDMI	C949		nsp	00MDK96104300	CER. CAP.	0.1UF 50V K	CCUS1H104KC
HDMI	C950		nsp	00MDK96104300	CER. CAP.	0.1UF 50V K	CCUS1H104KC
HDMI	C951		nsp	00MDK96104300	CER. CAP.	0.1UF 50V K	CCUS1H104KC
HDMI	C952		nsp	00MDK96104300	CER. CAP.	0.1UF 50V K	CCUS1H104KC
HDMI	C953		nsp	00MDK96104300	CER. CAP.	0.1UF 50V K	CCUS1H104KC
HDMI	C954		nsp	00MDK96104300	CER. CAP.	0.1UF 50V K	CCUS1H104KC
HDMI	C955		nsp	00MDK96104300	CER. CAP.	0.1UF 50V K	CCUS1H104KC
HDMI	C956		nsp	00MOA47602520	ELECT CAP.	47UF 25V	CCEA1EH470T
HDMI	C957		nsp	00MOA47602520	ELECT CAP.	47UF 25V	CCEA1EH470T
HDMI	C958		nsp	00MOA47602520	ELECT CAP.	47UF 25V	CCEA1EH470T
HDMI	C959		nsp	00MOA47602520	ELECT CAP.	47UF 25V	CCEA1EH470T
HDMI	C960		nsp	00MOA47602520	ELECT CAP.	47UF 25V	CCEA1EH470T
HDMI	C961		nsp	00MOA47602520	ELECT CAP.	47UF 25V	CCEA1EH470T
HDMI	C962		nsp	00MOA10605020	ELECT CAP.	10UF 50V	CCEA1HH100T
HDMI	C963		nsp	00MDK96104300	CER. CAP.	0.1UF 50V K	CCUS1H104KC
HDMI	C964		nsp	00MDK96104300	CER. CAP.	0.1UF 50V K	CCUS1H104KC
HDMI	C965		nsp	00MOA10505020	ELECT CAP.	1UF 50V	CCEA1HH1R0T
HDMI	C966		nsp	00MOA47602520	ELECT CAP.	47UF 25V	CCEA1EH470T
HDMI	C967		nsp	00MOA47602520	ELECT CAP.	47UF 25V	CCEA1EH470T
HDMI	C968		nsp	00MDK96104300	CER. CAP.	0.1UF 50V K	CCUS1H104KC
HDMI	C969		nsp	00MDK96104300	CER. CAP.	0.1UF 50V K	CCUS1H104KC
HDMI	C970		nsp	00MDK96104300	CER. CAP.	0.1UF 50V K	CCUS1H104KC
HDMI	C971		nsp	00MDK96104300	CER. CAP.	0.1UF 50V K	CCUS1H104KC
HDMI	C972	/U1B	nsp	00MOA47602520	ELECT CAP.	47UF 25V	CCEA1EH470T
HDMI	C980		nsp	00MOA47602520	ELECT CAP.	47UF 25V	CCEA1EH470T
HDMI	CN90		nsp	nsp	CONN.	CARD CABLE	CJP11GA117ZY
HDMI	CN99		nsp	nsp	CONN.	13P WAFER CARD CABLE	CJP13GA117ZY
HDMI	D926	/L1G	nsp	00MHZ20039050	DIODE	1SS378	CVD1SS378
HDMI	D926	/N1B	00MHZ20039050	00MHZ20039050	DIODE	1SS378	CVD1SS378
HDMI	D926	/N1G	00MHZ20039050	00MHZ20039050	DIODE	1SS378	CVD1SS378
HDMI	D926	/N1S	00MHZ20039050	00MHZ20039050	DIODE	1SS378	CVD1SS378
HDMI	D927	/L1G	nsp	00MHZ20039050	DIODE	1SS378	CVD1SS378
HDMI	D927	/N1B	00MHZ20039050	00MHZ20039050	DIODE	1SS378	CVD1SS378
HDMI	D927	/N1G	00MHZ20039050	00MHZ20039050	DIODE	1SS378	CVD1SS378
HDMI	D927	/N1S	00MHZ20039050	00MHZ20039050	DIODE	1SS378	CVD1SS378
HDMI	IC81	/U1B	nsp	00D2623721007	IC	SII9185CTU	CVISII9185CTU
HDMI	IC82	/U1B	nsp	90M-HC700680R	IC	TC74VHCT14AF	CVITC74VHCT14AFT
HDMI	IC83	/U1B	nsp	90M-HC700680R	IC	TC74VHCT14AF	CVITC74VHCT14AFT
HDMI	IC88		90M-HC300830R	90M-HC300830R	IC	RN5RZ50BA	HVIRN5RZ50BA
HDMI	IC91		90M-HC900170R	90M-HC900170R	IC	KIA1117S00-RTK/P	CVIKIA1117S00
HDMI	IC92		90M-HC900170R	90M-HC900170R	IC	KIA1117S00-RTK/P	CVIKIA1117S00
HDMI	IC93	/L1G	nsp	90M-HC109780R	IC	AT24C02NSU EEPROM(2K)	CVIAT24C02NSU18
HDMI	IC93	/N1B	90M-HC109780R	90M-HC109780R	IC	AT24C02NSU EEPROM(2K)	CVIAT24C02NSU18
HDMI	IC93	/N1G	90M-HC109780R	90M-HC109780R	IC	AT24C02NSU EEPROM(2K)	CVIAT24C02NSU18
HDMI	IC93	/N1S	90M-HC109780R	90M-HC109780R	IC	AT24C02NSU EEPROM(2K)	CVIAT24C02NSU18
HDMI	IC93	/U1B	nsp	90M-HC900170R	IC	KIA1117S00-RTK/P	CVIKIA1117S00
HDMI	IC94	/L1G	nsp	90M-HC109780R	IC	AT24C02NSU EEPROM(2K)	CVIAT24C02NSU18
HDMI	IC94	/N1B	90M-HC109780R	90M-HC109780R	IC	AT24C02NSU EEPROM(2K)	CVIAT24C02NSU18
HDMI	IC94	/N1G	90M-HC109780R	90M-HC109780R	IC	AT24C02NSU EEPROM(2K)	CVIAT24C02NSU18

NOTE *nsp* PART IS LISTED FOR REFERENCE ONLY, MARANTZ WILL NOT SUPPLY THESE PARTS

P.W.B. NAME	POS. NO.	VERS. COLOR	PART NO. (FOR EUR)	PART NO. (MZ)	PART NAME	DESCRIPTION	
HDMI	IC94	/N1S	90M-HC109780R	90M-HC109780R	IC	AT24C02NSU EEPROM(2K)	CVIAT24C02NSU18
HDMI	IC95	/L1G	nsp	90M-HC400080R	IC	TC7MZ4052FK 4CH MUX	CVITC7MZ4052FK
HDMI	IC95	/N1B	90M-HC400080R	90M-HC400080R	IC	TC7MZ4052FK 4CH MUX	CVITC7MZ4052FK
HDMI	IC95	/N1G	90M-HC400080R	90M-HC400080R	IC	TC7MZ4052FK 4CH MUX	CVITC7MZ4052FK
HDMI	IC95	/N1S	90M-HC400080R	90M-HC400080R	IC	TC7MZ4052FK 4CH MUX	CVITC7MZ4052FK
HDMI	IC96	/L1G	nsp	90M-HC400080R	IC	TC7MZ4052FK 4CH MUX	CVITC7MZ4052FK
HDMI	IC96	/N1B	90M-HC400080R	90M-HC400080R	IC	TC7MZ4052FK 4CH MUX	CVITC7MZ4052FK
HDMI	IC96	/N1G	90M-HC400080R	90M-HC400080R	IC	TC7MZ4052FK 4CH MUX	CVITC7MZ4052FK
HDMI	IC96	/N1S	90M-HC400080R	90M-HC400080R	IC	TC7MZ4052FK 4CH MUX	CVITC7MZ4052FK
HDMI	IC97	/L1G	nsp	90M-HC108910R	IC	74VHC08	HVI74VHC08TTR
HDMI	IC97	/N1B	90M-HC108910R	90M-HC108910R	IC	74VHC08	HVI74VHC08TTR
HDMI	IC97	/N1G	90M-HC108910R	90M-HC108910R	IC	74VHC08	HVI74VHC08TTR
HDMI	IC97	/N1S	90M-HC108910R	90M-HC108910R	IC	74VHC08	HVI74VHC08TTR
HDMI	IC98		nsp	nsp	IC	SII9033CTU	CVISII9033CTU
HDMI	IC99		nsp	nsp	IC	SII9030CTU-7 HDMI TX	CVISII9030CTU7
HDMI	JK81	/U1B	nsp	90M-YT005010R	TERMINAL	HDMI YKF45-7009	HJJ9H003Z
HDMI	JK91		90M-YT005010R	90M-YT005010R	TERMINAL	HDMI YKF45-7009	HJJ9H003Z
HDMI	JK92		90M-YT005010R	90M-YT005010R	TERMINAL	HDMI YKF45-7009	HJJ9H003Z
HDMI	JK93		90M-YT005010R	90M-YT005010R	TERMINAL	HDMI YKF45-7009	HJJ9H003Z
HDMI	L851	/U1B	nsp	90M-LU000260R	CHIP INDUCT	10UH	CLQ10E100MRZ
HDMI	L852	/U1B	nsp	90M-LU000260R	CHIP INDUCT	10UH	CLQ10E100MRZ
HDMI	L853	/U1B	nsp	90M-LU000260R	CHIP INDUCT	10UH	CLQ10E100MRZ
HDMI	L901		90M-LU000260R	90M-LU000260R	CHIP INDUCT	10UH	CLQ10E100MRZ
HDMI	L902		90M-LU000260R	90M-LU000260R	CHIP INDUCT	10UH	CLQ10E100MRZ
HDMI	L903		90M-LU000260R	90M-LU000260R	CHIP INDUCT	10UH	CLQ10E100MRZ
HDMI	L904		90M-LU000260R	90M-LU000260R	CHIP INDUCT	10UH	CLQ10E100MRZ
HDMI	Q851	/U1B	nsp	90M-HX600010R	CHIP TRS.	KRA102S	HVTKRA102S
HDMI	Q852	/U1B	nsp	90M-BA001620R	CHIP TRS.	KRC103S	CVTKRC103S
HDMI	Q853	/U1B	nsp	90M-HX600010R	CHIP TRS.	KRA102S	HVTKRA102S
HDMI	Q854	/U1B	nsp	90M-BA001620R	CHIP TRS.	KRC103S	CVTKRC103S
HDMI	Q855	/U1B	nsp	90M-HX600010R	CHIP TRS.	KRA102S	HVTKRA102S
HDMI	Q856	/U1B	nsp	90M-BA001620R	CHIP TRS.	KRC103S	CVTKRC103S
HDMI	Q858	/U1B	nsp	90M-HY200050R	F.E.T.	UPA672T	CVTUPA672T
HDMI	Q859	/U1B	nsp	90M-HY200050R	F.E.T.	UPA672T	CVTUPA672T
HDMI	Q860	/U1B	nsp	90M-HY200050R	F.E.T.	UPA672T	CVTUPA672T
HDMI	Q902	/L1G	nsp	90M-BA001620R	CHIP TRS.	KRC103S	CVTKRC103S
HDMI	Q902	/N1B	90M-BA001620R	90M-BA001620R	CHIP TRS.	KRC103S	CVTKRC103S
HDMI	Q902	/N1G	90M-BA001620R	90M-BA001620R	CHIP TRS.	KRC103S	CVTKRC103S
HDMI	Q902	/N1S	90M-BA001620R	90M-BA001620R	CHIP TRS.	KRC103S	CVTKRC103S
HDMI	Q903	/L1G	nsp	90M-HX600010R	CHIP TRS.	KRA102S	HVTKRA102S
HDMI	Q903	/N1B	90M-HX600010R	90M-HX600010R	CHIP TRS.	KRA102S	HVTKRA102S
HDMI	Q903	/N1G	90M-HX600010R	90M-HX600010R	CHIP TRS.	KRA102S	HVTKRA102S
HDMI	Q903	/N1S	90M-HX600010R	90M-HX600010R	CHIP TRS.	KRA102S	HVTKRA102S
HDMI	Q904	/L1G	nsp	90M-BA001620R	CHIP TRS.	KRC103S	CVTKRC103S
HDMI	Q904	/N1B	90M-BA001620R	90M-BA001620R	CHIP TRS.	KRC103S	CVTKRC103S
HDMI	Q904	/N1G	90M-BA001620R	90M-BA001620R	CHIP TRS.	KRC103S	CVTKRC103S
HDMI	Q904	/N1S	90M-BA001620R	90M-BA001620R	CHIP TRS.	KRC103S	CVTKRC103S
HDMI	Q905	/L1G	nsp	90M-HX600010R	CHIP TRS.	KRA102S	HVTKRA102S
HDMI	Q905	/N1B	90M-HX600010R	90M-HX600010R	CHIP TRS.	KRA102S	HVTKRA102S
HDMI	Q905	/N1G	90M-HX600010R	90M-HX600010R	CHIP TRS.	KRA102S	HVTKRA102S
HDMI	Q905	/N1S	90M-HX600010R	90M-HX600010R	CHIP TRS.	KRA102S	HVTKRA102S
HDMI	Q906	/L1G	nsp	90M-BA001620R	CHIP TRS.	KRC103S	CVTKRC103S
HDMI	Q906	/N1B	90M-BA001620R	90M-BA001620R	CHIP TRS.	KRC103S	CVTKRC103S
HDMI	Q906	/N1G	90M-BA001620R	90M-BA001620R	CHIP TRS.	KRC103S	CVTKRC103S
HDMI	Q906	/N1S	90M-BA001620R	90M-BA001620R	CHIP TRS.	KRC103S	CVTKRC103S
HDMI	Q907	/L1G	nsp	90M-BA001620R	CHIP TRS.	KRC103S	CVTKRC103S
HDMI	Q907	/N1B	90M-BA001620R	90M-BA001620R	CHIP TRS.	KRC103S	CVTKRC103S
HDMI	Q907	/N1G	90M-BA001620R	90M-BA001620R	CHIP TRS.	KRC103S	CVTKRC103S
HDMI	Q907	/N1S	90M-BA001620R	90M-BA001620R	CHIP TRS.	KRC103S	CVTKRC103S
HDMI	Q908	/L1G	nsp	90M-HY200050R	F.E.T.	UPA672T	CVTUPA672T
HDMI	Q908	/N1B	90M-HY200050R	90M-HY200050R	F.E.T.	UPA672T	CVTUPA672T
HDMI	Q908	/N1G	90M-HY200050R	90M-HY200050R	F.E.T.	UPA672T	CVTUPA672T
HDMI	Q908	/N1S	90M-HY200050R	90M-HY200050R	F.E.T.	UPA672T	CVTUPA672T
HDMI	Q909	/L1G	nsp	90M-HY200050R	F.E.T.	UPA672T	CVTUPA672T
HDMI	Q909	/N1B	90M-HY200050R	90M-HY200050R	F.E.T.	UPA672T	CVTUPA672T
HDMI	Q909	/N1G	90M-HY200050R	90M-HY200050R	F.E.T.	UPA672T	CVTUPA672T
HDMI	Q909	/N1S	90M-HY200050R	90M-HY200050R	F.E.T.	UPA672T	CVTUPA672T

NOTE "nsp" PART IS LISTED FOR REFERENCE ONLY, MARANTZ WILL NOT SUPPLY THESE PARTS

P.W.B. NAME	POS. NO.	VERS. COLOR	PART NO. (FOR EUR)	PART NO. (MZ)	PART NAME	DESCRIPTION	
HDMI	Q910		90M-HY200050R	90M-HY200050R	F.E.T.	UPA672T	CVTUPA672T
HDMI	Q981	/U1B	nsp	90M-HX800090R	CHIP TRS.	KRC111S	HVTKRC111S
HDMI	R801	/U1B	nsp	00MNN05223610	CHIP RES.	22K OHM 1/10W J	CRJ10DJ223T
HDMI	R802	/U1B	nsp	00MNN05102610	CHIP RES.	1K OHM 1/10W J	CRJ10DJ102T
HDMI	R803	/U1B	nsp	00MNN05470610	CHIP RES.	47 OHM 1/10W J	CRJ10DJ470T
HDMI	R804	/U1B	nsp	00MNN05470610	CHIP RES.	47 OHM 1/10W J	CRJ10DJ470T
HDMI	R818	/U1B	nsp	00MNN05101610	CHIP RES.	100 OHM 1/10W J	CRJ10DJ101T
HDMI	R819	/U1B	nsp	00MNN05101610	CHIP RES.	100 OHM 1/10W J	CRJ10DJ101T
HDMI	R851	/U1B	nsp	00MNN05473610	CHIP RES.	47K OHM 1/10W J	CRJ10DJ473T
HDMI	R852	/U1B	nsp	00MNN05101610	CHIP RES.	100 OHM 1/10W J	CRJ10DJ101T
HDMI	R853	/U1B	nsp	00MNN05473610	CHIP RES.	47K OHM 1/10W J	CRJ10DJ473T
HDMI	R854	/U1B	nsp	00MNN05103610	CHIP RES.	10K OHM 1/10W J	CRJ10DJ103T
HDMI	R855	/U1B	nsp	00MNN05103610	CHIP RES.	10K OHM 1/10W J	CRJ10DJ103T
HDMI	R856	/U1B	nsp	00MNN05473610	CHIP RES.	47K OHM 1/10W J	CRJ10DJ473T
HDMI	R857	/U1B	nsp	00MNN05473610	CHIP RES.	47K OHM 1/10W J	CRJ10DJ473T
HDMI	R858	/U1B	nsp	00MNN05103610	CHIP RES.	10K OHM 1/10W J	CRJ10DJ103T
HDMI	R859	/U1B	nsp	00MNN05103610	CHIP RES.	10K OHM 1/10W J	CRJ10DJ103T
HDMI	R860	/U1B	nsp	00MNN05473610	CHIP RES.	47K OHM 1/10W J	CRJ10DJ473T
HDMI	R861	/U1B	nsp	00MNN05473610	CHIP RES.	47K OHM 1/10W J	CRJ10DJ473T
HDMI	R862	/U1B	nsp	00MNN05103610	CHIP RES.	10K OHM 1/10W J	CRJ10DJ103T
HDMI	R863	/U1B	nsp	00MNN05103610	CHIP RES.	10K OHM 1/10W J	CRJ10DJ103T
HDMI	R864	/U1B	nsp	00MNN05473610	CHIP RES.	47K OHM 1/10W J	CRJ10DJ473T
HDMI	R866	/U1B	nsp	00MNN05101610	CHIP RES.	100 OHM 1/10W J	CRJ10DJ101T
HDMI	R867	/U1B	nsp	00MNN05101610	CHIP RES.	100 OHM 1/10W J	CRJ10DJ101T
HDMI	R868	/U1B	nsp	00MNN05102610	CHIP RES.	1K OHM 1/10W J	CRJ10DJ102T
HDMI	R869	/U1B	nsp	00MNN05102610	CHIP RES.	1K OHM 1/10W J	CRJ10DJ102T
HDMI	R870	/U1B	nsp	00MNN05102610	CHIP RES.	1K OHM 1/10W J	CRJ10DJ102T
HDMI	R874	/U1B	nsp	00MNN05473610	CHIP RES.	47K OHM 1/10W J	CRJ10DJ473T
HDMI	R879	/U1B	nsp	00MNN05222610	CHIP RES.	2.2K OHM 1/10W J	CRJ10DJ222T
HDMI	R880	/U1B	nsp	00MNN05222610	CHIP RES.	2.2K OHM 1/10W J	CRJ10DJ222T
HDMI	R901		nsp	00MNM12200020	CHIP RES.	220 OHM 1%	CRJ10DF2200T
HDMI	R902		nsp	00MNM11800020	CHIP RES.	180 OHM 1%	CRJ10DF1800T
HDMI	R903		nsp	00MNM11800020	CHIP RES.	180 OHM 1%	CRJ10DF1800T
HDMI	R904		nsp	00MNM12200020	CHIP RES.	220 OHM 1%	CRJ10DF2200T
HDMI	R905		nsp	90M-NN000810R	CHIP RES.	82 OHM 1%	CRJ10DF82R0T
HDMI	R906		nsp	90M-NN000820R	CHIP RES.	15 OHM 1%	CRJ10DF15R0T
HDMI	R907		nsp	00MNN05102610	CHIP RES.	1K OHM 1/10W J	CRJ10DJ102T
HDMI	R908		nsp	00MNN05223610	CHIP RES.	22K OHM 1/10W J	CRJ10DJ223T
HDMI	R909		nsp	00MNN05470610	CHIP RES.	47 OHM 1/10W J	CRJ10DJ470T
HDMI	R910		nsp	00MNN05470610	CHIP RES.	47 OHM 1/10W J	CRJ10DJ470T
HDMI	R911		nsp	00MNN05470610	CHIP RES.	47 OHM 1/10W J	CRJ10DJ470T
HDMI	R912		nsp	00MNN05470610	CHIP RES.	47 OHM 1/10W J	CRJ10DJ470T
HDMI	R913		nsp	00MNN05102610	CHIP RES.	1K OHM 1/10W J	CRJ10DJ102T
HDMI	R914		nsp	00MNN05223610	CHIP RES.	22K OHM 1/10W J	CRJ10DJ223T
HDMI	R915	/L1G	nsp	00MNN05103610	CHIP RES.	10K OHM 1/10W J	CRJ10DJ103T
HDMI	R915	/N1B	nsp	00MNN05103610	CHIP RES.	10K OHM 1/10W J	CRJ10DJ103T
HDMI	R915	/N1G	nsp	00MNN05103610	CHIP RES.	10K OHM 1/10W J	CRJ10DJ103T
HDMI	R915	/N1S	nsp	00MNN05103610	CHIP RES.	10K OHM 1/10W J	CRJ10DJ103T
HDMI	R916	/L1G	nsp	00MNN05473610	CHIP RES.	47K OHM 1/10W J	CRJ10DJ473T
HDMI	R916	/N1B	nsp	00MNN05473610	CHIP RES.	47K OHM 1/10W J	CRJ10DJ473T
HDMI	R916	/N1G	nsp	00MNN05473610	CHIP RES.	47K OHM 1/10W J	CRJ10DJ473T
HDMI	R916	/N1S	nsp	00MNN05473610	CHIP RES.	47K OHM 1/10W J	CRJ10DJ473T
HDMI	R917	/L1G	nsp	00MNN05103610	CHIP RES.	10K OHM 1/10W J	CRJ10DJ103T
HDMI	R917	/N1B	nsp	00MNN05103610	CHIP RES.	10K OHM 1/10W J	CRJ10DJ103T
HDMI	R917	/N1G	nsp	00MNN05103610	CHIP RES.	10K OHM 1/10W J	CRJ10DJ103T
HDMI	R917	/N1S	nsp	00MNN05103610	CHIP RES.	10K OHM 1/10W J	CRJ10DJ103T
HDMI	R918	/L1G	nsp	00MNN05103610	CHIP RES.	10K OHM 1/10W J	CRJ10DJ103T
HDMI	R918	/N1B	nsp	00MNN05103610	CHIP RES.	10K OHM 1/10W J	CRJ10DJ103T
HDMI	R918	/N1G	nsp	00MNN05103610	CHIP RES.	10K OHM 1/10W J	CRJ10DJ103T
HDMI	R918	/N1S	nsp	00MNN05103610	CHIP RES.	10K OHM 1/10W J	CRJ10DJ103T
HDMI	R919	/L1G	nsp	00MNN05103610	CHIP RES.	10K OHM 1/10W J	CRJ10DJ103T
HDMI	R919	/N1B	nsp	00MNN05103610	CHIP RES.	10K OHM 1/10W J	CRJ10DJ103T
HDMI	R919	/N1G	nsp	00MNN05103610	CHIP RES.	10K OHM 1/10W J	CRJ10DJ103T
HDMI	R919	/N1S	nsp	00MNN05103610	CHIP RES.	10K OHM 1/10W J	CRJ10DJ103T
HDMI	R920	/L1G	nsp	00MNN05473610	CHIP RES.	47K OHM 1/10W J	CRJ10DJ473T
HDMI	R920	/N1B	nsp	00MNN05473610	CHIP RES.	47K OHM 1/10W J	CRJ10DJ473T
HDMI	R920	/N1G	nsp	00MNN05473610	CHIP RES.	47K OHM 1/10W J	CRJ10DJ473T

NOTE *nsp* PART IS LISTED FOR REFERENCE ONLY, MARANTZ WILL NOT SUPPLY THESE PARTS

P.W.B. NAME	POS. NO.	VERS. COLOR	PART NO. (FOR EUR)	PART NO. (MZ)	PART NAME	DESCRIPTION	
HDMI	R920	/N1S	nsp	00MNN05473610	CHIP RES.	47K OHM 1/10W J	CRJ10DJ473T
HDMI	R920	/U1B	nsp	00MNM12200020	CHIP RES.	220 OHM 1%	CRJ10DF2200T
HDMI	R921	/L1G	nsp	00MNN05103610	CHIP RES.	10K OHM 1/10W J	CRJ10DJ103T
HDMI	R921	/N1B	nsp	00MNN05103610	CHIP RES.	10K OHM 1/10W J	CRJ10DJ103T
HDMI	R921	/N1G	nsp	00MNN05103610	CHIP RES.	10K OHM 1/10W J	CRJ10DJ103T
HDMI	R921	/N1S	nsp	00MNN05103610	CHIP RES.	10K OHM 1/10W J	CRJ10DJ103T
HDMI	R921	/U1B	nsp	90M-NN000810R	CHIP RES.	82 OHM 1%	CRJ10DF82R0T
HDMI	R922	/L1G	nsp	00MNN05103610	CHIP RES.	10K OHM 1/10W J	CRJ10DJ103T
HDMI	R922	/N1B	nsp	00MNN05103610	CHIP RES.	10K OHM 1/10W J	CRJ10DJ103T
HDMI	R922	/N1G	nsp	00MNN05103610	CHIP RES.	10K OHM 1/10W J	CRJ10DJ103T
HDMI	R922	/N1S	nsp	00MNN05103610	CHIP RES.	10K OHM 1/10W J	CRJ10DJ103T
HDMI	R922	/U1B	nsp	90M-NN000820R	CHIP RES.	15 OHM 1%	CRJ10DF15R0T
HDMI	R928		nsp	00MNN05101610	CHIP RES.	100 OHM 1/10W J	CRJ10DJ101T
HDMI	R929		nsp	00MNN05101610	CHIP RES.	100 OHM 1/10W J	CRJ10DJ101T
HDMI	R930	/L1G	nsp	00MNN05682610	CHIP RES.	6.8K OHM 1/10W J	CRJ10DJ682T
HDMI	R930	/N1B	nsp	00MNN05682610	CHIP RES.	6.8K OHM 1/10W J	CRJ10DJ682T
HDMI	R930	/N1G	nsp	00MNN05682610	CHIP RES.	6.8K OHM 1/10W J	CRJ10DJ682T
HDMI	R930	/N1S	nsp	00MNN05682610	CHIP RES.	6.8K OHM 1/10W J	CRJ10DJ682T
HDMI	R932	/L1G	nsp	00MNN05682610	CHIP RES.	6.8K OHM 1/10W J	CRJ10DJ682T
HDMI	R932	/N1B	nsp	00MNN05682610	CHIP RES.	6.8K OHM 1/10W J	CRJ10DJ682T
HDMI	R932	/N1G	nsp	00MNN05682610	CHIP RES.	6.8K OHM 1/10W J	CRJ10DJ682T
HDMI	R932	/N1S	nsp	00MNN05682610	CHIP RES.	6.8K OHM 1/10W J	CRJ10DJ682T
HDMI	R933	/L1G	nsp	00MNN05332610	CHIP RES.	3.3K OHM 1/10W J	CRJ10DJ332T
HDMI	R933	/N1B	nsp	00MNN05332610	CHIP RES.	3.3K OHM 1/10W J	CRJ10DJ332T
HDMI	R933	/N1G	nsp	00MNN05332610	CHIP RES.	3.3K OHM 1/10W J	CRJ10DJ332T
HDMI	R933	/N1S	nsp	00MNN05332610	CHIP RES.	3.3K OHM 1/10W J	CRJ10DJ332T
HDMI	R934	/L1G	nsp	00MNN05332610	CHIP RES.	3.3K OHM 1/10W J	CRJ10DJ332T
HDMI	R934	/N1B	nsp	00MNN05332610	CHIP RES.	3.3K OHM 1/10W J	CRJ10DJ332T
HDMI	R934	/N1G	nsp	00MNN05332610	CHIP RES.	3.3K OHM 1/10W J	CRJ10DJ332T
HDMI	R934	/N1S	nsp	00MNN05332610	CHIP RES.	3.3K OHM 1/10W J	CRJ10DJ332T
HDMI	R935		nsp	00MNN05332610	CHIP RES.	3.3K OHM 1/10W J	CRJ10DJ332T
HDMI	R936		nsp	00MNN05473610	CHIP RES.	47K OHM 1/10W J	CRJ10DJ473T
HDMI	R937		nsp	00MNN05101610	CHIP RES.	100 OHM 1/10W J	CRJ10DJ101T
HDMI	R938		nsp	00MNN05101610	CHIP RES.	100 OHM 1/10W J	CRJ10DJ101T
HDMI	R939		nsp	00MNN05473610	CHIP RES.	47K OHM 1/10W J	CRJ10DJ473T
HDMI	R940		nsp	00MNN05473610	CHIP RES.	47K OHM 1/10W J	CRJ10DJ473T
HDMI	R941		nsp	00MNN05101610	CHIP RES.	100 OHM 1/10W J	CRJ10DJ101T
HDMI	R942		nsp	00MNN05220610	CHIP RES.	22 OHM 1/10W J	CRJ10DJ220T
HDMI	R943		nsp	00MNN05220610	CHIP RES.	22 OHM 1/10W J	CRJ10DJ220T
HDMI	R944		nsp	00MNN05330610	CHIP RES.	33 OHM 1/10W J	CRJ10DJ330T
HDMI	R945		nsp	00MNN05330610	CHIP RES.	33 OHM 1/10W J	CRJ10DJ330T
HDMI	R946		nsp	00MNN05105610	CHIP RES.	1M OHM 1/10W J	CRJ10DJ105T
HDMI	R947		nsp	00MNN05103610	CHIP RES.	10K OHM 1/10W J	CRJ10DJ103T
HDMI	R948		nsp	00MNN05103610	CHIP RES.	10K OHM 1/10W J	CRJ10DJ103T
HDMI	R949		nsp	00MNN05103610	CHIP RES.	10K OHM 1/10W J	CRJ10DJ103T
HDMI	R950		nsp	00MNN05103610	CHIP RES.	10K OHM 1/10W J	CRJ10DJ103T
HDMI	R951		nsp	00MNN05182610	CHIP RES.	1.8K OHM 1/10W J	CRJ10DJ182T
HDMI	R952		nsp	00MNN05182610	CHIP RES.	1.8K OHM 1/10W J	CRJ10DJ182T
HDMI	R953		nsp	00MNN05471610	CHIP RES.	470 OHM 1/10W J	CRJ10DJ471T
HDMI	R954		nsp	00MNN05220610	CHIP RES.	22 OHM 1/10W J	CRJ10DJ220T
HDMI	R955		nsp	00MNN05220610	CHIP RES.	22 OHM 1/10W J	CRJ10DJ220T
HDMI	R956		nsp	00MNN05220610	CHIP RES.	22 OHM 1/10W J	CRJ10DJ220T
HDMI	R962		nsp	00MNN05101610	CHIP RES.	100 OHM 1/10W J	CRJ10DJ101T
HDMI	R963		nsp	00MNN05103610	CHIP RES.	10K OHM 1/10W J	CRJ10DJ103T
HDMI	R964		nsp	00MNN05101610	CHIP RES.	100 OHM 1/10W J	CRJ10DJ101T
HDMI	R966		nsp	00MNN05222610	CHIP RES.	2.2K OHM 1/10W J	CRJ10DJ222T
HDMI	R967		nsp	00MNN05222610	CHIP RES.	2.2K OHM 1/10W J	CRJ10DJ222T
HDMI	R970		nsp	00MNN05682610	CHIP RES.	6.8K OHM 1/10W J	CRJ10DJ682T
HDMI	R971		nsp	00MNN05242610	CHIP RES.	2.4K OHM	CRJ10DJ242T
HDMI	R972		nsp	00MNN05242610	CHIP RES.	2.4K OHM	CRJ10DJ242T
HDMI	R973		nsp	00MNN05242610	CHIP RES.	2.4K OHM	CRJ10DJ242T
HDMI	R974		nsp	00MNN05242610	CHIP RES.	2.4K OHM	CRJ10DJ242T
HDMI	R975	/L1G	nsp	00MNN05473610	CHIP RES.	47K OHM 1/10W J	CRJ10DJ473T
HDMI	R975	/N1B	nsp	00MNN05473610	CHIP RES.	47K OHM 1/10W J	CRJ10DJ473T
HDMI	R975	/N1G	nsp	00MNN05473610	CHIP RES.	47K OHM 1/10W J	CRJ10DJ473T
HDMI	R975	/N1S	nsp	00MNN05473610	CHIP RES.	47K OHM 1/10W J	CRJ10DJ473T
HDMI	R976	/L1G	nsp	00MNN05473610	CHIP RES.	47K OHM 1/10W J	CRJ10DJ473T

NOTE "nsp" PART IS LISTED FOR REFERENCE ONLY, MARANTZ WILL NOT SUPPLY THESE PARTS

P.W.B. NAME	POS. NO.	VERS. COLOR	PART NO. (FOR EUR)	PART NO. (MZ)	PART NAME	DESCRIPTION	
HDMI	R976	/N1B	nsp	00MNN05473610	CHIP RES.	47K OHM 1/10W J	CRJ10DJ473T
HDMI	R976	/N1G	nsp	00MNN05473610	CHIP RES.	47K OHM 1/10W J	CRJ10DJ473T
HDMI	R976	/N1S	nsp	00MNN05473610	CHIP RES.	47K OHM 1/10W J	CRJ10DJ473T
HDMI	R977		nsp	00MNN05220610	CHIP RES.	22 OHM 1/10W J	CRJ10DJ220T
HDMI	R982	/U1B	nsp	00MNN05000610	CHIP RES.	0 OHM 1/10W J	CRJ10DJ0R0T
HDMI	R983	/U1B	nsp	00MNN05473610	CHIP RES.	47K OHM 1/10W J	CRJ10DJ473T
HDMI	RN91		90M-BW000400R	90M-BW000400R	RES. COMPO.	22 OHM X4 2012	CRJ104DJ220T
HDMI	RN93		90M-BW000400R	90M-BW000400R	RES. COMPO.	22 OHM X4 2012	CRJ104DJ220T
HDMI	RN94		90M-BW000400R	90M-BW000400R	RES. COMPO.	22 OHM X4 2012	CRJ104DJ220T
HDMI	RN95		90M-BW000400R	90M-BW000400R	RES. COMPO.	22 OHM X4 2012	CRJ104DJ220T
HDMI	RN96		90M-BW000400R	90M-BW000400R	RES. COMPO.	22 OHM X4 2012	CRJ104DJ220T
HDMI	RN97		90M-BW000400R	90M-BW000400R	RES. COMPO.	22 OHM X4 2012	CRJ104DJ220T
HDMI	RN98		90M-BW000400R	90M-BW000400R	RES. COMPO.	22 OHM X4 2012	CRJ104DJ220T
HDMI	RN99		90M-BW000400R	90M-BW000400R	RES. COMPO.	22 OHM X4 2012	CRJ104DJ220T
HDMI	X901		90M-JX001330R	90M-JX001330R	X'TAL	27MHZ	COX27000E180TF
					INPUT PWB(CUP11995Z)		
INPUT	BK31		nsp	nsp	HEATSINK	HEAT SINK IC	CMY1A289
INPUT	BN24		nsp	nsp	CORD	WIRE ASSY	CWB1C905150EN
INPUT	BN44		nsp	nsp	CORD	WIRE ASSY	CWB1C905180EN
INPUT	C101		nsp	00MOA47602520	ELECT CAP.	47UF 25V	CCEA1EH470T
INPUT	C102		nsp	00MDK96103300	CER. CAP.	0.01UF 50V KC	CCUS1H103KC
INPUT	C103		nsp	00MOA47602520	ELECT CAP.	47UF 25V	CCEA1EH470T
INPUT	C104		nsp	00MDK96103300	CER. CAP.	0.01UF 50V KC	CCUS1H103KC
INPUT	C105		nsp	00MOA22605020	ELECT CAP.	22UF 50V	CCEA1HH220T
INPUT	C106		nsp	00MDK96104300	CER. CAP.	0.1UF 50V K	CCUS1H104KC
INPUT	C107		nsp	00MDD95101300	CER. CAP.	100PF 50V JA	CCUS1H101JA
INPUT	C108		nsp	00MDK96104300	CER. CAP.	0.1UF 50V K	CCUS1H104KC
INPUT	C109		nsp	00MDD95101300	CER. CAP.	100PF 50V JA	CCUS1H101JA
INPUT	C110		nsp	00MDK96104300	CER. CAP.	0.1UF 50V K	CCUS1H104KC
INPUT	C112		nsp	00MDK96104300	CER. CAP.	0.1UF 50V K	CCUS1H104KC
INPUT	C116		nsp	00MDD95330300	CER. CAP.	33PF 50V JA	CCUS1H330JA
INPUT	C117		nsp	00MDK96103300	CER. CAP.	0.01UF 50V KC	CCUS1H103KC
INPUT	C118		nsp	00MOA47602520	ELECT CAP.	47UF 25V	CCEA1EH470T
INPUT	C119		nsp	00MDK96104300	CER. CAP.	0.1UF 50V K	CCUS1H104KC
INPUT	C121		nsp	00MDK96104300	CER. CAP.	0.1UF 50V K	CCUS1H104KC
INPUT	C122		nsp	00MOA22605020	ELECT CAP.	22UF 50V	CCEA1HH220T
INPUT	C123		nsp	00MDK96104300	CER. CAP.	0.1UF 50V K	CCUS1H104KC
INPUT	C124		nsp	00MDK96104300	CER. CAP.	0.1UF 50V K	CCUS1H104KC
INPUT	C125		nsp	00MDK98223300	CER. CAP.	0.022UF 50V KC	CCUS1H223KC
INPUT	C126		nsp	00MDK96104300	CER. CAP.	0.1UF 50V K	CCUS1H104KC
INPUT	C127		nsp	00MOA22605020	ELECT CAP.	22UF 50V	CCEA1HH220T
INPUT	C128		nsp	00MDK96104300	CER. CAP.	0.1UF 50V K	CCUS1H104KC
INPUT	C129		nsp	00MOA22605020	ELECT CAP.	22UF 50V	CCEA1HH220T
INPUT	C130		nsp	00MDK96104300	CER. CAP.	0.1UF 50V K	CCUS1H104KC
INPUT	C131		nsp	00MOA22605020	ELECT CAP.	22UF 50V	CCEA1HH220T
INPUT	C132		nsp	00MDD95390300	CER. CAP.	39PF 50V JA	CCUS1H390JA
INPUT	C133		nsp	00MDD95390300	CER. CAP.	39PF 50V JA	CCUS1H390JA
INPUT	C134		nsp	00MDK96104300	CER. CAP.	0.1UF 50V K	CCUS1H104KC
INPUT	C135		nsp	00MDD95101300	CER. CAP.	100PF 50V JA	CCUS1H101JA
INPUT	C136		nsp	00MDK96104300	CER. CAP.	0.1UF 50V K	CCUS1H104KC
INPUT	C137		nsp	00MOA22605020	ELECT CAP.	22UF 50V	CCEA1HH220T
INPUT	C138		nsp	00MOA22605020	ELECT CAP.	22UF 50V	CCEA1HH220T
INPUT	C141		nsp	00MDD95101300	CER. CAP.	100PF 50V JA	CCUS1H101JA
INPUT	C142		nsp	00MDD95151300	CER. CAP.	150PF 50V JA	CCUS1H151JA
INPUT	C143		nsp	00MDK96104300	CER. CAP.	0.1UF 50V K	CCUS1H104KC
INPUT	C144		nsp	00MDK96272300	CER. CAP.	2700PF 50V KC	CCUS1H272KC
INPUT	C145		nsp	00MOA22605020	ELECT CAP.	22UF 50V	CCEA1HH220T
INPUT	C148		nsp	00MDD95101300	CER. CAP.	100PF 50V JA	CCUS1H101JA
INPUT	C149		nsp	00MDD95151300	CER. CAP.	150PF 50V JA	CCUS1H151JA
INPUT	C150		nsp	00MDK96104300	CER. CAP.	0.1UF 50V K	CCUS1H104KC
INPUT	C151		nsp	00MDK96272300	CER. CAP.	2700PF 50V KC	CCUS1H272KC
INPUT	C152		nsp	00MOA10701620	ELECT CAP.	100UF 16V	CCEA1CH101T
INPUT	C153		nsp	00MDK96104300	CER. CAP.	0.1UF 50V K	CCUS1H104KC
INPUT	C154		nsp	00MDK96104300	CER. CAP.	0.1UF 50V K	CCUS1H104KC
INPUT	C157		nsp	00MDK96104300	CER. CAP.	0.1UF 50V K	CCUS1H104KC
INPUT	C158		nsp	00MOA22605020	ELECT CAP.	22UF 50V	CCEA1HH220T
INPUT	C159		nsp	00MDK98223300	CER. CAP.	0.022UF 50V KC	CCUS1H223KC

NOTE *nsp* PART IS LISTED FOR REFERENCE ONLY, MARANTZ WILL NOT SUPPLY THESE PARTS

P.W.B. NAME	POS. NO.	VERS. COLOR	PART NO. (FOR EUR)	PART NO. (MZ)	PART NAME	DESCRIPTION	
INPUT	C161		nsp	00MOA10701620	ELECT CAP.	100UF 16V	CCEA1CH101T
INPUT	C162		nsp	00MDK96104300	CER. CAP.	0.1UF 50V K	CCUS1H104KC
INPUT	C164		nsp	00MDK96104300	CER. CAP.	0.1UF 50V K	CCUS1H104KC
INPUT	C165		nsp	00MOA22605020	ELECT CAP.	22UF 50V	CCEA1HH220T
INPUT	C166		nsp	00MDK96104300	CER. CAP.	0.1UF 50V K	CCUS1H104KC
INPUT	C167		nsp	00MOA22505020	ELECT CAP.	2.2UF 50V	CCEA1HH2R2T
INPUT	C168		nsp	00MDD95680300	CER. CAP.	68PF 50V JA	CCUS1H680JA
INPUT	C169		nsp	00MDK96122300	CER. CAP.	1200PF 50V KC	CCUS1H122KC
INPUT	C170		nsp	00MDK96103300	CER. CAP.	0.01UF 50V KC	CCUS1H103KC
INPUT	C171		nsp	90M-DK900090R	CER. CAP.	1UF 10V KC	CCUS1A105KC
INPUT	C172		nsp	00MOA47602520	ELECT CAP.	47UF 25V	CCEA1EH470T
INPUT	C173		nsp	00MDK96104300	CER. CAP.	0.1UF 50V K	CCUS1H104KC
INPUT	C174		nsp	00MDK96104300	CER. CAP.	0.1UF 50V K	CCUS1H104KC
INPUT	C175		nsp	00MOA22605020	ELECT CAP.	22UF 50V	CCEA1HH220T
INPUT	C176		nsp	00MDK96104300	CER. CAP.	0.1UF 50V K	CCUS1H104KC
INPUT	C177		nsp	00MDK96104300	CER. CAP.	0.1UF 50V K	CCUS1H104KC
INPUT	C178		nsp	00MDK96104300	CER. CAP.	0.1UF 50V K	CCUS1H104KC
INPUT	C179		nsp	00MOA22605020	ELECT CAP.	22UF 50V	CCEA1HH220T
INPUT	C180		nsp	00MDK96104300	CER. CAP.	0.1UF 50V K	CCUS1H104KC
INPUT	C181		nsp	00MOA22605020	ELECT CAP.	22UF 50V	CCEA1HH220T
INPUT	C182		nsp	00MDK96104300	CER. CAP.	0.1UF 50V K	CCUS1H104KC
INPUT	C183		nsp	00MDK96104300	CER. CAP.	0.1UF 50V K	CCUS1H104KC
INPUT	C184		nsp	00MDK96104300	CER. CAP.	0.1UF 50V K	CCUS1H104KC
INPUT	C185		nsp	00MOA22605020	ELECT CAP.	22UF 50V	CCEA1HH220T
INPUT	C186		nsp	00MDK96104300	CER. CAP.	0.1UF 50V K	CCUS1H104KC
INPUT	C187		nsp	00MOA22605020	ELECT CAP.	22UF 50V	CCEA1HH220T
INPUT	C188		nsp	00MDK96104300	CER. CAP.	0.1UF 50V K	CCUS1H104KC
INPUT	C189		nsp	00MDK96104300	CER. CAP.	0.1UF 50V K	CCUS1H104KC
INPUT	C190		nsp	00MDK96104300	CER. CAP.	0.1UF 50V K	CCUS1H104KC
INPUT	C191		nsp	00MDK96104300	CER. CAP.	0.1UF 50V K	CCUS1H104KC
INPUT	C192		nsp	00MDK96102300	CER. CAP.	1000PF 50V KC	CCUS1H102KC
INPUT	C196		nsp	00MOA10800620	ELECT CAP.	1000UF 6.3V	CCEA0JH102T
INPUT	C197		nsp	00MDK96104300	CER. CAP.	0.1UF 50V K	CCUS1H104KC
INPUT	C198		nsp	00MOA47505020	ELECT CAP.	4.7UF 50V	CCEA1HH4R7T
INPUT	C199		nsp	00MDK96104300	CER. CAP.	0.1UF 50V K	CCUS1H104KC
INPUT	C200		nsp	00MOA10701620	ELECT CAP.	100UF 16V	CCEA1CH101T
INPUT	C201		nsp	00MDK96104300	CER. CAP.	0.1UF 50V K	CCUS1H104KC
INPUT	C202		nsp	00MOA10701620	ELECT CAP.	100UF 16V	CCEA1CH101T
INPUT	C205		nsp	00MDK96272300	CER. CAP.	2700PF 50V KC	CCUS1H272KC
INPUT	C206		nsp	00MDD95391370	CER. CAP.	390PF 50V JA	CCUS1H391JA
INPUT	C207		nsp	00MDK96272300	CER. CAP.	2700PF 50V KC	CCUS1H272KC
INPUT	C208		nsp	00MDD95391370	CER. CAP.	390PF 50V JA	CCUS1H391JA
INPUT	C209		nsp	00MDK96104300	CER. CAP.	0.1UF 50V K	CCUS1H104KC
INPUT	C210		nsp	00MOA22605020	ELECT CAP.	22UF 50V	CCEA1HH220T
INPUT	C211		nsp	00MDK96103300	CER. CAP.	0.01UF 50V KC	CCUS1H103KC
INPUT	C212		nsp	00MDK96272300	CER. CAP.	2700PF 50V KC	CCUS1H272KC
INPUT	C213		nsp	00MDD95391370	CER. CAP.	390PF 50V JA	CCUS1H391JA
INPUT	C214		nsp	00MDK96272300	CER. CAP.	2700PF 50V KC	CCUS1H272KC
INPUT	C215		nsp	00MDD95391370	CER. CAP.	390PF 50V JA	CCUS1H391JA
INPUT	C216		nsp	00MDK96104300	CER. CAP.	0.1UF 50V K	CCUS1H104KC
INPUT	C217		nsp	00MOA22605020	ELECT CAP.	22UF 50V	CCEA1HH220T
INPUT	C218		nsp	00MDK96103300	CER. CAP.	0.01UF 50V KC	CCUS1H103KC
INPUT	C219		nsp	00MDK96272300	CER. CAP.	2700PF 50V KC	CCUS1H272KC
INPUT	C220		nsp	00MDD95391370	CER. CAP.	390PF 50V JA	CCUS1H391JA
INPUT	C221		nsp	00MDK96272300	CER. CAP.	2700PF 50V KC	CCUS1H272KC
INPUT	C222		nsp	00MDD95391370	CER. CAP.	390PF 50V JA	CCUS1H391JA
INPUT	C223		nsp	00MDK96104300	CER. CAP.	0.1UF 50V K	CCUS1H104KC
INPUT	C224		nsp	00MOA22605020	ELECT CAP.	22UF 50V	CCEA1HH220T
INPUT	C225		nsp	00MDK96103300	CER. CAP.	0.01UF 50V KC	CCUS1H103KC
INPUT	C226		nsp	00MDK96272300	CER. CAP.	2700PF 50V KC	CCUS1H272KC
INPUT	C227		nsp	00MDD95391370	CER. CAP.	390PF 50V JA	CCUS1H391JA
INPUT	C228		nsp	00MDK96272300	CER. CAP.	2700PF 50V KC	CCUS1H272KC
INPUT	C229		nsp	00MDD95391370	CER. CAP.	390PF 50V JA	CCUS1H391JA
INPUT	C230		nsp	00MDK96104300	CER. CAP.	0.1UF 50V K	CCUS1H104KC
INPUT	C231		nsp	00MOA22605020	ELECT CAP.	22UF 50V	CCEA1HH220T
INPUT	C232		nsp	00MDK96103300	CER. CAP.	0.01UF 50V KC	CCUS1H103KC
INPUT	C233		nsp	00MDK96272300	CER. CAP.	2700PF 50V KC	CCUS1H272KC

NOTE "nsp" PART IS LISTED FOR REFERENCE ONLY, MARANTZ WILL NOT SUPPLY THESE PARTS

P.W.B. NAME	POS. NO.	VERS. COLOR	PART NO. (FOR EUR)	PART NO. (MZ)	PART NAME	DESCRIPTION	
INPUT	C234		nsp	00MDD95391370	CER. CAP.	390PF 50V JA	CCUS1H391JA
INPUT	C235		nsp	00MDK96272300	CER. CAP.	2700PF 50V KC	CCUS1H272KC
INPUT	C236		nsp	00MDD95391370	CER. CAP.	390PF 50V JA	CCUS1H391JA
INPUT	C237		nsp	00MDK96104300	CER. CAP.	0.1UF 50V K	CCUS1H104KC
INPUT	C238		nsp	00MOA22605020	ELECT CAP.	22UF 50V	CCEA1HH220T
INPUT	C239		nsp	00MDK96103300	CER. CAP.	0.01UF 50V KC	CCUS1H103KC
INPUT	C241		nsp	00MDK96272300	CER. CAP.	2700PF 50V KC	CCUS1H272KC
INPUT	C242		nsp	00MDD95391370	CER. CAP.	390PF 50V JA	CCUS1H391JA
INPUT	C243		nsp	00MDK96272300	CER. CAP.	2700PF 50V KC	CCUS1H272KC
INPUT	C244		nsp	00MDD95391370	CER. CAP.	390PF 50V JA	CCUS1H391JA
INPUT	C245		nsp	00MDK96104300	CER. CAP.	0.1UF 50V K	CCUS1H104KC
INPUT	C246		nsp	00MOA22605020	ELECT CAP.	22UF 50V	CCEA1HH220T
INPUT	C247		nsp	00MDK96103300	CER. CAP.	0.01UF 50V KC	CCUS1H103KC
INPUT	C248		nsp	00MDK96272300	CER. CAP.	2700PF 50V KC	CCUS1H272KC
INPUT	C249		nsp	00MDD95391370	CER. CAP.	390PF 50V JA	CCUS1H391JA
INPUT	C250		nsp	00MDK96272300	CER. CAP.	2700PF 50V KC	CCUS1H272KC
INPUT	C251		nsp	00MDD95391370	CER. CAP.	390PF 50V JA	CCUS1H391JA
INPUT	C252		nsp	00MDK96104300	CER. CAP.	0.1UF 50V K	CCUS1H104KC
INPUT	C253		nsp	00MOA22605020	ELECT CAP.	22UF 50V	CCEA1HH220T
INPUT	C254		nsp	00MDK96103300	CER. CAP.	0.01UF 50V KC	CCUS1H103KC
INPUT	C264		nsp	00MOA10701620	ELECT CAP.	100UF 16V	CCEA1CH101T
INPUT	C266		nsp	00MDK96104300	CER. CAP.	0.1UF 50V K	CCUS1H104KC
INPUT	C268		nsp	00MDK96272300	CER. CAP.	2700PF 50V KC	CCUS1H272KC
INPUT	C269		nsp	00MDD95391370	CER. CAP.	390PF 50V JA	CCUS1H391JA
INPUT	C270		nsp	00MDK96272300	CER. CAP.	2700PF 50V KC	CCUS1H272KC
INPUT	C271		nsp	00MDD95391370	CER. CAP.	390PF 50V JA	CCUS1H391JA
INPUT	C272		nsp	00MDK96104300	CER. CAP.	0.1UF 50V K	CCUS1H104KC
INPUT	C273		nsp	00MOA22605020	ELECT CAP.	22UF 50V	CCEA1HH220T
INPUT	C274		nsp	00MDK96103300	CER. CAP.	0.01UF 50V KC	CCUS1H103KC
INPUT	C278		nsp	00MOA47602520	ELECT CAP.	47UF 25V	CCEA1EH470T
INPUT	C279		nsp	00MDK96104300	CER. CAP.	0.1UF 50V K	CCUS1H104KC
INPUT	C280		nsp	00MOA10701620	ELECT CAP.	100UF 16V	CCEA1CH101T
INPUT	C281		nsp	00MDK96104300	CER. CAP.	0.1UF 50V K	CCUS1H104KC
INPUT	C288		nsp	00MDK96104300	CER. CAP.	0.1UF 50V K	CCUS1H104KC
INPUT	C289		nsp	00MDK96104300	CER. CAP.	0.1UF 50V K	CCUS1H104KC
INPUT	C291		nsp	90M-DK900090R	CER. CAP.	1UF 10V KC	CCUS1A105KC
INPUT	C292		nsp	90M-DK900090R	CER. CAP.	1UF 10V KC	CCUS1A105KC
INPUT	C301		nsp	00MDD95471300	CER. CAP.	470PF 50V JA	CCUS1H471JA
INPUT	C302		nsp	00MDD95471300	CER. CAP.	470PF 50V JA	CCUS1H471JA
INPUT	C303		nsp	00MOA10605020	ELECT CAP.	10UF 50V	CCEA1HH100T
INPUT	C304		nsp	00MOA10605020	ELECT CAP.	10UF 50V	CCEA1HH100T
INPUT	C305		nsp	00MDD95471300	CER. CAP.	470PF 50V JA	CCUS1H471JA
INPUT	C306		nsp	00MDD95471300	CER. CAP.	470PF 50V JA	CCUS1H471JA
INPUT	C307		nsp	00MOA10605020	ELECT CAP.	10UF 50V	CCEA1HH100T
INPUT	C308		nsp	00MOA10605020	ELECT CAP.	10UF 50V	CCEA1HH100T
INPUT	C309		nsp	00MDD95471300	CER. CAP.	470PF 50V JA	CCUS1H471JA
INPUT	C310		nsp	00MDD95471300	CER. CAP.	470PF 50V JA	CCUS1H471JA
INPUT	C311		nsp	00MOA10605020	ELECT CAP.	10UF 50V	CCEA1HH100T
INPUT	C312		nsp	00MOA10605020	ELECT CAP.	10UF 50V	CCEA1HH100T
INPUT	C313		nsp	00MDD95471300	CER. CAP.	470PF 50V JA	CCUS1H471JA
INPUT	C314		nsp	00MDD95471300	CER. CAP.	470PF 50V JA	CCUS1H471JA
INPUT	C315		nsp	00MOA10605020	ELECT CAP.	10UF 50V	CCEA1HH100T
INPUT	C316		nsp	00MOA10605020	ELECT CAP.	10UF 50V	CCEA1HH100T
INPUT	C321		nsp	00MDD95471300	CER. CAP.	470PF 50V JA	CCUS1H471JA
INPUT	C322		nsp	00MDD95471300	CER. CAP.	470PF 50V JA	CCUS1H471JA
INPUT	C323		nsp	00MOA10605020	ELECT CAP.	10UF 50V	CCEA1HH100T
INPUT	C324		nsp	00MOA10605020	ELECT CAP.	10UF 50V	CCEA1HH100T
INPUT	C325		nsp	00MDD95471300	CER. CAP.	470PF 50V JA	CCUS1H471JA
INPUT	C326		nsp	00MDD95471300	CER. CAP.	470PF 50V JA	CCUS1H471JA
INPUT	C327		nsp	00MOA10605020	ELECT CAP.	10UF 50V	CCEA1HH100T
INPUT	C328		nsp	00MOA10605020	ELECT CAP.	10UF 50V	CCEA1HH100T
INPUT	C329		nsp	00MDD95471300	CER. CAP.	470PF 50V JA	CCUS1H471JA
INPUT	C330		nsp	00MDD95471300	CER. CAP.	470PF 50V JA	CCUS1H471JA
INPUT	C331		nsp	00MOA10605020	ELECT CAP.	10UF 50V	CCEA1HH100T
INPUT	C332		nsp	00MOA10605020	ELECT CAP.	10UF 50V	CCEA1HH100T
INPUT	C333		nsp	00MDD95471300	CER. CAP.	470PF 50V JA	CCUS1H471JA
INPUT	C334		nsp	00MDD95471300	CER. CAP.	470PF 50V JA	CCUS1H471JA

NOTE *nsp* PART IS LISTED FOR REFERENCE ONLY, MARANTZ WILL NOT SUPPLY THESE PARTS

P.W.B. NAME	POS. NO.	VERS. COLOR	PART NO. (FOR EUR)	PART NO. (MZ)	PART NAME	DESCRIPTION	
INPUT	C335		nsp	00MOA10605020	ELECT CAP.	10UF 50V	CCEA1HH100T
INPUT	C336		nsp	00MOA10605020	ELECT CAP.	10UF 50V	CCEA1HH100T
INPUT	C337		nsp	00MDD95471300	CER. CAP.	470PF 50V JA	CCUS1H471JA
INPUT	C338		nsp	00MDD95471300	CER. CAP.	470PF 50V JA	CCUS1H471JA
INPUT	C339		nsp	00MOA10605020	ELECT CAP.	10UF 50V	CCEA1HH100T
INPUT	C340		nsp	00MOA10605020	ELECT CAP.	10UF 50V	CCEA1HH100T
INPUT	C345		nsp	00MDD95471300	CER. CAP.	470PF 50V JA	CCUS1H471JA
INPUT	C346		nsp	00MDD95471300	CER. CAP.	470PF 50V JA	CCUS1H471JA
INPUT	C347		nsp	00MOA10605020	ELECT CAP.	10UF 50V	CCEA1HH100T
INPUT	C348		nsp	00MOA10605020	ELECT CAP.	10UF 50V	CCEA1HH100T
INPUT	C349		nsp	00MDD95471300	CER. CAP.	470PF 50V JA	CCUS1H471JA
INPUT	C350		nsp	00MDD95471300	CER. CAP.	470PF 50V JA	CCUS1H471JA
INPUT	C351		nsp	00MOA10605020	ELECT CAP.	10UF 50V	CCEA1HH100T
INPUT	C352		nsp	00MOA10605020	ELECT CAP.	10UF 50V	CCEA1HH100T
INPUT	C353		nsp	00MDD95471300	CER. CAP.	470PF 50V JA	CCUS1H471JA
INPUT	C354		nsp	00MDD95471300	CER. CAP.	470PF 50V JA	CCUS1H471JA
INPUT	C355		nsp	00MOA10605020	ELECT CAP.	10UF 50V	CCEA1HH100T
INPUT	C356		nsp	00MOA10605020	ELECT CAP.	10UF 50V	CCEA1HH100T
INPUT	C357		nsp	00MDD95471300	CER. CAP.	470PF 50V JA	CCUS1H471JA
INPUT	C358		nsp	00MDD95471300	CER. CAP.	470PF 50V JA	CCUS1H471JA
INPUT	C359		nsp	00MOA10605020	ELECT CAP.	10UF 50V	CCEA1HH100T
INPUT	C360		nsp	00MOA10605020	ELECT CAP.	10UF 50V	CCEA1HH100T
INPUT	C365		nsp	00MDD95471300	CER. CAP.	470PF 50V JA	CCUS1H471JA
INPUT	C366		nsp	00MDD95471300	CER. CAP.	470PF 50V JA	CCUS1H471JA
INPUT	C367		nsp	00MOA10605020	ELECT CAP.	10UF 50V	CCEA1HH100T
INPUT	C368		nsp	00MOA10605020	ELECT CAP.	10UF 50V	CCEA1HH100T
INPUT	C369		nsp	00MDD95101300	CER. CAP.	100PF 50V JA	CCUS1H101JA
INPUT	C370		nsp	00MDD95101300	CER. CAP.	100PF 50V JA	CCUS1H101JA
INPUT	C371		nsp	00MOA10701620	ELECT CAP.	100UF 16V	CCEA1CH101T
INPUT	C372		nsp	00MDK96104300	CER. CAP.	0.1UF 50V K	CCUS1H104KC
INPUT	C373		nsp	00MOA10701620	ELECT CAP.	100UF 16V	CCEA1CH101T
INPUT	C374		nsp	00MDK96104300	CER. CAP.	0.1UF 50V K	CCUS1H104KC
INPUT	C375		nsp	00MDK98223300	CER. CAP.	0.022UF 50V KC	CCUS1H223KC
INPUT	C376		nsp	00MDK96473300	CER. CAP.	0.043UF 50V KC	CCUS1H473KC
INPUT	C377		nsp	00MDK96153300	CER. CAP.	0.015UF 50V	CCUS1H153KC
INPUT	C378		nsp	00MDK98223300	CER. CAP.	0.022UF 50V KC	CCUS1H223KC
INPUT	C379		nsp	00MDK96473300	CER. CAP.	0.043UF 50V KC	CCUS1H473KC
INPUT	C380		nsp	00MDK96153300	CER. CAP.	0.015UF 50V	CCUS1H153KC
INPUT	C381		nsp	00MOA47602520	ELECT CAP.	47UF 25V	CCEA1EH470T
INPUT	C382		nsp	00MOA47602520	ELECT CAP.	47UF 25V	CCEA1EH470T
INPUT	C383		nsp	00MOA47602520	ELECT CAP.	47UF 25V	CCEA1EH470T
INPUT	C384		nsp	00MOA47602520	ELECT CAP.	47UF 25V	CCEA1EH470T
INPUT	C385		nsp	00MOA47602520	ELECT CAP.	47UF 25V	CCEA1EH470T
INPUT	C386		nsp	00MOA47602520	ELECT CAP.	47UF 25V	CCEA1EH470T
INPUT	C387		nsp	00MOA47602520	ELECT CAP.	47UF 25V	CCEA1EH470T
INPUT	C388		nsp	00MOA47602520	ELECT CAP.	47UF 25V	CCEA1EH470T
INPUT	C395		nsp	00MDK96473300	CER. CAP.	0.043UF 50V KC	CCUS1H473KC
INPUT	C396		nsp	00MDK96473300	CER. CAP.	0.043UF 50V KC	CCUS1H473KC
INPUT	C416		nsp	00MOA22605020	ELECT CAP.	22UF 50V	CCEA1HH220T
INPUT	C417		nsp	00MOA22605020	ELECT CAP.	22UF 50V	CCEA1HH220T
INPUT	C418		nsp	00MDK96473300	CER. CAP.	0.043UF 50V KC	CCUS1H473KC
INPUT	C419		nsp	00MDK96473300	CER. CAP.	0.043UF 50V KC	CCUS1H473KC
INPUT	C420		nsp	00MOA22605020	ELECT CAP.	22UF 50V	CCEA1HH220T
INPUT	C421		nsp	00MOA22605020	ELECT CAP.	22UF 50V	CCEA1HH220T
INPUT	C422		nsp	00MDD95221300	CER. CAP.	220PF 50V JA	CCUS1H221JA
INPUT	C423		nsp	00MDD95221300	CER. CAP.	220PF 50V JA	CCUS1H221JA
INPUT	C424		nsp	00MOA47602520	ELECT CAP.	47UF 25V	CCEA1EH470T
INPUT	C425		nsp	00MOA47602520	ELECT CAP.	47UF 25V	CCEA1EH470T
INPUT	C426		nsp	00MDD95471300	CER. CAP.	470PF 50V JA	CCUS1H471JA
INPUT	C427		nsp	00MDD95471300	CER. CAP.	470PF 50V JA	CCUS1H471JA
INPUT	C428		nsp	00MOA22605020	ELECT CAP.	22UF 50V	CCEA1HH220T
INPUT	C429		nsp	00MOA22605020	ELECT CAP.	22UF 50V	CCEA1HH220T
INPUT	C430		nsp	00MDK96473300	CER. CAP.	0.043UF 50V KC	CCUS1H473KC
INPUT	C431		nsp	00MDK96473300	CER. CAP.	0.043UF 50V KC	CCUS1H473KC
INPUT	C432		nsp	00MOA22605020	ELECT CAP.	22UF 50V	CCEA1HH220T
INPUT	C433		nsp	00MOA22605020	ELECT CAP.	22UF 50V	CCEA1HH220T
INPUT	C434		nsp	00MDD95101300	CER. CAP.	100PF 50V JA	CCUS1H101JA

NOTE "nsp" PART IS LISTED FOR REFERENCE ONLY, MARANTZ WILL NOT SUPPLY THESE PARTS

P.W.B. NAME	POS. NO.	VERS. COLOR	PART NO. (FOR EUR)	PART NO. (MZ)	PART NAME	DESCRIPTION	
INPUT	C435		nsp	00MDD95101300	CER. CAP.	100PF 50V JA	CCUS1H101JA
INPUT	C436		nsp	00MOA47602520	ELECT CAP.	47UF 25V	CCEA1EH470T
INPUT	C437		nsp	00MOA47602520	ELECT CAP.	47UF 25V	CCEA1EH470T
INPUT	C438		nsp	00MDD95471300	CER. CAP.	470PF 50V JA	CCUS1H471JA
INPUT	C439		nsp	00MDD95471300	CER. CAP.	470PF 50V JA	CCUS1H471JA
INPUT	C440		nsp	00MOA22605020	ELECT CAP.	22UF 50V	CCEA1HH220T
INPUT	C441		nsp	00MOA22605020	ELECT CAP.	22UF 50V	CCEA1HH220T
INPUT	C442		nsp	00MDK96473300	CER. CAP.	0.043UF 50V KC	CCUS1H473KC
INPUT	C443		nsp	00MDK96473300	CER. CAP.	0.043UF 50V KC	CCUS1H473KC
INPUT	C444		nsp	00MOA22605020	ELECT CAP.	22UF 50V	CCEA1HH220T
INPUT	C445		nsp	00MOA22605020	ELECT CAP.	22UF 50V	CCEA1HH220T
INPUT	C446		nsp	00MDD95101300	CER. CAP.	100PF 50V JA	CCUS1H101JA
INPUT	C447		nsp	00MDD95101300	CER. CAP.	100PF 50V JA	CCUS1H101JA
INPUT	C448		nsp	00MOA47602520	ELECT CAP.	47UF 25V	CCEA1EH470T
INPUT	C449		nsp	00MOA47602520	ELECT CAP.	47UF 25V	CCEA1EH470T
INPUT	C450		nsp	00MDD95471300	CER. CAP.	470PF 50V JA	CCUS1H471JA
INPUT	C451		nsp	00MDD95471300	CER. CAP.	470PF 50V JA	CCUS1H471JA
INPUT	C452		nsp	00MOA22605020	ELECT CAP.	22UF 50V	CCEA1HH220T
INPUT	C453		nsp	00MOA22605020	ELECT CAP.	22UF 50V	CCEA1HH220T
INPUT	C454		nsp	00MDK96473300	CER. CAP.	0.043UF 50V KC	CCUS1H473KC
INPUT	C455		nsp	00MDK96473300	CER. CAP.	0.043UF 50V KC	CCUS1H473KC
INPUT	C456		nsp	00MOA22605020	ELECT CAP.	22UF 50V	CCEA1HH220T
INPUT	C457		nsp	00MOA22605020	ELECT CAP.	22UF 50V	CCEA1HH220T
INPUT	C458		nsp	00MDD95101300	CER. CAP.	100PF 50V JA	CCUS1H101JA
INPUT	C459		nsp	00MDD95101300	CER. CAP.	100PF 50V JA	CCUS1H101JA
INPUT	C460		nsp	00MOA47602520	ELECT CAP.	47UF 25V	CCEA1EH470T
INPUT	C461		nsp	00MOA47602520	ELECT CAP.	47UF 25V	CCEA1EH470T
INPUT	C462		nsp	00MDD95471300	CER. CAP.	470PF 50V JA	CCUS1H471JA
INPUT	C463		nsp	00MDD95471300	CER. CAP.	470PF 50V JA	CCUS1H471JA
INPUT	C465		nsp	00MOA10801620	ELECT CAP.	1000UF 16V	CCEA1CH102E
INPUT	C467		nsp	00MOA47701020	ELECT CAP.	470UF 10V	CCEA1AH471T
INPUT	C468		nsp	00MOA10701620	ELECT CAP.	100UF 16V	CCEA1CH101T
INPUT	C469		nsp	00MOA10701620	ELECT CAP.	100UF 16V	CCEA1CH101T
INPUT	C470		nsp	00MOA10701620	ELECT CAP.	100UF 16V	CCEA1CH101T
INPUT	C471		nsp	00MOA10701620	ELECT CAP.	100UF 16V	CCEA1CH101T
INPUT	C474		nsp	00MDK96473300	CER. CAP.	0.043UF 50V KC	CCUS1H473KC
INPUT	C475		nsp	00MDK96473300	CER. CAP.	0.043UF 50V KC	CCUS1H473KC
INPUT	C488		nsp	00MDD95101300	CER. CAP.	100PF 50V JA	CCUS1H101JA
INPUT	C489		nsp	00MDD95101300	CER. CAP.	100PF 50V JA	CCUS1H101JA
INPUT	C490		nsp	00MDD95101300	CER. CAP.	100PF 50V JA	CCUS1H101JA
INPUT	C491		nsp	00MDD95101300	CER. CAP.	100PF 50V JA	CCUS1H101JA
INPUT	C492		nsp	00MDK96104300	CER. CAP.	0.1UF 50V K	CCUS1H104KC
INPUT	C493		nsp	00MOA10701620	ELECT CAP.	100UF 16V	CCEA1CH101T
INPUT	C494		nsp	00MDD95101300	CER. CAP.	100PF 50V JA	CCUS1H101JA
INPUT	C495		nsp	00MOA47602520	ELECT CAP.	47UF 25V	CCEA1EH470T
INPUT	C496		nsp	00MOA10701620	ELECT CAP.	100UF 16V	CCEA1CH101T
INPUT	C497		nsp	00MDK96473300	CER. CAP.	0.043UF 50V KC	CCUS1H473KC
INPUT	C504		nsp	00MDK96473300	CER. CAP.	0.043UF 50V KC	CCUS1H473KC
INPUT	C801		nsp	00MDD95270300	CER. CAP.	27PF 50V JA	CCUS1H270JA
INPUT	C802		nsp	00MDD95270300	CER. CAP.	27PF 50V JA	CCUS1H270JA
INPUT	C803		nsp	00MDK96104300	CER. CAP.	0.1UF 50V K	CCUS1H104KC
INPUT	C804		nsp	00MDK96104300	CER. CAP.	0.1UF 50V K	CCUS1H104KC
INPUT	C805		nsp	00MOA22605020	ELECT CAP.	22UF 50V	CCEA1HH220T
INPUT	C806		nsp	00MDK96474200	CER. CAP.	0.47UF 10V	CCUS1A474KC
INPUT	C807		nsp	00MDK96104300	CER. CAP.	0.1UF 50V K	CCUS1H104KC
INPUT	C808		nsp	00MOA22605020	ELECT CAP.	22UF 50V	CCEA1HH220T
INPUT	C809		nsp	00MDK96104300	CER. CAP.	0.1UF 50V K	CCUS1H104KC
INPUT	C810		nsp	00MOA22605020	ELECT CAP.	22UF 50V	CCEA1HH220T
INPUT	C811		nsp	00MDK96104300	CER. CAP.	0.1UF 50V K	CCUS1H104KC
INPUT	C812		nsp	00MOA22605020	ELECT CAP.	22UF 50V	CCEA1HH220T
INPUT	C813		nsp	00MDK96104300	CER. CAP.	0.1UF 50V K	CCUS1H104KC
INPUT	C814		nsp	00MDK96104300	CER. CAP.	0.1UF 50V K	CCUS1H104KC
INPUT	C815		nsp	00MOA22605020	ELECT CAP.	22UF 50V	CCEA1HH220T
INPUT	C816		nsp	00MOA10801620	ELECT CAP.	1000UF 16V	CCEA1CH102E
INPUT	C817		nsp	00MDK96104300	CER. CAP.	0.1UF 50V K	CCUS1H104KC
INPUT	C818		nsp	90M-DK900090R	CER. CAP.	1UF 10V KC	CCUS1A105KC
INPUT	C819		nsp	00MDD95180300	CER. CAP.	18PF 50V JA	CCUS1H180JA

NOTE *nsp* PART IS LISTED FOR REFERENCE ONLY, MARANTZ WILL NOT SUPPLY THESE PARTS

P.W.B. NAME	POS. NO.	VERS. COLOR	PART NO. (FOR EUR)	PART NO. (MZ)	PART NAME	DESCRIPTION	
INPUT	C820		nsp	00MDK96102300	CER. CAP.	1000PF 50V KC	CCUS1H102KC
INPUT	C821		nsp	00MDK96102300	CER. CAP.	1000PF 50V KC	CCUS1H102KC
INPUT	C822		nsp	00MDK96102300	CER. CAP.	1000PF 50V KC	CCUS1H102KC
INPUT	C823		nsp	00MDD95330300	CER. CAP.	33PF 50V JA	CCUS1H330JA
INPUT	C824		nsp	00MOA47602520	ELECT CAP.	47UF 25V	CCEA1EH470T
INPUT	C828	/U1B	nsp	00MDK96104300	CER. CAP.	0.1UF 50V K	CCUS1H104KC
INPUT	C829	/U1B	nsp	00MOA47602520	ELECT CAP.	47UF 25V	CCEA1EH470T
INPUT	C834		nsp	00MOA10701620	ELECT CAP.	100UF 16V	CCEA1CH101T
INPUT	C835		nsp	00MOA10701620	ELECT CAP.	100UF 16V	CCEA1CH101T
INPUT	C836		nsp	00MDK96473300	CER. CAP.	0.043UF 50V KC	CCUS1H473KC
INPUT	C837		nsp	00MDK96473300	CER. CAP.	0.043UF 50V KC	CCUS1H473KC
INPUT	C838		nsp	00MDK96104300	CER. CAP.	0.1UF 50V K	CCUS1H104KC
INPUT	C842		nsp	00MDK96104300	CER. CAP.	0.1UF 50V K	CCUS1H104KC
INPUT	C846		nsp	00MDD95330300	CER. CAP.	33PF 50V JA	CCUS1H330JA
INPUT	C847		nsp	00MOA10701620	ELECT CAP.	100UF 16V	CCEA1CH101T
INPUT	C848		nsp	00MOA47602520	ELECT CAP.	47UF 25V	CCEA1EH470T
INPUT	CN15		nsp	nsp	CONN.	19P FPC WAFER	CJP19GA117ZY
INPUT	CN27		nsp	nsp	CONN.	21P FPC WAFER	CJP21GA115ZY
INPUT	CN43		nsp	nsp	CONN.	21P FPC WAFER	CJP21GA117ZY
INPUT	CN54		nsp	nsp	CONN.	5P STRAIGHT	CJP05GA19ZY
INPUT	CN80		nsp	nsp	CONN.	17P WAFER CARD CABLE	CJP17GA117ZY
INPUT	CN83		nsp	nsp	CONN.	9P STRAIGHT	CJP09GA19ZY
INPUT	CN89		nsp	nsp	CONN.	7P STRAIGHT	CJP07GA19ZY
INPUT	CN90		nsp	nsp	CONN.	CARD CABLE	CJP11GA117ZY
INPUT	CN95		nsp	nsp	CONN.	5P STRAIGHT	CJP05GA19ZY
INPUT	CN98		nsp	nsp	CORD	WIRE ASSY	CJP11GA01ZY
INPUT	CN99		nsp	nsp	CONN.	13P WAFER CARD CABLE	CJP13GA117ZY
INPUT	D301		00MHZ21303210	00MHZ21303210	DIODE	1SS355	CVD1SS355T
INPUT	D303		00MHZ21303210	00MHZ21303210	DIODE	1SS355	CVD1SS355T
INPUT	D304		00MHZ21303210	00MHZ21303210	DIODE	1SS355	CVD1SS355T
INPUT	D305		00MHZ21303210	00MHZ21303210	DIODE	1SS355	CVD1SS355T
INPUT	D306		00MHZ21303210	00MHZ21303210	DIODE	1SS355	CVD1SS355T
INPUT	D309		00MHZ21303210	00MHZ21303210	DIODE	1SS355	CVD1SS355T
INPUT	D310		00MHZ21303210	00MHZ21303210	DIODE	1SS355	CVD1SS355T
INPUT	D311		00MHZ21303210	00MHZ21303210	DIODE	1SS355	CVD1SS355T
INPUT	D313		00MHZ21303210	00MHZ21303210	DIODE	1SS355	CVD1SS355T
INPUT	D314		00MHZ21303210	00MHZ21303210	DIODE	1SS355	CVD1SS355T
INPUT	D315		90M-HD302410R	90M-HD302410R	ZENER DIODE	ZJ8.2BT	CVDZJ8.2BT
INPUT	D318		00MHZ21303210	00MHZ21303210	DIODE	1SS355	CVD1SS355T
INPUT	D319		00MHZ21303210	00MHZ21303210	DIODE	1SS355	CVD1SS355T
INPUT	D320		00MHZ21303210	00MHZ21303210	DIODE	1SS355	CVD1SS355T
INPUT	D331		nsp	90M-HD201750R	DIODE	1N4003	CVD1N4003SRT
INPUT	D332		nsp	90M-HD201750R	DIODE	1N4003	CVD1N4003SRT
INPUT	D333		nsp	90M-HD201750R	DIODE	1N4003	CVD1N4003SRT
INPUT	D334		nsp	90M-HD201750R	DIODE	1N4003	CVD1N4003SRT
INPUT	D335		nsp	90M-HD201820R	DIODE	RB160L-60TE25	HVDRB160L60TE25
INPUT	D336		nsp	90M-HD201820R	DIODE	RB160L-60TE25	HVDRB160L60TE25
INPUT	D801	/U1B	nsp	00MHZ21303210	DIODE	1SS355	CVD1SS355T
INPUT	D802	/L1G	nsp	00MHZ21303210	DIODE	1SS355	CVD1SS355T
INPUT	D802	/N1B	00MHZ21303210	00MHZ21303210	DIODE	1SS355	CVD1SS355T
INPUT	D802	/N1G	00MHZ21303210	00MHZ21303210	DIODE	1SS355	CVD1SS355T
INPUT	D802	/N1S	00MHZ21303210	00MHZ21303210	DIODE	1SS355	CVD1SS355T
INPUT	D803		00MHZ21303210	00MHZ21303210	DIODE	1SS355	CVD1SS355T
INPUT	D807		00MHZ21303210	00MHZ21303210	DIODE	1SS355	CVD1SS355T
INPUT	D808		00MHZ21303210	00MHZ21303210	DIODE	1SS355	CVD1SS355T
INPUT	D809		00MHZ21303210	00MHZ21303210	DIODE	1SS355	CVD1SS355T
INPUT	D810		00MHZ21303210	00MHZ21303210	DIODE	1SS355	CVD1SS355T
INPUT	IC11		90M-HS32CW10R	90M-HS32CW10R	U-PRO	HD64F2505 SR4002	HVIHD64F2505
INPUT	IC12		90M-HC108390R	90M-HC108390R	IC	AT24C08N10SC2.7	HVIAT24C08N10SC
INPUT	IC13		00MHC10099540	00MHC10099540	IC	S-80145ALMC	HVIS-80145ALMC
INPUT	IC17		90M-HC109800R	90M-HC109800R	IC	R2S15205FP	CVIR2S15205FP
INPUT	IC23		00MHC10102090	00MHC10102090	IC	NJM2068MD-TE1	HVINJM2068MDTE1
INPUT	IC24		00MHC10102090	00MHC10102090	IC	NJM2068MD-TE1	HVINJM2068MDTE1
INPUT	IC25		00MHC10102090	00MHC10102090	IC	NJM2068MD-TE1	HVINJM2068MDTE1
INPUT	IC26		00MHC10102090	00MHC10102090	IC	NJM2068MD-TE1	HVINJM2068MDTE1
INPUT	IC27		00MHC10021880	00MHC10021880	IC	CS494003-CQ DECODER	HVICS49400-CQ
INPUT	IC28		00MHC10418030	00MHC10418030	IC	LC89057W-VF4-E	HVILC89057WVF4E

NOTE "nsp" PART IS LISTED FOR REFERENCE ONLY, MARANTZ WILL NOT SUPPLY THESE PARTS

P.W.B. NAME	POS. NO.	VERS. COLOR	PART NO. (FOR EUR)	PART NO. (MZ)	PART NAME	DESCRIPTION	
INPUT	IC29		90M-HC110090R	90M-HC110090R	IC	CS42528-CQ	HVICS42528-CQ
INPUT	IC31		90M-HC700550R	90M-HC700550R	IC	TC74HCU04AFNG	HVI74HCU04AFNG
INPUT	IC34		90M-HC109290R	90M-HC109290R	IC	TC74VHC157FT	HVITC74VHC157FT
INPUT	IC35		90M-HC900150R	90M-HC900150R	IC	KIA1117S/F33 REGULATOR	CVIKIA1117S33
INPUT	IC36		90M-HC900180R	90M-HC900180R	IC	KIA1117S25-RTK/P	CVIKIA1117S25
INPUT	IC37		90M-HC108430R	90M-HC108430R	IC	TC74HC7007AFEL	HVITC74HCT7007F
INPUT	IC38		90M-HC108910R	90M-HC108910R	IC	74VHC08	HVI74VHC08TTR
INPUT	IC39		90M-HC108930R	90M-HC108930R	IC	74LCX32	HVI74LCX32TTR
INPUT	IC40		90M-HS32CW20R	90M-HS32CW20R	UPRO	M29W400DT70N SR4002	HVIM29W400DT70N
INPUT	IC42		00MHC10172090	00MHC10172090	IC	NJM2115MD OP AMP	HVINJM2115MDTE1
INPUT	IC43		00MHC10172090	00MHC10172090	IC	NJM2115MD OP AMP	HVINJM2115MDTE1
INPUT	IC44		00MHC10102090	00MHC10102090	IC	NJM2068MD-TE1	HVINJM2068MDTE1
INPUT	IC45		00MHC10102090	00MHC10102090	IC	NJM2068MD-TE1	HVINJM2068MDTE1
INPUT	IC46		00MHC10102090	00MHC10102090	IC	NJM2068MD-TE1	HVINJM2068MDTE1
INPUT	IC47		00MHC10102090	00MHC10102090	IC	NJM2068MD-TE1	HVINJM2068MDTE1
INPUT	IC48		00MHC007505K0	00MHC007505K0	IC	TC74VHCT08FT	HVITC74VHCT08FT
INPUT	JK11		90M-YT005330R	90M-YT005330R	TERMINAL	YKC22-0836V OPT+CINCH RX	CJS9U013Z
INPUT	JK12		90M-YT005330R	90M-YT005330R	TERMINAL	YKC22-0836V OPT+CINCH RX	CJS9U013Z
INPUT	JK14		90M-YT005310R	90M-YT005310R	OPT. CONN.	TOTX177L	HJSTOTX177L
INPUT	JK31		90M-YT004050R	90M-YT004050R	TERMINAL	RCA-401 DA-16	CJJ4P052Z
INPUT	JK32		90M-YT005000R	90M-YT005000R	TERMINAL	CINCH 8P C/SUB/SBL/SBR	CJJ4P059Z
INPUT	JK34		90M-YT003230R	90M-YT003230R	TERMINAL	CINCH 4P AUDIO	CJJ4P014Y
INPUT	JK35		90M-YT002960R	90M-YT002960R	TERMINAL	CINCH 6P AUDIO	CJJ4R019Z
INPUT	JK36		90M-YT003230R	90M-YT003230R	TERMINAL	CINCH 4P AUDIO	CJJ4P014Y
INPUT	JK37		90M-YT003230R	90M-YT003230R	TERMINAL	CINCH 4P AUDIO	CJJ4P014Y
INPUT	L101		90M-FC900340R	90M-FC900340R	FERRITE CORE	HU-1H4516-600JT	HLZ9Z014Z
INPUT	L102		90M-FC900340R	90M-FC900340R	FERRITE CORE	HU-1H4516-600JT	HLZ9Z014Z
INPUT	L103		90M-FC900460R	90M-FC900460R	EMI FILTER	CHIP BEAD (EMC FILTER)	CLZ9R007Z
INPUT	L104		90M-FC900340R	90M-FC900340R	FERRITE CORE	HU-1H4516-600JT	HLZ9Z014Z
INPUT	L105		90M-FC900340R	90M-FC900340R	FERRITE CORE	HU-1H4516-600JT	HLZ9Z014Z
INPUT	L106		90M-FC900340R	90M-FC900340R	FERRITE CORE	HU-1H4516-600JT	HLZ9Z014Z
INPUT	L107		90M-FC900340R	90M-FC900340R	FERRITE CORE	HU-1H4516-600JT	HLZ9Z014Z
INPUT	L108		90M-FC900340R	90M-FC900340R	FERRITE CORE	HU-1H4516-600JT	HLZ9Z014Z
INPUT	L109		90M-FC900340R	90M-FC900340R	FERRITE CORE	HU-1H4516-600JT	HLZ9Z014Z
INPUT	L301		nsp	nsp	COIL	47UH	HLQ02C470KT
INPUT	L801		90M-FC900340R	90M-FC900340R	FERRITE CORE	HU-1H4516-600JT	HLZ9Z014Z
INPUT	Q305		00MHT805501B0	00MHT805501B0	TRS.	KTC2874B	HVTKTC2874BT
INPUT	Q306		00MHT805501B0	00MHT805501B0	TRS.	KTC2874B	HVTKTC2874BT
INPUT	Q307		00MHT805501B0	00MHT805501B0	TRS.	KTC2874B	HVTKTC2874BT
INPUT	Q308		00MHT805501B0	00MHT805501B0	TRS.	KTC2874B	HVTKTC2874BT
INPUT	Q309		00MHT805501B0	00MHT805501B0	TRS.	KTC2874B	HVTKTC2874BT
INPUT	Q310		00MHT805501B0	00MHT805501B0	TRS.	KTC2874B	HVTKTC2874BT
INPUT	Q311		00MHT805501B0	00MHT805501B0	TRS.	KTC2874B	HVTKTC2874BT
INPUT	Q312		00MHT805501B0	00MHT805501B0	TRS.	KTC2874B	HVTKTC2874BT
INPUT	Q313		00MHT805501B0	00MHT805501B0	TRS.	KTC2874B	HVTKTC2874BT
INPUT	Q314		00MHT805501B0	00MHT805501B0	TRS.	KTC2874B	HVTKTC2874BT
INPUT	Q315		00MHT805501B0	00MHT805501B0	TRS.	KTC2874B	HVTKTC2874BT
INPUT	Q316		00MHT805501B0	00MHT805501B0	TRS.	KTC2874B	HVTKTC2874BT
INPUT	Q317		00MHT805501B0	00MHT805501B0	TRS.	KTC2874B	HVTKTC2874BT
INPUT	Q318		00MHT805501B0	00MHT805501B0	TRS.	KTC2874B	HVTKTC2874BT
INPUT	Q319		00MHT805501B0	00MHT805501B0	TRS.	KTC2874B	HVTKTC2874BT
INPUT	Q320		00MHT805501B0	00MHT805501B0	TRS.	KTC2874B	HVTKTC2874BT
INPUT	Q321		90M-HX600010R	90M-HX600010R	CHIP TRS.	KRA102S	HVTKRA102S
INPUT	Q322		90M-HX600010R	90M-HX600010R	CHIP TRS.	KRA102S	HVTKRA102S
INPUT	Q323		90M-HX600010R	90M-HX600010R	CHIP TRS.	KRA102S	HVTKRA102S
INPUT	Q324		90M-HX600010R	90M-HX600010R	CHIP TRS.	KRA102S	HVTKRA102S
INPUT	Q325		90M-HX600010R	90M-HX600010R	CHIP TRS.	KRA102S	HVTKRA102S
INPUT	Q328		90M-HX600010R	90M-HX600010R	CHIP TRS.	KRA102S	HVTKRA102S
INPUT	Q329		90M-HX800010R	90M-HX800010R	CHIP TRS.	KRC102S	HVTKRC102S
INPUT	Q331		90M-HX800010R	90M-HX800010R	CHIP TRS.	KRC102S	HVTKRC102S
INPUT	Q332		90M-HX800010R	90M-HX800010R	CHIP TRS.	KRC102S	HVTKRC102S
INPUT	Q333		90M-HX800010R	90M-HX800010R	CHIP TRS.	KRC102S	HVTKRC102S
INPUT	Q334		90M-HX800010R	90M-HX800010R	CHIP TRS.	KRC102S	HVTKRC102S
INPUT	Q335		90M-HX800010R	90M-HX800010R	CHIP TRS.	KRC102S	HVTKRC102S
INPUT	Q361		90M-HC300970R	90M-HC300970R	IC	KIA78S06	CVIKIA78S06PAT
INPUT	Q362		90M-HC300980R	90M-HC300980R	IC	KIA79S06	CVIKIA79S06PAT
INPUT	Q385		90M-HX600010R	90M-HX600010R	CHIP TRS.	KRA102S	HVTKRA102S

NOTE *nsp* PART IS LISTED FOR REFERENCE ONLY, MARANTZ WILL NOT SUPPLY THESE PARTS

P.W.B. NAME	POS. NO.	VERS. COLOR	PART NO. (FOR EUR)	PART NO. (MZ)	PART NAME	DESCRIPTION	
INPUT	Q386		00MHT805501B0	00MHT805501B0	TRS.	KTC2874B	HVTKTC2874BT
INPUT	Q401		90M-HX800010R	90M-HX800010R	CHIP TRS.	KRC102S	HVTKRC102S
INPUT	Q402		90M-HT800050R	90M-HT800050R	TRS.	KTC3198Y	HVTKTC3198YT
INPUT	Q801		00MHT30001000	00MHT30001000	TRS.	KTC3199Y	HVTKTC3199YT
INPUT	Q802		90M-HX600010R	90M-HX600010R	CHIP TRS.	KRA102S	HVTKRA102S
INPUT	Q803		90M-HX600010R	90M-HX600010R	CHIP TRS.	KRA102S	HVTKRA102S
INPUT	Q804		90M-HX600010R	90M-HX600010R	CHIP TRS.	KRA102S	HVTKRA102S
INPUT	Q808	/U1B	nsp	90M-HX600010R	CHIP TRS.	KRA102S	HVTKRA102S
INPUT	Q809		90M-HX600010R	90M-HX600010R	CHIP TRS.	KRA102S	HVTKRA102S
INPUT	Q810		90M-HX800010R	90M-HX800010R	CHIP TRS.	KRC102S	HVTKRC102S
INPUT	Q811		90M-HX800100R	90M-HX800100R	CHIP TRS.	KTC3875S Y RTK	HVTKTC3875SYRTK
INPUT	R101		nsp	00MNN05100610	CHIP RES.	10 OHM 1/10W J	CRJ10DJ100T
INPUT	R103		nsp	00MNN05100610	CHIP RES.	10 OHM 1/10W J	CRJ10DJ100T
INPUT	R107		nsp	00MNN05750610	CHIP RES.	75 OHM 1/10W J	CRJ10DJ750T
INPUT	R108		nsp	00MNN05102610	CHIP RES.	1K OHM 1/10W J	CRJ10DJ102T
INPUT	R109		nsp	00MNN05104610	CHIP RES.	100K OHM 1/10W J	CRJ10DJ104T
INPUT	R110		nsp	00MNN05472610	CHIP RES.	4.7K OHM 1/10W J	CRJ10DJ472T
INPUT	R111		nsp	00MNN05750610	CHIP RES.	75 OHM 1/10W J	CRJ10DJ750T
INPUT	R112		nsp	00MNN05102610	CHIP RES.	1K OHM 1/10W J	CRJ10DJ102T
INPUT	R113		nsp	00MNN05104610	CHIP RES.	100K OHM 1/10W J	CRJ10DJ104T
INPUT	R114		nsp	00MNN05472610	CHIP RES.	4.7K OHM 1/10W J	CRJ10DJ472T
INPUT	R117		nsp	00MNN05102610	CHIP RES.	1K OHM 1/10W J	CRJ10DJ102T
INPUT	R118		nsp	00MNN05102610	CHIP RES.	1K OHM 1/10W J	CRJ10DJ102T
INPUT	R125		nsp	00MNN05100610	CHIP RES.	10 OHM 1/10W J	CRJ10DJ100T
INPUT	R126		nsp	00MNN05100610	CHIP RES.	10 OHM 1/10W J	CRJ10DJ100T
INPUT	R129		nsp	00MNN05330610	CHIP RES.	33 OHM 1/10W J	CRJ10DJ330T
INPUT	R130		nsp	00MNN05000610	CHIP RES.	0 OHM 1/10W J	CRJ10DJ0R0T
INPUT	R131		nsp	00MNN05221610	CHIP RES.	220 OHM 1/10W J	CRJ10DJ221T
INPUT	R132		nsp	00MNN05101610	CHIP RES.	100 OHM 1/10W J	CRJ10DJ101T
INPUT	R133		nsp	00MNN05101610	CHIP RES.	100 OHM 1/10W J	CRJ10DJ101T
INPUT	R134		nsp	00MNN05101610	CHIP RES.	100 OHM 1/10W J	CRJ10DJ101T
INPUT	R135		nsp	00MNN05101610	CHIP RES.	100 OHM 1/10W J	CRJ10DJ101T
INPUT	R136		nsp	00MNN05101610	CHIP RES.	100 OHM 1/10W J	CRJ10DJ101T
INPUT	R137		nsp	00MNN05101610	CHIP RES.	100 OHM 1/10W J	CRJ10DJ101T
INPUT	R138		nsp	00MNN05101610	CHIP RES.	100 OHM 1/10W J	CRJ10DJ101T
INPUT	R139		nsp	00MNN05010610	CHIP RES.	1 OHM 1/10W J	CRJ10DJ1R0T
INPUT	R140		nsp	00MNN05105610	CHIP RES.	1M OHM 1/10W J	CRJ10DJ105T
INPUT	R141		nsp	00MNN05103610	CHIP RES.	10K OHM 1/10W J	CRJ10DJ103T
INPUT	R142		nsp	00MNN05103610	CHIP RES.	10K OHM 1/10W J	CRJ10DJ103T
INPUT	R143		nsp	00MNN05103610	CHIP RES.	10K OHM 1/10W J	CRJ10DJ103T
INPUT	R144		nsp	00MNN05103610	CHIP RES.	10K OHM 1/10W J	CRJ10DJ103T
INPUT	R145		nsp	00MNN05332610	CHIP RES.	3.3K OHM 1/10W J	CRJ10DJ332T
INPUT	R146		nsp	00MNN05223610	CHIP RES.	22K OHM 1/10W J	CRJ10DJ223T
INPUT	R147		nsp	00MNN05473610	CHIP RES.	47K OHM 1/10W J	CRJ10DJ473T
INPUT	R148		nsp	00MNN05682610	CHIP RES.	6.8K OHM 1/10W J	CRJ10DJ682T
INPUT	R149		nsp	00MNN05104610	CHIP RES.	100K OHM 1/10W J	CRJ10DJ104T
INPUT	R151		nsp	00MNN05472610	CHIP RES.	4.7K OHM 1/10W J	CRJ10DJ472T
INPUT	R152		nsp	00MNN05472610	CHIP RES.	4.7K OHM 1/10W J	CRJ10DJ472T
INPUT	R153		nsp	00MNN05562610	CHIP RES.	5.6K OHM 1/10W J	CRJ10DJ562T
INPUT	R154		nsp	00MNN05472610	CHIP RES.	4.7K OHM 1/10W J	CRJ10DJ472T
INPUT	R155		nsp	00MNN05101610	CHIP RES.	100 OHM 1/10W J	CRJ10DJ101T
INPUT	R156		nsp	00MNN05101610	CHIP RES.	100 OHM 1/10W J	CRJ10DJ101T
INPUT	R157		nsp	00MNN05682610	CHIP RES.	6.8K OHM 1/10W J	CRJ10DJ682T
INPUT	R158		nsp	00MNN05104610	CHIP RES.	100K OHM 1/10W J	CRJ10DJ104T
INPUT	R160		nsp	00MNN05472610	CHIP RES.	4.7K OHM 1/10W J	CRJ10DJ472T
INPUT	R161		nsp	00MNN05472610	CHIP RES.	4.7K OHM 1/10W J	CRJ10DJ472T
INPUT	R162		nsp	00MNN05562610	CHIP RES.	5.6K OHM 1/10W J	CRJ10DJ562T
INPUT	R163		nsp	00MNN05472610	CHIP RES.	4.7K OHM 1/10W J	CRJ10DJ472T
INPUT	R164		nsp	00MNN05101610	CHIP RES.	100 OHM 1/10W J	CRJ10DJ101T
INPUT	R165		nsp	00MNN05101610	CHIP RES.	100 OHM 1/10W J	CRJ10DJ101T
INPUT	R166		nsp	00MNN05103610	CHIP RES.	10K OHM 1/10W J	CRJ10DJ103T
INPUT	R167		nsp	00MNN05123610	CHIP RES.	12K OHM 1/10W J	CRJ10DJ123T
INPUT	R169		nsp	00MNN05152610	CHIP RES.	1.5K OHM 1/10W J	CRJ10DJ152T
INPUT	R172		nsp	00MNN05270610	CHIP RES.	27 OHM 1/10W J	CRJ10DJ270T
INPUT	R174		nsp	00MNN05330610	CHIP RES.	33 OHM 1/10W J	CRJ10DJ330T
INPUT	R175		nsp	00MNN05330610	CHIP RES.	33 OHM 1/10W J	CRJ10DJ330T
INPUT	R176		nsp	00MNN05330610	CHIP RES.	33 OHM 1/10W J	CRJ10DJ330T

NOTE "nsp" PART IS LISTED FOR REFERENCE ONLY, MARANTZ WILL NOT SUPPLY THESE PARTS

P.W.B. NAME	POS. NO.	VERS. COLOR	PART NO. (FOR EUR)	PART NO. (MZ)	PART NAME	DESCRIPTION	
INPUT	R177		nsp	00MNN05330610	CHIP RES.	33 OHM 1/10W J	CRJ10DJ330T
INPUT	R178		nsp	00MNN05103610	CHIP RES.	10K OHM 1/10W J	CRJ10DJ103T
INPUT	R179		nsp	00MNN05103610	CHIP RES.	10K OHM 1/10W J	CRJ10DJ103T
INPUT	R180		nsp	00MNN05103610	CHIP RES.	10K OHM 1/10W J	CRJ10DJ103T
INPUT	R181		nsp	00MNN05103610	CHIP RES.	10K OHM 1/10W J	CRJ10DJ103T
INPUT	R182		nsp	00MNN05103610	CHIP RES.	10K OHM 1/10W J	CRJ10DJ103T
INPUT	R183		nsp	00MNN05103610	CHIP RES.	10K OHM 1/10W J	CRJ10DJ103T
INPUT	R184		nsp	00MNN05152610	CHIP RES.	1.5K OHM 1/10W J	CRJ10DJ152T
INPUT	R185		nsp	00MNN05103610	CHIP RES.	10K OHM 1/10W J	CRJ10DJ103T
INPUT	R186		nsp	00MNN05103610	CHIP RES.	10K OHM 1/10W J	CRJ10DJ103T
INPUT	R187		nsp	00MNN05103610	CHIP RES.	10K OHM 1/10W J	CRJ10DJ103T
INPUT	R188		nsp	00MNN05103610	CHIP RES.	10K OHM 1/10W J	CRJ10DJ103T
INPUT	R189		nsp	00MNN05562610	CHIP RES.	5.6K OHM 1/10W J	CRJ10DJ562T
INPUT	R190		nsp	00MNN05103610	CHIP RES.	10K OHM 1/10W J	CRJ10DJ103T
INPUT	R191		nsp	00MNN05103610	CHIP RES.	10K OHM 1/10W J	CRJ10DJ103T
INPUT	R192		nsp	00MNN05103610	CHIP RES.	10K OHM 1/10W J	CRJ10DJ103T
INPUT	R193		nsp	00MNN05332610	CHIP RES.	3.3K OHM 1/10W J	CRJ10DJ332T
INPUT	R194		nsp	00MNN05103610	CHIP RES.	10K OHM 1/10W J	CRJ10DJ103T
INPUT	R195		nsp	00MNN05562610	CHIP RES.	5.6K OHM 1/10W J	CRJ10DJ562T
INPUT	R196		nsp	00MNN05332610	CHIP RES.	3.3K OHM 1/10W J	CRJ10DJ332T
INPUT	R197		nsp	00MNN05332610	CHIP RES.	3.3K OHM 1/10W J	CRJ10DJ332T
INPUT	R198		nsp	00MNN05332610	CHIP RES.	3.3K OHM 1/10W J	CRJ10DJ332T
INPUT	R199		nsp	00MNN05103610	CHIP RES.	10K OHM 1/10W J	CRJ10DJ103T
INPUT	R200		nsp	00MNN05103610	CHIP RES.	10K OHM 1/10W J	CRJ10DJ103T
INPUT	R201		nsp	00MNN05103610	CHIP RES.	10K OHM 1/10W J	CRJ10DJ103T
INPUT	R202		nsp	00MNN05332610	CHIP RES.	3.3K OHM 1/10W J	CRJ10DJ332T
INPUT	R203		nsp	00MNN05332610	CHIP RES.	3.3K OHM 1/10W J	CRJ10DJ332T
INPUT	R204		nsp	00MNN05103610	CHIP RES.	10K OHM 1/10W J	CRJ10DJ103T
INPUT	R205		nsp	00MNN05103610	CHIP RES.	10K OHM 1/10W J	CRJ10DJ103T
INPUT	R206		nsp	00MNN05562610	CHIP RES.	5.6K OHM 1/10W J	CRJ10DJ562T
INPUT	R207		nsp	00MNN05332610	CHIP RES.	3.3K OHM 1/10W J	CRJ10DJ332T
INPUT	R208		nsp	00MNN05103610	CHIP RES.	10K OHM 1/10W J	CRJ10DJ103T
INPUT	R209		nsp	00MNN05103610	CHIP RES.	10K OHM 1/10W J	CRJ10DJ103T
INPUT	R210		nsp	00MNN05103610	CHIP RES.	10K OHM 1/10W J	CRJ10DJ103T
INPUT	R211		nsp	00MNN05103610	CHIP RES.	10K OHM 1/10W J	CRJ10DJ103T
INPUT	R212		nsp	00MNN05103610	CHIP RES.	10K OHM 1/10W J	CRJ10DJ103T
INPUT	R213		nsp	00MNN05103610	CHIP RES.	10K OHM 1/10W J	CRJ10DJ103T
INPUT	R214		nsp	00MNN05103610	CHIP RES.	10K OHM 1/10W J	CRJ10DJ103T
INPUT	R215		nsp	00MNN05103610	CHIP RES.	10K OHM 1/10W J	CRJ10DJ103T
INPUT	R216		nsp	00MNN05103610	CHIP RES.	10K OHM 1/10W J	CRJ10DJ103T
INPUT	R217		nsp	00MNN05103610	CHIP RES.	10K OHM 1/10W J	CRJ10DJ103T
INPUT	R218		nsp	00MNN05103610	CHIP RES.	10K OHM 1/10W J	CRJ10DJ103T
INPUT	R219		nsp	00MNN05332610	CHIP RES.	3.3K OHM 1/10W J	CRJ10DJ332T
INPUT	R220		nsp	00MNN05332610	CHIP RES.	3.3K OHM 1/10W J	CRJ10DJ332T
INPUT	R221		nsp	00MNN05682610	CHIP RES.	6.8K OHM 1/10W J	CRJ10DJ682T
INPUT	R222		nsp	00MNN05152610	CHIP RES.	1.5K OHM 1/10W J	CRJ10DJ152T
INPUT	R223		nsp	00MNN05152610	CHIP RES.	1.5K OHM 1/10W J	CRJ10DJ152T
INPUT	R224		nsp	00MNN05682610	CHIP RES.	6.8K OHM 1/10W J	CRJ10DJ682T
INPUT	R225		nsp	00MNN05101610	CHIP RES.	100 OHM 1/10W J	CRJ10DJ101T
INPUT	R226		nsp	00MNN05104610	CHIP RES.	100K OHM 1/10W J	CRJ10DJ104T
INPUT	R227		nsp	00MNN05000610	CHIP RES.	0 OHM 1/10W J	CRJ10DJ0R0T
INPUT	R229		nsp	00MNN05000610	CHIP RES.	0 OHM 1/10W J	CRJ10DJ0R0T
INPUT	R230		nsp	00MNN05000610	CHIP RES.	0 OHM 1/10W J	CRJ10DJ0R0T
INPUT	R231		nsp	00MNN05000610	CHIP RES.	0 OHM 1/10W J	CRJ10DJ0R0T
INPUT	R232		nsp	00MNN05000610	CHIP RES.	0 OHM 1/10W J	CRJ10DJ0R0T
INPUT	R235		nsp	00MNN05103610	CHIP RES.	10K OHM 1/10W J	CRJ10DJ103T
INPUT	R236		nsp	00MNN05103610	CHIP RES.	10K OHM 1/10W J	CRJ10DJ103T
INPUT	R237		nsp	00MNN05103610	CHIP RES.	10K OHM 1/10W J	CRJ10DJ103T
INPUT	R238		nsp	00MNN05103610	CHIP RES.	10K OHM 1/10W J	CRJ10DJ103T
INPUT	R239		nsp	00MNN05330610	CHIP RES.	33 OHM 1/10W J	CRJ10DJ330T
INPUT	R240		nsp	00MNN05103610	CHIP RES.	10K OHM 1/10W J	CRJ10DJ103T
INPUT	R241		nsp	00MNN05330610	CHIP RES.	33 OHM 1/10W J	CRJ10DJ330T
INPUT	R242		nsp	00MNN05330610	CHIP RES.	33 OHM 1/10W J	CRJ10DJ330T
INPUT	R243		nsp	00MNN05330610	CHIP RES.	33 OHM 1/10W J	CRJ10DJ330T
INPUT	R244		nsp	00MNN05000610	CHIP RES.	0 OHM 1/10W J	CRJ10DJ0R0T
INPUT	R245		nsp	00MNN05000610	CHIP RES.	0 OHM 1/10W J	CRJ10DJ0R0T
INPUT	R246		nsp	00MNN05000610	CHIP RES.	0 OHM 1/10W J	CRJ10DJ0R0T

NOTE *nsp* PART IS LISTED FOR REFERENCE ONLY, MARANTZ WILL NOT SUPPLY THESE PARTS

P.W.B. NAME	POS. NO.	VERS. COLOR	PART NO. (FOR EUR)	PART NO. (MZ)	PART NAME	DESCRIPTION	
INPUT	R327		nsp	00MNN05832610	CHIP RES.	82K OHM 1/10W J	CRJ10DJ823T
INPUT	R328		nsp	00MNN05101610	CHIP RES.	100 OHM 1/10W J	CRJ10DJ101T
INPUT	R329		nsp	00MNN05472610	CHIP RES.	4.7K OHM 1/10W J	CRJ10DJ472T
INPUT	R330		nsp	00MNN05105610	CHIP RES.	1M OHM 1/10W J	CRJ10DJ105T
INPUT	R331		nsp	00MNN05101610	CHIP RES.	100 OHM 1/10W J	CRJ10DJ101T
INPUT	R332		nsp	00MNN05832610	CHIP RES.	82K OHM 1/10W J	CRJ10DJ823T
INPUT	R333		nsp	00MNN05832610	CHIP RES.	82K OHM 1/10W J	CRJ10DJ823T
INPUT	R338		nsp	00MNN05101610	CHIP RES.	100 OHM 1/10W J	CRJ10DJ101T
INPUT	R339		nsp	00MNN05101610	CHIP RES.	100 OHM 1/10W J	CRJ10DJ101T
INPUT	R340		nsp	00MNN05832610	CHIP RES.	82K OHM 1/10W J	CRJ10DJ823T
INPUT	R341		nsp	00MNN05832610	CHIP RES.	82K OHM 1/10W J	CRJ10DJ823T
INPUT	R342		nsp	00MNN05101610	CHIP RES.	100 OHM 1/10W J	CRJ10DJ101T
INPUT	R343		nsp	00MNN05101610	CHIP RES.	100 OHM 1/10W J	CRJ10DJ101T
INPUT	R344		nsp	00MNN05832610	CHIP RES.	82K OHM 1/10W J	CRJ10DJ823T
INPUT	R345		nsp	00MNN05832610	CHIP RES.	82K OHM 1/10W J	CRJ10DJ823T
INPUT	R346		nsp	00MNN05101610	CHIP RES.	100 OHM 1/10W J	CRJ10DJ101T
INPUT	R347		nsp	00MNN05101610	CHIP RES.	100 OHM 1/10W J	CRJ10DJ101T
INPUT	R348		nsp	00MNN05832610	CHIP RES.	82K OHM 1/10W J	CRJ10DJ823T
INPUT	R349		nsp	00MNN05832610	CHIP RES.	82K OHM 1/10W J	CRJ10DJ823T
INPUT	R350		nsp	00MNN05102610	CHIP RES.	1K OHM 1/10W J	CRJ10DJ102T
INPUT	R351		nsp	00MNN05102610	CHIP RES.	1K OHM 1/10W J	CRJ10DJ102T
INPUT	R352		nsp	00MNN05124610	CHIP RES.	120K OHM	CRJ10DJ124T
INPUT	R353		nsp	00MNN05124610	CHIP RES.	120K OHM	CRJ10DJ124T
INPUT	R354		nsp	00MNN05101610	CHIP RES.	100 OHM 1/10W J	CRJ10DJ101T
INPUT	R355		nsp	00MNN05101610	CHIP RES.	100 OHM 1/10W J	CRJ10DJ101T
INPUT	R356		nsp	00MNN05832610	CHIP RES.	82K OHM 1/10W J	CRJ10DJ823T
INPUT	R357		nsp	00MNN05832610	CHIP RES.	82K OHM 1/10W J	CRJ10DJ823T
INPUT	R362		nsp	00MNN05101610	CHIP RES.	100 OHM 1/10W J	CRJ10DJ101T
INPUT	R363		nsp	00MNN05101610	CHIP RES.	100 OHM 1/10W J	CRJ10DJ101T
INPUT	R364		nsp	00MNN05832610	CHIP RES.	82K OHM 1/10W J	CRJ10DJ823T
INPUT	R365		nsp	00MNN05832610	CHIP RES.	82K OHM 1/10W J	CRJ10DJ823T
INPUT	R366		nsp	00MNN05102610	CHIP RES.	1K OHM 1/10W J	CRJ10DJ102T
INPUT	R367		nsp	00MNN05102610	CHIP RES.	1K OHM 1/10W J	CRJ10DJ102T
INPUT	R368		nsp	00MNN05124610	CHIP RES.	120K OHM	CRJ10DJ124T
INPUT	R369		nsp	00MNN05124610	CHIP RES.	120K OHM	CRJ10DJ124T
INPUT	R370		nsp	00MNN05101610	CHIP RES.	100 OHM 1/10W J	CRJ10DJ101T
INPUT	R371		nsp	00MNN05101610	CHIP RES.	100 OHM 1/10W J	CRJ10DJ101T
INPUT	R372		nsp	00MNN05832610	CHIP RES.	82K OHM 1/10W J	CRJ10DJ823T
INPUT	R373		nsp	00MNN05832610	CHIP RES.	82K OHM 1/10W J	CRJ10DJ823T
INPUT	R374		nsp	00MNN05102610	CHIP RES.	1K OHM 1/10W J	CRJ10DJ102T
INPUT	R375		nsp	00MNN05102610	CHIP RES.	1K OHM 1/10W J	CRJ10DJ102T
INPUT	R376		nsp	00MNN05124610	CHIP RES.	120K OHM	CRJ10DJ124T
INPUT	R377		nsp	00MNN05124610	CHIP RES.	120K OHM	CRJ10DJ124T
INPUT	R382		nsp	00MNN05101610	CHIP RES.	100 OHM 1/10W J	CRJ10DJ101T
INPUT	R383		nsp	00MNN05101610	CHIP RES.	100 OHM 1/10W J	CRJ10DJ101T
INPUT	R384		nsp	00MNN05832610	CHIP RES.	82K OHM 1/10W J	CRJ10DJ823T
INPUT	R385		nsp	00MNN05832610	CHIP RES.	82K OHM 1/10W J	CRJ10DJ823T
INPUT	R386		nsp	00MNN05221610	CHIP RES.	220 OHM 1/10W J	CRJ10DJ221T
INPUT	R387		nsp	00MNN05221610	CHIP RES.	220 OHM 1/10W J	CRJ10DJ221T
INPUT	R388		nsp	00MNN05472610	CHIP RES.	4.7K OHM 1/10W J	CRJ10DJ472T
INPUT	R389		nsp	00MNN05472610	CHIP RES.	4.7K OHM 1/10W J	CRJ10DJ472T
INPUT	R423		nsp	00MNN05473610	CHIP RES.	47K OHM 1/10W J	CRJ10DJ473T
INPUT	R424		nsp	00MNN05473610	CHIP RES.	47K OHM 1/10W J	CRJ10DJ473T
INPUT	R425		nsp	00MNN05472610	CHIP RES.	4.7K OHM 1/10W J	CRJ10DJ472T
INPUT	R426		nsp	00MNN05472610	CHIP RES.	4.7K OHM 1/10W J	CRJ10DJ472T
INPUT	R427		nsp	00MNN05472610	CHIP RES.	4.7K OHM 1/10W J	CRJ10DJ472T
INPUT	R428		nsp	00MNN05472610	CHIP RES.	4.7K OHM 1/10W J	CRJ10DJ472T
INPUT	R429		nsp	00MNN05473610	CHIP RES.	47K OHM 1/10W J	CRJ10DJ473T
INPUT	R430		nsp	00MNN05473610	CHIP RES.	47K OHM 1/10W J	CRJ10DJ473T
INPUT	R431		nsp	00MNN05221610	CHIP RES.	220 OHM 1/10W J	CRJ10DJ221T
INPUT	R432		nsp	00MNN05221610	CHIP RES.	220 OHM 1/10W J	CRJ10DJ221T
INPUT	R433		nsp	00MNN05221610	CHIP RES.	220 OHM 1/10W J	CRJ10DJ221T
INPUT	R434		nsp	00MNN05221610	CHIP RES.	220 OHM 1/10W J	CRJ10DJ221T
INPUT	R435		nsp	00MNN05472610	CHIP RES.	4.7K OHM 1/10W J	CRJ10DJ472T
INPUT	R436		nsp	00MNN05472610	CHIP RES.	4.7K OHM 1/10W J	CRJ10DJ472T
INPUT	R437		nsp	00MNN05330610	CHIP RES.	33 OHM 1/10W J	CRJ10DJ330T
INPUT	R438		nsp	00MNN05330610	CHIP RES.	33 OHM 1/10W J	CRJ10DJ330T

NOTE "nsp" PART IS LISTED FOR REFERENCE ONLY, MARANTZ WILL NOT SUPPLY THESE PARTS

P.W.B. NAME	POS. NO.	VERS. COLOR	PART NO. (FOR EUR)	PART NO. (MZ)	PART NAME	DESCRIPTION	
INPUT	R439		nsp	00MNN05472610	CHIP RES.	4.7K OHM 1/10W J	CRJ10DJ472T
INPUT	R440		nsp	00MNN05472610	CHIP RES.	4.7K OHM 1/10W J	CRJ10DJ472T
INPUT	R441		nsp	00MNN05105610	CHIP RES.	1M OHM 1/10W J	CRJ10DJ105T
INPUT	R442		nsp	00MNN05473610	CHIP RES.	47K OHM 1/10W J	CRJ10DJ473T
INPUT	R443		nsp	00MNN05473610	CHIP RES.	47K OHM 1/10W J	CRJ10DJ473T
INPUT	R444		nsp	00MNN05472610	CHIP RES.	4.7K OHM 1/10W J	CRJ10DJ472T
INPUT	R445		nsp	00MNN05472610	CHIP RES.	4.7K OHM 1/10W J	CRJ10DJ472T
INPUT	R446		nsp	00MNN05472610	CHIP RES.	4.7K OHM 1/10W J	CRJ10DJ472T
INPUT	R447		nsp	00MNN05472610	CHIP RES.	4.7K OHM 1/10W J	CRJ10DJ472T
INPUT	R448		nsp	00MNN05473610	CHIP RES.	47K OHM 1/10W J	CRJ10DJ473T
INPUT	R449		nsp	00MNN05473610	CHIP RES.	47K OHM 1/10W J	CRJ10DJ473T
INPUT	R450		nsp	00MNN05221610	CHIP RES.	220 OHM 1/10W J	CRJ10DJ221T
INPUT	R451		nsp	00MNN05221610	CHIP RES.	220 OHM 1/10W J	CRJ10DJ221T
INPUT	R452		nsp	00MNN05221610	CHIP RES.	220 OHM 1/10W J	CRJ10DJ221T
INPUT	R453		nsp	00MNN05221610	CHIP RES.	220 OHM 1/10W J	CRJ10DJ221T
INPUT	R454		nsp	00MNN05472610	CHIP RES.	4.7K OHM 1/10W J	CRJ10DJ472T
INPUT	R455		nsp	00MNN05472610	CHIP RES.	4.7K OHM 1/10W J	CRJ10DJ472T
INPUT	R456		nsp	00MNN05330610	CHIP RES.	33 OHM 1/10W J	CRJ10DJ330T
INPUT	R457		nsp	00MNN05330610	CHIP RES.	33 OHM 1/10W J	CRJ10DJ330T
INPUT	R458		nsp	00MNN05472610	CHIP RES.	4.7K OHM 1/10W J	CRJ10DJ472T
INPUT	R459		nsp	00MNN05472610	CHIP RES.	4.7K OHM 1/10W J	CRJ10DJ472T
INPUT	R460		nsp	00MNN05105610	CHIP RES.	1M OHM 1/10W J	CRJ10DJ105T
INPUT	R461		nsp	00MNN05473610	CHIP RES.	47K OHM 1/10W J	CRJ10DJ473T
INPUT	R462		nsp	00MNN05473610	CHIP RES.	47K OHM 1/10W J	CRJ10DJ473T
INPUT	R463		nsp	00MNN05472610	CHIP RES.	4.7K OHM 1/10W J	CRJ10DJ472T
INPUT	R464		nsp	00MNN05472610	CHIP RES.	4.7K OHM 1/10W J	CRJ10DJ472T
INPUT	R465		nsp	00MNN05333610	CHIP RES.	33K OHM 1/10W J	CRJ10DJ333T
INPUT	R466		nsp	00MNN05472610	CHIP RES.	4.7K OHM 1/10W J	CRJ10DJ472T
INPUT	R467		nsp	00MNN05473610	CHIP RES.	47K OHM 1/10W J	CRJ10DJ473T
INPUT	R468		nsp	00MNN05473610	CHIP RES.	47K OHM 1/10W J	CRJ10DJ473T
INPUT	R469		nsp	00MNN05221610	CHIP RES.	220 OHM 1/10W J	CRJ10DJ221T
INPUT	R470		nsp	00MNN05221610	CHIP RES.	220 OHM 1/10W J	CRJ10DJ221T
INPUT	R471		nsp	00MNN05221610	CHIP RES.	220 OHM 1/10W J	CRJ10DJ221T
INPUT	R472		nsp	00MNN05221610	CHIP RES.	220 OHM 1/10W J	CRJ10DJ221T
INPUT	R473		nsp	00MNN05472610	CHIP RES.	4.7K OHM 1/10W J	CRJ10DJ472T
INPUT	R474		nsp	00MNN05472610	CHIP RES.	4.7K OHM 1/10W J	CRJ10DJ472T
INPUT	R475		nsp	00MNN05330610	CHIP RES.	33 OHM 1/10W J	CRJ10DJ330T
INPUT	R476		nsp	00MNN05330610	CHIP RES.	33 OHM 1/10W J	CRJ10DJ330T
INPUT	R477		nsp	00MNN05472610	CHIP RES.	4.7K OHM 1/10W J	CRJ10DJ472T
INPUT	R478		nsp	00MNN05472610	CHIP RES.	4.7K OHM 1/10W J	CRJ10DJ472T
INPUT	R479		nsp	00MNN05105610	CHIP RES.	1M OHM 1/10W J	CRJ10DJ105T
INPUT	R480		nsp	00MNN05105610	CHIP RES.	1M OHM 1/10W J	CRJ10DJ105T
INPUT	R481		nsp	00MNN05473610	CHIP RES.	47K OHM 1/10W J	CRJ10DJ473T
INPUT	R482		nsp	00MNN05473610	CHIP RES.	47K OHM 1/10W J	CRJ10DJ473T
INPUT	R483		nsp	00MNN05472610	CHIP RES.	4.7K OHM 1/10W J	CRJ10DJ472T
INPUT	R484		nsp	00MNN05472610	CHIP RES.	4.7K OHM 1/10W J	CRJ10DJ472T
INPUT	R485		nsp	00MNN05472610	CHIP RES.	4.7K OHM 1/10W J	CRJ10DJ472T
INPUT	R486		nsp	00MNN05472610	CHIP RES.	4.7K OHM 1/10W J	CRJ10DJ472T
INPUT	R487		nsp	00MNN05473610	CHIP RES.	47K OHM 1/10W J	CRJ10DJ473T
INPUT	R488		nsp	00MNN05473610	CHIP RES.	47K OHM 1/10W J	CRJ10DJ473T
INPUT	R489		nsp	00MNN05221610	CHIP RES.	220 OHM 1/10W J	CRJ10DJ221T
INPUT	R490		nsp	00MNN05221610	CHIP RES.	220 OHM 1/10W J	CRJ10DJ221T
INPUT	R491		nsp	00MNN05221610	CHIP RES.	220 OHM 1/10W J	CRJ10DJ221T
INPUT	R492		nsp	00MNN05221610	CHIP RES.	220 OHM 1/10W J	CRJ10DJ221T
INPUT	R493		nsp	00MNN05472610	CHIP RES.	4.7K OHM 1/10W J	CRJ10DJ472T
INPUT	R494		nsp	00MNN05472610	CHIP RES.	4.7K OHM 1/10W J	CRJ10DJ472T
INPUT	R495		nsp	00MNN05330610	CHIP RES.	33 OHM 1/10W J	CRJ10DJ330T
INPUT	R496		nsp	00MNN05330610	CHIP RES.	33 OHM 1/10W J	CRJ10DJ330T
INPUT	R497		nsp	00MNN05472610	CHIP RES.	4.7K OHM 1/10W J	CRJ10DJ472T
INPUT	R498		nsp	00MNN05472610	CHIP RES.	4.7K OHM 1/10W J	CRJ10DJ472T
INPUT	R499		nsp	00MNN05105610	CHIP RES.	1M OHM 1/10W J	CRJ10DJ105T
INPUT	R501		nsp	00MNN05000610	CHIP RES.	0 OHM 1/10W J	CRJ10DJ0R0T
INPUT	R502		nsp	00MNN05000610	CHIP RES.	0 OHM 1/10W J	CRJ10DJ0R0T
INPUT	R503		nsp	00MNN05101610	CHIP RES.	100 OHM 1/10W J	CRJ10DJ101T
INPUT	R524		nsp	00MNN05103610	CHIP RES.	10K OHM 1/10W J	CRJ10DJ103T
INPUT	R525		nsp	00MNN05103610	CHIP RES.	10K OHM 1/10W J	CRJ10DJ103T
INPUT	R526		nsp	00MNN05103610	CHIP RES.	10K OHM 1/10W J	CRJ10DJ103T

NOTE "nsp" PART IS LISTED FOR REFERENCE ONLY, MARANTZ WILL NOT SUPPLY THESE PARTS

P.W.B. NAME	POS. NO.	VERS. COLOR	PART NO. (FOR EUR)	PART NO. (MZ)	PART NAME	DESCRIPTION	
INPUT	R527		nsp	00MNN05103610	CHIP RES.	10K OHM 1/10W J	CRJ10DJ103T
INPUT	R528		nsp	00MNN05103610	CHIP RES.	10K OHM 1/10W J	CRJ10DJ103T
INPUT	R529		nsp	00MNN05103610	CHIP RES.	10K OHM 1/10W J	CRJ10DJ103T
INPUT	R530		nsp	00MNN05103610	CHIP RES.	10K OHM 1/10W J	CRJ10DJ103T
INPUT	R531		nsp	00MNN05332610	CHIP RES.	3.3K OHM 1/10W J	CRJ10DJ332T
INPUT	R532		nsp	00MNN05473610	CHIP RES.	47K OHM 1/10W J	CRJ10DJ473T
INPUT	R533		nsp	00MNN05330610	CHIP RES.	33 OHM 1/10W J	CRJ10DJ330T
INPUT	R535		nsp	00MNN05000610	CHIP RES.	0 OHM 1/10W J	CRJ10DJ0R0T
INPUT	R536		nsp	00MNN05102610	CHIP RES.	1K OHM 1/10W J	CRJ10DJ102T
INPUT	R537		nsp	00MNN05330610	CHIP RES.	33 OHM 1/10W J	CRJ10DJ330T
INPUT	R538		nsp	00MNN05223610	CHIP RES.	22K OHM 1/10W J	CRJ10DJ223T
INPUT	R539		nsp	00MNN05103610	CHIP RES.	10K OHM 1/10W J	CRJ10DJ103T
INPUT	R540		nsp	00MNN05330610	CHIP RES.	33 OHM 1/10W J	CRJ10DJ330T
INPUT	R541		nsp	00MNN05330610	CHIP RES.	33 OHM 1/10W J	CRJ10DJ330T
INPUT	R550		nsp	00MNN05101610	CHIP RES.	100 OHM 1/10W J	CRJ10DJ101T
INPUT	R551		nsp	00MNN05102610	CHIP RES.	1K OHM 1/10W J	CRJ10DJ102T
INPUT	R553		nsp	00MNN05832610	CHIP RES.	82K OHM 1/10W J	CRJ10DJ823T
INPUT	R554		nsp	00MNN05832610	CHIP RES.	82K OHM 1/10W J	CRJ10DJ823T
INPUT	R557		nsp	00MNN05330610	CHIP RES.	33 OHM 1/10W J	CRJ10DJ330T
INPUT	R558		nsp	00MNN05000610	CHIP RES.	0 OHM 1/10W J	CRJ10DJ0R0T
INPUT	R802		nsp	00MNN05473610	CHIP RES.	47K OHM 1/10W J	CRJ10DJ473T
INPUT	R803		nsp	00MNN05473610	CHIP RES.	47K OHM 1/10W J	CRJ10DJ473T
INPUT	R804		nsp	00MNN05473610	CHIP RES.	47K OHM 1/10W J	CRJ10DJ473T
INPUT	R805		nsp	00MNN05472610	CHIP RES.	4.7K OHM 1/10W J	CRJ10DJ472T
INPUT	R806		nsp	00MNN05472610	CHIP RES.	4.7K OHM 1/10W J	CRJ10DJ472T
INPUT	R807		nsp	00MNN05472610	CHIP RES.	4.7K OHM 1/10W J	CRJ10DJ472T
INPUT	R808		nsp	00MNN05473610	CHIP RES.	47K OHM 1/10W J	CRJ10DJ473T
INPUT	R809		nsp	00MNN05473610	CHIP RES.	47K OHM 1/10W J	CRJ10DJ473T
INPUT	R810		nsp	00MNN05010610	CHIP RES.	1 OHM 1/10W J	CRJ10DJ1R0T
INPUT	R814		nsp	00MNN05473610	CHIP RES.	47K OHM 1/10W J	CRJ10DJ473T
INPUT	R816		nsp	00MNN05223610	CHIP RES.	22K OHM 1/10W J	CRJ10DJ223T
INPUT	R820		nsp	00MNN05473610	CHIP RES.	47K OHM 1/10W J	CRJ10DJ473T
INPUT	R821		nsp	00MNN05473610	CHIP RES.	47K OHM 1/10W J	CRJ10DJ473T
INPUT	R822		nsp	00MNN05103610	CHIP RES.	10K OHM 1/10W J	CRJ10DJ103T
INPUT	R823		nsp	00MNN05103610	CHIP RES.	10K OHM 1/10W J	CRJ10DJ103T
INPUT	R825		nsp	00MNN05473610	CHIP RES.	47K OHM 1/10W J	CRJ10DJ473T
INPUT	R826		nsp	00MNN05473610	CHIP RES.	47K OHM 1/10W J	CRJ10DJ473T
INPUT	R827		nsp	00MNN05473610	CHIP RES.	47K OHM 1/10W J	CRJ10DJ473T
INPUT	R828		nsp	00MNN05473610	CHIP RES.	47K OHM 1/10W J	CRJ10DJ473T
INPUT	R829		nsp	00MNN05473610	CHIP RES.	47K OHM 1/10W J	CRJ10DJ473T
INPUT	R830		nsp	00MNN05473610	CHIP RES.	47K OHM 1/10W J	CRJ10DJ473T
INPUT	R831		nsp	00MNN05473610	CHIP RES.	47K OHM 1/10W J	CRJ10DJ473T
INPUT	R832		nsp	00MNN05223610	CHIP RES.	22K OHM 1/10W J	CRJ10DJ223T
INPUT	R833		nsp	00MNN05223610	CHIP RES.	22K OHM 1/10W J	CRJ10DJ223T
INPUT	R834		nsp	00MNN05683610	CHIP RES.	68K OHM 1/10W J	CRJ10DJ683T
INPUT	R835		nsp	00MNN05222610	CHIP RES.	2.2K OHM 1/10W J	CRJ10DJ222T
INPUT	R836	/L1G	nsp	00MNN05473610	CHIP RES.	47K OHM 1/10W J	CRJ10DJ473T
INPUT	R836	/N1B	nsp	00MNN05832610	CHIP RES.	82K OHM 1/10W J	CRJ10DJ823T
INPUT	R836	/N1G	nsp	00MNN05832610	CHIP RES.	82K OHM 1/10W J	CRJ10DJ823T
INPUT	R836	/N1S	nsp	00MNN05832610	CHIP RES.	82K OHM 1/10W J	CRJ10DJ823T
INPUT	R837	/L1G	nsp	00MNN05473610	CHIP RES.	47K OHM 1/10W J	CRJ10DJ473T
INPUT	R837	/N1B	nsp	00MNN05223610	CHIP RES.	22K OHM 1/10W J	CRJ10DJ223T
INPUT	R837	/N1G	nsp	00MNN05223610	CHIP RES.	22K OHM 1/10W J	CRJ10DJ223T
INPUT	R837	/N1S	nsp	00MNN05223610	CHIP RES.	22K OHM 1/10W J	CRJ10DJ223T
INPUT	R837	/U1B	nsp	00MNN05000610	CHIP RES.	0 OHM 1/10W J	CRJ10DJ0R0T
INPUT	R838		nsp	00MNN05473610	CHIP RES.	47K OHM 1/10W J	CRJ10DJ473T
INPUT	R839		nsp	00MNN05473610	CHIP RES.	47K OHM 1/10W J	CRJ10DJ473T
INPUT	R840		nsp	00MNN05473610	CHIP RES.	47K OHM 1/10W J	CRJ10DJ473T
INPUT	R841		nsp	00MNN05473610	CHIP RES.	47K OHM 1/10W J	CRJ10DJ473T
INPUT	R842		nsp	00MNN05473610	CHIP RES.	47K OHM 1/10W J	CRJ10DJ473T
INPUT	R843		nsp	00MNN05473610	CHIP RES.	47K OHM 1/10W J	CRJ10DJ473T
INPUT	R844		nsp	00MNN05473610	CHIP RES.	47K OHM 1/10W J	CRJ10DJ473T
INPUT	R845		nsp	00MNN05102610	CHIP RES.	1K OHM 1/10W J	CRJ10DJ102T
INPUT	R846		nsp	00MNN05473610	CHIP RES.	47K OHM 1/10W J	CRJ10DJ473T
INPUT	R847		nsp	00MNN05102610	CHIP RES.	1K OHM 1/10W J	CRJ10DJ102T
INPUT	R848		nsp	00MNN05101610	CHIP RES.	100 OHM 1/10W J	CRJ10DJ101T
INPUT	R849		nsp	00MNN05103610	CHIP RES.	10K OHM 1/10W J	CRJ10DJ103T

NOTE "nsp" PART IS LISTED FOR REFERENCE ONLY, MARANTZ WILL NOT SUPPLY THESE PARTS

P.W.B. NAME	POS. NO.	VERS. COLOR	PART NO. (FOR EUR)	PART NO. (MZ)	PART NAME	DESCRIPTION	
INPUT	R850		nsp	00MNN05473610	CHIP RES.	47K OHM 1/10W J	CRJ10DJ473T
INPUT	R851		nsp	00MNN05473610	CHIP RES.	47K OHM 1/10W J	CRJ10DJ473T
INPUT	R852		nsp	00MNN05183610	CHIP RES.	18K OHM 1/10W J	CRJ10DJ183T
INPUT	R854	/U1B	nsp	00MNN05101610	CHIP RES.	100 OHM 1/10W J	CRJ10DJ101T
INPUT	R855		nsp	00MNN05473610	CHIP RES.	47K OHM 1/10W J	CRJ10DJ473T
INPUT	R871		nsp	nsp	RES.	10 OHM 1/4W J	CRD25TJ100T
INPUT	R876		nsp	00MNN05473610	CHIP RES.	47K OHM 1/10W J	CRJ10DJ473T
INPUT	R878		nsp	00MNN05473610	CHIP RES.	47K OHM 1/10W J	CRJ10DJ473T
INPUT	R879		nsp	00MNN05183610	CHIP RES.	18K OHM 1/10W J	CRJ10DJ183T
INPUT	R880		nsp	00MNN05473610	CHIP RES.	47K OHM 1/10W J	CRJ10DJ473T
INPUT	R881		nsp	00MNN05223610	CHIP RES.	22K OHM 1/10W J	CRJ10DJ223T
INPUT	X101		90M-JX001180R	90M-JX001180R	X'TAL	12288MHZ	HOX12288E320TF
INPUT	X801		90M-JX001190R	90M-JX001190R	X'TAL	20MHZ	HOX20000E220TF
IR FLASHER PWB (CUP11994Z-11)							
IR FLASH	BK86		nsp	nsp	BRACKET	BRACKET FOR PWB	CMD1A569
IR FLASH	BN54		nsp	nsp	CORD	WIRE ASSY	CWB2B905250EN
IR FLASH	C950		nsp	nsp	CER. CAP.	0.01UF 50V Z	HCBS1H103ZFT
IR FLASH	C951		nsp	nsp	CER. CAP.	0.01UF 50V Z	HCBS1H103ZFT
IR FLASH	C952		nsp	nsp	CER. CAP.	33PF 50V J	HCBS1H330JT
IR FLASH	C953	/U1B	nsp	nsp	CER. CAP.	0.1UF 50V Z	HCBS1H104ZFT
IR FLASH	C954	/U1B	nsp	00MOA47602520	ELECT CAP.	47UF 25V	CCEA1EH470T
IR FLASH	C955		nsp	nsp	CER. CAP.	0.1UF 50V Z	HCBS1H104ZFT
IR FLASH	D805	/U1B	nsp	90M-HI200020R	L.E.D.	SIR-34ST3F	BVDSIR34ST3F
IR FLASH	D806	/U1B	nsp	00MHD20015210	DIODE	1SS133T-77	CVD1SS133MT
IR FLASH	D807		nsp	00MHD20015210	DIODE	1SS133T-77	CVD1SS133MT
IR FLASH	D808		nsp	00MHD20015210	DIODE	1SS133T-77	CVD1SS133MT
IR FLASH	IC16	/U1B	nsp	90M-HW100690R	PHOTO UNIT	RPM674CBR-S	CRVRPM6936
IR FLASH	J956		nsp	nsp	CORD	SN95/PB5, 0.6	C3A206
IR FLASH	J957		nsp	nsp	CORD	SN95/PB5, 0.6	C3A206
IR FLASH	J958		nsp	nsp	CORD	SN95/PB5, 0.6	C3A206
IR FLASH	J959		nsp	nsp	CORD	SN95/PB5, 0.6	C3A206
IR FLASH	JK87		90M-YT003120R	90M-YT003120R	TERMINAL	CINCH 2P (GOLD) REMOTE	CJJ4N036Z
IR FLASH	JK89	/U1B	nsp	90M-YT004860R	TERMINAL	3.5MM JACK STEREO	CJJ2D008Z
IR FLASH	R971	/U1B	nsp	nsp	RES.	200 OHM 1/5 W	CRD20TJ201T
IR FLASH	R972	/U1B	nsp	nsp	RES.	100 OHM 1/5W J	CRD20TJ101T
IR FLASH	R973	/U1B	nsp	nsp	RES.	200 OHM 1/5 W	CRD20TJ201T
IR FLASH	R974		nsp	nsp	RES.	47 OHM 1/5W J	CRD20TJ470T
MAIN PWB (CUP11999Z)							
MAIN	BN20		nsp	nsp	CORD	WIRE ASSY	CWB3FB03280UP
MAIN	BN22		nsp	nsp	CORD	WIRE ASSY	CWZSR4001BN22
MAIN	BN81		nsp	nsp	CORD	WIRE ASSY	CWB1C902050EN
MAIN	BN87		nsp	nsp	CORD	WIRE ASSY	CWZSR4001BN87
MAIN	BN90	/L1G	nsp	nsp	CORD	WIRE ASSY	CWB4F232550PU
MAIN	BN90	/N1B	nsp	nsp	CORD	WIRE ASSY	CWB4F232550PU
MAIN	BN90	/N1G	nsp	nsp	CORD	WIRE ASSY	CWB4F232550PU
MAIN	BN90	/N1S	nsp	nsp	CORD	WIRE ASSY	CWB4F232550PU
MAIN	BN93		nsp	nsp	CORD	WIRE ASSY	CWB1C903250EN
MAIN	C501		nsp	00MOA10605020	ELECT CAP.	10UF 50V	CCEA1HH100T
MAIN	C502		nsp	00MOA10605020	ELECT CAP.	10UF 50V	CCEA1HH100T
MAIN	C503		nsp	00MOA10605020	ELECT CAP.	10UF 50V	CCEA1HH100T
MAIN	C504		nsp	00MOA10605020	ELECT CAP.	10UF 50V	CCEA1HH100T
MAIN	C505		nsp	00MOA10605020	ELECT CAP.	10UF 50V	CCEA1HH100T
MAIN	C506		nsp	nsp	CER. CAP.	330PF 50V KB	CCKT1H331KB
MAIN	C507		nsp	nsp	CER. CAP.	330PF 50V KB	CCKT1H331KB
MAIN	C508		nsp	nsp	CER. CAP.	330PF 50V KB	CCKT1H331KB
MAIN	C509		nsp	nsp	CER. CAP.	330PF 50V KB	CCKT1H331KB
MAIN	C510		nsp	nsp	CER. CAP.	330PF 50V KB	CCKT1H331KB
MAIN	C561		nsp	00MOA47602520	ELECT CAP.	47UF 25V	CCEA1EH470T
MAIN	C562		nsp	00MOA47602520	ELECT CAP.	47UF 25V	CCEA1EH470T
MAIN	C563		nsp	00MOA47602520	ELECT CAP.	47UF 25V	CCEA1EH470T
MAIN	C564		nsp	00MOA47602520	ELECT CAP.	47UF 25V	CCEA1EH470T
MAIN	C565		nsp	00MOA47602520	ELECT CAP.	47UF 25V	CCEA1EH470T
MAIN	C566		nsp	00MOA10701620	ELECT CAP.	100UF 16V	CCEA1CH101T
MAIN	C569		nsp	00MOA10701620	ELECT CAP.	100UF 16V	CCEA1CH101T
MAIN	C570		nsp	00MOA10701620	ELECT CAP.	100UF 16V	CCEA1CH101T
MAIN	C571		nsp	nsp	CER. CAP.	100PF 50V KB	CCKT1H101KB
MAIN	C572		nsp	nsp	CER. CAP.	100PF 50V KB	CCKT1H101KB

NOTE "nsp" PART IS LISTED FOR REFERENCE ONLY, MARANTZ WILL NOT SUPPLY THESE PARTS

P.W.B. NAME	POS. NO.	VERS. COLOR	PART NO. (FOR EUR)	PART NO. (MZ)	PART NAME	DESCRIPTION	
MAIN	C573		nsp	nsp	CER. CAP.	100PF 50V KB	CCKT1H101KB
MAIN	C574		nsp	nsp	CER. CAP.	100PF 50V KB	CCKT1H101KB
MAIN	C575		nsp	nsp	CER. CAP.	100PF 50V KB	CCKT1H101KB
MAIN	C580		nsp	nsp	CER. CAP.	220PF 50V KB	CCKT1H221KB
MAIN	C581		nsp	nsp	CER. CAP.	220PF 50V KB	CCKT1H221KB
MAIN	C582		nsp	nsp	CER. CAP.	220PF 50V KB	CCKT1H221KB
MAIN	C583		nsp	nsp	CER. CAP.	220PF 50V KB	CCKT1H221KB
MAIN	C584		nsp	nsp	CER. CAP.	220PF 50V KB	CCKT1H221KB
MAIN	C585		nsp	nsp	CER. CAP.	220PF 50V KB	CCKT1H221KB
MAIN	C586		nsp	nsp	CER. CAP.	220PF 50V KB	CCKT1H221KB
MAIN	C587		nsp	nsp	CER. CAP.	220PF 50V KB	CCKT1H221KB
MAIN	C601		nsp	nsp	CER. CAP.	12PF 50V JC	CCCT1H120JC
MAIN	C602		nsp	nsp	CER. CAP.	12PF 50V JC	CCCT1H120JC
MAIN	C603		nsp	nsp	CER. CAP.	12PF 50V JC	CCCT1H120JC
MAIN	C604		nsp	nsp	CER. CAP.	12PF 50V JC	CCCT1H120JC
MAIN	C605		nsp	nsp	CER. CAP.	12PF 50V JC	CCCT1H120JC
MAIN	C606		nsp	nsp	CER. CAP.	33PF 50V JC	CCCT1H330JC
MAIN	C607		nsp	nsp	CER. CAP.	33PF 50V JC	CCCT1H330JC
MAIN	C608		nsp	nsp	CER. CAP.	33PF 50V JC	CCCT1H330JC
MAIN	C609		nsp	nsp	CER. CAP.	33PF 50V JC	CCCT1H330JC
MAIN	C610		nsp	nsp	CER. CAP.	33PF 50V JC	CCCT1H330JC
MAIN	C631		nsp	00MOA10706320	ELECT CAP.	100UF 63V	CCEA1JH101E
MAIN	C632		nsp	00MOA10706320	ELECT CAP.	100UF 63V	CCEA1JH101E
MAIN	C633		nsp	00MOA10706320	ELECT CAP.	100UF 63V	CCEA1JH101E
MAIN	C634		nsp	00MOA10706320	ELECT CAP.	100UF 63V	CCEA1JH101E
MAIN	C635		nsp	00MOA10706320	ELECT CAP.	100UF 63V	CCEA1JH101E
MAIN	C636		nsp	00MOA10706320	ELECT CAP.	100UF 63V	CCEA1JH101E
MAIN	C637		nsp	00MOA10706320	ELECT CAP.	100UF 63V	CCEA1JH101E
MAIN	C638		nsp	00MOA10706320	ELECT CAP.	100UF 63V	CCEA1JH101E
MAIN	C639		nsp	00MOA10706320	ELECT CAP.	100UF 63V	CCEA1JH101E
MAIN	C640		nsp	00MOA10706320	ELECT CAP.	100UF 63V	CCEA1JH101E
MAIN	C681		nsp	00MOA10505020	ELECT CAP.	1UF 50V	CCEA1HH1R0T
MAIN	C682		nsp	00MOA10505020	ELECT CAP.	1UF 50V	CCEA1HH1R0T
MAIN	C683		nsp	00MOA10505020	ELECT CAP.	1UF 50V	CCEA1HH1R0T
MAIN	C684		nsp	00MOA10505020	ELECT CAP.	1UF 50V	CCEA1HH1R0T
MAIN	C685		nsp	00MOA10505020	ELECT CAP.	1UF 50V	CCEA1HH1R0T
MAIN	C801		nsp	00MOA10505020	ELECT CAP.	1UF 50V	CCEA1HH1R0T
MAIN	C802		nsp	00MOA10505020	ELECT CAP.	1UF 50V	CCEA1HH1R0T
MAIN	C803		nsp	nsp	CER. CAP.	33PF 50V JC	CCCT1H330JC
MAIN	C804		nsp	nsp	CER. CAP.	33PF 50V JC	CCCT1H330JC
MAIN	C805		nsp	nsp	CER. CAP.	12PF 50V JC	CCCT1H120JC
MAIN	C806		nsp	nsp	CER. CAP.	12PF 50V JC	CCCT1H120JC
MAIN	C807		nsp	00MOA10706320	ELECT CAP.	100UF 63V	CCEA1JH101E
MAIN	C808		nsp	00MOA10706320	ELECT CAP.	100UF 63V	CCEA1JH101E
MAIN	C809		nsp	00MOA10706320	ELECT CAP.	100UF 63V	CCEA1JH101E
MAIN	C810		nsp	00MOA10706320	ELECT CAP.	100UF 63V	CCEA1JH101E
MAIN	C811		nsp	00MOA47602520	ELECT CAP.	47UF 25V	CCEA1EH470T
MAIN	C812		nsp	00MOA47602520	ELECT CAP.	47UF 25V	CCEA1EH470T
MAIN	C813		nsp	00MOA10701620	ELECT CAP.	100UF 16V	CCEA1CH101T
MAIN	C814		nsp	00MOA10701620	ELECT CAP.	100UF 16V	CCEA1CH101T
MAIN	C815		nsp	nsp	CER. CAP.	330PF 50V KB	CCKT1H331KB
MAIN	C816		nsp	nsp	CER. CAP.	330PF 50V KB	CCKT1H331KB
MAIN	C817		nsp	00MOA10605020	ELECT CAP.	10UF 50V	CCEA1HH100T
MAIN	C818		nsp	00MOA10605020	ELECT CAP.	10UF 50V	CCEA1HH100T
MAIN	C819		nsp	nsp	CER. CAP.	100PF 50V KB	CCKT1H101KB
MAIN	C820		nsp	nsp	CER. CAP.	100PF 50V KB	CCKT1H101KB
MAIN	C900		nsp	nsp	FILM CAP.	0.047UF 100V J	HCQI1H473JZT
MAIN	C901		nsp	nsp	FILM CAP.	0.047UF 100V J	HCQI1H473JZT
MAIN	C902		nsp	nsp	CER. CAP.	1000PF 50V B	HCBS1H102KBT
MAIN	C903		nsp	nsp	CER. CAP.	0.1UF 50V Z	HCBS1H104ZFT
MAIN	▲ C904		90M-DK100770R	90M-DK100770R	CER. CAP.	! 0.0047UF 2.5KV	KCKDKS472ME
MAIN	C905		nsp	nsp	CER. CAP.	0.022UF 50V Z	CCFT1H223ZF
MAIN	C906		90M-EA000930R	90M-EA000930R	ELECT CAP.	3300UF 16V	CCEA1CH332E
MAIN	C907		nsp	00MOA10701620	ELECT CAP.	100UF 16V	CCEA1CH101T
MAIN	C908		nsp	nsp	CER. CAP.	0.022UF 50V Z	HCBS1H223ZFT
MAIN	C909		nsp	nsp	CER. CAP.	1000PF 50V B	HCBS1H102KBT
MAIN	C910		nsp	nsp	FILM CAP.	0.047UF 100V J	HCQI1H473JZT

NOTE *nsp* PART IS LISTED FOR REFERENCE ONLY, MARANTZ WILL NOT SUPPLY THESE PARTS

P.W.B. NAME	POS. NO.	VERS. COLOR	PART NO. (FOR EUR)	PART NO. (MZ)	PART NAME	DESCRIPTION	
MAIN	C912		nsp	nsp	CER. CAP.	1000PF 50V B	HCBS1H102KBT
MAIN	C915		nsp	90M-OA000650R	ELECT CAP.	8200UF/63V (30X50)	CCET63VKL5822NK
MAIN	C916		nsp	90M-OA000650R	ELECT CAP.	8200UF/63V (30X50)	CCET63VKL5822NK
MAIN	C917		nsp	nsp	FILM CAP.	0.047UF 100V J	HCQ11H473JZT
MAIN	C920		nsp	nsp	CER. CAP.	0.043UF 50V Z	CCFT1H473ZF
MAIN	C921		nsp	nsp	CER. CAP.	1000PF 50V B	HCBS1H102KBT
MAIN	C922		nsp	00MOA47605020	ELECT CAP.	47UF 50V	CCEA1HH470T
MAIN	C949		nsp	00MOA47505020	ELECT CAP.	4.7UF 50V	CCEA1HH4R7T
MAIN	C950		nsp	nsp	CER. CAP.	0.1UF 50V Z	HCBS1H104ZFT
MAIN	C951		nsp	00MOA10702520	ELECT CAP.	100UF 25V	CCEA1EH101T
MAIN	C954		nsp	nsp	CER. CAP.	1000PF 50V B	HCBS1H102KBT
MAIN	C955		nsp	nsp	CER. CAP.	1000PF 50V B	HCBS1H102KBT
MAIN	C969		nsp	nsp	CER. CAP.	0.01UF 50V Z	HCBS1H103ZFT
MAIN	C970		nsp	00MOA47605020	ELECT CAP.	47UF 50V	CCEA1HH470T
MAIN	C971		nsp	nsp	FILM CAP.	5600PF 100V J	HCQ11H562JZT
MAIN	C972		nsp	nsp	FILM CAP.	5600PF 100V J	HCQ11H562JZT
MAIN	C973		nsp	nsp	FILM CAP.	5600PF 100V J	HCQ11H562JZT
MAIN	C974		nsp	nsp	FILM CAP.	5600PF 100V J	HCQ11H562JZT
MAIN	C975		nsp	nsp	FILM CAP.	5600PF 100V J	HCQ11H562JZT
MAIN	C976		nsp	00MOA47505020	ELECT CAP.	4.7UF 50V	CCEA1HH4R7T
MAIN	C977		nsp	00MOA47405020	ELECT CAP.	0.47UF 50V	CCEA1HHR47T
MAIN	C978		nsp	nsp	CER. CAP.	0.1UF 50V Z	HCBS1H104ZFT
MAIN	C980		nsp	nsp	FILM CAP.	5600PF 100V J	HCQ11H562JZT
MAIN	C981		nsp	nsp	FILM CAP.	5600PF 100V J	HCQ11H562JZT
MAIN	C990		nsp	nsp	FILM CAP.	0.047UF 100V J	HCQ11H473JZT
MAIN	C992		nsp	nsp	FILM CAP.	0.047UF 100V J	HCQ11H473JZT
MAIN	C993		nsp	nsp	FILM CAP.	0.047UF 100V J	HCQ11H473JZT
MAIN	C994		nsp	nsp	FILM CAP.	0.047UF 100V J	HCQ11H473JZT
MAIN	C995		nsp	nsp	FILM CAP.	0.047UF 100V J	HCQ11H473JZT
MAIN	C996		nsp	nsp	FILM CAP.	0.047UF 100V J	HCQ11H473JZT
MAIN	C997		nsp	nsp	FILM CAP.	0.047UF 100V J	HCQ11H473JZT
MAIN	C999		nsp	nsp	CER. CAP.	0.022UF 50V Z	CCFT1H223ZF
MAIN	CN27		nsp	nsp	CONN.	21P WAFER FPC	CJP21GA115ZY
MAIN	CN61		nsp	nsp	CONN.	STRAIGHT, 2PIN	CJP02GA01ZY
MAIN	CN62		nsp	nsp	CONN.	STRAIGHT, 2PIN	CJP02GA01ZY
MAIN	CN63		nsp	nsp	CONN.	STRAIGHT, 2PIN	CJP02GA01ZY
MAIN	CN64		nsp	nsp	CONN.	STRAIGHT, 2PIN	CJP02GA01ZY
MAIN	CN65		nsp	nsp	CONN.	STRAIGHT, 2PIN	CJP02GA01ZY
MAIN	CN66		nsp	nsp	CONN.	STRAIGHT, 2PIN	CJP02GA01ZY
MAIN	CN67		nsp	nsp	CONN.	STRAIGHT, 2PIN	CJP02GA01ZY
MAIN	CN80		nsp	nsp	CONN.	17P WAFER CARD CABLE	CJP17GA117ZY
MAIN	CN91		nsp	nsp	CONN.	7.92MM(YUNHO)	CJP02KA060ZY
MAIN	CN92		nsp	nsp	CONN.	2P WAFER	CJP02GA89ZY
MAIN	D501		nsp	00MHD20015210	DIODE	1SS133T-77	CVD1SS133MT
MAIN	D504		nsp	00MHD20015210	DIODE	1SS133T-77	CVD1SS133MT
MAIN	D505		nsp	00MHD20015210	DIODE	1SS133T-77	CVD1SS133MT
MAIN	D581		nsp	00MHD20015210	DIODE	1SS133T-77	CVD1SS133MT
MAIN	D582		nsp	00MHD20015210	DIODE	1SS133T-77	CVD1SS133MT
MAIN	D583		nsp	00MHD20015210	DIODE	1SS133T-77	CVD1SS133MT
MAIN	D584		nsp	00MHD20015210	DIODE	1SS133T-77	CVD1SS133MT
MAIN	D585		nsp	00MHD20015210	DIODE	1SS133T-77	CVD1SS133MT
MAIN	D586		nsp	00MHD20015210	DIODE	1SS133T-77	CVD1SS133MT
MAIN	D587		nsp	00MHD20015210	DIODE	1SS133T-77	CVD1SS133MT
MAIN	D588		nsp	00MHD20015210	DIODE	1SS133T-77	CVD1SS133MT
MAIN	D589		nsp	00MHD20015210	DIODE	1SS133T-77	CVD1SS133MT
MAIN	D801		nsp	00MHD20015210	DIODE	1SS133T-77	CVD1SS133MT
MAIN	D802		nsp	00MHD20015210	DIODE	1SS133T-77	CVD1SS133MT
MAIN	D803		nsp	00MHD20015210	DIODE	1SS133T-77	CVD1SS133MT
MAIN	D804		nsp	00MHD20015210	DIODE	1SS133T-77	CVD1SS133MT
MAIN	D901		nsp	90M-HD201730R	DIODE	1N4003	CVD1N4003ST
MAIN	D902		nsp	90M-HD201750R	DIODE	1N4003	CVD1N4003SRT
MAIN	D903		nsp	90M-HD201850R	DIODE	1N5819	HVD1N5819T
MAIN	D911		nsp	90M-HD201750R	DIODE	1N4003	CVD1N4003SRT
MAIN	D912		nsp	00MHD20015210	DIODE	1SS133T-77	CVD1SS133MT
MAIN	D954		nsp	00MHD20015210	DIODE	1SS133T-77	CVD1SS133MT
MAIN	D955		nsp	00MHD20015210	DIODE	1SS133T-77	CVD1SS133MT
MAIN	D958		nsp	00MHD20015210	DIODE	1SS133T-77	CVD1SS133MT

NOTE "nsp" PART IS LISTED FOR REFERENCE ONLY, MARANTZ WILL NOT SUPPLY THESE PARTS

P.W.B. NAME	POS. NO.	VERS. COLOR	PART NO. (FOR EUR)	PART NO. (MZ)	PART NAME	DESCRIPTION	
MAIN	D959		nsp	00MHD20015210	DIODE	1SS133T-77	CVD1SS133MT
MAIN	D961		nsp	90M-HD201730R	DIODE	1N4003	CVD1N4003ST
MAIN	D962		nsp	90M-HD201730R	DIODE	1N4003	CVD1N4003ST
MAIN	D963		nsp	90M-HD201730R	DIODE	1N4003	CVD1N4003ST
MAIN	D964		nsp	90M-HD201730R	DIODE	1N4003	CVD1N4003ST
MAIN	D965		nsp	90M-HD201730R	DIODE	1N4003	CVD1N4003ST
MAIN	D966		nsp	00MHD20015210	DIODE	1SS133T-77	CVD1SS133MT
MAIN	D979		00MHD30821000	00MHD30821000	ZENER DIODE	8.2V 1/2W	HVDMTZJ8.2BT
MAIN	D981		nsp	00MHD20015210	DIODE	1SS133T-77	CVD1SS133MT
MAIN	D982		nsp	00MHD20015210	DIODE	1SS133T-77	CVD1SS133MT
MAIN	ET01		nsp	nsp	BRACKET	BRACKET FOR PWB	CMD1A569
MAIN	ET91		nsp	nsp	TERMINAL	MET37-0002	HJT1A025
MAIN	ET92		nsp	nsp	TERMINAL	MET37-0002	HJT1A025
MAIN	▲ F901	/L1G	nsp	90M-FS001480R	FUSE	! T6.3AL 250V	KBA2C6300TLEY
MAIN	▲ F901	/N1B	90M-FS001200R	90M-FS001200R	FUSE	# T 4A L 250V	KBA2C4000TLEZ
MAIN	▲ F901	/N1G	90M-FS001200R	90M-FS001200R	FUSE	# T 4A L 250V	KBA2C4000TLEZ
MAIN	▲ F901	/N1S	90M-FS001200R	90M-FS001200R	FUSE	# T 4A L 250V	KBA2C4000TLEZ
MAIN	▲ F901	/U1B	nsp	90M-FS001480R	FUSE	! T6.3AL 250V	KBA2C6300TLEY
MAIN	▲ F902	/N1B	90M-FS001070R	90M-FS001070R	FUSE	! AC250V T2.5AL	KBA2D2500TLET
MAIN	▲ F902	/N1G	90M-FS001070R	90M-FS001070R	FUSE	! AC250V T2.5AL	KBA2D2500TLET
MAIN	▲ F902	/N1S	90M-FS001070R	90M-FS001070R	FUSE	! AC250V T2.5AL	KBA2D2500TLET
MAIN	▲ F902	/U1B	nsp	90M-FS001070R	FUSE	! AC250V T2.5AL	KBA2D2500TLET
MAIN	IC94		00MHC3890599F	00MHC3890599F	IC	KIA7805API	HVIKIA7805API
MAIN	IC96		90M-HC108410R	90M-HC108410R	IC	S-80842CNY-X	HVIS-80842CNY-X
MAIN	J101		nsp	nsp	CORD	SN95/PB5, 0.6	C3A206
MAIN	J102		nsp	nsp	CORD	SN95/PB5, 0.6	C3A206
MAIN	J103		nsp	nsp	CORD	SN95/PB5, 0.6	C3A206
MAIN	J104		nsp	nsp	CORD	SN95/PB5, 0.6	C3A206
MAIN	J105		nsp	nsp	CORD	SN95/PB5, 0.6	C3A206
MAIN	J106		nsp	nsp	CORD	SN95/PB5, 0.6	C3A206
MAIN	J107		nsp	nsp	CORD	SN95/PB5, 0.6	C3A206
MAIN	J109		nsp	nsp	CORD	SN95/PB5, 0.6	C3A206
MAIN	J110		nsp	nsp	CORD	SN95/PB5, 0.6	C3A206
MAIN	J111		nsp	nsp	CORD	SN95/PB5, 0.6	C3A206
MAIN	J112		nsp	nsp	CORD	SN95/PB5, 0.6	C3A206
MAIN	J113		nsp	nsp	CORD	SN95/PB5, 0.6	C3A206
MAIN	J114		nsp	nsp	CORD	SN95/PB5, 0.6	C3A206
MAIN	J115		nsp	nsp	CORD	SN95/PB5, 0.6	C3A206
MAIN	J117		nsp	nsp	CORD	SN95/PB5, 0.6	C3A206
MAIN	J118		nsp	nsp	CORD	SN95/PB5, 0.6	C3A206
MAIN	J119		nsp	nsp	CORD	SN95/PB5, 0.6	C3A206
MAIN	J121		nsp	nsp	CORD	SN95/PB5, 0.6	C3A206
MAIN	J122		nsp	nsp	CORD	SN95/PB5, 0.6	C3A206
MAIN	J123		nsp	nsp	CORD	SN95/PB5, 0.6	C3A206
MAIN	J125		nsp	nsp	CORD	SN95/PB5, 0.6	C3A206
MAIN	J126		nsp	nsp	CORD	SN95/PB5, 0.6	C3A206
MAIN	J127		nsp	nsp	CORD	SN95/PB5, 0.6	C3A206
MAIN	J130		nsp	nsp	CORD	SN95/PB5, 0.6	C3A206
MAIN	J133		nsp	nsp	CORD	SN95/PB5, 0.6	C3A206
MAIN	J134		nsp	nsp	CORD	SN95/PB5, 0.6	C3A206
MAIN	J135		nsp	nsp	CORD	SN95/PB5, 0.6	C3A206
MAIN	J137		nsp	nsp	CORD	SN95/PB5, 0.6	C3A206
MAIN	J138		nsp	nsp	CORD	SN95/PB5, 0.6	C3A206
MAIN	J140		nsp	nsp	CORD	SN95/PB5, 0.6	C3A206
MAIN	J141		nsp	nsp	CORD	SN95/PB5, 0.6	C3A206
MAIN	J143		nsp	nsp	CORD	SN95/PB5, 0.6	C3A206
MAIN	J144		nsp	nsp	CORD	SN95/PB5, 0.6	C3A206
MAIN	J145		nsp	nsp	CORD	SN95/PB5, 0.6	C3A206
MAIN	J146		nsp	nsp	CORD	SN95/PB5, 0.6	C3A206
MAIN	J147		nsp	nsp	CORD	SN95/PB5, 0.6	C3A206
MAIN	J151		nsp	nsp	CORD	SN95/PB5, 0.6	C3A206
MAIN	J152		nsp	nsp	CORD	SN95/PB5, 0.6	C3A206
MAIN	J153		nsp	nsp	CORD	SN95/PB5, 0.6	C3A206
MAIN	J154		nsp	nsp	CORD	SN95/PB5, 0.6	C3A206
MAIN	J155		nsp	nsp	CORD	SN95/PB5, 0.6	C3A206
MAIN	J156		nsp	nsp	CORD	SN95/PB5, 0.6	C3A206
MAIN	J157		nsp	nsp	CORD	SN95/PB5, 0.6	C3A206

NOTE "nsp" PART IS LISTED FOR REFERENCE ONLY, MARANTZ WILL NOT SUPPLY THESE PARTS

P.W.B. NAME	POS. NO.	VERS. COLOR	PART NO. (FOR EUR)	PART NO. (MZ)	PART NAME	DESCRIPTION	
MAIN	J158		nsp	nsp	CORD	SN95/PB5, 0.6	C3A206
MAIN	J159		nsp	nsp	CORD	SN95/PB5, 0.6	C3A206
MAIN	J160		nsp	nsp	CORD	SN95/PB5, 0.6	C3A206
MAIN	J161		nsp	nsp	CORD	SN95/PB5, 0.6	C3A206
MAIN	J162		nsp	nsp	CORD	SN95/PB5, 0.6	C3A206
MAIN	J164		nsp	nsp	CORD	SN95/PB5, 0.6	C3A206
MAIN	J165		nsp	nsp	CORD	SN95/PB5, 0.6	C3A206
MAIN	J167		nsp	nsp	CORD	SN95/PB5, 0.6	C3A206
MAIN	J201		nsp	nsp	CORD	SN95/PB5, 0.6	C3A206
MAIN	J202		nsp	nsp	CORD	SN95/PB5, 0.6	C3A206
MAIN	J203		nsp	nsp	CORD	SN95/PB5, 0.6	C3A206
MAIN	J204		nsp	nsp	CORD	SN95/PB5, 0.6	C3A206
MAIN	J205		nsp	nsp	CORD	SN95/PB5, 0.6	C3A206
MAIN	J206		nsp	nsp	CORD	SN95/PB5, 0.6	C3A206
MAIN	J207	/U1B	nsp	nsp	CORD	SN95/PB5, 0.6	C3A206
MAIN	J301		nsp	nsp	CORD	SN95/PB5, 0.6	C3A206
MAIN	J302		nsp	nsp	CORD	SN95/PB5, 0.6	C3A206
MAIN	J303		nsp	nsp	CORD	SN95/PB5, 0.6	C3A206
MAIN	J304		nsp	nsp	CORD	SN95/PB5, 0.6	C3A206
MAIN	J305		nsp	nsp	CORD	SN95/PB5, 0.6	C3A206
MAIN	J306		nsp	nsp	CORD	SN95/PB5, 0.6	C3A206
MAIN	J307		nsp	nsp	CORD	SN95/PB5, 0.6	C3A206
MAIN	J308		nsp	nsp	CORD	SN95/PB5, 0.6	C3A206
MAIN	J309		nsp	nsp	CORD	SN95/PB5, 0.6	C3A206
MAIN	J310		nsp	nsp	CORD	SN95/PB5, 0.6	C3A206
MAIN	J311		nsp	nsp	CORD	SN95/PB5, 0.6	C3A206
MAIN	J312		nsp	nsp	CORD	SN95/PB5, 0.6	C3A206
MAIN	J313		nsp	nsp	CORD	SN95/PB5, 0.6	C3A206
MAIN	J314		nsp	nsp	CORD	SN95/PB5, 0.6	C3A206
MAIN	J315		nsp	nsp	CORD	SN95/PB5, 0.6	C3A206
MAIN	J316		nsp	nsp	CORD	SN95/PB5, 0.6	C3A206
MAIN	J322		nsp	nsp	CORD	SN95/PB5, 0.6	C3A206
MAIN	J323		nsp	nsp	CORD	SN95/PB5, 0.6	C3A206
MAIN	J324		nsp	nsp	CORD	SN95/PB5, 0.6	C3A206
MAIN	J325		nsp	nsp	CORD	SN95/PB5, 0.6	C3A206
MAIN	J326		nsp	nsp	CORD	SN95/PB5, 0.6	C3A206
MAIN	J327		nsp	nsp	CORD	SN95/PB5, 0.6	C3A206
MAIN	J328		nsp	nsp	CORD	SN95/PB5, 0.6	C3A206
MAIN	J329		nsp	nsp	CORD	SN95/PB5, 0.6	C3A206
MAIN	J330		nsp	nsp	CORD	SN95/PB5, 0.6	C3A206
MAIN	J331		nsp	nsp	CORD	SN95/PB5, 0.6	C3A206
MAIN	J332		nsp	nsp	CORD	SN95/PB5, 0.6	C3A206
MAIN	J335		nsp	nsp	CORD	SN95/PB5, 0.6	C3A206
MAIN	J336		nsp	nsp	CORD	SN95/PB5, 0.6	C3A206
MAIN	J337		nsp	nsp	CORD	SN95/PB5, 0.6	C3A206
MAIN	J338		nsp	nsp	CORD	SN95/PB5, 0.6	C3A206
MAIN	J401		nsp	nsp	CORD	SN95/PB5, 0.6	C3A206
MAIN	J402		nsp	nsp	CORD	SN95/PB5, 0.6	C3A206
MAIN	J403		nsp	nsp	CORD	SN95/PB5, 0.6	C3A206
MAIN	J404		nsp	nsp	CORD	SN95/PB5, 0.6	C3A206
MAIN	J405		nsp	nsp	CORD	SN95/PB5, 0.6	C3A206
MAIN	J406		nsp	nsp	CORD	SN95/PB5, 0.6	C3A206
MAIN	J407		nsp	nsp	CORD	SN95/PB5, 0.6	C3A206
MAIN	J408		nsp	nsp	CORD	SN95/PB5, 0.6	C3A206
MAIN	J409		nsp	nsp	CORD	SN95/PB5, 0.6	C3A206
MAIN	J412		nsp	nsp	CORD	SN95/PB5, 0.6	C3A206
MAIN	J413		nsp	nsp	CORD	SN95/PB5, 0.6	C3A206
MAIN	J414		nsp	nsp	CORD	SN95/PB5, 0.6	C3A206
MAIN	J501		nsp	nsp	CORD	SN95/PB5, 0.6	C3A206
MAIN	J502		nsp	nsp	CORD	SN95/PB5, 0.6	C3A206
MAIN	J503		nsp	nsp	CORD	SN95/PB5, 0.6	C3A206
MAIN	J504		nsp	nsp	CORD	SN95/PB5, 0.6	C3A206
MAIN	J505		nsp	nsp	CORD	SN95/PB5, 0.6	C3A206
MAIN	J506		nsp	nsp	CORD	SN95/PB5, 0.6	C3A206
MAIN	J507		nsp	nsp	CORD	SN95/PB5, 0.6	C3A206
MAIN	J508		nsp	nsp	CORD	SN95/PB5, 0.6	C3A206
MAIN	J509		nsp	nsp	CORD	SN95/PB5, 0.6	C3A206

NOTE "nsp" PART IS LISTED FOR REFERENCE ONLY, MARANTZ WILL NOT SUPPLY THESE PARTS

P.W.B. NAME	POS. NO.	VERS. COLOR	PART NO. (FOR EUR)	PART NO. (MZ)	PART NAME	DESCRIPTION	
MAIN	J510		nsp	nsp	CORD	SN95/PB5, 0.6	C3A206
MAIN	J511		nsp	nsp	CORD	SN95/PB5, 0.6	C3A206
MAIN	J512		nsp	nsp	CORD	SN95/PB5, 0.6	C3A206
MAIN	J513		nsp	nsp	CORD	SN95/PB5, 0.6	C3A206
MAIN	J514		nsp	nsp	CORD	SN95/PB5, 0.6	C3A206
MAIN	J515		nsp	nsp	CORD	SN95/PB5, 0.6	C3A206
MAIN	J518		nsp	nsp	CORD	SN95/PB5, 0.6	C3A206
MAIN	J519		nsp	nsp	CORD	SN95/PB5, 0.6	C3A206
MAIN	J520		nsp	nsp	CORD	SN95/PB5, 0.6	C3A206
MAIN	J521		nsp	nsp	CORD	SN95/PB5, 0.6	C3A206
MAIN	J522		nsp	nsp	CORD	SN95/PB5, 0.6	C3A206
MAIN	J523		nsp	nsp	CORD	SN95/PB5, 0.6	C3A206
MAIN	J524		nsp	nsp	CORD	SN95/PB5, 0.6	C3A206
MAIN	J525		nsp	nsp	CORD	SN95/PB5, 0.6	C3A206
MAIN	J526		nsp	nsp	CORD	SN95/PB5, 0.6	C3A206
MAIN	J527		nsp	nsp	CORD	SN95/PB5, 0.6	C3A206
MAIN	J601		nsp	nsp	CORD	SN95/PB5, 0.6	C3A206
MAIN	J602		nsp	nsp	CORD	SN95/PB5, 0.6	C3A206
MAIN	J603		nsp	nsp	CORD	SN95/PB5, 0.6	C3A206
MAIN	J604		nsp	nsp	CORD	SN95/PB5, 0.6	C3A206
MAIN	J605		nsp	nsp	CORD	SN95/PB5, 0.6	C3A206
MAIN	J606		nsp	nsp	CORD	SN95/PB5, 0.6	C3A206
MAIN	J607		nsp	nsp	CORD	SN95/PB5, 0.6	C3A206
MAIN	J608		nsp	nsp	CORD	SN95/PB5, 0.6	C3A206
MAIN	J609		nsp	nsp	CORD	SN95/PB5, 0.6	C3A206
MAIN	J610		nsp	nsp	CORD	SN95/PB5, 0.6	C3A206
MAIN	J611		nsp	nsp	CORD	SN95/PB5, 0.6	C3A206
MAIN	J612		nsp	nsp	CORD	SN95/PB5, 0.6	C3A206
MAIN	J613		nsp	nsp	CORD	SN95/PB5, 0.6	C3A206
MAIN	J614		nsp	nsp	CORD	SN95/PB5, 0.6	C3A206
MAIN	J615		nsp	nsp	CORD	SN95/PB5, 0.6	C3A206
MAIN	J616		nsp	nsp	CORD	SN95/PB5, 0.6	C3A206
MAIN	J617		nsp	nsp	CORD	SN95/PB5, 0.6	C3A206
MAIN	J618		nsp	nsp	CORD	SN95/PB5, 0.6	C3A206
MAIN	J619		nsp	nsp	CORD	SN95/PB5, 0.6	C3A206
MAIN	J620		nsp	nsp	CORD	SN95/PB5, 0.6	C3A206
MAIN	J621		nsp	nsp	CORD	SN95/PB5, 0.6	C3A206
MAIN	J622		nsp	nsp	CORD	SN95/PB5, 0.6	C3A206
MAIN	J623		nsp	nsp	CORD	SN95/PB5, 0.6	C3A206
MAIN	J624		nsp	nsp	CORD	SN95/PB5, 0.6	C3A206
MAIN	J625		nsp	nsp	CORD	SN95/PB5, 0.6	C3A206
MAIN	J626		nsp	nsp	CORD	SN95/PB5, 0.6	C3A206
MAIN	J627		nsp	nsp	CORD	SN95/PB5, 0.6	C3A206
MAIN	J628		nsp	nsp	CORD	SN95/PB5, 0.6	C3A206
MAIN	J629		nsp	nsp	CORD	SN95/PB5, 0.6	C3A206
MAIN	J630		nsp	nsp	CORD	SN95/PB5, 0.6	C3A206
MAIN	J631		nsp	nsp	CORD	SN95/PB5, 0.6	C3A206
MAIN	J632		nsp	nsp	CORD	SN95/PB5, 0.6	C3A206
MAIN	J633		nsp	nsp	CORD	SN95/PB5, 0.6	C3A206
MAIN	J634		nsp	nsp	CORD	SN95/PB5, 0.6	C3A206
MAIN	J635		nsp	nsp	CORD	SN95/PB5, 0.6	C3A206
MAIN	J636		nsp	nsp	CORD	SN95/PB5, 0.6	C3A206
MAIN	J637		nsp	nsp	CORD	SN95/PB5, 0.6	C3A206
MAIN	J638		nsp	nsp	CORD	SN95/PB5, 0.6	C3A206
MAIN	J639		nsp	nsp	CORD	SN95/PB5, 0.6	C3A206
MAIN	J640		nsp	nsp	CORD	SN95/PB5, 0.6	C3A206
MAIN	J701		nsp	nsp	CORD	SN95/PB5, 0.6	C3A206
MAIN	J702		nsp	nsp	CORD	SN95/PB5, 0.6	C3A206
MAIN	J703		nsp	nsp	CORD	SN95/PB5, 0.6	C3A206
MAIN	J704		nsp	nsp	CORD	SN95/PB5, 0.6	C3A206
MAIN	J705		nsp	nsp	CORD	SN95/PB5, 0.6	C3A206
MAIN	J706		nsp	nsp	CORD	SN95/PB5, 0.6	C3A206
MAIN	J708		nsp	nsp	CORD	SN95/PB5, 0.6	C3A206
MAIN	J801		nsp	nsp	CORD	SN95/PB5, 0.6	C3A206
MAIN	J802		nsp	nsp	CORD	SN95/PB5, 0.6	C3A206
MAIN	J803		nsp	nsp	CORD	SN95/PB5, 0.6	C3A206
MAIN	J804		nsp	nsp	CORD	SN95/PB5, 0.6	C3A206

NOTE "nsp" PART IS LISTED FOR REFERENCE ONLY, MARANTZ WILL NOT SUPPLY THESE PARTS

P.W.B. NAME	POS. NO.	VERS. COLOR	PART NO. (FOR EUR)	PART NO. (MZ)	PART NAME	DESCRIPTION	
MAIN	J805		nsp	nsp	CORD	SN95/PB5, 0.6	C3A206
MAIN	J806		nsp	nsp	CORD	SN95/PB5, 0.6	C3A206
MAIN	J807		nsp	nsp	CORD	SN95/PB5, 0.6	C3A206
MAIN	J808		nsp	nsp	CORD	SN95/PB5, 0.6	C3A206
MAIN	J809		nsp	nsp	CORD	SN95/PB5, 0.6	C3A206
MAIN	J810		nsp	nsp	CORD	SN95/PB5, 0.6	C3A206
MAIN	J811		nsp	nsp	CORD	SN95/PB5, 0.6	C3A206
MAIN	J814		nsp	nsp	CORD	SN95/PB5, 0.6	C3A206
MAIN	J815		nsp	nsp	CORD	SN95/PB5, 0.6	C3A206
MAIN	J816		nsp	nsp	CORD	SN95/PB5, 0.6	C3A206
MAIN	J901		nsp	nsp	CORD	SN95/PB5, 0.6	C3A206
MAIN	J902		nsp	nsp	CORD	SN95/PB5, 0.6	C3A206
MAIN	J903		nsp	nsp	CORD	SN95/PB5, 0.6	C3A206
MAIN	J904		nsp	nsp	CORD	SN95/PB5, 0.6	C3A206
MAIN	J905		nsp	nsp	CORD	SN95/PB5, 0.6	C3A206
MAIN	J906		nsp	nsp	CORD	SN95/PB5, 0.6	C3A206
MAIN	J907		nsp	nsp	CORD	SN95/PB5, 0.6	C3A206
MAIN	J908		nsp	nsp	CORD	SN95/PB5, 0.6	C3A206
MAIN	J909		nsp	nsp	CORD	SN95/PB5, 0.6	C3A206
MAIN	J910		nsp	nsp	CORD	SN95/PB5, 0.6	C3A206
MAIN	J911		nsp	nsp	CORD	SN95/PB5, 0.6	C3A206
MAIN	J912		nsp	nsp	CORD	SN95/PB5, 0.6	C3A206
MAIN	J913		nsp	nsp	CORD	SN95/PB5, 0.6	C3A206
MAIN	J914		nsp	nsp	CORD	SN95/PB5, 0.6	C3A206
MAIN	J915		nsp	nsp	CORD	SN95/PB5, 0.6	C3A206
MAIN	J916		nsp	nsp	CORD	SN95/PB5, 0.6	C3A206
MAIN	J917		nsp	nsp	CORD	SN95/PB5, 0.6	C3A206
MAIN	J918		nsp	nsp	CORD	SN95/PB5, 0.6	C3A206
MAIN	J919		nsp	nsp	CORD	SN95/PB5, 0.6	C3A206
MAIN	J920		nsp	nsp	CORD	SN95/PB5, 0.6	C3A206
MAIN	J921		nsp	nsp	CORD	SN95/PB5, 0.6	C3A206
MAIN	J922		nsp	nsp	CORD	SN95/PB5, 0.6	C3A206
MAIN	J923		nsp	nsp	CORD	SN95/PB5, 0.6	C3A206
MAIN	J924		nsp	nsp	CORD	SN95/PB5, 0.6	C3A206
MAIN	J925		nsp	nsp	CORD	SN95/PB5, 0.6	C3A206
MAIN	J926		nsp	nsp	CORD	SN95/PB5, 0.6	C3A206
MAIN	J927		nsp	nsp	CORD	SN95/PB5, 0.6	C3A206
MAIN	J928		nsp	nsp	CORD	SN95/PB5, 0.6	C3A206
MAIN	J929		nsp	nsp	CORD	SN95/PB5, 0.6	C3A206
MAIN	J930		nsp	nsp	CORD	SN95/PB5, 0.6	C3A206
MAIN	J931		nsp	nsp	CORD	SN95/PB5, 0.6	C3A206
MAIN	J932		nsp	nsp	CORD	SN95/PB5, 0.6	C3A206
MAIN	JK91		90M-YT003530R	90M-YT003530R	TERMINAL	6P SPEAKER TERMINAL CNT SL/R	CJJ5R006Z
MAIN	JK92		90M-YT003520R	90M-YT003520R	TERMINAL	4P SPEAKER TERMINAL FL FR	CJJ5P020Z
MAIN	JK94		90M-YT004400R	90M-YT004400R	TERMINAL	DCS2003	CJJ5P021Z
MAIN	JK97		90M-YT004050R	90M-YT004050R	TERMINAL	RCA-401DA-16	CJJ4P052Z
MAIN	JK98		90M-YT005000R	90M-YT005000R	TERMINAL	CINCH 8P C/SUB/SBL/SBR	CJJ4P059Z
MAIN	JW92		nsp	nsp	CORD	WIRE ASSY	CWEE212080VV
MAIN	L501		90M-LC107310R	90M-LC107310R	COIL	0.5UH K	CLEY0R5KAK
MAIN	L502		90M-LC107310R	90M-LC107310R	COIL	0.5UH K	CLEY0R5KAK
MAIN	L503		90M-LC107310R	90M-LC107310R	COIL	0.5UH K	CLEY0R5KAK
MAIN	L504		90M-LC107310R	90M-LC107310R	COIL	0.5UH K	CLEY0R5KAK
MAIN	L505		90M-LC107310R	90M-LC107310R	COIL	0.5UH K	CLEY0R5KAK
MAIN	L506		90M-LC107310R	90M-LC107310R	COIL	0.5UH K	CLEY0R5KAK
MAIN	L507		90M-LC107310R	90M-LC107310R	COIL	0.5UH K	CLEY0R5KAK
MAIN	▲ OL91	/N1B	90M-YT002430R	90M-YT002430R	TERMINAL	! A302D0061P AC(EUR/1P)	KJJ7A022Z
MAIN	▲ OL91	/N1G	90M-YT002430R	90M-YT002430R	TERMINAL	! A302D0061P AC(EUR/1P)	KJJ7A022Z
MAIN	▲ OL91	/N1S	90M-YT002430R	90M-YT002430R	TERMINAL	! A302D0061P AC(EUR/1P)	KJJ7A022Z
MAIN	▲ OL91	/U1B	nsp	90M-YT005390R	TERMINAL	! A202D0030P AC(EUR/1P)	CJJ7A012Z
MAIN	Q501		90M-HT600030R	90M-HT600030R	TRS.	KTA1024Y	HVTKTA1024YT
MAIN	Q502		90M-HT600030R	90M-HT600030R	TRS.	KTA1024Y	HVTKTA1024YT
MAIN	Q503		90M-HT600030R	90M-HT600030R	TRS.	KTA1024Y	HVTKTA1024YT
MAIN	Q504		90M-HT600030R	90M-HT600030R	TRS.	KTA1024Y	HVTKTA1024YT
MAIN	Q505		90M-HT600030R	90M-HT600030R	TRS.	KTA1024Y	HVTKTA1024YT
MAIN	Q511		00MHT800931A0	00MHT800931A0	TRS.	KTC3200GR	HVTKTC3200GRT
MAIN	Q512		00MHT800931A0	00MHT800931A0	TRS.	KTC3200GR	HVTKTC3200GRT
MAIN	Q513		00MHT800931A0	00MHT800931A0	TRS.	KTC3200GR	HVTKTC3200GRT

NOTE "nsp" PART IS LISTED FOR REFERENCE ONLY, MARANTZ WILL NOT SUPPLY THESE PARTS

P.W.B. NAME	POS. NO.	VERS. COLOR	PART NO. (FOR EUR)	PART NO. (MZ)	PART NAME	DESCRIPTION	
MAIN	Q514		00MHT800931A0	00MHT800931A0	TRS.	KTC3200GR	HVTKTC3200GRT
MAIN	Q515		00MHT800931A0	00MHT800931A0	TRS.	KTC3200GR	HVTKTC3200GRT
MAIN	Q516		00MHT800931A0	00MHT800931A0	TRS.	KTC3200GR	HVTKTC3200GRT
MAIN	Q517		00MHT800931A0	00MHT800931A0	TRS.	KTC3200GR	HVTKTC3200GRT
MAIN	Q518		00MHT800931A0	00MHT800931A0	TRS.	KTC3200GR	HVTKTC3200GRT
MAIN	Q519		00MHT800931A0	00MHT800931A0	TRS.	KTC3200GR	HVTKTC3200GRT
MAIN	Q520		00MHT800931A0	00MHT800931A0	TRS.	KTC3200GR	HVTKTC3200GRT
MAIN	Q541		90M-HT800050R	90M-HT800050R	TRS.	KTC3198Y	HVTKTC3198YT
MAIN	Q544		90M-HT800050R	90M-HT800050R	TRS.	KTC3198Y	HVTKTC3198YT
MAIN	Q545		90M-HT800050R	90M-HT800050R	TRS.	KTC3198Y	HVTKTC3198YT
MAIN	Q556		00MHT800931A0	00MHT800931A0	TRS.	KTC3200GR	HVTKTC3200GRT
MAIN	Q557		00MHT800931A0	00MHT800931A0	TRS.	KTC3200GR	HVTKTC3200GRT
MAIN	Q558		00MHT800931A0	00MHT800931A0	TRS.	KTC3200GR	HVTKTC3200GRT
MAIN	Q559		00MHT800931A0	00MHT800931A0	TRS.	KTC3200GR	HVTKTC3200GRT
MAIN	Q560		00MHT800931A0	00MHT800931A0	TRS.	KTC3200GR	HVTKTC3200GRT
MAIN	Q561		00MHT800941B0	00MHT800941B0	TRS.	KTC3206Y	HVTKTC3206YAT
MAIN	Q562		00MHT800941B0	00MHT800941B0	TRS.	KTC3206Y	HVTKTC3206YAT
MAIN	Q563		00MHT800941B0	00MHT800941B0	TRS.	KTC3206Y	HVTKTC3206YAT
MAIN	Q564		00MHT800941B0	00MHT800941B0	TRS.	KTC3206Y	HVTKTC3206YAT
MAIN	Q565		00MHT800941B0	00MHT800941B0	TRS.	KTC3206Y	HVTKTC3206YAT
MAIN	Q601		90M-HT600030R	90M-HT600030R	TRS.	KTA1024Y	HVTKTA1024YT
MAIN	Q602		90M-HT600030R	90M-HT600030R	TRS.	KTA1024Y	HVTKTA1024YT
MAIN	Q603		90M-HT600030R	90M-HT600030R	TRS.	KTA1024Y	HVTKTA1024YT
MAIN	Q604		90M-HT600030R	90M-HT600030R	TRS.	KTA1024Y	HVTKTA1024YT
MAIN	Q605		90M-HT600030R	90M-HT600030R	TRS.	KTA1024Y	HVTKTA1024YT
MAIN	Q652		90M-HT200440R	90M-HT200440R	TRS.	2SB1560	HVT2SB1560
MAIN	Q653		90M-HT200440R	90M-HT200440R	TRS.	2SB1560	HVT2SB1560
MAIN	Q654		90M-HT200440R	90M-HT200440R	TRS.	2SB1560	HVT2SB1560
MAIN	Q655		90M-HT200440R	90M-HT200440R	TRS.	2SB1560	HVT2SB1560
MAIN	Q657		90M-HT400490R	90M-HT400490R	TRS.	2SD2390	HVT2SD2390
MAIN	Q658		90M-HT400490R	90M-HT400490R	TRS.	2SD2390	HVT2SD2390
MAIN	Q659		90M-HT400490R	90M-HT400490R	TRS.	2SD2390	HVT2SD2390
MAIN	Q660		90M-HT400490R	90M-HT400490R	TRS.	2SD2390	HVT2SD2390
MAIN	Q661		90M-HT200440R	90M-HT200440R	TRS.	2SB1560	HVT2SB1560
MAIN	Q670		90M-HT400490R	90M-HT400490R	TRS.	2SD2390	HVT2SD2390
MAIN	Q681		00MHT800931A0	00MHT800931A0	TRS.	KTC3200GR	HVTKTC3200GRT
MAIN	Q682		00MHT800931A0	00MHT800931A0	TRS.	KTC3200GR	HVTKTC3200GRT
MAIN	Q683		00MHT800931A0	00MHT800931A0	TRS.	KTC3200GR	HVTKTC3200GRT
MAIN	Q684		00MHT800931A0	00MHT800931A0	TRS.	KTC3200GR	HVTKTC3200GRT
MAIN	Q685		00MHT800931A0	00MHT800931A0	TRS.	KTC3200GR	HVTKTC3200GRT
MAIN	Q801		00MHT800931A0	00MHT800931A0	TRS.	KTC3200GR	HVTKTC3200GRT
MAIN	Q802		00MHT800931A0	00MHT800931A0	TRS.	KTC3200GR	HVTKTC3200GRT
MAIN	Q803		90M-HT400490R	90M-HT400490R	TRS.	2SD2390	HVT2SD2390
MAIN	Q804		90M-HT200440R	90M-HT200440R	TRS.	2SB1560	HVT2SB1560
MAIN	Q805		90M-HT400490R	90M-HT400490R	TRS.	2SD2390	HVT2SD2390
MAIN	Q807		90M-HT200440R	90M-HT200440R	TRS.	2SB1560	HVT2SB1560
MAIN	Q812		90M-HT600030R	90M-HT600030R	TRS.	KTA1024Y	HVTKTA1024YT
MAIN	Q813		00MHT800941B0	00MHT800941B0	TRS.	KTC3206Y	HVTKTC3206YAT
MAIN	Q814		90M-HT600030R	90M-HT600030R	TRS.	KTA1024Y	HVTKTA1024YT
MAIN	Q815		00MHT800941B0	00MHT800941B0	TRS.	KTC3206Y	HVTKTC3206YAT
MAIN	Q816		90M-HT600030R	90M-HT600030R	TRS.	KTA1024Y	HVTKTA1024YT
MAIN	Q817		90M-HT600030R	90M-HT600030R	TRS.	KTA1024Y	HVTKTA1024YT
MAIN	Q818		00MHT800931A0	00MHT800931A0	TRS.	KTC3200GR	HVTKTC3200GRT
MAIN	Q819		00MHT800931A0	00MHT800931A0	TRS.	KTC3200GR	HVTKTC3200GRT
MAIN	Q820		00MHT800931A0	00MHT800931A0	TRS.	KTC3200GR	HVTKTC3200GRT
MAIN	Q821		00MHT800931A0	00MHT800931A0	TRS.	KTC3200GR	HVTKTC3200GRT
MAIN	Q822		00MHT800931A0	00MHT800931A0	TRS.	KTC3200GR	HVTKTC3200GRT
MAIN	Q823		00MHT800931A0	00MHT800931A0	TRS.	KTC3200GR	HVTKTC3200GRT
MAIN	Q824		90M-HT800050R	90M-HT800050R	TRS.	KTC3198Y	HVTKTC3198YT
MAIN	Q825		90M-HT800050R	90M-HT800050R	TRS.	KTC3198Y	HVTKTC3198YT
MAIN	Q858		90M-HT100540R	90M-HT100540R	TRS.	KTA1360Y	HVTKTA1360Y
MAIN	Q871		90M-HT100540R	90M-HT100540R	TRS.	KTA1360Y	HVTKTA1360Y
MAIN	Q872		90M-HT100540R	90M-HT100540R	TRS.	KTA1360Y	HVTKTA1360Y
MAIN	Q874		90M-HT100540R	90M-HT100540R	TRS.	KTA1360Y	HVTKTA1360Y
MAIN	Q875		90M-HT100540R	90M-HT100540R	TRS.	KTA1360Y	HVTKTA1360Y
MAIN	Q876		90M-HT100540R	90M-HT100540R	TRS.	KTA1360Y	HVTKTA1360Y
MAIN	Q877		90M-HT100540R	90M-HT100540R	TRS.	KTA1360Y	HVTKTA1360Y

NOTE *nsp* PART IS LISTED FOR REFERENCE ONLY, MARANTZ WILL NOT SUPPLY THESE PARTS

P.W.B. NAME	POS. NO.	VERS. COLOR	PART NO. (FOR EUR)	PART NO. (MZ)	PART NAME	DESCRIPTION	
MAIN	Q881		90M-HT300820R	90M-HT300820R	TRS.	KTC3423Y	HVTKTC3423Y
MAIN	Q882		90M-HT300820R	90M-HT300820R	TRS.	KTC3423Y	HVTKTC3423Y
MAIN	Q883		90M-HT300820R	90M-HT300820R	TRS.	KTC3423Y	HVTKTC3423Y
MAIN	Q884		90M-HT300820R	90M-HT300820R	TRS.	KTC3423Y	HVTKTC3423Y
MAIN	Q885		90M-HT300820R	90M-HT300820R	TRS.	KTC3423Y	HVTKTC3423Y
MAIN	Q886		90M-HT300820R	90M-HT300820R	TRS.	KTC3423Y	HVTKTC3423Y
MAIN	Q887		90M-HT300820R	90M-HT300820R	TRS.	KTC3423Y	HVTKTC3423Y
MAIN	Q901		00MHT600111B0	00MHT600111B0	TRS.	KTA1267Y	HVTKTA1267YT
MAIN	Q902		90M-BA001530R	90M-BA001530R	TRS.	KTC114M	HVTKRC114MT
MAIN	Q903		90M-BA001460R	90M-BA001460R	TRS.	KRC107M	HVTKRC107MT
MAIN	Q904		00MHT600111B0	00MHT600111B0	TRS.	KTA1267Y	HVTKTA1267YT
MAIN	Q905		90M-HT800050R	90M-HT800050R	TRS.	KTC3198Y	HVTKTC3198YT
MAIN	Q906		00MHT600111B0	00MHT600111B0	TRS.	KTA1267Y	HVTKTA1267YT
MAIN	Q911		00MHT600111B0	00MHT600111B0	TRS.	KTA1267Y	HVTKTA1267YT
MAIN	Q912		90M-HT800050R	90M-HT800050R	TRS.	KTC3198Y	HVTKTC3198YT
MAIN	Q913		90M-HT800050R	90M-HT800050R	TRS.	KTC3198Y	HVTKTC3198YT
MAIN	Q915		90M-BA001450R	90M-BA001450R	TRS.	KRA107M	HVTKRA107MT
MAIN	Q916		90M-HT800050R	90M-HT800050R	TRS.	KTC3198Y	HVTKTC3198YT
MAIN	Q917		90M-BA001460R	90M-BA001460R	TRS.	KRC107M	HVTKRC107MT
MAIN	Q918		00MHT600111B0	00MHT600111B0	TRS.	KTA1267Y	HVTKTA1267YT
MAIN	Q919		90M-HT800050R	90M-HT800050R	TRS.	KTC3198Y	HVTKTC3198YT
MAIN	Q920		90M-HT800050R	90M-HT800050R	TRS.	KTC3198Y	HVTKTC3198YT
MAIN	Q921		90M-BA001450R	90M-BA001450R	TRS.	KRA107M	HVTKRA107MT
MAIN	Q925		90M-HT800050R	90M-HT800050R	TRS.	KTC3198Y	HVTKTC3198YT
MAIN	Q928		90M-BA001460R	90M-BA001460R	TRS.	KRC107M	HVTKRC107MT
MAIN	Q929		90M-HT600030R	90M-HT600030R	TRS.	KTA1024Y	HVTKTA1024YT
MAIN	Q960		90M-BA001460R	90M-BA001460R	TRS.	KRC107M	HVTKRC107MT
MAIN	Q961		90M-HT600030R	90M-HT600030R	TRS.	KTA1024Y	HVTKTA1024YT
MAIN	Q997		90M-BA001460R	90M-BA001460R	TRS.	KRC107M	HVTKRC107MT
MAIN	Q998		00MHT600111B0	00MHT600111B0	TRS.	KTA1267Y	HVTKTA1267YT
MAIN	R501		nsp	nsp	RES.	43K OHM 1/5W J	CRD20TJ433T
MAIN	R502		nsp	nsp	RES.	43K OHM 1/5W J	CRD20TJ433T
MAIN	R503		nsp	nsp	RES.	43K OHM 1/5W J	CRD20TJ433T
MAIN	R506		nsp	nsp	RES.	33K OHM 1/5W J	CRD20TJ333T
MAIN	R507		nsp	nsp	RES.	33K OHM 1/5W J	CRD20TJ333T
MAIN	R508		nsp	nsp	RES.	33K OHM 1/5W J	CRD20TJ333T
MAIN	R509		nsp	nsp	RES.	33K OHM 1/5W J	CRD20TJ333T
MAIN	R510		nsp	nsp	RES.	33K OHM 1/5W J	CRD20TJ333T
MAIN	R511		nsp	nsp	RES.	1.5K OHM 1/5W J	CRD20TJ152T
MAIN	R512		nsp	nsp	RES.	1.5K OHM 1/5W J	CRD20TJ152T
MAIN	R513		nsp	nsp	RES.	1.5K OHM 1/5W J	CRD20TJ152T
MAIN	R514		nsp	nsp	RES.	1.5K OHM 1/5W J	CRD20TJ152T
MAIN	R515		nsp	nsp	RES.	1.5K OHM 1/5W J	CRD20TJ152T
MAIN	R516		nsp	nsp	RES.	1.5K OHM 1/5W J	CRD20TJ152T
MAIN	R517		nsp	nsp	RES.	1.5K OHM 1/5W J	CRD20TJ152T
MAIN	R518		nsp	nsp	RES.	1.5K OHM 1/5W J	CRD20TJ152T
MAIN	R519		nsp	nsp	RES.	1.5K OHM 1/5W J	CRD20TJ152T
MAIN	R520		nsp	nsp	RES.	1.5K OHM 1/5W J	CRD20TJ152T
MAIN	R521		nsp	nsp	RES.	470 OHM 1/5W J	CRD20TJ471T
MAIN	R522		nsp	nsp	RES.	470 OHM 1/5W J	CRD20TJ471T
MAIN	R523		nsp	nsp	RES.	470 OHM 1/5W J	CRD20TJ471T
MAIN	R524		nsp	nsp	RES.	470 OHM 1/5W J	CRD20TJ471T
MAIN	R525		nsp	nsp	RES.	470 OHM 1/5W J	CRD20TJ471T
MAIN	R531		nsp	nsp	RES.	150 OHM 1/6W J	CRD20TJ151T
MAIN	R532		nsp	nsp	RES.	150 OHM 1/6W J	CRD20TJ151T
MAIN	R533		nsp	nsp	RES.	150 OHM 1/6W J	CRD20TJ151T
MAIN	R534		nsp	nsp	RES.	150 OHM 1/6W J	CRD20TJ151T
MAIN	R535		nsp	nsp	RES.	150 OHM 1/6W J	CRD20TJ151T
MAIN	R536		nsp	nsp	RES.	150 OHM 1/6W J	CRD20TJ151T
MAIN	R537		nsp	nsp	RES.	150 OHM 1/6W J	CRD20TJ151T
MAIN	R538		nsp	nsp	RES.	150 OHM 1/6W J	CRD20TJ151T
MAIN	R539		nsp	nsp	RES.	150 OHM 1/6W J	CRD20TJ151T
MAIN	R540		nsp	nsp	RES.	150 OHM 1/6W J	CRD20TJ151T
MAIN	R541		nsp	nsp	RES.	270 OHM 1/5W J	CRD20TJ271T
MAIN	R542		nsp	nsp	RES.	270 OHM 1/5W J	CRD20TJ271T
MAIN	R543		nsp	nsp	RES.	270 OHM 1/5W J	CRD20TJ271T
MAIN	R544		nsp	nsp	RES.	270 OHM 1/5W J	CRD20TJ271T

NOTE "nsp" PART IS LISTED FOR REFERENCE ONLY, MARANTZ WILL NOT SUPPLY THESE PARTS

P.W.B. NAME	POS. NO.	VERS. COLOR	PART NO. (FOR EUR)	PART NO. (MZ)	PART NAME	DESCRIPTION
MAIN	R545		nsp	nsp	RES.	270 OHM 1/5W J CRD20TJ271T
MAIN	R546		nsp	nsp	RES.	47K OHM 1/5W J CRD20TJ473T
MAIN	R547		nsp	nsp	RES.	47K OHM 1/5W J CRD20TJ473T
MAIN	R556		nsp	nsp	RES.	33K OHM 1/4W J CRD25TJ333T
MAIN	R557		nsp	nsp	RES.	33K OHM 1/4W J CRD25TJ333T
MAIN	R558		nsp	nsp	RES.	33K OHM 1/4W J CRD25TJ333T
MAIN	R559		nsp	nsp	RES.	33K OHM 1/4W J CRD25TJ333T
MAIN	R560		nsp	nsp	RES.	33K OHM 1/4W J CRD25TJ333T
MAIN	R561		nsp	nsp	RES.	1.3K OHM 1/5W CRD20TJ132T
MAIN	R562		nsp	nsp	RES.	1.3K OHM 1/5W CRD20TJ132T
MAIN	R563		nsp	nsp	RES.	1.3K OHM 1/5W CRD20TJ132T
MAIN	R564		nsp	nsp	RES.	1.3K OHM 1/5W CRD20TJ132T
MAIN	R565		nsp	nsp	RES.	1.3K OHM 1/5W CRD20TJ132T
MAIN	R566		nsp	nsp	RES.	560 OHM 1/4W CRG14SANCJ561T
MAIN	R567		nsp	nsp	RES.	560 OHM 1/4W CRG14SANCJ561T
MAIN	R568		nsp	nsp	RES.	560 OHM 1/4W CRG14SANCJ561T
MAIN	R569		nsp	nsp	RES.	560 OHM 1/4W CRG14SANCJ561T
MAIN	R570		nsp	nsp	RES.	560 OHM 1/4W CRG14SANCJ561T
MAIN	R571		nsp	nsp	RES.	560 OHM 1/4W CRG14SANCJ561T
MAIN	R572		nsp	nsp	RES.	560 OHM 1/4W CRG14SANCJ561T
MAIN	R573		nsp	nsp	RES.	560 OHM 1/4W CRG14SANCJ561T
MAIN	R574		nsp	nsp	RES.	560 OHM 1/4W CRG14SANCJ561T
MAIN	R575		nsp	nsp	RES.	560 OHM 1/4W CRG14SANCJ561T
MAIN	R576		nsp	nsp	RES.	10 OHM 1/4W CRG14SANCJ100T
MAIN	R577		nsp	nsp	RES.	10 OHM 1/4W CRG14SANCJ100T
MAIN	R578		nsp	nsp	RES.	10 OHM 1/4W CRG14SANCJ100T
MAIN	R579		nsp	nsp	RES.	10 OHM 1/4W CRG14SANCJ100T
MAIN	R580		nsp	nsp	RES.	10 OHM 1/4W CRG14SANCJ100T
MAIN	R581		nsp	nsp	RES.	560 OHM 1/4W CRG14SANCJ561T
MAIN	R582		nsp	nsp	RES.	560 OHM 1/4W CRG14SANCJ561T
MAIN	R583		nsp	nsp	RES.	560 OHM 1/4W CRG14SANCJ561T
MAIN	R584		nsp	nsp	RES.	560 OHM 1/4W CRG14SANCJ561T
MAIN	R585		nsp	nsp	RES.	560 OHM 1/4W CRG14SANCJ561T
MAIN	R586		nsp	nsp	RES.	560 OHM 1/4W CRG14SANCJ561T
MAIN	R587		nsp	nsp	RES.	560 OHM 1/4W CRG14SANCJ561T
MAIN	R588		nsp	nsp	RES.	560 OHM 1/4W CRG14SANCJ561T
MAIN	R589		nsp	nsp	RES.	560 OHM 1/4W CRG14SANCJ561T
MAIN	R590		nsp	nsp	RES.	560 OHM 1/4W CRG14SANCJ561T
MAIN	R591		nsp	nsp	RES.	560 OHM 1/4W CRG14SANCJ561T
MAIN	R592		nsp	nsp	RES.	560 OHM 1/4W CRG14SANCJ561T
MAIN	R593		nsp	nsp	RES.	560 OHM 1/4W CRG14SANCJ561T
MAIN	R594		nsp	nsp	RES.	560 OHM 1/4W CRG14SANCJ561T
MAIN	R595		nsp	nsp	RES.	560 OHM 1/4W CRG14SANCJ561T
MAIN	R596		nsp	nsp	RES.	560 OHM 1/4W CRG14SANCJ561T
MAIN	R597		nsp	nsp	RES.	560 OHM 1/4W CRG14SANCJ561T
MAIN	R598		nsp	nsp	RES.	560 OHM 1/4W CRG14SANCJ561T
MAIN	R599		nsp	nsp	RES.	560 OHM 1/4W CRG14SANCJ561T
MAIN	R600		nsp	nsp	RES.	560 OHM 1/4W CRG14SANCJ561T
MAIN	R601		nsp	nsp	RES.	22K OHM 1/5W J CRD20TJ223T
MAIN	R602		nsp	nsp	RES.	22K OHM 1/5W J CRD20TJ223T
MAIN	R603		nsp	nsp	RES.	22K OHM 1/5W J CRD20TJ223T
MAIN	R604		nsp	nsp	RES.	22K OHM 1/5W J CRD20TJ223T
MAIN	R605		nsp	nsp	RES.	22K OHM 1/5W J CRD20TJ223T
MAIN	R606		nsp	nsp	RES.	22K OHM 1/5W J CRD20TJ223T
MAIN	R607		nsp	nsp	RES.	22K OHM 1/5W J CRD20TJ223T
MAIN	R608		nsp	nsp	RES.	22K OHM 1/5W J CRD20TJ223T
MAIN	R609		nsp	nsp	RES.	22K OHM 1/5W J CRD20TJ223T
MAIN	R610		nsp	nsp	RES.	22K OHM 1/5W J CRD20TJ223T
MAIN	R611		nsp	nsp	RES.	10 OHM 1/4W CRG14SANCJ100T
MAIN	R612		nsp	nsp	RES.	10 OHM 1/4W CRG14SANCJ100T
MAIN	R631		nsp	nsp	RES.	18 OHM 1/4W CRD25FJ180T
MAIN	R632		nsp	nsp	RES.	18 OHM 1/4W CRD25FJ180T
MAIN	R633		nsp	nsp	RES.	18 OHM 1/4W CRD25FJ180T
MAIN	R634		nsp	nsp	RES.	18 OHM 1/4W CRD25FJ180T
MAIN	R635		nsp	nsp	RES.	18 OHM 1/4W CRD25FJ180T
MAIN	R636		nsp	nsp	RES.	18 OHM 1/4W CRD25FJ180T
MAIN	R637		nsp	nsp	RES.	18 OHM 1/4W CRD25FJ180T

NOTE *nsp* PART IS LISTED FOR REFERENCE ONLY, MARANTZ WILL NOT SUPPLY THESE PARTS

P.W.B. NAME	POS. NO.	VERS. COLOR	PART NO. (FOR EUR)	PART NO. (MZ)	PART NAME	DESCRIPTION
MAIN	R638		nsp	nsp	RES.	18 OHM 1/4W CRD25FJ180T
MAIN	R639		nsp	nsp	RES.	18 OHM 1/4W CRD25FJ180T
MAIN	R640		nsp	nsp	RES.	18 OHM 1/4W CRD25FJ180T
MAIN	R646		nsp	nsp	RES.	3.3 OHM 1/4W CRD25FJ3R3T
MAIN	R647		nsp	nsp	RES.	3.3 OHM 1/4W CRD25FJ3R3T
MAIN	R648		nsp	nsp	RES.	3.3 OHM 1/4W CRD25FJ3R3T
MAIN	R649		nsp	nsp	RES.	3.3 OHM 1/4W CRD25FJ3R3T
MAIN	R650		nsp	nsp	RES.	3.3 OHM 1/4W CRD25FJ3R3T
MAIN	R651		nsp	nsp	RES.	3.3 OHM 1/4W CRD25FJ3R3T
MAIN	R652		nsp	nsp	RES.	3.3 OHM 1/4W CRD25FJ3R3T
MAIN	R653		nsp	nsp	RES.	3.3 OHM 1/4W CRD25FJ3R3T
MAIN	R654		nsp	nsp	RES.	3.3 OHM 1/4W CRD25FJ3R3T
MAIN	R655		nsp	nsp	RES.	3.3 OHM 1/4W CRD25FJ3R3T
MAIN	R656		90M-GO000013R	90M-GO000013R	RES.	0.27OHM(X2) 5W CRF5EKR27HX2K
MAIN	R657		90M-GO000013R	90M-GO000013R	RES.	0.27OHM(X2) 5W CRF5EKR27HX2K
MAIN	R658		90M-GO000013R	90M-GO000013R	RES.	0.27OHM(X2) 5W CRF5EKR27HX2K
MAIN	R659		90M-GO000013R	90M-GO000013R	RES.	0.27OHM(X2) 5W CRF5EKR27HX2K
MAIN	R660		90M-GO000013R	90M-GO000013R	RES.	0.27OHM(X2) 5W CRF5EKR27HX2K
MAIN	R666		nsp	nsp	RES.	47 OHM 1/4W J CRD25TJ470T
MAIN	R667		nsp	nsp	RES.	47 OHM 1/4W J CRD25TJ470T
MAIN	R668		nsp	nsp	RES.	47 OHM 1/4W J CRD25TJ470T
MAIN	R669		nsp	nsp	RES.	47 OHM 1/4W J CRD25TJ470T
MAIN	R670		nsp	nsp	RES.	47 OHM 1/4W J CRD25TJ470T
MAIN	R671		nsp	nsp	RES.	10K OHM 1/5W J CRD20TJ103T
MAIN	R672		nsp	nsp	RES.	10K OHM 1/5W J CRD20TJ103T
MAIN	R673		nsp	nsp	RES.	10K OHM 1/5W J CRD20TJ103T
MAIN	R674		nsp	nsp	RES.	10K OHM 1/5W J CRD20TJ103T
MAIN	R675		nsp	nsp	RES.	10K OHM 1/5W J CRD20TJ103T
MAIN	R676		nsp	nsp	RES.	10K OHM 1/5W J CRD20TJ103T
MAIN	R677		nsp	nsp	RES.	10K OHM 1/5W J CRD20TJ103T
MAIN	R678		nsp	nsp	RES.	10K OHM 1/5W J CRD20TJ103T
MAIN	R679		nsp	nsp	RES.	10K OHM 1/5W J CRD20TJ103T
MAIN	R680		nsp	nsp	RES.	10K OHM 1/5W J CRD20TJ103T
MAIN	R681		nsp	nsp	RES.	9.1K OHM 1/5W J CRD20TJ912T
MAIN	R682		nsp	nsp	RES.	9.1K OHM 1/5W J CRD20TJ912T
MAIN	R683		nsp	nsp	RES.	9.1K OHM 1/5W J CRD20TJ912T
MAIN	R684		nsp	nsp	RES.	9.1K OHM 1/5W J CRD20TJ912T
MAIN	R685		nsp	nsp	RES.	9.1K OHM 1/5W J CRD20TJ912T
MAIN	R686		nsp	nsp	RES.	22K OHM 1/5W J CRD20TJ223T
MAIN	R687		nsp	nsp	RES.	22K OHM 1/5W J CRD20TJ223T
MAIN	R688		nsp	nsp	RES.	22K OHM 1/5W J CRD20TJ223T
MAIN	R689		nsp	nsp	RES.	22K OHM 1/5W J CRD20TJ223T
MAIN	R690		nsp	nsp	RES.	22K OHM 1/5W J CRD20TJ223T
MAIN	R696		nsp	nsp	RES.	47 OHM 1/4W J CRD25TJ470T
MAIN	R697		nsp	nsp	RES.	47 OHM 1/4W J CRD25TJ470T
MAIN	R698		nsp	nsp	RES.	47 OHM 1/4W J CRD25TJ470T
MAIN	R699		nsp	nsp	RES.	47 OHM 1/4W J CRD25TJ470T
MAIN	R700		nsp	nsp	RES.	47 OHM 1/4W J CRD25TJ470T
MAIN	R771		nsp	nsp	RES.	75 OHM 1/4W CRG14SANCJ750T
MAIN	R772		nsp	nsp	RES.	75 OHM 1/4W CRG14SANCJ750T
MAIN	R773		nsp	nsp	RES.	75 OHM 1/4W CRG14SANCJ750T
MAIN	R774		nsp	nsp	RES.	75 OHM 1/4W CRG14SANCJ750T
MAIN	R775		nsp	nsp	RES.	75 OHM 1/4W CRG14SANCJ750T
MAIN	R776		nsp	nsp	RES.	75 OHM 1/4W CRG14SANCJ750T
MAIN	R777		nsp	nsp	RES.	75 OHM 1/4W CRG14SANCJ750T
MAIN	R781		nsp	nsp	RES.	75 OHM 1/4W CRG14SANCJ750T
MAIN	R782		nsp	nsp	RES.	75 OHM 1/4W CRG14SANCJ750T
MAIN	R783		nsp	nsp	RES.	75 OHM 1/4W CRG14SANCJ750T
MAIN	R784		nsp	nsp	RES.	75 OHM 1/4W CRG14SANCJ750T
MAIN	R785		nsp	nsp	RES.	75 OHM 1/4W CRG14SANCJ750T
MAIN	R786		nsp	nsp	RES.	75 OHM 1/4W CRG14SANCJ750T
MAIN	R787		nsp	nsp	RES.	75 OHM 1/4W CRG14SANCJ750T
MAIN	R801		nsp	nsp	RES.	22K OHM 1/5W J CRD20TJ223T
MAIN	R802		nsp	nsp	RES.	22K OHM 1/5W J CRD20TJ223T
MAIN	R803		nsp	nsp	RES.	9.1K OHM 1/5W J CRD20TJ912T
MAIN	R804		nsp	nsp	RES.	9.1K OHM 1/5W J CRD20TJ912T
MAIN	R805		nsp	nsp	RES.	10K OHM 1/5W J CRD20TJ103T

NOTE "nsp" PART IS LISTED FOR REFERENCE ONLY, MARANTZ WILL NOT SUPPLY THESE PARTS

P.W.B. NAME	POS. NO.	VERS. COLOR	PART NO. (FOR EUR)	PART NO. (MZ)	PART NAME	DESCRIPTION	
MAIN	R807		nsp	nsp	RES.	10K OHM 1/5W J	CRD20TJ103T
MAIN	R808		nsp	nsp	RES.	10K OHM 1/5W J	CRD20TJ103T
MAIN	R809		nsp	nsp	RES.	10K OHM 1/5W J	CRD20TJ103T
MAIN	R810		90M-GO000013R	90M-GO000013R	RES.	0.27OHM(X2) 5W	CRF5EKR27HX2K
MAIN	R811		90M-GO000013R	90M-GO000013R	RES.	0.27OHM(X2) 5W	CRF5EKR27HX2K
MAIN	R812		nsp	nsp	RES.	47 OHM 1/4W J	CRD25TJ470T
MAIN	R813		nsp	nsp	RES.	47 OHM 1/4W J	CRD25TJ470T
MAIN	R814		nsp	nsp	RES.	47 OHM 1/4W J	CRD25TJ470T
MAIN	R815		nsp	nsp	RES.	47 OHM 1/4W J	CRD25TJ470T
MAIN	R817		nsp	nsp	RES.	3.3 OHM 1/4W	CRD25FJ3R3T
MAIN	R818		nsp	nsp	RES.	3.3 OHM 1/4W	CRD25FJ3R3T
MAIN	R819		nsp	nsp	RES.	3.3 OHM 1/4W	CRD25FJ3R3T
MAIN	R820		nsp	nsp	RES.	3.3 OHM 1/4W	CRD25FJ3R3T
MAIN	R821		nsp	nsp	RES.	18 OHM 1/4W	CRD25FJ180T
MAIN	R822		nsp	nsp	RES.	18 OHM 1/4W	CRD25FJ180T
MAIN	R823		nsp	nsp	RES.	18 OHM 1/4W	CRD25FJ180T
MAIN	R824		nsp	nsp	RES.	18 OHM 1/4W	CRD25FJ180T
MAIN	R830		nsp	nsp	RES.	22K OHM 1/5W J	CRD20TJ223T
MAIN	R831		nsp	nsp	RES.	22K OHM 1/5W J	CRD20TJ223T
MAIN	R832		nsp	nsp	RES.	22K OHM 1/5W J	CRD20TJ223T
MAIN	R833		nsp	nsp	RES.	22K OHM 1/5W J	CRD20TJ223T
MAIN	R834		nsp	nsp	RES.	560 OHM 1/4W	CRG14SANCJ561T
MAIN	R835		nsp	nsp	RES.	560 OHM 1/4W	CRG14SANCJ561T
MAIN	R836		nsp	nsp	RES.	560 OHM 1/4W	CRG14SANCJ561T
MAIN	R837		nsp	nsp	RES.	560 OHM 1/4W	CRG14SANCJ561T
MAIN	R838		nsp	nsp	RES.	560 OHM 1/4W	CRG14SANCJ561T
MAIN	R839		nsp	nsp	RES.	560 OHM 1/4W	CRG14SANCJ561T
MAIN	R840		nsp	nsp	RES.	560 OHM 1/4W	CRG14SANCJ561T
MAIN	R841		nsp	nsp	RES.	560 OHM 1/4W	CRG14SANCJ561T
MAIN	R842		nsp	nsp	RES.	560 OHM 1/4W	CRG14SANCJ561T
MAIN	R843		nsp	nsp	RES.	560 OHM 1/4W	CRG14SANCJ561T
MAIN	R844		nsp	nsp	RES.	560 OHM 1/4W	CRG14SANCJ561T
MAIN	R845		nsp	nsp	RES.	560 OHM 1/4W	CRG14SANCJ561T
MAIN	R848		nsp	nsp	RES.	33K OHM 1/4W J	CRD25TJ333T
MAIN	R849		nsp	nsp	RES.	33K OHM 1/4W J	CRD25TJ333T
MAIN	R850		nsp	nsp	RES.	1.3K OHM 1/5W	CRD20TJ132T
MAIN	R851		nsp	nsp	RES.	1.3K OHM 1/5W	CRD20TJ132T
MAIN	R852		nsp	nsp	RES.	1.5K OHM 1/5W J	CRD20TJ152T
MAIN	R853		nsp	nsp	RES.	1.5K OHM 1/5W J	CRD20TJ152T
MAIN	R854		nsp	nsp	RES.	1.5K OHM 1/5W J	CRD20TJ152T
MAIN	R855		nsp	nsp	RES.	1.5K OHM 1/5W J	CRD20TJ152T
MAIN	R856		nsp	nsp	RES.	150 OHM 1/6W J	CRD20TJ151T
MAIN	R857		nsp	nsp	RES.	150 OHM 1/6W J	CRD20TJ151T
MAIN	R858		nsp	nsp	RES.	150 OHM 1/6W J	CRD20TJ151T
MAIN	R859		nsp	nsp	RES.	150 OHM 1/6W J	CRD20TJ151T
MAIN	R860		nsp	nsp	RES.	270 OHM 1/5W J	CRD20TJ271T
MAIN	R861		nsp	nsp	RES.	270 OHM 1/5W J	CRD20TJ271T
MAIN	R862		nsp	nsp	RES.	33K OHM 1/5W J	CRD20TJ333T
MAIN	R863		nsp	nsp	RES.	33K OHM 1/5W J	CRD20TJ333T
MAIN	R864		nsp	nsp	RES.	330 OHM 1/5W J	CRD20TJ331T
MAIN	R865		nsp	nsp	RES.	330 OHM 1/5W J	CRD20TJ331T
MAIN	R870		nsp	nsp	RES.	43K OHM 1/5W J	CRD20TJ433T
MAIN	R871		nsp	nsp	RES.	43K OHM 1/5W J	CRD20TJ433T
MAIN	R872		nsp	nsp	RES.	470 OHM 1/5W J	CRD20TJ471T
MAIN	R873		nsp	nsp	RES.	470 OHM 1/5W J	CRD20TJ471T
MAIN	R902		nsp	nsp	RES.	4.7K OHM 1/5W J	CRD20TJ472T
MAIN	R903		nsp	nsp	RES.	10K OHM 1/5W J	CRD20TJ103T
MAIN	R904	/U1B	nsp	90M-GG000010R	RES.	3.3M OHM 1/10W J	HRDERC12UGK335T
MAIN	R905		nsp	nsp	RES.	10 OHM	CRG1ANJ100H
MAIN	R906		nsp	nsp	RES.	100K OHM 1/5W J	CRD20TJ104T
MAIN	R911		nsp	nsp	RES.	10K OHM 1/5W J	CRD20TJ103T
MAIN	R912		nsp	nsp	RES.	4.7K OHM 1/5W J	CRD20TJ472T
MAIN	R913		nsp	nsp	RES.	1 OHM 1/5W J	CRD20TJ1R0T
MAIN	R917		nsp	nsp	RES.	15K OHM 1/5W J	CRD20TJ153T
MAIN	R918		nsp	nsp	RES.	15K OHM 1/5W J	CRD20TJ153T
MAIN	R919		nsp	nsp	RES.	15K OHM 1/5W J	CRD20TJ153T
MAIN	R920		nsp	nsp	RES.	15K OHM 1/5W J	CRD20TJ153T

NOTE *nsp* PART IS LISTED FOR REFERENCE ONLY, MARANTZ WILL NOT SUPPLY THESE PARTS

P.W.B. NAME	POS. NO.	VERS. COLOR	PART NO. (FOR EUR)	PART NO. (MZ)	PART NAME	DESCRIPTION	
MAIN	R921		nsp	nsp	RES.	100K OHM 1/5W J	CRD20TJ104T
MAIN	R922		nsp	nsp	RES.	33K OHM 1/5W J	CRD20TJ333T
MAIN	R923		nsp	nsp	RES.	10K OHM 1/5W J	CRD20TJ103T
MAIN	R925		nsp	nsp	RES.	10K OHM 1/5W J	CRD20TJ103T
MAIN	R926		nsp	nsp	RES.	10K OHM 1/5W J	CRD20TJ103T
MAIN	R927		nsp	nsp	RES.	15K OHM 1/5W J	CRD20TJ153T
MAIN	R928		nsp	nsp	RES.	27K OHM 1/6W J	CRD20TJ273T
MAIN	R929		nsp	nsp	RES.	330 OHM 1/5W J	CRD20TJ331T
MAIN	R932		nsp	nsp	RES.	10K OHM 1/5W J	CRD20TJ103T
MAIN	R937		nsp	nsp	RES.	15K OHM 1/5W J	CRD20TJ153T
MAIN	R938		nsp	nsp	RES.	33K OHM 1/5W J	CRD20TJ333T
MAIN	R939		nsp	nsp	RES.	33K OHM 1/5W J	CRD20TJ333T
MAIN	R941		nsp	nsp	RES.	68K OHM 1/4W J	CRD25TJ683T
MAIN	R942		nsp	nsp	RES.	68K OHM 1/5W J	CRD20TJ683T
MAIN	R943		nsp	nsp	RES.	68K OHM 1/5W J	CRD20TJ683T
MAIN	R944		nsp	nsp	RES.	68K OHM 1/4W J	CRD25TJ683T
MAIN	R945		nsp	nsp	RES.	68K OHM 1/5W J	CRD20TJ683T
MAIN	R946		nsp	nsp	RES.	68K OHM 1/5W J	CRD20TJ683T
MAIN	R947		nsp	nsp	RES.	68K OHM 1/4W J	CRD25TJ683T
MAIN	R948		nsp	nsp	RES.	2.2K OHM 1/5W J	CRD20TJ222T
MAIN	R949		nsp	nsp	RES.	15K OHM 1/5W J	CRD20TJ153T
MAIN	R950		nsp	nsp	RES.	47K OHM 1/5W J	CRD20TJ473T
MAIN	R951		nsp	nsp	RES.	22K OHM 1/5W J	CRD20TJ223T
MAIN	R952		nsp	nsp	RES.	22K OHM 1/5W J	CRD20TJ223T
MAIN	R953		nsp	nsp	RES.	22K OHM 1/5W J	CRD20TJ223T
MAIN	R954		nsp	nsp	RES.	4.7K OHM 1/5W J	CRD20TJ472T
MAIN	R955		nsp	nsp	RES.	4.7 OHM 1/5W J	CRD20TJ4R7T
MAIN	R956		nsp	nsp	RES.	4.7 OHM 1/5W J	CRD20TJ4R7T
MAIN	R957		nsp	nsp	RES.	10K OHM 1/5W J	CRD20TJ103T
MAIN	R958		nsp	nsp	RES.	4.7K OHM 1/5W J	CRD20TJ472T
MAIN	R959		nsp	nsp	RES.	4.7 OHM 1/5W J	CRD20TJ4R7T
MAIN	R960		nsp	nsp	RES.	4.7 OHM 1/5W J	CRD20TJ4R7T
MAIN	R961		nsp	nsp	RES.	330 OHM 1/5W J	CRD20TJ331T
MAIN	R962		nsp	nsp	RES.	27K OHM 1/6W J	CRD20TJ273T
MAIN	R963		nsp	nsp	CORD	SN95/PB5, 0.6	C3A206
MAIN	R964		nsp	nsp	CORD	SN95/PB5, 0.6	C3A206
MAIN	R970		nsp	nsp	RES.	10K OHM 1/5W J	CRD20TJ103T
MAIN	R971		nsp	nsp	RES.	15K OHM 1/5W J	CRD20TJ153T
MAIN	R972		nsp	nsp	RES.	4.7K OHM 1/5W J	CRD20TJ472T
MAIN	R974		nsp	nsp	RES.	330 OHM 1/5W J	CRD20TJ331T
MAIN	R975		nsp	nsp	RES.	330 OHM 1/5W J	CRD20TJ331T
MAIN	R976		nsp	nsp	RES.	330 OHM 1/5W J	CRD20TJ331T
MAIN	R977		nsp	nsp	RES.	330 OHM 1/5W J	CRD20TJ331T
MAIN	R978		nsp	nsp	RES.	330 OHM 1/5W J	CRD20TJ331T
MAIN	R979		nsp	nsp	RES.	39K OHM 1/5W J	CRD20TJ393T
MAIN	R980		nsp	nsp	RES.	15K OHM 1/5W J	CRD20TJ153T
MAIN	R981		nsp	nsp	RES.	56 OHM 1/4W J	CRD25TJ560T
MAIN	R990		nsp	nsp	RES.	10 OHM	CRG1ANJ100H
MAIN	R993		nsp	nsp	RES.	10 OHM	CRG1ANJ100H
MAIN	R994		nsp	nsp	RES.	10 OHM	CRG1ANJ100H
MAIN	R995		nsp	nsp	RES.	10 OHM	CRG1ANJ100H
MAIN	R996		nsp	nsp	RES.	10 OHM	CRG1ANJ100H
MAIN	R997		nsp	nsp	RES.	10 OHM	CRG1ANJ100H
MAIN	R999		nsp	nsp	RES.	10 OHM	CRG1ANJ100H
MAIN	▲ RY94		90M-LY000340R	90M-LY000340R	RELAY	! SDT-S-112DMR	HSL1A008ZE
MAIN	RY95		00MLY20240490	00MLY20240490	RELAY	5GPA-28 DC24	HSL3B013ZE
MAIN	RY96		00MLY20240510	00MLY20240510	RELAY	OSA-SS-224DM3	HSL4B017ZU
MAIN	▲ T902	/L1G	nsp	90M-TS002090R	TRANSF.	! SUB SR5400(6400)/L1	CLT5I002ZS
MAIN	▲ T902	/N1B	90M-TS001940R	90M-TS001940R	TRANSF.	! SUB SR5400(6400)/N1	CLT5I002ZE
MAIN	▲ T902	/N1G	90M-TS001940R	90M-TS001940R	TRANSF.	! SUB SR5400(6400)/N1	CLT5I002ZE
MAIN	▲ T902	/N1S	90M-TS001940R	90M-TS001940R	TRANSF.	! SUB SR5400(6400)/N1	CLT5I002ZE
MAIN	▲ T902	/U1B	nsp	90M-TS001970R	TRANSF.	! SUB SR5400(6400)/U1	CLT5I002ZU
MAIN	TH91		90M-HP000090R	90M-HP000090R	VARIATOR	POSISTOR ASSY	CRTSYPSX06850JD
MICROPHONE PWB							
MICRO P	BN82		nsp	nsp	CORD	WIRE ASSY	CWB2B905080EN
MICRO P	C896		nsp	nsp	CER. CAP.	0.1UF 50V Z	HCBS1H104ZFT
MICRO P	D815		nsp	00MHD20015210	DIODE	1SS133T-77	CVD1SS133MT

NOTE "nsp" PART IS LISTED FOR REFERENCE ONLY, MARANTZ WILL NOT SUPPLY THESE PARTS

P.W.B. NAME	POS. NO.	VERS. COLOR	PART NO. (FOR EUR)	PART NO. (MZ)	PART NAME	DESCRIPTION	
MICRO P	D816		nsp	00MHD20015210	DIODE	1SS133T-77	CVD1SS133MT
MICRO P	JK90	/L1G	nsp	90M-YT004320R	TERMINAL	HEADPHONE JACK	HJJ2D003Z
MICRO P	JK90	/N1B	90M-YT004320R	90M-YT004320R	TERMINAL	HEADPHONE JACK	HJJ2D003Z
MICRO P	JK90	/N1G	90M-YT004320R	90M-YT004320R	TERMINAL	HEADPHONE JACK	HJJ2D003Z
MICRO P	JK90	/N1S	90M-YT004120R	90M-YT004120R	TERMINAL	HEADPHONE JACK SILVER	HJJ2D003Y
MICRO P	JK90	/U1B	nsp	90M-YT004320R	TERMINAL	HEADPHONE JACK	HJJ2D003Z
PUSH SW PWB (CUP11994Z-9)							
P SW	▲ C877	/L1G	nsp	90M-DK100800R	CER. CAP.	! DKS471ME	KCKDKS471ME
P SW	▲ C877	/N1B	90M-DK100800R	90M-DK100800R	CER. CAP.	! DKS471ME	KCKDKS471ME
P SW	▲ C877	/N1G	90M-DK100800R	90M-DK100800R	CER. CAP.	! DKS471ME	KCKDKS471ME
P SW	▲ C877	/N1S	90M-DK100800R	90M-DK100800R	CER. CAP.	! DKS471ME	KCKDKS471ME
P SW	CN88	/L1G	nsp	nsp	CONN.	2P WAFER	CJP02GA89ZY
P SW	CN88	/N1B	nsp	nsp	CONN.	2P WAFER	CJP02GA89ZY
P SW	CN88	/N1G	nsp	nsp	CONN.	2P WAFER	CJP02GA89ZY
P SW	CN88	/N1S	nsp	nsp	CONN.	2P WAFER	CJP02GA89ZY
P SW	▲ SW97	/L1G	nsp	90M-SP001250R	SW	! JPP1197CSA64	KSH1A001ZV
P SW	▲ SW97	/N1B	90M-SP001250R	90M-SP001250R	SW	! JPP1197CSA64	KSH1A001ZV
P SW	▲ SW97	/N1G	90M-SP001250R	90M-SP001250R	SW	! JPP1197CSA64	KSH1A001ZV
P SW	▲ SW97	/N1S	90M-SP001250R	90M-SP001250R	SW	! JPP1197CSA64	KSH1A001ZV
REGULATOR PWB (CUP12000Z)							
REG.	BK81		nsp	nsp	BRACKET	BRACKET PWB	CMD1A387
REG.	BN98		nsp	nsp	CORD	WIRE ASSY	CWB1C911120BM
REG.	C858		nsp	nsp	FILM CAP.	0.047UF 100V J	HCQI1H473JZT
REG.	C859		nsp	00MOA10702520	ELECT CAP.	100UF 25V	CCEA1EH101T
REG.	C860		00MEA10901670	00MEA10901670	ELECT CAP.	10000UF 16V	CCEA1CH103E
REG.	C861		nsp	nsp	FILM CAP.	0.047UF 100V J	HCQI1H473JZT
REG.	C862		nsp	00MOA10702520	ELECT CAP.	100UF 25V	CCEA1EH101T
REG.	C864		nsp	90M-OA000160R	ELECT CAP.	3300UF/35V	CCEA1VH332E
REG.	C865		nsp	00MOA22803520	ELECT CAP.	2200UF 35V	CCEA1VH222E
REG.	C866		nsp	nsp	FILM CAP.	0.047UF 100V J	HCQI1H473JZT
REG.	C867		nsp	00MOA10702520	ELECT CAP.	100UF 25V	CCEA1EH101T
REG.	C871		nsp	nsp	CER. CAP.	0.043UF 50V Z	CCFT1H473ZF
REG.	C872		nsp	nsp	CER. CAP.	0.043UF 50V Z	CCFT1H473ZF
REG.	C873		nsp	nsp	CER. CAP.	0.043UF 50V Z	CCFT1H473ZF
REG.	C874		nsp	00MOA68801620	ELECT CAP.	6800UF 16V	CCEA1CH682E
REG.	CN96		nsp	nsp	CONN.	9P WAFER YMW025-09R	CJP09GA01ZY
REG.	D862		nsp	90M-HD201750R	DIODE	1N4003	CVD1N4003SRT
REG.	D863		nsp	90M-HD201750R	DIODE	1N4003	CVD1N4003SRT
REG.	IC85		90M-HC300750R	90M-HC300750R	IC	KIA378R05PI	HVIKIA378R05PI
REG.	IC86		00MHC3891299F	00MHC3891299F	IC	KIA7812API	HVIKIA7812API
REG.	IC87		00MHC3991209F	00MHC3991209F	IC	KIA7912PI	HVIKIA7912PI
REG.	J801		nsp	nsp	CORD	SN95/PB5, 0.6	C3A206
REG.	J802		nsp	nsp	CORD	SN95/PB5, 0.6	C3A206
REG.	J803		nsp	nsp	CORD	SN95/PB5, 0.6	C3A206
REG.	J804		nsp	nsp	CORD	SN95/PB5, 0.6	C3A206
REG.	J805		nsp	nsp	CORD	SN95/PB5, 0.6	C3A206
REG.	J806		nsp	nsp	CORD	SN95/PB5, 0.6	C3A206
REG.	J807		nsp	nsp	CORD	SN95/PB5, 0.6	C3A206
REG.	J808		nsp	nsp	CORD	SN95/PB5, 0.6	C3A206
REG.	J809		nsp	nsp	CORD	SN95/PB5, 0.6	C3A206
REG.	J810		nsp	nsp	CORD	SN95/PB5, 0.6	C3A206
REG.	J812		nsp	nsp	CORD	SN95/PB5, 0.6	C3A206
REG.	J814		nsp	nsp	CORD	SN95/PB5, 0.6	C3A206
REG.	J815		nsp	nsp	CORD	SN95/PB5, 0.6	C3A206
REG.	R871		nsp	nsp	RES.	1K OHM 1/4W J	CRD25TJ102T
REG.	R872		nsp	nsp	RES.	1K OHM 1/4W J	CRD25TJ102T
REG.	R896		nsp	nsp	RES.	100K OHM 1/4W J	CRD25TJ104T
REG.	R898		nsp	nsp	RES.	15K OHM 1/5W J	CRD20TJ153T
REG.	R899		nsp	nsp	RES.	15K OHM 1/5W J	CRD20TJ153T
SELECTOR/ENCODER PWB (CUP11994Z-2)							
SEL/ENC	C841		nsp	nsp	CER. CAP.	100PF 50V K	HCBS1H101KBT
SEL/ENC	C871		nsp	nsp	CER. CAP.	100PF 50V K	HCBS1H101KBT
SEL/ENC	C872		nsp	nsp	CER. CAP.	100PF 50V K	HCBS1H101KBT
SEL/ENC	C873		nsp	nsp	CER. CAP.	100PF 50V K	HCBS1H101KBT
SEL/ENC	CN82		nsp	nsp	CONN.	5P STRAIGHT	CJP05GA19ZY
SEL/ENC	CN86		nsp	nsp	CONN.	11P WAFER STRAIGHT	CJP11GA19ZY
SEL/ENC	D801		90M-HI101040R	90M-HI101040R	L.E.D.	SLR342VCTB7T089	HVD342VCTB7T089

NOTE *nsp* PART IS LISTED FOR REFERENCE ONLY, MARANTZ WILL NOT SUPPLY THESE PARTS

P.W.B. NAME	POS. NO.	VERS. COLOR	PART NO. (FOR EUR)	PART NO. (MZ)	PART NAME	DESCRIPTION	
SEL/ENC	EN82		90M-SR000270R	90M-SR000270R	ROTARY SW	EC16B12S0AD4ZZZ	HSR2A032Z
SEL/ENC	J802		nsp	nsp	CORD	SN95/PB5, 0.6	C3A206
SEL/ENC	J803		nsp	nsp	CORD	SN95/PB5, 0.6	C3A206
SEL/ENC	J811		nsp	nsp	CORD	SN95/PB5, 0.6	C3A206
SEL/ENC	J835		nsp	nsp	CORD	SN95/PB5, 0.6	C3A206
SEL/ENC	J866		nsp	nsp	CORD	SN95/PB5, 0.6	C3A206
SEL/ENC	JW14		nsp	nsp	CORD	WIRE ASSY	CWE8202150RV
SEL/ENC	Q802		00MBA10001000	00MBA10001000	TRS.	KRA102M	HVTKRA102MT
SEL/ENC	R837		nsp	nsp	RES.	470 OHM 1/5W J	CRD20TJ471T
SEL/ENC	R871		nsp	nsp	RES.	10K OHM 1/5W J	CRD20TJ103T
SEL/ENC	R872		nsp	nsp	RES.	10K OHM 1/5W J	CRD20TJ103T
SEL/ENC	R873		nsp	nsp	RES.	10K OHM 1/5W J	CRD20TJ103T
SEL/ENC	R874		nsp	nsp	RES.	10K OHM 1/5W J	CRD20TJ103T
SEL/ENC	R875		nsp	nsp	RES.	680 OHM 1/5W J	CRD20TJ681T
SEL/ENC	R876		nsp	nsp	RES.	820 OHM 1/5W J	CRD20TJ821T
SEL/ENC	R877		nsp	nsp	RES.	560 OHM 1/5W J	CRD20TJ561T
SEL/ENC	R879		nsp	nsp	RES.	680 OHM 1/5W J	CRD20TJ681T
SEL/ENC	SW94		90M-SP001210R	90M-SP001210R	SW	SKHV10910G TACT	CST1A012ZT
SEL/ENC	SW95		90M-SP001210R	90M-SP001210R	SW	SKHV10910G TACT	CST1A012ZT
					TACT SW PWB		
TACT	J822	/U1B	nsp	nsp	CORD	SN95/PB5, 0.6	C3A206
TACT	J823	/U1B	nsp	nsp	CORD	SN95/PB5, 0.6	C3A206
TACT	SW96	/U1B	nsp	90M-SP001210R	SW	SKHV10910G TACT	CST1A012ZT
					TR BIAS PWB (CUP12000Z)		
TR BIAS	C851		nsp	90M-OA000640R	ELECT CAP.	KRM 100V/10UF 5X11	CCEA2AH100TS
TR BIAS	C852		nsp	90M-OA000640R	ELECT CAP.	KRM 100V/10UF 5X11	CCEA2AH100TS
TR BIAS	C853		nsp	90M-OA000640R	ELECT CAP.	KRM 100V/10UF 5X11	CCEA2AH100TS
TR BIAS	C854		nsp	90M-OA000640R	ELECT CAP.	KRM 100V/10UF 5X11	CCEA2AH100TS
TR BIAS	C855		nsp	90M-OA000640R	ELECT CAP.	KRM 100V/10UF 5X11	CCEA2AH100TS
TR BIAS	C856		nsp	90M-OA000640R	ELECT CAP.	KRM 100V/10UF 5X11	CCEA2AH100TS
TR BIAS	C857		nsp	90M-OA000640R	ELECT CAP.	KRM 100V/10UF 5X11	CCEA2AH100TS
TR BIAS	CN81		nsp	nsp	CONN.	2P ANGLE	CJP02GB46ZY
TR BIAS	CN82		nsp	nsp	CONN.	2P ANGLE	CJP02GB46ZY
TR BIAS	CN83		nsp	nsp	CONN.	2P ANGLE	CJP02GB46ZY
TR BIAS	CN84		nsp	nsp	CONN.	2P ANGLE	CJP02GB46ZY
TR BIAS	CN85		nsp	nsp	CONN.	2P ANGLE	CJP02GB46ZY
TR BIAS	CN86		nsp	nsp	CONN.	2P ANGLE	CJP02GB46ZY
TR BIAS	CN87		nsp	nsp	CONN.	2P ANGLE	CJP02GB46ZY
TR BIAS	Q851		90M-HT800120R	90M-HT800120R	TRS.	KTC3114A	HVTKTC3114A
TR BIAS	Q852		90M-HT800120R	90M-HT800120R	TRS.	KTC3114A	HVTKTC3114A
TR BIAS	Q853		90M-HT800120R	90M-HT800120R	TRS.	KTC3114A	HVTKTC3114A
TR BIAS	Q854		90M-HT800120R	90M-HT800120R	TRS.	KTC3114A	HVTKTC3114A
TR BIAS	Q855		90M-HT800120R	90M-HT800120R	TRS.	KTC3114A	HVTKTC3114A
TR BIAS	Q856		90M-HT800120R	90M-HT800120R	TRS.	KTC3114A	HVTKTC3114A
TR BIAS	Q857		90M-HT800120R	90M-HT800120R	TRS.	KTC3114A	HVTKTC3114A
TR BIAS	R874		nsp	nsp	RES.	330 OHM 1/4W	CRG14SANCJ331T
TR BIAS	R875		nsp	nsp	RES.	330 OHM 1/4W	CRG14SANCJ331T
TR BIAS	R876		nsp	nsp	RES.	330 OHM 1/4W	CRG14SANCJ331T
TR BIAS	R877		nsp	nsp	RES.	330 OHM 1/4W	CRG14SANCJ331T
TR BIAS	R878		nsp	nsp	RES.	330 OHM 1/4W	CRG14SANCJ331T
TR BIAS	R879		nsp	nsp	RES.	330 OHM 1/4W	CRG14SANCJ331T
TR BIAS	R880		nsp	nsp	RES.	330 OHM 1/4W	CRG14SANCJ331T
TR BIAS	R882		nsp	nsp	RES.	1.2K OHM 1/4W	CRG14SANCJ122T
TR BIAS	R883		nsp	nsp	RES.	1.2K OHM 1/4W	CRG14SANCJ122T
TR BIAS	R884		nsp	nsp	RES.	1.2K OHM 1/4W	CRG14SANCJ122T
TR BIAS	R885		nsp	nsp	RES.	1.2K OHM 1/4W	CRG14SANCJ122T
TR BIAS	R886		nsp	nsp	RES.	1.2K OHM 1/4W	CRG14SANCJ122T
TR BIAS	R887		nsp	nsp	RES.	1.2K OHM 1/4W	CRG14SANCJ122T
TR BIAS	R888		nsp	nsp	RES.	1.2K OHM 1/4W	CRG14SANCJ122T
TR BIAS	VR81		90M-RA001100R	90M-RA001100R	TRIM. RES.	220 OHM	HVN1RA221B01T
TR BIAS	VR82		90M-RA001100R	90M-RA001100R	TRIM. RES.	220 OHM	HVN1RA221B01T
TR BIAS	VR83		90M-RA001100R	90M-RA001100R	TRIM. RES.	220 OHM	HVN1RA221B01T
TR BIAS	VR84		90M-RA001100R	90M-RA001100R	TRIM. RES.	220 OHM	HVN1RA221B01T
TR BIAS	VR85		90M-RA001100R	90M-RA001100R	TRIM. RES.	220 OHM	HVN1RA221B01T
TR BIAS	VR86		90M-RA001100R	90M-RA001100R	TRIM. RES.	220 OHM	HVN1RA221B01T
TR BIAS	VR87		90M-RA001100R	90M-RA001100R	TRIM. RES.	220 OHM	HVN1RA221B01T
					TRANS. PWB (CUP11994Z-4)		

NOTE "nsp" PART IS LISTED FOR REFERENCE ONLY, MARANTZ WILL NOT SUPPLY THESE PARTS

P.W.B. NAME	POS. NO.	VERS. COLOR	PART NO. (FOR EUR)	PART NO. (MZ)	PART NAME	DESCRIPTION	
TRANS	C921		nsp	nsp	FILM CAP.	0.12UF 100V J	HCQI1H124JZT
TRANS	C922		nsp	nsp	FILM CAP.	0.12UF 100V J	HCQI1H124JZT
TRANS	C923		nsp	nsp	FILM CAP.	0.12UF 100V J	HCQI1H124JZT
TRANS	C924		nsp	nsp	FILM CAP.	0.022UF 100V J	HCQI1H223JZT
TRANS	C925		nsp	nsp	FILM CAP.	0.022UF 100V J	HCQI1H223JZT
TRANS	C926		nsp	nsp	FILM CAP.	0.022UF 100V J	HCQI1H223JZT
TRANS	C927		nsp	nsp	FILM CAP.	0.022UF 100V J	HCQI1H223JZT
TRANS	C931		nsp	nsp	FILM CAP.	0.047UF 100V J	HCQI1H473JZT
TRANS	C932		nsp	nsp	FILM CAP.	0.047UF 100V J	HCQI1H473JZT
TRANS	CN20		nsp	nsp	CONN.	3P WAFER	CJP03GA90ZY
TRANS	CN93		nsp	nsp	CONN.	STRAIGHT, 3PIN	CJP03GA19ZY
TRANS	D990		nsp	90M-HD201730R	DIODE	1N4003	CVD1N4003ST
TRANS	J838		nsp	nsp	CORD	SN95/PB5, 0.6	C3A206
TRANS	J843		nsp	nsp	CORD	SN95/PB5, 0.6	C3A206
TRANS	J950		nsp	nsp	CORD	SN95/PB5, 0.6	C3A206
TRANS	R997		nsp	nsp	RES.	4.7 OHM 1/5W J	CRD20TJ4R7T
TRANS	R998		nsp	nsp	RES.	4.7 OHM 1/5W J	CRD20TJ4R7T
TRANS	▲ RL81		90M-LY000440R	90M-LY000440R	RELAY	!GB-2C-D24P	CSL4B019ZU
VIDEO PWB (CUP11996Z)							
VIDEO	C404		nsp	00MOA10505020	ELECT CAP.	1UF 50V	CCEA1HH1R0T
VIDEO	C405		nsp	00MOA10505020	ELECT CAP.	1UF 50V	CCEA1HH1R0T
VIDEO	C406		nsp	00MOA10505020	ELECT CAP.	1UF 50V	CCEA1HH1R0T
VIDEO	C410		nsp	00MOA10505020	ELECT CAP.	1UF 50V	CCEA1HH1R0T
VIDEO	C411		nsp	00MOA10505020	ELECT CAP.	1UF 50V	CCEA1HH1R0T
VIDEO	C412		nsp	00MOA10505020	ELECT CAP.	1UF 50V	CCEA1HH1R0T
VIDEO	C416		nsp	00MOA10505020	ELECT CAP.	1UF 50V	CCEA1HH1R0T
VIDEO	C417		nsp	00MOA10505020	ELECT CAP.	1UF 50V	CCEA1HH1R0T
VIDEO	C418		nsp	00MOA10505020	ELECT CAP.	1UF 50V	CCEA1HH1R0T
VIDEO	C425		nsp	00MDD95470300	CER. CAP.	47PF 50V JA	CCUS1H470JA
VIDEO	C426		nsp	00MDD95470300	CER. CAP.	47PF 50V JA	CCUS1H470JA
VIDEO	C427		nsp	00MDD95470300	CER. CAP.	47PF 50V JA	CCUS1H470JA
VIDEO	C428		nsp	00MOA10505020	ELECT CAP.	1UF 50V	CCEA1HH1R0T
VIDEO	C429		nsp	00MOA10505020	ELECT CAP.	1UF 50V	CCEA1HH1R0T
VIDEO	C430		nsp	00MOA10505020	ELECT CAP.	1UF 50V	CCEA1HH1R0T
VIDEO	C434		nsp	00MOA47701020	ELECT CAP.	470UF 10V	CCEA1AH471T
VIDEO	C435		nsp	00MDK96104300	CER. CAP.	0.1UF 50V K	CCUS1H104KC
VIDEO	C436		nsp	00MOA47701020	ELECT CAP.	470UF 10V	CCEA1AH471T
VIDEO	C437		nsp	00MDD95680300	CER. CAP.	68PF 50V JA	CCUS1H680JA
VIDEO	C438		nsp	00MDD95680300	CER. CAP.	68PF 50V JA	CCUS1H680JA
VIDEO	C439		nsp	00MDD95680300	CER. CAP.	68PF 50V JA	CCUS1H680JA
VIDEO	C440		nsp	00MOA10605020	ELECT CAP.	10UF 50V	CCEA1HH100T
VIDEO	C441		nsp	00MNN05000610	CHIP RES.	0 OHM 1/10W J	CRJ10DJ0R0T
VIDEO	C442		nsp	00MOA10605020	ELECT CAP.	10UF 50V	CCEA1HH100T
VIDEO	C443		nsp	00MOA10605020	ELECT CAP.	10UF 50V	CCEA1HH100T
VIDEO	C448		nsp	00MDD95470300	CER. CAP.	47PF 50V JA	CCUS1H470JA
VIDEO	C459		nsp	00MDK96103300	CER. CAP.	0.01UF 50V KC	CCUS1H103KC
VIDEO	C460		nsp	00MDK96102300	CER. CAP.	1000PF 50V KC	CCUS1H102KC
VIDEO	C464		nsp	00MOA10605020	ELECT CAP.	10UF 50V	CCEA1HH100T
VIDEO	C465		nsp	00MDK96103300	CER. CAP.	0.01UF 50V KC	CCUS1H103KC
VIDEO	C466		nsp	00MDK96103300	CER. CAP.	0.01UF 50V KC	CCUS1H103KC
VIDEO	C467		nsp	00MOA10701620	ELECT CAP.	100UF 16V	CCEA1CH101T
VIDEO	C468		nsp	00MOA10605020	ELECT CAP.	10UF 50V	CCEA1HH100T
VIDEO	C470		nsp	00MDK96103300	CER. CAP.	0.01UF 50V KC	CCUS1H103KC
VIDEO	C471		nsp	00MDK96103300	CER. CAP.	0.01UF 50V KC	CCUS1H103KC
VIDEO	C472		nsp	00MOA10701620	ELECT CAP.	100UF 16V	CCEA1CH101T
VIDEO	C473		nsp	00MOA10605020	ELECT CAP.	10UF 50V	CCEA1HH100T
VIDEO	C474		nsp	00MOA10605020	ELECT CAP.	10UF 50V	CCEA1HH100T
VIDEO	C475		nsp	00MDK96103300	CER. CAP.	0.01UF 50V KC	CCUS1H103KC
VIDEO	C476		nsp	00MOA10701620	ELECT CAP.	100UF 16V	CCEA1CH101T
VIDEO	C477		nsp	00MOA47505020	ELECT CAP.	4.7UF 50V	CCEA1HH4R7T
VIDEO	C479		nsp	00MOA10605020	ELECT CAP.	10UF 50V	CCEA1HH100T
VIDEO	C480		nsp	00MDK96122300	CER. CAP.	1200PF 50V KC	CCUS1H122KC
VIDEO	C481		nsp	00MOA10605020	ELECT CAP.	10UF 50V	CCEA1HH100T
VIDEO	C482		nsp	00MOA10505020	ELECT CAP.	1UF 50V	CCEA1HH1R0T
VIDEO	C483		nsp	00MDK96103300	CER. CAP.	0.01UF 50V KC	CCUS1H103KC
VIDEO	C484		nsp	00MOA10505020	ELECT CAP.	1UF 50V	CCEA1HH1R0T
VIDEO	C485		nsp	00MDD95221300	CER. CAP.	220PF 50V JA	CCUS1H221JA

NOTE *nsp* PART IS LISTED FOR REFERENCE ONLY, MARANTZ WILL NOT SUPPLY THESE PARTS

P.W.B. NAME	POS. NO.	VERS. COLOR	PART NO. (FOR EUR)	PART NO. (MZ)	PART NAME	DESCRIPTION	
VIDEO	C486		nsp	00MDK96102300	CER. CAP.	1000PF 50V KC	CCUS1H102KC
VIDEO	C487		nsp	00MDK96103300	CER. CAP.	0.01UF 50V KC	CCUS1H103KC
VIDEO	C488		nsp	00MOA10701620	ELECT CAP.	100UF 16V	CCEA1CH101T
VIDEO	C489		nsp	00MDD95220300	CER. CAP.	22PF 50V JA	CCUS1H220JA
VIDEO	C490		nsp	00MDD95220300	CER. CAP.	22PF 50V JA	CCUS1H220JA
VIDEO	C491		nsp	00MDD91100300	CER. CAP.	10PF 50V JA	CCUS1H100JA
VIDEO	C492		nsp	00MDD95300300	CER. CAP.	30PF JA 1608	CCUS1H300JA
VIDEO	C493	/L1G	nsp	00MDD95300300	CER. CAP.	30PF JA 1608	CCUS1H300JA
VIDEO	C493	/N1B	nsp	00MDD95270300	CER. CAP.	27PF 50V JA	CCUS1H270JA
VIDEO	C493	/N1G	nsp	00MDD95270300	CER. CAP.	27PF 50V JA	CCUS1H270JA
VIDEO	C493	/N1S	nsp	00MDD95270300	CER. CAP.	27PF 50V JA	CCUS1H270JA
VIDEO	C493	/U1B	nsp	00MDD95300300	CER. CAP.	30PF JA 1608	CCUS1H300JA
VIDEO	C494		nsp	00MDD95470300	CER. CAP.	47PF 50V JA	CCUS1H470JA
VIDEO	C495		nsp	00MDK96103300	CER. CAP.	0.01UF 50V KC	CCUS1H103KC
VIDEO	C496		nsp	00MDD95470300	CER. CAP.	47PF 50V JA	CCUS1H470JA
VIDEO	C497		nsp	00MOA10605020	ELECT CAP.	10UF 50V	CCEA1HH100T
VIDEO	C498		nsp	00MOA10605020	ELECT CAP.	10UF 50V	CCEA1HH100T
VIDEO	C499		nsp	00MDK96103300	CER. CAP.	0.01UF 50V KC	CCUS1H103KC
VIDEO	C500		nsp	00MDK96103300	CER. CAP.	0.01UF 50V KC	CCUS1H103KC
VIDEO	C501		nsp	00MOA10701620	ELECT CAP.	100UF 16V	CCEA1CH101T
VIDEO	C526		nsp	00MOA10505020	ELECT CAP.	1UF 50V	CCEA1HH1R0T
VIDEO	C528		nsp	00MDK96104300	CER. CAP.	0.1UF 50V K	CCUS1H104KC
VIDEO	C529		nsp	00MDK96104300	CER. CAP.	0.1UF 50V K	CCUS1H104KC
VIDEO	C530		nsp	00MDK96104300	CER. CAP.	0.1UF 50V K	CCUS1H104KC
VIDEO	C531		nsp	00MOA47602520	ELECT CAP.	47UF 25V	CCEA1EH470T
VIDEO	C532		nsp	00MDK96103300	CER. CAP.	0.01UF 50V KC	CCUS1H103KC
VIDEO	C533		nsp	00MOA10505020	ELECT CAP.	1UF 50V	CCEA1HH1R0T
VIDEO	C535		nsp	00MOA10505020	ELECT CAP.	1UF 50V	CCEA1HH1R0T
VIDEO	C538		nsp	00MOA10605020	ELECT CAP.	10UF 50V	CCEA1HH100T
VIDEO	C539		nsp	00MOA10605020	ELECT CAP.	10UF 50V	CCEA1HH100T
VIDEO	C540		nsp	00MDK96103300	CER. CAP.	0.01UF 50V KC	CCUS1H103KC
VIDEO	C541		nsp	00MOA10605020	ELECT CAP.	10UF 50V	CCEA1HH100T
VIDEO	C551		nsp	00MDD95270300	CER. CAP.	27PF 50V JA	CCUS1H270JA
VIDEO	C552		nsp	00MDD95270300	CER. CAP.	27PF 50V JA	CCUS1H270JA
VIDEO	C553		nsp	00MDD95270300	CER. CAP.	27PF 50V JA	CCUS1H270JA
VIDEO	C555		nsp	00MDD95330300	CER. CAP.	33PF 50V JA	CCUS1H330JA
VIDEO	C556		nsp	00MDD95270300	CER. CAP.	27PF 50V JA	CCUS1H270JA
VIDEO	C557		nsp	00MDD95270300	CER. CAP.	27PF 50V JA	CCUS1H270JA
VIDEO	C559		nsp	00MDK96104300	CER. CAP.	0.1UF 50V K	CCUS1H104KC
VIDEO	C560		nsp	00MOA10701620	ELECT CAP.	100UF 16V	CCEA1CH101T
VIDEO	C561		nsp	00MDK96103300	CER. CAP.	0.01UF 50V KC	CCUS1H103KC
VIDEO	C563		nsp	00MOA10701620	ELECT CAP.	100UF 16V	CCEA1CH101T
VIDEO	C564		nsp	00MDK96104300	CER. CAP.	0.1UF 50V K	CCUS1H104KC
VIDEO	C565		nsp	00MOA22701020	ELECT CAP.	220UF 10V	CCEA1AH221T
VIDEO	C566		nsp	00MOA22605020	ELECT CAP.	22UF 50V	CCEA1HH220T
VIDEO	C568		nsp	00MOA22701020	ELECT CAP.	220UF 10V	CCEA1AH221T
VIDEO	C569		nsp	00MOA22605020	ELECT CAP.	22UF 50V	CCEA1HH220T
VIDEO	C570		nsp	00MDK96104300	CER. CAP.	0.1UF 50V K	CCUS1H104KC
VIDEO	C571		nsp	00MOA10701620	ELECT CAP.	100UF 16V	CCEA1CH101T
VIDEO	C572		nsp	00MDK96104300	CER. CAP.	0.1UF 50V K	CCUS1H104KC
VIDEO	C573		nsp	00MOA22701020	ELECT CAP.	220UF 10V	CCEA1AH221T
VIDEO	C574		nsp	00MOA22605020	ELECT CAP.	22UF 50V	CCEA1HH220T
VIDEO	C575		nsp	00MOA10701620	ELECT CAP.	100UF 16V	CCEA1CH101T
VIDEO	C576		nsp	00MDK96103300	CER. CAP.	0.01UF 50V KC	CCUS1H103KC
VIDEO	C577		nsp	00MOA47602520	ELECT CAP.	47UF 25V	CCEA1EH470T
VIDEO	C578		nsp	00MDK96103300	CER. CAP.	0.01UF 50V KC	CCUS1H103KC
VIDEO	C579		nsp	00MOA22701020	ELECT CAP.	220UF 10V	CCEA1AH221T
VIDEO	C580		nsp	00MOA22605020	ELECT CAP.	22UF 50V	CCEA1HH220T
VIDEO	C581		nsp	00MOA22701020	ELECT CAP.	220UF 10V	CCEA1AH221T
VIDEO	C582		nsp	00MOA22701020	ELECT CAP.	220UF 10V	CCEA1AH221T
VIDEO	C583		nsp	00MOA10701620	ELECT CAP.	100UF 16V	CCEA1CH101T
VIDEO	C584		nsp	00MDK96103300	CER. CAP.	0.01UF 50V KC	CCUS1H103KC
VIDEO	C585		nsp	00MOA10505020	ELECT CAP.	1UF 50V	CCEA1HH1R0T
VIDEO	C586		nsp	00MOA10505020	ELECT CAP.	1UF 50V	CCEA1HH1R0T
VIDEO	C587		nsp	00MOA10505020	ELECT CAP.	1UF 50V	CCEA1HH1R0T
VIDEO	C588		nsp	00MOA10505020	ELECT CAP.	1UF 50V	CCEA1HH1R0T
VIDEO	C589		nsp	00MOA10505020	ELECT CAP.	1UF 50V	CCEA1HH1R0T

NOTE "nsp" PART IS LISTED FOR REFERENCE ONLY, MARANTZ WILL NOT SUPPLY THESE PARTS

P.W.B. NAME	POS. NO.	VERS. COLOR	PART NO. (FOR EUR)	PART NO. (MZ)	PART NAME	DESCRIPTION	
VIDEO	C590		nsp	00MOA10505020	ELECT CAP.	1UF 50V	CCEA1HH1R0T
VIDEO	C591		nsp	00MOA10505020	ELECT CAP.	1UF 50V	CCEA1HH1R0T
VIDEO	C592		nsp	00MOA22701020	ELECT CAP.	220UF 10V	CCEA1AH221T
VIDEO	C593		nsp	00MOA22701020	ELECT CAP.	220UF 10V	CCEA1AH221T
VIDEO	C594		nsp	00MOA10505020	ELECT CAP.	1UF 50V	CCEA1HH1R0T
VIDEO	C595		nsp	00MDK96104300	CER. CAP.	0.1UF 50V K	CCUS1H104KC
VIDEO	C596		nsp	00MOA10701620	ELECT CAP.	100UF 16V	CCEA1CH101T
VIDEO	C597		nsp	00MOA10505020	ELECT CAP.	1UF 50V	CCEA1HH1R0T
VIDEO	C598		nsp	00MOA22605020	ELECT CAP.	22UF 50V	CCEA1HH220T
VIDEO	C738		nsp	00MOA10605020	ELECT CAP.	10UF 50V	CCEA1HH100T
VIDEO	C739		nsp	00MOA10605020	ELECT CAP.	10UF 50V	CCEA1HH100T
VIDEO	C740		nsp	00MOA10605020	ELECT CAP.	10UF 50V	CCEA1HH100T
VIDEO	C741		nsp	00MOA10605020	ELECT CAP.	10UF 50V	CCEA1HH100T
VIDEO	C742		nsp	00MDK96103300	CER. CAP.	0.01UF 50V KC	CCUS1H103KC
VIDEO	C743		nsp	00MOA10701620	ELECT CAP.	100UF 16V	CCEA1CH101T
VIDEO	C744		nsp	00MDK96104300	CER. CAP.	0.1UF 50V K	CCUS1H104KC
VIDEO	C745		nsp	00MDK96104300	CER. CAP.	0.1UF 50V K	CCUS1H104KC
VIDEO	C746		nsp	00MOA10701620	ELECT CAP.	100UF 16V	CCEA1CH101T
VIDEO	C747		nsp	00MOA10701620	ELECT CAP.	100UF 16V	CCEA1CH101T
VIDEO	C748		nsp	00MDK96103300	CER. CAP.	0.01UF 50V KC	CCUS1H103KC
VIDEO	C749		nsp	00MOA10605020	ELECT CAP.	10UF 50V	CCEA1HH100T
VIDEO	C750		nsp	00MDK96104300	CER. CAP.	0.1UF 50V K	CCUS1H104KC
VIDEO	C751		nsp	00MOA10605020	ELECT CAP.	10UF 50V	CCEA1HH100T
VIDEO	C752		nsp	00MDK96103300	CER. CAP.	0.01UF 50V KC	CCUS1H103KC
VIDEO	C753		nsp	00MOA10605020	ELECT CAP.	10UF 50V	CCEA1HH100T
VIDEO	C754		nsp	00MDK96103300	CER. CAP.	0.01UF 50V KC	CCUS1H103KC
VIDEO	C755	/N1B	nsp	00MDD91080300	CER. CAP.	8PF 50V	CCUS1H080DA
VIDEO	C755	/N1G	nsp	00MDD91080300	CER. CAP.	8PF 50V	CCUS1H080DA
VIDEO	C755	/N1S	nsp	00MDD91080300	CER. CAP.	8PF 50V	CCUS1H080DA
VIDEO	C756		nsp	00MDD91100300	CER. CAP.	10PF 50V JA	CCUS1H100JA
VIDEO	C757		nsp	90M-DK900110R	CER. CAP.	0.22UF 16V	CCUS1C224KC
VIDEO	C758		nsp	00MDK96222300	CER. CAP.	2200PF 50V KC	CCUS1H222KC
VIDEO	C759		nsp	00MDK96103300	CER. CAP.	0.01UF 50V KC	CCUS1H103KC
VIDEO	C760		nsp	00MOA22505020	ELECT CAP.	2.2UF 50V	CCEA1HH2R2T
VIDEO	C761		nsp	00MDK96104300	CER. CAP.	0.1UF 50V K	CCUS1H104KC
VIDEO	C762		nsp	00MDK98223300	CER. CAP.	0.022UF 50V KC	CCUS1H223KC
VIDEO	C763		nsp	00MOA22505020	ELECT CAP.	2.2UF 50V	CCEA1HH2R2T
VIDEO	C764		nsp	00MOA47602520	ELECT CAP.	47UF 25V	CCEA1EH470T
VIDEO	C765		nsp	00MDK96103300	CER. CAP.	0.01UF 50V KC	CCUS1H103KC
VIDEO	C768		nsp	00MDK96104300	CER. CAP.	0.1UF 50V K	CCUS1H104KC
VIDEO	C769		nsp	00MDK96104300	CER. CAP.	0.1UF 50V K	CCUS1H104KC
VIDEO	C770		nsp	00MDK96104300	CER. CAP.	0.1UF 50V K	CCUS1H104KC
VIDEO	C771		nsp	00MDK96104300	CER. CAP.	0.1UF 50V K	CCUS1H104KC
VIDEO	C772		nsp	00MDK96104300	CER. CAP.	0.1UF 50V K	CCUS1H104KC
VIDEO	C773		nsp	00MDK96104300	CER. CAP.	0.1UF 50V K	CCUS1H104KC
VIDEO	C774		nsp	00MOA10605020	ELECT CAP.	10UF 50V	CCEA1HH100T
VIDEO	CN24		nsp	nsp	CONN.	5P STRAIGHT	CJP05GA19ZY
VIDEO	CN41		nsp	nsp	CONN.	5P WAFER YMW025-05R	CJP05GA01ZY
VIDEO	CN43		nsp	nsp	CONN.	21P FPC WAFER	CJP21GA117ZY
VIDEO	CN44		nsp	nsp	CONN.	5P STRAIGHT	CJP05GA19ZY
VIDEO	CN45	/L1G	nsp	nsp	CONN.	15P CARD CABLE	CJP15GA115ZY
VIDEO	CN45	/N1B	nsp	nsp	CONN.	17P WAFER CARD CABLE	CJP17GA115ZY
VIDEO	CN45	/N1G	nsp	nsp	CONN.	17P WAFER CARD CABLE	CJP17GA115ZY
VIDEO	CN45	/N1S	nsp	nsp	CONN.	17P WAFER CARD CABLE	CJP17GA115ZY
VIDEO	CN45	/U1B	nsp	nsp	CONN.	15P CARD CABLE	CJP15GA115ZY
VIDEO	D401		00MHZ21303210	00MHZ21303210	DIODE	1SS355	CVD1SS355T
VIDEO	D402		00MHZ21303210	00MHZ21303210	DIODE	1SS355	CVD1SS355T
VIDEO	D403		00MHZ21303210	00MHZ21303210	DIODE	1SS355	CVD1SS355T
VIDEO	D404		00MHZ21303210	00MHZ21303210	DIODE	1SS355	CVD1SS355T
VIDEO	D407		00MHZ21303210	00MHZ21303210	DIODE	1SS355	CVD1SS355T
VIDEO	D408		nsp	90M-HD201750R	DIODE	1N4003	CVD1N4003SRT
VIDEO	IC41		90M-HC110080R	90M-HC110080R	IC	AN15881AV	CVIAN15881AVT
VIDEO	IC42		90M-HC400090R	90M-HC400090R	IC	M74HC4051RM13TR/SOP	CVIM74HC4051RM13TR
VIDEO	IC44		00MHC10224090	00MHC10224090	IC	NJM2535M	CVINJM2535MTE1
VIDEO	IC45		00MHC10077090	00MHC10077090	IC	NJM2264M	CVINJM2264MTE1
VIDEO	IC46		90M-HC109820R	90M-HC109820R	IC	NJM2244M	HVINJM2244MTE1
VIDEO	IC47		90M-HC109810R	90M-HC109810R	IC	LC74781M9017	HVILC74781M9017

NOTE *nsp* PART IS LISTED FOR REFERENCE ONLY, MARANTZ WILL NOT SUPPLY THESE PARTS

P.W.B. NAME	POS. NO.	VERS. COLOR	PART NO. (FOR EUR)	PART NO. (MZ)	PART NAME	DESCRIPTION	
VIDEO	IC48		90M-HC109820R	90M-HC109820R	IC	NJM2244M	HVINJM2244MTE1
VIDEO	IC49		00MHC3890599F	00MHC3890599F	IC	KIA7805API	HVIKIA7805API
VIDEO	IC54		90M-HC400060R	90M-HC400060R	IC	TC74HC4094AFN	HVITC74HC4094FN
VIDEO	IC72		90M-HC108830R	90M-HC108830R	IC	NJM2285M	HVINJM2285MTE1
VIDEO	IC73		90M-HC108850R	90M-HC108850R	IC	R59-4174	HVIMM1511XNRE
VIDEO	IC74		90M-HC108810R	90M-HC108810R	IC	TA1270BF	HVITA1270BF
VIDEO	IC75		00MHC3890999F	00MHC3890999F	IC	KIA7809API	HVIKIA7809API
VIDEO	JK41		90M-YT005400R	90M-YT005400R	TERMINAL	S-VIDEO CVBS JACK	CJJ9P003Z
VIDEO	JK42		90M-YT005400R	90M-YT005400R	TERMINAL	S-VIDEO CVBS JACK	CJJ9P003Z
VIDEO	JK43		90M-YT005400R	90M-YT005400R	TERMINAL	S-VIDEO CVBS JACK	CJJ9P003Z
VIDEO	JK47		90M-YT004300R	90M-YT004300R	TERMINAL	JACK BOARD 6P G/B/R SILVER	CJJ4R045Z
VIDEO	JK48		90M-YT004300R	90M-YT004300R	TERMINAL	JACK BOARD 6P G/B/R SILVER	CJJ4R045Z
VIDEO	L401		00MLC13330140	00MLC13330140	COIL	33UH	HLQ02C330KT
VIDEO	Q401		90M-HT600050R	90M-HT600050R	TRS.	KTA2014GR	HVTKTA2014GR
VIDEO	Q402		90M-HX600010R	90M-HX600010R	CHIP TRS.	KRA102S	HVTKRA102S
VIDEO	Q403		90M-HT800110R	90M-HT800110R	TRS.	KTC4075GR	HVTKTC4075GR
VIDEO	Q404		90M-HT800110R	90M-HT800110R	TRS.	KTC4075GR	HVTKTC4075GR
VIDEO	Q405	/N1B	90M-HX800090R	90M-HX800090R	CHIP TRS.	KRC111S	HVTKRC111S
VIDEO	Q405	/N1G	90M-HX800090R	90M-HX800090R	CHIP TRS.	KRC111S	HVTKRC111S
VIDEO	Q405	/N1S	90M-HX800090R	90M-HX800090R	CHIP TRS.	KRC111S	HVTKRC111S
VIDEO	Q406	/N1B	00MHT805501B0	00MHT805501B0	TRS.	KTC2874B	HVTKTC2874BT
VIDEO	Q406	/N1G	00MHT805501B0	00MHT805501B0	TRS.	KTC2874B	HVTKTC2874BT
VIDEO	Q406	/N1S	00MHT805501B0	00MHT805501B0	TRS.	KTC2874B	HVTKTC2874BT
VIDEO	Q407	/N1B	90M-HX600010R	90M-HX600010R	CHIP TRS.	KRA102S	HVTKRA102S
VIDEO	Q407	/N1G	90M-HX600010R	90M-HX600010R	CHIP TRS.	KRA102S	HVTKRA102S
VIDEO	Q407	/N1S	90M-HX600010R	90M-HX600010R	CHIP TRS.	KRA102S	HVTKRA102S
VIDEO	Q408		90M-HT800110R	90M-HT800110R	TRS.	KTC4075GR	HVTKTC4075GR
VIDEO	Q409		90M-HX800010R	90M-HX800010R	CHIP TRS.	KRC102S	HVTKRC102S
VIDEO	Q410		90M-HT800110R	90M-HT800110R	TRS.	KTC4075GR	HVTKTC4075GR
VIDEO	Q411		90M-HT800110R	90M-HT800110R	TRS.	KTC4075GR	HVTKTC4075GR
VIDEO	Q412		90M-HT800110R	90M-HT800110R	TRS.	KTC4075GR	HVTKTC4075GR
VIDEO	Q413		90M-HT800110R	90M-HT800110R	TRS.	KTC4075GR	HVTKTC4075GR
VIDEO	Q414		90M-HT800110R	90M-HT800110R	TRS.	KTC4075GR	HVTKTC4075GR
VIDEO	Q422		90M-HX600010R	90M-HX600010R	CHIP TRS.	KRA102S	HVTKRA102S
VIDEO	Q425		90M-HT800110R	90M-HT800110R	TRS.	KTC4075GR	HVTKTC4075GR
VIDEO	Q426		90M-HT600050R	90M-HT600050R	TRS.	KTA2014GR	HVTKTA2014GR
VIDEO	Q711		90M-HT600050R	90M-HT600050R	TRS.	KTA2014GR	HVTKTA2014GR
VIDEO	Q712		90M-HT600050R	90M-HT600050R	TRS.	KTA2014GR	HVTKTA2014GR
VIDEO	R401		nsp	00MNN05750610	CHIP RES.	75 OHM 1/10W J	CRJ10DJ750T
VIDEO	R402		nsp	00MNN05000610	CHIP RES.	0 OHM 1/10W J	CRJ10DJ0R0T
VIDEO	R403		nsp	00MNN05750610	CHIP RES.	75 OHM 1/10W J	CRJ10DJ750T
VIDEO	R404		nsp	00MNN05000610	CHIP RES.	0 OHM 1/10W J	CRJ10DJ0R0T
VIDEO	R405		nsp	00MNN05750610	CHIP RES.	75 OHM 1/10W J	CRJ10DJ750T
VIDEO	R406		nsp	00MNN05000610	CHIP RES.	0 OHM 1/10W J	CRJ10DJ0R0T
VIDEO	R407		nsp	00MNN05750610	CHIP RES.	75 OHM 1/10W J	CRJ10DJ750T
VIDEO	R408		nsp	00MNN05000610	CHIP RES.	0 OHM 1/10W J	CRJ10DJ0R0T
VIDEO	R409		nsp	00MNN05750610	CHIP RES.	75 OHM 1/10W J	CRJ10DJ750T
VIDEO	R410		nsp	00MNN05000610	CHIP RES.	0 OHM 1/10W J	CRJ10DJ0R0T
VIDEO	R411		nsp	00MNN05750610	CHIP RES.	75 OHM 1/10W J	CRJ10DJ750T
VIDEO	R412		nsp	00MNN05000610	CHIP RES.	0 OHM 1/10W J	CRJ10DJ0R0T
VIDEO	R413		nsp	00MNN05750610	CHIP RES.	75 OHM 1/10W J	CRJ10DJ750T
VIDEO	R414		nsp	00MNN05000610	CHIP RES.	0 OHM 1/10W J	CRJ10DJ0R0T
VIDEO	R415		nsp	00MNN05750610	CHIP RES.	75 OHM 1/10W J	CRJ10DJ750T
VIDEO	R416		nsp	00MNN05000610	CHIP RES.	0 OHM 1/10W J	CRJ10DJ0R0T
VIDEO	R417		nsp	00MNN05750610	CHIP RES.	75 OHM 1/10W J	CRJ10DJ750T
VIDEO	R418		nsp	00MNN05000610	CHIP RES.	0 OHM 1/10W J	CRJ10DJ0R0T
VIDEO	R419		nsp	00MNN05750610	CHIP RES.	75 OHM 1/10W J	CRJ10DJ750T
VIDEO	R420		nsp	00MNN05750610	CHIP RES.	75 OHM 1/10W J	CRJ10DJ750T
VIDEO	R421		nsp	00MNN05750610	CHIP RES.	75 OHM 1/10W J	CRJ10DJ750T
VIDEO	R422		nsp	00MNN05750610	CHIP RES.	75 OHM 1/10W J	CRJ10DJ750T
VIDEO	R423		nsp	00MNN05000610	CHIP RES.	0 OHM 1/10W J	CRJ10DJ0R0T
VIDEO	R424		nsp	00MNN05750610	CHIP RES.	75 OHM 1/10W J	CRJ10DJ750T
VIDEO	R425		nsp	00MNN05000610	CHIP RES.	0 OHM 1/10W J	CRJ10DJ0R0T
VIDEO	R426		nsp	00MNN05750610	CHIP RES.	75 OHM 1/10W J	CRJ10DJ750T
VIDEO	R427		nsp	00MNN05000610	CHIP RES.	0 OHM 1/10W J	CRJ10DJ0R0T
VIDEO	R428		nsp	00MNN05750610	CHIP RES.	75 OHM 1/10W J	CRJ10DJ750T
VIDEO	R429		nsp	00MNN05750610	CHIP RES.	75 OHM 1/10W J	CRJ10DJ750T

NOTE "nsp" PART IS LISTED FOR REFERENCE ONLY, MARANTZ WILL NOT SUPPLY THESE PARTS

P.W.B. NAME	POS. NO.	VERS. COLOR	PART NO. (FOR EUR)	PART NO. (MZ)	PART NAME	DESCRIPTION	
VIDEO	R430		nsp	00MNN05750610	CHIP RES.	75 OHM 1/10W J	CRJ10DJ750T
VIDEO	R431		nsp	00MNN05224610	CHIP RES.	220K OHM 1/10W J	CRJ10DJ224T
VIDEO	R432		nsp	00MNN05100610	CHIP RES.	10 OHM 1/10W J	CRJ10DJ100T
VIDEO	R433		nsp	00MNN05221610	CHIP RES.	220 OHM 1/10W J	CRJ10DJ221T
VIDEO	R434		nsp	00MNN05103610	CHIP RES.	10K OHM 1/10W J	CRJ10DJ103T
VIDEO	R435		nsp	00MNN05750610	CHIP RES.	75 OHM 1/10W J	CRJ10DJ750T
VIDEO	R438		nsp	00MNN05103610	CHIP RES.	10K OHM 1/10W J	CRJ10DJ103T
VIDEO	R439		nsp	00MNN05103610	CHIP RES.	10K OHM 1/10W J	CRJ10DJ103T
VIDEO	R440		nsp	00MNN05101610	CHIP RES.	100 OHM 1/10W J	CRJ10DJ101T
VIDEO	R443		nsp	00MNN05103610	CHIP RES.	10K OHM 1/10W J	CRJ10DJ103T
VIDEO	R444		nsp	00MNN05105610	CHIP RES.	1M OHM 1/10W J	CRJ10DJ105T
VIDEO	R445		nsp	00MNN05105610	CHIP RES.	1M OHM 1/10W J	CRJ10DJ105T
VIDEO	R446		nsp	00MNN05105610	CHIP RES.	1M OHM 1/10W J	CRJ10DJ105T
VIDEO	R447		nsp	00MNN05104610	CHIP RES.	100K OHM 1/10W J	CRJ10DJ104T
VIDEO	R448		nsp	00MNN05153610	CHIP RES.	15K OHM 1/10W J	CRJ10DJ153T
VIDEO	R449		nsp	00MNN05103610	CHIP RES.	10K OHM 1/10W J	CRJ10DJ103T
VIDEO	R450		nsp	00MNN05471610	CHIP RES.	470 OHM 1/10W J	CRJ10DJ471T
VIDEO	R451		nsp	00MNN05221610	CHIP RES.	220 OHM 1/10W J	CRJ10DJ221T
VIDEO	R452		nsp	00MNN05104610	CHIP RES.	100K OHM 1/10W J	CRJ10DJ104T
VIDEO	R453		nsp	00MNN05472610	CHIP RES.	4.7K OHM 1/10W J	CRJ10DJ472T
VIDEO	R454		nsp	00MNN05000610	CHIP RES.	0 OHM 1/10W J	CRJ10DJ0R0T
VIDEO	R455		nsp	00MNN05105610	CHIP RES.	1M OHM 1/10W J	CRJ10DJ105T
VIDEO	R456	/L1G	nsp	00MNN05000610	CHIP RES.	0 OHM 1/10W J	CRJ10DJ0R0T
VIDEO	R456	/U1B	nsp	00MNN05000610	CHIP RES.	0 OHM 1/10W J	CRJ10DJ0R0T
VIDEO	R457		nsp	00MNN05101610	CHIP RES.	100 OHM 1/10W J	CRJ10DJ101T
VIDEO	R459		nsp	00MNN05103610	CHIP RES.	10K OHM 1/10W J	CRJ10DJ103T
VIDEO	R460		nsp	00MNN05221610	CHIP RES.	220 OHM 1/10W J	CRJ10DJ221T
VIDEO	R461		nsp	00MNN05000610	CHIP RES.	0 OHM 1/10W J	CRJ10DJ0R0T
VIDEO	R462		nsp	00MNN05750610	CHIP RES.	75 OHM 1/10W J	CRJ10DJ750T
VIDEO	R463		nsp	00MNN05472610	CHIP RES.	4.7K OHM 1/10W J	CRJ10DJ472T
VIDEO	R464		nsp	00MNN05103610	CHIP RES.	10K OHM 1/10W J	CRJ10DJ103T
VIDEO	R465		nsp	00MNN05102610	CHIP RES.	1K OHM 1/10W J	CRJ10DJ102T
VIDEO	R466		nsp	00MNN05560610	CHIP RES.	56 OHM 1/10W J	CRJ10DJ560T
VIDEO	R467		nsp	00MNN05102610	CHIP RES.	1K OHM 1/10W J	CRJ10DJ102T
VIDEO	R468		nsp	00MNN05103610	CHIP RES.	10K OHM 1/10W J	CRJ10DJ103T
VIDEO	R469		nsp	00MNN05102610	CHIP RES.	1K OHM 1/10W J	CRJ10DJ102T
VIDEO	R470		nsp	00MNN05105610	CHIP RES.	1M OHM 1/10W J	CRJ10DJ105T
VIDEO	R471		nsp	00MNN05105610	CHIP RES.	1M OHM 1/10W J	CRJ10DJ105T
VIDEO	R472		nsp	00MNN05105610	CHIP RES.	1M OHM 1/10W J	CRJ10DJ105T
VIDEO	R473		nsp	00MNN05332610	CHIP RES.	3.3K OHM 1/10W J	CRJ10DJ332T
VIDEO	R474		nsp	00MNN05332610	CHIP RES.	3.3K OHM 1/10W J	CRJ10DJ332T
VIDEO	R475		nsp	00MNN05105610	CHIP RES.	1M OHM 1/10W J	CRJ10DJ105T
VIDEO	R476		nsp	00MNN05332610	CHIP RES.	3.3K OHM 1/10W J	CRJ10DJ332T
VIDEO	R477		nsp	00MNN05332610	CHIP RES.	3.3K OHM 1/10W J	CRJ10DJ332T
VIDEO	R478		nsp	00MNN05105610	CHIP RES.	1M OHM 1/10W J	CRJ10DJ105T
VIDEO	R479		nsp	00MNN05105610	CHIP RES.	1M OHM 1/10W J	CRJ10DJ105T
VIDEO	R480		nsp	00MNN05105610	CHIP RES.	1M OHM 1/10W J	CRJ10DJ105T
VIDEO	R481		nsp	00MNN05103610	CHIP RES.	10K OHM 1/10W J	CRJ10DJ103T
VIDEO	R482		nsp	00MNN05101610	CHIP RES.	100 OHM 1/10W J	CRJ10DJ101T
VIDEO	R501		nsp	00MNN05474610	CHIP RES.	470K OHM 1/10W J	CRJ10DJ474T
VIDEO	R502		nsp	00MNN05103610	CHIP RES.	10K OHM 1/10W J	CRJ10DJ103T
VIDEO	R503		nsp	00MNN05222610	CHIP RES.	2.2K OHM 1/10W J	CRJ10DJ222T
VIDEO	R504		nsp	00MNN05474610	CHIP RES.	470K OHM 1/10W J	CRJ10DJ474T
VIDEO	R505		nsp	00MNN05103610	CHIP RES.	10K OHM 1/10W J	CRJ10DJ103T
VIDEO	R506		nsp	00MNN05222610	CHIP RES.	2.2K OHM 1/10W J	CRJ10DJ222T
VIDEO	R507		nsp	00MNN05474610	CHIP RES.	470K OHM 1/10W J	CRJ10DJ474T
VIDEO	R508		nsp	00MNN05103610	CHIP RES.	10K OHM 1/10W J	CRJ10DJ103T
VIDEO	R509		nsp	00MNN05222610	CHIP RES.	2.2K OHM 1/10W J	CRJ10DJ222T
VIDEO	R531		nsp	00MNN05123610	CHIP RES.	12K OHM 1/10W J	CRJ10DJ123T
VIDEO	R532		nsp	00MNN05103610	CHIP RES.	10K OHM 1/10W J	CRJ10DJ103T
VIDEO	R533		nsp	00MNN05471610	CHIP RES.	470 OHM 1/10W J	CRJ10DJ471T
VIDEO	R534		nsp	00MNN05471610	CHIP RES.	470 OHM 1/10W J	CRJ10DJ471T
VIDEO	R535		nsp	00MNN05471610	CHIP RES.	470 OHM 1/10W J	CRJ10DJ471T
VIDEO	R536		nsp	00MNN05103610	CHIP RES.	10K OHM 1/10W J	CRJ10DJ103T
VIDEO	R537		nsp	00MNN05750610	CHIP RES.	75 OHM 1/10W J	CRJ10DJ750T
VIDEO	R538		nsp	00MNN05750610	CHIP RES.	75 OHM 1/10W J	CRJ10DJ750T
VIDEO	R539		nsp	00MNN05750610	CHIP RES.	75 OHM 1/10W J	CRJ10DJ750T

NOTE *nsp* PART IS LISTED FOR REFERENCE ONLY, MARANTZ WILL NOT SUPPLY THESE PARTS

P.W.B. NAME	POS. NO.	VERS. COLOR	PART NO. (FOR EUR)	PART NO. (MZ)	PART NAME	DESCRIPTION	
VIDEO	R540		nsp	00MNN05750610	CHIP RES.	75 OHM 1/10W J	CRJ10DJ750T
VIDEO	R541		nsp	00MNN05750610	CHIP RES.	75 OHM 1/10W J	CRJ10DJ750T
VIDEO	R542		nsp	00MNN05750610	CHIP RES.	75 OHM 1/10W J	CRJ10DJ750T
VIDEO	R543		nsp	00MNN05750610	CHIP RES.	75 OHM 1/10W J	CRJ10DJ750T
VIDEO	R544		nsp	00MNN05750610	CHIP RES.	75 OHM 1/10W J	CRJ10DJ750T
VIDEO	R545		nsp	00MNN05750610	CHIP RES.	75 OHM 1/10W J	CRJ10DJ750T
VIDEO	R546		nsp	00MNN05750610	CHIP RES.	75 OHM 1/10W J	CRJ10DJ750T
VIDEO	R547		nsp	00MNN05750610	CHIP RES.	75 OHM 1/10W J	CRJ10DJ750T
VIDEO	R548		nsp	00MNN05750610	CHIP RES.	75 OHM 1/10W J	CRJ10DJ750T
VIDEO	R556		nsp	00MNN05472610	CHIP RES.	4.7K OHM 1/10W J	CRJ10DJ472T
VIDEO	R557		nsp	00MNN05472610	CHIP RES.	4.7K OHM 1/10W J	CRJ10DJ472T
VIDEO	R585		nsp	00MNN05101610	CHIP RES.	100 OHM 1/10W J	CRJ10DJ101T
VIDEO	R586		nsp	00MNN05101610	CHIP RES.	100 OHM 1/10W J	CRJ10DJ101T
VIDEO	R587		nsp	00MNN05750610	CHIP RES.	75 OHM 1/10W J	CRJ10DJ750T
VIDEO	R588		nsp	00MNN05750610	CHIP RES.	75 OHM 1/10W J	CRJ10DJ750T
VIDEO	R589		nsp	00MNN05103610	CHIP RES.	10K OHM 1/10W J	CRJ10DJ103T
VIDEO	R590		nsp	00MNN05103610	CHIP RES.	10K OHM 1/10W J	CRJ10DJ103T
VIDEO	R733		nsp	00MNN05105610	CHIP RES.	1M OHM 1/10W J	CRJ10DJ105T
VIDEO	R734		nsp	00MNN05105610	CHIP RES.	1M OHM 1/10W J	CRJ10DJ105T
VIDEO	R735		nsp	00MNN05105610	CHIP RES.	1M OHM 1/10W J	CRJ10DJ105T
VIDEO	R736		nsp	00MNN05105610	CHIP RES.	1M OHM 1/10W J	CRJ10DJ105T
VIDEO	R737		nsp	00MNN05102610	CHIP RES.	1K OHM 1/10W J	CRJ10DJ102T
VIDEO	R738		nsp	00MNN05112610	CHIP RES.	1.1K OHM 1/10W J	CRJ10DJ112T
VIDEO	R739		nsp	00MNN05182610	CHIP RES.	1.8K OHM 1/10W J	CRJ10DJ182T
VIDEO	R740		nsp	00MNN05000610	CHIP RES.	0 OHM 1/10W J	CRJ10DJ0R0T
VIDEO	R741		nsp	00MNN05102610	CHIP RES.	1K OHM 1/10W J	CRJ10DJ102T
VIDEO	R742		nsp	00MNN05102610	CHIP RES.	1K OHM 1/10W J	CRJ10DJ102T
VIDEO	R743		nsp	00MNN05182610	CHIP RES.	1.8K OHM 1/10W J	CRJ10DJ182T
VIDEO	R744		nsp	00MNN05000610	CHIP RES.	0 OHM 1/10W J	CRJ10DJ0R0T
VIDEO	R745		nsp	00MNN05333610	CHIP RES.	33K OHM 1/10W J	CRJ10DJ333T
VIDEO	R746		nsp	00MNN05332610	CHIP RES.	3.3K OHM 1/10W J	CRJ10DJ332T
VIDEO	R747		nsp	00MNN05331610	CHIP RES.	330 OHM 1/10W J	CRJ10DJ331T
VIDEO	R748		nsp	00MNN05101610	CHIP RES.	100 OHM 1/10W J	CRJ10DJ101T
VIDEO	R749		nsp	00MNN05101610	CHIP RES.	100 OHM 1/10W J	CRJ10DJ101T
VIDEO	X401		90M-JX001080R	90M-JX001080R	X'TAL	14M318	HOX14318D220F
VIDEO	X402	/N1B	90M-JX001090R	90M-JX001090R	X'TAL	17M318	HOX17744D220F
VIDEO	X402	/N1G	90M-JX001090R	90M-JX001090R	X'TAL	17M318	HOX17744D220F
VIDEO	X402	/N1S	90M-JX001090R	90M-JX001090R	X'TAL	17M318	HOX17744D220F
VIDEO	X701	/N1B	90M-JX001400R	90M-JX001400R	X'TAL	HC-49/U 12PF 4.433619MHZ	COX04433D120TF
VIDEO	X701	/N1G	90M-JX001400R	90M-JX001400R	X'TAL	HC-49/U 12PF 4.433619MHZ	COX04433D120TF
VIDEO	X701	/N1S	90M-JX001400R	90M-JX001400R	X'TAL	HC-49/U 12PF 4.433619MHZ	COX04433D120TF
VIDEO	X702		90M-JX001220R	90M-JX001220R	X'TAL	3.57MHZ	H2OX03579D140TF
VIDEO	X703		90M-FQ000580R	90M-FQ000580R	CER. VIB.	CERAMINC RESONATOR	HVFC5BLA503KECZ

NOTE "nsp" PART IS LISTED FOR REFERENCE ONLY, MARANTZ WILL NOT SUPPLY THESE PARTS

14. ABOUT REPLACE THE MICROPROCESSOR WITH A NEW ONE

When replaced of the U-PRO (Microprocessor) or the Flash ROM, confirm contents of the following.

PWB Name	Pos. No.	Description	After replaced	Remark
INPUT	IC11	HD64F2505 SR4002	B	
INPUT	IC40	M29W400DT70N SR4002	B	

After replaced

A : Mask ROM (With software). No need write-in of software to the microprocessor.

B : Flash ROM (With software). Usually, no need write-in of software. But, when the software was updated, you should be write-in of the new software to the microprocessor or flash ROM. Please check the software version.

C : Empty Flash ROM (Without software). You should be write-in of the software to the microprocessor or flash ROM. Refer to "Update procedure" or "writing procedure", when you should be write-in the software.

マイコン等を交換した場合の対応について

U-PRO(マイコン)およびFlash ROM等を交換した場合の対応方法を下記の記載します。

PWB Name	Pos. No.	Description	交換時の対応	備考
INPUT	IC11	HD64F2505 SR4002	B	
INPUT	IC40	M29W400DT70N SR4002	B	

交換時の対応

A : Mask ROM (ソフトウェア書き込み済み) 交換時にソフトウェアの書き込みは必要ありません。

B : Flash ROM (ソフトウェア書き込み済み) バージョンアップにより交換時にソフトウェアの書き換えが必要な場合があります。バージョンの確認をしてください。

C : 空ROM (Flash ROM) 交換時必ずソフトウェアの書き込みが必要になります。Update、書き込み方法を参照してください。