

Service Manual

SR5003 /F B/N1B/U1B

/K1SG/N1SG

AV Surround Receiver

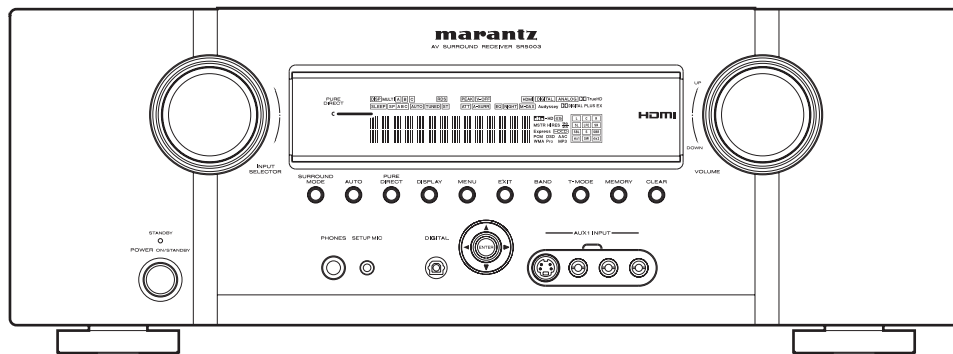


TABLE OF CONTENTS

SECTION	PAGE
1. TECHNICAL SPECIFICATIONS	1
2. TECHNICAL DESCRIPTION	6
3. POWER AMPLIFIER ADJUSTMENT.....	8
4. SERVICE MODE.....	9
5. SYSTEM ERROR	11
6. DUAL BACKUP MEMORY	15
7. WRITING AND UPDATE SOFTWARE.....	16
Mode 1 : Update/Download MAIN CPU's software to internal Flash-ROM.....	17
Mode 2 : Update/Download DSP's software to Flash-ROM.....	23
Mode 3 : Update/Download HDMI CPU's software to internal Flash-ROM	29
8. WIRING DIAGRAM	37
9. BLOCK DIAGRAM	39
10. SCHEMATIC DIAGRAM.....	43
11. PARTS LOCATION.....	69
12. EXPLODED VIEW AND PARTS LIST	91
13. MICROPROCESSOR AND IC DATA.....	96
14. ELECTRICAL PARTS LIST	125
15. ABOUT REPLACE THE MICROPROCESSOR WITH A NEW ONE.....	185

Please use this service manual with referring to the user guide (D.F.U.) without fail.

修理の際は、必ず取扱説明書を準備し操作方法を確認の上作業を行ってください。

marantz®

SR5003

Part no. 90M07DW855010

First Issue 2008.09

MZ

MARANTZ DESIGN AND SERVICE

Using superior design and selected high grade components, **MARANTZ** company has created the ultimate in stereo sound. Only original **MARANTZ** parts can insure that your **MARANTZ** product will continue to perform to the specifications for which it is famous.

Parts for your **MARANTZ** equipment are generally available to our National Marantz Subsidiary or Agent.

ORDERING PARTS :

Parts can be ordered either by mail or by Fax.. In both cases, the correct part number has to be specified.

The following information must be supplied to eliminate delays in processing your order :

1. Complete address
2. Complete part numbers and quantities required
3. Description of parts
4. Model number for which part is required
5. Way of shipment
6. Signature : any order form or Fax. must be signed, otherwise such part order will be considered as null and void.

USA

MARANTZ AMERICA, INC
100 CORPORATE DRIVE
MAHWAH, NEW JERSEY 07430
USA

EUROPE / TRADING

D&M EUROPE B. V.
P. O. BOX 8744, BUILDING SILVERPOINT
BEEMDSTRAAT 11, 5653 MA EINDHOVEN
THE NETHERLANDS
PHONE : +31 - 40 - 2507844
FAX : +31 - 40 - 2507860

CANADA

D&M Canada Inc.
5-505 APPLE CREEK BLVD.
MARKHAM, ONTARIO L3R 5B1
CANADA
PHONE : 905 - 415 - 9292
FAX : 905 - 475 - 4159

JAPAN

D&M Holdings Inc.
D&M BUILDING, 2-1 NISSHIN-CHO,
KAWASAKI-KU, KAWASAKI-SHI,
KANAGAWA, 210-8569 JAPAN

株式会社 ディーアンドエムホールディングス
本社 〒210-8569
神奈川県川崎市川崎区日進町2-1 D&Mビル



KOREA

D&M SALES AND MARKETING KOREA LTD.
CHUNG JIN B/D., #1001,
53-5, WONHYORO 3 GA, YONGSAN-GU,
SEOUL, 140-719, KOREA
PHONE : +82 - 2 - 323 - 2155
FAX : +82 - 2 - 323 - 2154


CHINA

D&M SALES AND MARKETING SHANGHAI LTD.
ROOM.808 SHANGHAI AIRPORT CITY TERMINAL
NO.1600 NANJING (WEST) ROAD, SHANGHAI,
CHINA. 200040
TEL : 021 - 6248 - 5151
FAX : 021 - 6248 - 4434

NOTE ON SAFETY :

Symbol  Fire or electrical shock hazard. Only original parts should be used to replaced any part marked with symbol  . Any other component substitution (other than original type), may increase risk of fire or electrical shock hazard.

安全上の注意 :

 がついている部品は、安全上重要な部品です。必ず指定されている部品番号のものを使用して下さい。

SHOCK, FIRE HAZARD SERVICE TEST :

CAUTION : After servicing this appliance and prior to returning to customer, measure the resistance between either primary AC cord connector pins (with unit NOT connected to AC mains and its Power switch ON), and the face or Front Panel of product and controls and chassis bottom.

Any resistance measurement less than 1 Megohms should cause unit to be repaired or corrected before AC power is applied, and verified before it is return to the user/customer.

Ref. UL Standard No. 60065.

In case of difficulties, do not hesitate to contact the Technical Department at above mentioned address.

1. TECHNICAL SPECIFICATIONS

FM TUNER SECTION

Frequency Range..... 76.0 - 90.0 MHz [/F]
 87.5 - 108.0 MHz [/K/N/U]
 Usable SensitivityIHF 1.8 μV/16.4 dBf
 Signal to Noise Ratio..... Mono/Stereo 75/70 dB
 Distortion..... Mono/Stereo 0.2/0.3 %
 Stereo Separation 1 kHz 45 dB
 Alternate Channel Selectivity..... ± 300 kHz 60 dB [/F/K/N]
 ± 400 kHz 60 dB [/U]
 Image Rejection83.0 MHz 50 dB [/F]
 98 MHz 70 dB [/K/N]
 98.1 MHz 70 dB [/U]
 Tuner Output Level..... 1 kHz, ± 40 kHz Dev 500 mV [/K/N]
 1 kHz, ± 75 kHz Dev 800 mV [/F/U]

AM TUNER SECTION

Frequency Range.....531 - 1602 kHz [/F/K/N]
 530 - 1710 kHz [/U]
 Signal to Noise Ratio..... 50 dB
 Usable Sensitivity..... Loop 400 μV/m
 Distortion.....400Hz, 30 % Mod. 0.5 %
 Selectivity..... ± 18 kHz 70 dB [/F/K/N]
 ± 20 kHz 70 dB [U]

HDMI SECTION

Version..... 1.3a [INPUT]
 1.3a [OUTPUT]

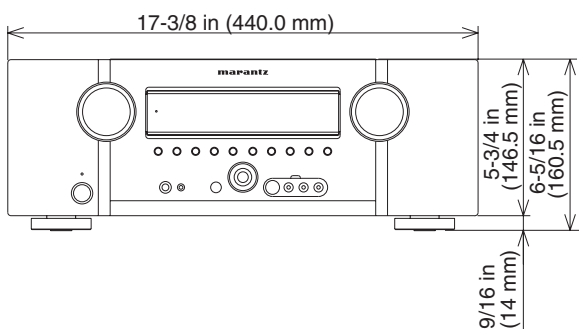
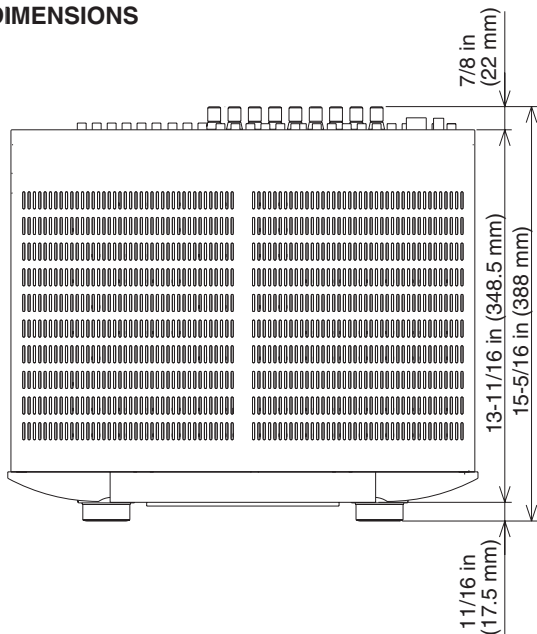
AUDIO SECTION

Power Output (20 Hz - 20 kHz/THD=0.08%)
 Front L&R 8 Ω, 90 W/Ch
 Center..... 8 Ω, 90 W/Ch
 Surround L&R 8 Ω, 90 W/Ch
 Surround Back L&R 8 Ω, 90 W/Ch
 Front L&R 6 Ω, 115 W/Ch
 Center..... 6 Ω, 115 W/Ch
 Surround L&R 6 Ω, 115 W/Ch
 Surround Back L&R 6 Ω, 115 W/Ch
 Input Sensitivity/Impedance 180 mV/47 kΩ
 Signal to Noise Ratio
 Analog Input / Pure Direct 105 dB
 Frequency Response
 Analog Input / Pure Direct 8 Hz - 100 kHz (± 3 dB)
 Digital Input / 96 kHz PCM 8 Hz - 45 kHz (± 3 dB)

VIDEO SECTION

Television Format NTSC/PAL
 Input Level/Impedance 1 Vp-p/75 Ω
 Output Level/Impedance..... 1 Vp-p/75 Ω
 Video Frequency Response 5 Hz to 8 MHz (- 1 dB)
 Video Frequency (Component)..... 5 Hz to 80 MHz (- 3 dB)
 S/N 60 dB

DIMENSIONS



GENERAL

Power Requirement..... AC 100 V 50/60 Hz [/F]
 AC 220 V 50 Hz [/K]
 AC 230 V 50/60 Hz [/N]
 AC 120 V 60 Hz [/U]
 Power Consumption 600 W
 Standby Power Consumption..... (Normal) 0.7 W
 (Economy) 0.4 W
 Weight 13.1 kg (28.8 lb)

ACCESSORIES

Remote Control Unit RC004SR 1
 AAA-size batteries 2
 Microphone 1
 FM Antenna 1
 AM Loop Antenna 1
 AC cable 1

The relation between the selected surround mode and the input signal

The surround mode is selected with the surround mode buttons on SR5003 or the remote control unit. However, the sound you hear is subject to the relationship between the selected surround mode and input signal. That relationship is as follows;

Surround Mode	Input Signal	Decoding	Output Channel					Front information display		
			L/R	C	SL SR	SBL SBR	SubW	Signal format indicators	Channel status	
AUTO	Dolby Surr.EX	Dolby Digital EX	○	○	○	○	○	DD DIGITAL EX	L, C, R, SL, SR, S, LFE	
	Dolby D (5.1ch)	Dolby Digital 5.1	○	○	○	-	○	DD DIGITAL	L, C, R, SL, SR, LFE	
	Dolby D (2ch)	Dolby Digital 2.0	○	-	-	-	○	DD DIGITAL	L, R	
	Dolby D (2ch Surr)	Pro Logic IIx movie	○	○	○	○	○	DD DIGITAL	L, R, S	
	Dolby Digital Plus (2ch)	DolbyDigital +	○	-	-	-	○	DD DIGITAL PLUS	L, R	
	Dolby Digital Plus (5.1ch)	DolbyDigital +	○	○	○	-	○	DD DIGITAL PLUS	L, C, R, SL, SR, LFE	
	Dolby Digital Plus (6.1ch)	DolbyDigital +	○	○	○	○	○	DD DIGITAL PLUS	L, C, R, SL, SR, S, LFE (.ex1)	
	Dolby Digital Plus (7.1ch)	DolbyDigital +	○	○	○	○	○	DD DIGITAL PLUS	L, C, R, SL, SR, SBL, SBR, LFE	
	Dolby TrueHD (2ch)	DolbyTrueHD	○	-	-	-	○	DD TrueHD	L, R	
	Dolby TrueHD (5.1ch)	DolbyTrueHD	○	○	○	-	○	DD TrueHD	L, C, R, SL, SR, LFE (.ex1.ex2)	
	Dolby TrueHD (6.1ch)	DolbyTrueHD	○	○	○	○	○	DD TrueHD	L, C, R, SL, SR, S, LFE (.ex1.ex2)	
	Dolby TrueHD (7.1ch)	DolbyTrueHD	○	○	○	○	○	DD TrueHD	L, C, R, SL, SR, SBL, SBR, LFE (.ex1.ex2)	
	DTS-ES	DTS-ES	○	○	○	○	○	dts, ES	L, C, R, SL, SR, S, LFE	
	DTS 96/24	DTS-96/24	○	○	○	-	○	dts 96/24	L, C, R, SL, SR, LFE	
	DTS (5.1ch)	DTS 5.1	○	○	○	-	○	dts	L, C, R, SL, SR, LFE	
	DTS-HD (2ch)	DTS-HD	○	-	-	-	○	dts-HD MSTR/HIRES	L, R	
	DTS-HD (5.1ch)	DTS-HD	○	○	○	-	○	dts-HD MSTR/HIRES	L, C, R, SL, SR, LFE (.ex1.ex2)	
	DTS-HD (6.1ch)	DTS-HD	○	○	○	○	○	dts-HD MSTR/HIRES	L, C, R, SL, SR, S, LFE (.ex1.ex2)	
	DTS-HD (7.1ch)	DTS-HD	○	○	○	○	○	dts-HD MSTR/HIRES	L, C, R, SL, SR, SBL, SBR, LFE (.ex1.ex2)	
	Multi Ch-PCM	Multi Ch-PCM	○	○	○	-	○	PCM	L, C, R, SL, SR, LFE	
	Multi Ch-PCM 96kHz	Multi Ch-PCM 96kHz	○	○	○	-	○	PCM	L, C, R, SL, SR, LFE	
	SA-CD (5.1ch)	SA-CD (5.1ch)	○	○	○	-	○	DSD	L, C, R, SL, SR, LFE	
	SA-CD (2ch)	SA-CD (Stereo)	○	-	-	-	○	DSD	L, R	
	PCM (Audio)	PCM (Stereo)	○	-	-	-	○	PCM	L, R	
	PCM 96kHz	PCM (Stereo 96kHz)	○	-	-	-	○	PCM	L, R	
	HDCD	HDCD	○	-	-	-	○	PCM, HDCD	L, R	
	Analog	Stereo	○	-	-	-	○	ANALOG	-	
	7.1ch input	Multi Ch	○	○	○	○	○	ANALOG	-	
	SOURCE DIRECT PURE DIRECT	Dolby Surr.EX	Dolby Digital EX	○	○	○	○	○	DD DIGITAL EX	L, C, R, SL, SR, S, LFE
		Dolby D (5.1ch)	Dolby Digital 5.1	○	○	○	-	○	DD DIGITAL	L, C, R, SL, SR, LFE
		Dolby D (2ch)	Dolby Digital 2.0	○	-	-	-	○	DD DIGITAL	L, R
Dolby D (2ch Surr)		Pro Logic IIx movie	○	○	○	○	○	DD DIGITAL	L, R, S	
Dolby Digital Plus (2ch)		DolbyDigital +	○	-	-	-	○	DD DIGITAL PLUS	L, R	
Dolby Digital Plus (5.1ch)		DolbyDigital +	○	○	○	-	○	DD DIGITAL PLUS	L, C, R, SL, SR, LFE	
Dolby Digital Plus (6.1ch)		DolbyDigital +	○	○	○	○	○	DD DIGITAL PLUS	L, C, R, SL, SR, S, LFE (.ex1)	
Dolby Digital Plus (7.1ch)		DolbyDigital +	○	○	○	○	○	DD DIGITAL PLUS	L, C, R, SL, SR, SBL, SBR, LFE	
Dolby TrueHD (2ch)		DolbyTrueHD	○	-	-	-	○	DD TrueHD	L, R	
Dolby TrueHD (5.1ch)		DolbyTrueHD	○	○	○	-	○	DD TrueHD	L, C, R, SL, SR, LFE (.ex1.ex2)	
Dolby TrueHD (6.1ch)		DolbyTrueHD	○	○	○	○	○	DD TrueHD	L, C, R, SL, SR, S, LFE (.ex1.ex2)	
Dolby TrueHD (7.1ch)		DolbyTrueHD	○	○	○	○	○	DD TrueHD	L, C, R, SL, SR, SBL, SBR, LFE (.ex1.ex2)	
DTS-ES		DTS-ES	○	○	○	○	○	dts, ES	L, C, R, SL, SR, S, LFE	
DTS 96/24	DTS-96/24	○	○	○	-	○	dts 96/24	L, C, R, SL, SR, LFE		

Surround Mode	Input Signal	Decoding	Output Channel					Front information display	
			L/R	C	SL SR	SBL SBR	SubW	Signal format indicators	Channel status
SOURCE DIRECT PURE DIRECT	DTS (5.1ch)	DTS 5.1	○	○	○	-	○	dts	L, C, R, SL, SR, LFE
	DTS-HD (2ch)	DTS-HD	○	-	-	-	-	dts-HD MSTR/HIRES	L, R
	DTS-HD (5.1ch)	DTS-HD	○	○	○	-	○	dts-HD MSTR/HIRES	L, C, R, SL, SR, LFE (.ex1.ex2)
	DTS-HD (6.1ch)	DTS-HD	○	○	○	○	○	dts-HD MSTR/HIRES	L, C, R, SL, SR, S, LFE (.ex1.ex2)
	DTS-HD (7.1ch)	DTS-HD	○	○	○	○	○	dts-HD MSTR/HIRES	L, C, R, SL, SR, SBL, SBR, LFE (.ex1.ex2)
	Multi Ch-PCM	Multi Ch-PCM	○	○	○	-	○	PCM	L, C, R, SL, SR, LFE
	Multi Ch-PCM 96kHz	Multi Ch-PCM 96kHz	○	○	○	-	○	PCM	L, C, R, SL, SR, LFE
	SA-CD (5.1ch)	SA-CD (5.1ch)	○	○	○	-	○	DSD	L, C, R, SL, SR, LFE
	SA-CD (2ch)	SA-CD (Stereo)	○	-	-	-	○	DSD	L, R
	PCM (Audio)	PCM (Stereo)	○	-	-	-	-	PCM	L, R
	PCM 96kHz	PCM (Stereo 96kHz)	○	-	-	-	-	PCM	L, R
	HDCD	HDCD	○	-	-	-	-	PCM, HDCD	L, R
	Analog	Stereo	○	-	-	-	-	ANALOG	-
	7.1ch input	Multi Ch	○	○	○	○	○	ANALOG	-
EX/ES	Dolby Surr.EX	Dolby Digital EX	○	○	○	○	○	DIGITAL EX	L, C, R, SL, SR, S, LFE
	Dolby D (5.1ch)	Dolby Digital EX	○	○	○	○	○	DIGITAL	L, C, R, SL, SR, LFE
	Dolby Digital Plus (5.1ch)	Dolby Digital + EX	○	○	○	○	○	DIGITAL PLUS	L, C, R, SL, SR, LFE
	Dolby TrueHD (5.1ch)	Dolby TrueHD + EX	○	○	○	○	○	TrueHD	L, C, R, SL, SR, LFE (.ex1.ex2)
	DTS-ES	DTS-ES	○	○	○	○	○	dts, ES	L, C, R, SL, SR, S, LFE
	DTS (5.1ch)	DTS-ES	○	○	○	○	○	dts	L, C, R, SL, SR, LFE
	DTS-HD (5.1)	DTS-HD + NEO6	○	○	○	○	○	dts-HD MSTR/HIRES	L, C, R, SL, SR, LFE (.ex1.ex2)
	Multi-PCM	Multi Ch-PCM + Dolby Digital EX	○	○	○	○	○	PCM	L, C, R, SL, SR, LFE
	SA-CD (5.1ch)	SA-CD (5.1ch) + Dolby Digital EX	○	○	○	○	○	DSD	L, C, R, SL, SR, LFE
DOLBY (PLIIX movie) (PLIIX music) (PLIIX game)	Dolby Surr.EX	Dolby Digital EX	○	○	○	-	○	DIGITAL EX	L, C, R, SL, SR, S, LFE
	Dolby D (5.1ch)	Dolby Digital 5.1	○	○	○	-	○	DIGITAL	L, C, R, SL, SR, LFE
	Dolby D (5.1ch)	Dolby Digital 5.1 + PLIIX	○	○	○	○	○	DIGITAL	L, C, R, SL, SR, LFE
	Dolby D (2ch)	Pro Logic IIx	○	○	○	○	○	DIGITAL	L, R
	Dolby D (2ch Surr)	Pro Logic IIx	○	○	○	○	○	DIGITAL	L, R, S
	Dolby Digital Plus (2ch)	Pro Logic IIx	○	○	○	○	○	DIGITAL PLUS	L, R
	Dolby Digital Plus (5.1ch)	Dolby Digital +	○	○	○	-	○	DIGITAL PLUS	L, C, R, SL, SR, LFE
	Dolby Digital Plus (5.1ch)	Dolby Digital Plus + PLIIX	○	○	○	○	○	DIGITAL PLUS	L, C, R, SL, SR, LFE
	Dolby TrueHD (2ch)	Pro Logic IIx	○	○	○	○	○	TrueHD	L, R
	Dolby TrueHD (5.1ch)	Dolby TrueHD + PLIIX	○	○	○	○	○	TrueHD	L, C, R, SL, SR, LFE (.ex1.ex2)
	Dolby TrueHD (5.1ch)	Dolby TrueHD	○	○	○	-	○	TrueHD	L, C, R, SL, SR, LFE (.ex1.ex2)
	DTS-HD (2ch)	DTS-HD	○	○	○	○	○	TrueHD	L, R
	Multi Ch-PCM	Multi Ch-PCM + PLIIX	○	○	○	○	○	PCM	L, C, R, SL, SR, LFE
	SA-CD (5.1ch)	SA-CD (5.1ch) + PLIIX	○	○	○	○	○	DSD	L, C, R, SL, SR, LFE
	SA-CD (2ch)	Pro Logic IIx	○	○	○	○	○	DSD	L, R
	PCM (Audio)	Pro Logic IIx	○	○	○	○	○	PCM	L, R
	HDCD	Pro Logic IIx	○	○	○	○	○	PCM, HDCD	L, R
Analog	Pro Logic IIx	○	○	○	○	○	ANALOG	-	
DTS (Neo:6 Cinema) (Neo:6 Music)	DTS-ES	DTS 5.1	○	○	○	-	○	dts, ES	L, C, R, SL, SR, S, LFE
	DTS 96/24	DTS-96/24	○	○	○	-	○	dts 96/24	L, C, R, SL, SR, LFE
	DTS (5.1ch)	DTS 5.1	○	○	○	-	○	dts	L, C, R, SL, SR, LFE
	DTS-HD (2ch)	Neo:6	○	○	○	○	○	dts-HD MSTR/HIRES	L, R
	DTS-HD (5.1ch)	DTS-HD	○	○	○	-	○	dts-HD MSTR/HIRES	L, C, R, SL, SR, LFE (.ex1.ex2)
	DTS-HD (6.1ch)	DTS-HD	○	○	○	○	○	dts-HD MSTR/HIRES	L, C, R, SL, SR, S, LFE (.ex1.ex2)
	DTS-HD (7.1ch)	DTS-HD	○	○	○	○	○	dts-HD MSTR/HIRES	L, C, R, SL, SR, SBL, SBR, LFE (.ex1.ex2)
	Dolby D (2ch)	Neo:6	○	○	○	○	○	DIGITAL	L, R
	Dolby D (2ch Surr)	Neo:6	○	○	○	○	○	DIGITAL	L, R, S
	Dolby Digital Plus (2ch)	Neo:6	○	○	○	○	○	DIGITAL PLUS	L, R
	Dolby TrueHD (2ch)	Neo:6	○	○	○	○	○	TrueHD	L, R
	SA-CD (2ch)	Neo:6	○	○	○	○	○	DSD	L, R
	PCM (Audio)	Neo:6	○	○	○	○	○	PCM	L, R
	HDCD	Neo:6	○	○	○	○	○	PCM, HDCD	L, R
	Analog	Neo:6	○	○	○	○	○	ANALOG	-
CSII (Cinema /Music /Mono)	Dolby D (2ch)	CSII	○	○	○	○	○	DIGITAL	L, R
	Dolby D (2ch Surr)	CSII	○	○	○	○	○	DIGITAL	L, R, S
	SA-CD (2ch)	CSII	○	○	○	○	○	DSD	L, R
	PCM (Audio)	CSII	○	○	○	○	○	PCM	L, R
	HDCD	CSII	○	○	○	○	○	PCM, HDCD	L, R
	Analog	CSII	○	○	○	○	○	ANALOG	-
NEURAL- THX	Dolby D (2ch)	NEURAL THX	○	○	○	○	○	DIGITAL	L, R
	Dolby D (2ch Surr)	NEURAL THX	○	○	○	○	○	DIGITAL	L, R, S
	SA-CD (2ch)	NEURAL THX	○	○	○	○	○	DSD	L, R
	PCM (Audio)	NEURAL THX	○	○	○	○	○	PCM	L, R
	HDCD	NEURAL THX	○	○	○	○	○	PCM, HDCD	L, R
	Analog	NEURAL THX	○	○	○	○	○	ANALOG	-

Surround Mode	Input Signal	Decoding	Output Channel					Front information display	
			L/R	C	SL SR	SBL SBR	SubW	Signal format indicators	Channel status
STEREO	Dolby Surr.EX	Stereo	O	-	-	-	O	DD DIGITAL EX	L, C, R, SL, SR, S, LFE
	Dolby D (5.1ch)	Stereo	O	-	-	-	O	DD DIGITAL	L, C, R, SL, SR, LFE
	Dolby D (2ch)	Stereo	O	-	-	-	O	DD DIGITAL	L, R
	Dolby D (2ch Surr)	Stereo	O	-	-	-	O	DD DIGITAL	L, R, S
	Dolby Digital Plus (2ch)	Stereo	O	-	-	-	O	DD DIGITAL PLUS	L, R
	Dolby Digital Plus (5.1ch)	Stereo	O	-	-	-	O	DD DIGITAL PLUS	L, C, R, SL, SR, LFE
	Dolby Digital Plus (6.1ch)	Stereo	O	-	-	-	O	DD DIGITAL PLUS	L, C, R, SL, SR, S, LFE (.ex1)
	Dolby Digital Plus (7.1ch)	Stereo	O	-	-	-	O	DD DIGITAL PLUS	L, C, R, SL, SR, SBL, SBR, LFE
	Dolby TrueHD (2ch)	Stereo	O	-	-	-	O	DD TrueHD	L, R
	Dolby TrueHD (5.1ch)	Stereo	O	-	-	-	O	DD TrueHD	L, C, R, SL, SR, LFE (.ex1,ex2)
	Dolby TrueHD (6.1ch)	Stereo	O	-	-	-	O	DD TrueHD	L, C, R, SL, SR, LFE (.ex1,ex2)
	Dolby TrueHD (7.1ch)	Stereo	O	-	-	-	O	DD TrueHD	L, C, R, SL, SR, LFE (.ex1,ex2)
	DTS-ES	Stereo	O	-	-	-	O	dts, ES	L, C, R, SL, SR, S, LFE
	DTS 96/24	Stereo	O	-	-	-	O	dts 96/24	L, C, R, SL, SR, LFE
	DTS (5.1ch)	Stereo	O	-	-	-	O	dts	L, C, R, SL, SR, LFE
	DTS-HD (2ch)	Stereo	O	-	-	-	O	dts-HD MSTR/HIRES	L, R
	DTS-HD (5.1ch)	Stereo	O	-	-	-	O	dts-HD MSTR/HIRES	L, C, R, SL, SR, LFE (.ex1,ex2)
	DTS-HD (6.1ch)	Stereo	O	-	-	-	O	dts-HD MSTR/HIRES	L, C, R, SL, SR, S, LFE (.ex1,ex2)
	DTS-HD (7.1ch)	Stereo	O	-	-	-	O	dts-HD MSTR/HIRES	L, C, R, SL, SR, SBL, SBR, LFE (.ex1,ex2)
	Multi Ch-PCM	Stereo	O	-	-	-	O	PCM	L, C, R, SL, SR, LFE
	Multi Ch-PCM 96kHz	Stereo	O	-	-	-	O	PCM	L, C, R, SL, SR, LFE
	SA-CD (5.1ch)	Stereo	O	-	-	-	O	DSD	L, C, R, SL, SR, LFE
	SA-CD (2ch)	Stereo	O	-	-	-	O	DSD	L, R
	PCM (Audio)	Stereo	O	-	-	-	O	PCM	L, R
PCM 96kHz	Stereo	O	-	-	-	O	PCM	L, R	
HDCD	Stereo	O	-	-	-	O	PCM, HDCD	L, R	
Analog	Stereo	O	-	-	-	O	ANALOG	-	
Dolby Virtual Speaker	Dolby Surr.EX	Dolby Virtual Speaker	O	-	-	-	-	DD DIGITAL EX	L, C, R, SL, SR, S, LFE
	Dolby D (5.1ch)	Dolby Virtual Speaker	O	-	-	-	-	DD DIGITAL	L, C, R, SL, SR, LFE
	Dolby D (2ch)	PLII+ Dolby Virtual Speaker	O	-	-	-	-	DD DIGITAL	L, R
	Dolby D (2ch Surr)	PLII+ Dolby Virtual Speaker	O	-	-	-	-	DD DIGITAL	L, R, S
	DTS-ES	Dolby Virtual Speaker	O	-	-	-	-	dts, ES	L, C, R, SL, SR, S, LFE
	DTS 96/24	Dolby Virtual Speaker	O	-	-	-	-	dts 96/24	L, C, R, SL, SR, LFE
	DTS (5.1ch)	Dolby Virtual Speaker	O	-	-	-	-	dts	L, C, R, SL, SR, LFE
	Multi Ch-PCM	Dolby Virtual Speaker	O	-	-	-	-	PCM	L, C, R, SL, SR, LFE
	SA-CD (5.1ch)	Dolby Virtual Speaker	O	-	-	-	-	DSD	L, C, R, SL, SR, LFE
	SA-CD (2ch)	PLII+ Dolby Virtual Speaker	O	-	-	-	-	DSD	L, R
	PCM (Audio)	PLII+ Dolby Virtual Speaker	O	-	-	-	-	PCM	L, R
	HDCD	PLII+ Dolby Virtual Speaker	O	-	-	-	-	PCM, HDCD	L, R
	Analog	PLII+ Dolby Virtual Speaker	O	-	-	-	-	ANALOG	-
	Multi Ch. Movie Music	Dolby Surr.EX	Dolby Digital EX	O	(O)	O	O	O	DD DIGITAL EX
Dolby D (5.1ch)		Dolby Digital 5.1	O	(O)	O	-	O	DD DIGITAL	L, C, R, SL, SR, LFE
Dolby D (2ch)		Multi Channel	O	(O)	O	O	O	DD DIGITAL	L, R
Dolby D (2ch Surr)		Multi Channel	O	(O)	O	O	O	DD DIGITAL	L, R, S
DTS-ES		DTS-ES	O	(O)	O	O	O	dts, ES	L, C, R, SL, SR, S, LFE
DTS 96/24		DTS-96/24	O	(O)	O	-	O	dts 96/24	L, C, R, SL, SR, LFE
DTS (5.1ch)		DTS 5.1	O	(O)	O	-	O	dts	L, C, R, SL, SR, LFE
Multi Ch-PCM		Multi Ch-PCM	O	(O)	O	-	O	PCM	L, C, R, SL, SR, LFE
Multi Ch-PCM 96kHz		Multi Ch-PCM 96kHz	O	(O)	O	-	O	PCM	L, C, R, SL, SR, LFE
SA-CD (5.1ch)		SA-CD (5.1ch)	O	(O)	O	-	O	DSD	L, C, R, SL, SR, LFE
SA-CD (2ch)		Multi Channel	O	(O)	O	O	O	DSD	L, R
PCM (Audio)		Multi Channel	O	(O)	O	O	O	PCM	L, R
HDCD		Multi Channel	O	(O)	O	O	O	PCM, HDCD	L, R
Analog		Multi Channel	O	(O)	O	O	O	ANALOG	-
Dolby H.P	Dolby Surr.EX	Dolby H.P	O	-	-	-	-	DD DIGITAL EX	L, C, R, SL, SR, S, LFE
	Dolby D (5.1ch)	Dolby H.P	O	-	-	-	-	DD DIGITAL	L, C, R, SL, SR, LFE
	Dolby D (2ch)	Dolby H.P	O	-	-	-	-	DD DIGITAL	L, R
	Dolby D (2ch Surr)	Dolby H.P	O	-	-	-	-	DD DIGITAL	L, R, S
	Dolby Digital Plus (5.1ch)	Stereo	O	-	-	-	-	DD DIGITAL PLUS	L, C, R, SL, SR, LFE
	Dolby Digital Plus (6.1ch)	Stereo	O	-	-	-	-	DD DIGITAL PLUS	L, C, R, SL, SR, S, LFE (.ex1)
	Dolby Digital Plus (7.1ch)	Stereo	O	-	-	-	-	DD DIGITAL PLUS	L, C, R, SL, SR, SBL, SBR, LFE
	Dolby TrueHD (5.1ch)	Stereo	O	-	-	-	-	DD TrueHD	L, R
	Dolby TrueHD (6.1ch)	Stereo	O	-	-	-	-	DD TrueHD	L, R
	Dolby TrueHD (7.1ch)	Stereo	O	-	-	-	-	DD TrueHD	L, R
	DTS-ES	Dolby H.P	O	-	-	-	-	dts, ES	L, C, R, SL, SR, S, LFE
	DTS 96/24	Dolby H.P	O	-	-	-	-	dts 96/24	L, C, R, SL, SR, LFE
	DTS (5.1ch)	Dolby H.P	O	-	-	-	-	dts	L, C, R, SL, SR, LFE
	DTS-HD (5.1ch)	Stereo	O	-	-	-	-	dts-HD MSTR/HIRES	L, C, R, SL, SR, LFE (.ex1,ex2)
	DTS-HD (6.1ch)	Stereo	O	-	-	-	-	dts-HD MSTR/HIRES	L, C, R, SL, SR, S, LFE (.ex1,ex2)
	DTS-HD (7.1ch)	Stereo	O	-	-	-	-	dts-HD MSTR/HIRES	L, C, R, SL, SR, SBL, SBR, LFE (.ex1,ex2)
	Multi Ch-PCM	Dolby H.P	O	-	-	-	-	PCM	L, C, R, SL, SR, LFE
	PCM	Dolby H.P	O	-	-	-	-	PCM	L, R
	HDCD	Dolby H.P	O	-	-	-	-	PCM, HDCD	L, R
	ANALOG	Dolby H.P	O	-	-	-	-	ANALOG	L, R

Notes:

- Dolby Digital (2 channel L/R): Speakers for signal with Dolby Surround are fully equipped.
- No sound is outputs from the surround speaker, center speaker and subwoofer if the DVD disc has no surround data.
- Surround modes other than Stereo are not available during Dolby TrueHD, Dolby Digital Plus, or DTS-HD playback.

If surround modes other than Stereo are selected and Dolby TrueHD, Dolby Digital Plus, or DTS-HD content is played, the surround mode setting is disabled.

- 日本仕向けのACC(5.1ch/2ch)については、取扱説明書を参照してください。
また、5~7ページの日本仕向けについても、同様に取扱説明書を参照してください。

Abbreviations

- L/R : Front speakers
- C : Center speaker
- SL/SR : Surround speakers
- SBL/SBR : Surround back speakers
- SubW : Subwoofer
- LFE : Low frequency effects
- ex : Extension

AUTO

When this mode is selected, the unit determines whether the digital input signal is Dolby Digital, Dolby Digital Surround EX, Dolby Digital Plus, Dolby TrueHD, DTS-HD, DTS, DTS-ES, DTS 96/24 or PCM audio.

Surround EX & DTS-ES will operate for multichannel sources that have a Dolby Digital Surround EX or DTS-ES auto trigger flag in the digital signal.

When a Dolby Digital or DTS signal is input, the number of channels for which the corresponding signal is encoded will be played.

Inputting a Dolby Digital two channel signal with Dolby surround status automatically subjects that signal to Pro Logic IIx movie processing before play. PCM 96 kHz source material can be played in this mode.

Notes:

- When you use this mode with certain DVD and CD players, performing operations such as skip or stop may momentarily interrupt the output.
- When the signal is not decoded, the mode is changed to AUTO mode automatically.

SOURCE DIRECT

In the Source Direct mode, the tone control circuit Acoustic EQ, and bass management configuration are bypassed for full-range frequency response and the purist audio reproduction.

Notes:

- Speaker size is set to Front L/R = LARGE, Center = LARGE, Surround L/R = LARGE and Subwoofer = YES automatically. Tone controls, equalizer and additional processing are deactivated.
- When you use this mode with certain DVD and CD players, performing operations such as skip or stop may momentarily interrupt the output.
- In SOURCE DIRECT mode, ACOUSTIC EQ and M-DAX are not available.

PURE DIRECT

The Pure Direct mode further reduces sources of noise in addition to effect of the Source Direct mode, by blocking output from the video jacks (VIDEO, S-VIDEO, COMPONENT VIDEO and HDMI) and turning the FL display off.

Note:

- In PURE DIRECT mode, ACOUSTIC EQ and M-DAX are not available.

dts

dts, Neo:6 Cinema, Neo:6 Music
This mode is for DTS-encoded source materials such as laserdisc, CD and DVD. Neo:6 is for some 2 channel sources.

dts

This mode is enabled when playing source materials encoded in dts multichannel.

Playing multichannel encoded-5.1 channel dts sources provides five main audio channels (left, center, right, surround left and surround right) and a Low Frequency Effects channel.

dts-ES decoding is not available in this mode.

The DTS mode cannot be used when an analog input has been selected.

Neo:6 Cinema, Neo:6 Music

This mode decodes 2 channel signals into 6 channel signals using high-accuracy digital matrix technology. The DTS Neo:6 decoder has near-discrete properties in the frequency characteristics of the channels as well as in channel separation.

According to the signals to be played back, DTS Neo:6 uses either the Neo:6 Cinema mode optimized for movie playback or the Neo:6 Music mode optimized for music playback.

Note:

- The Neo:6 mode is available for 2 channel input signals which are encoded in Dolby Digital, HDCD or PCM format.

CIRCLE SURROUND II (CSII-CINEMA, CSII-MUSIC, CSII-MONO)

Circle Surround is designed to enable multichannel surround sound playback of non-encoded and multichannel encoded material.

Backward compatibility provides listeners with up to 6.1 channels of surround performance from an entire collection of music and film, including broadcast, videotape and stereo recorded music.

Depending on source material, you can select CSII-Cinema mode, CSII-Music mode or CSII-Mono mode.

Note:

- The CS II mode is available for 2 channel input signals which are encoded in Dolby Digital, HDCD or PCM format.

EX/ES

This mode provides 6.1 channel surround for Dolby Digital EX, and DTS-ES-encoded source material such as DVD.

This mode cannot be used when an analog input has been selected.

Dolby Digital EX

In a movie theater, film soundtracks that have been encoded with Dolby Digital Surround EX technology are able to reproduce an extra channel which has been added during the mixing of the program.

This channel, called surround back, places sounds behind the listener in addition to the currently available front left, front center, front right, surround right, surround left and subwoofer channels.

This additional channel provides the opportunity for more detailed imaging behind the listener and brings more depth, spacious ambience and sound localization than ever before.

Dolby Digital EX is not available in systems that do not have without surround back speaker(s).

DTS-ES (Discrete 6.1, Matrix 6.1)

DTS-ES adds the surround center channel audio to the DTS 5.1 channel format to improve the acoustic positioning, and makes acoustic image movement more natural with the 6.1 channel reproduction.

This unit incorporates a DTS-ES-decoder, which can handle DTS-ES Discrete-encoded and DTS-ES Matrix-encoded program sources from DVD, etc.

DTS-ES Discrete 6.1 features digital discrete recording of all channels, including the surround back channel(s), and higher quality audio reproduction.

DTS-ES is not available in systems that do not have surround back speakers.

DC MODE

(Dolby Digital, Pro Logic IIx MOVIE, Pro Logic IIx MUSIC, Pro Logic IIx GAME)

This mode is used with source materials encoded in Dolby Digital and Dolby Surround.

DOLBY DIGITAL

This mode is enabled when playing source materials encoded in Dolby Digital.

Playing multichannel-encoded 5.1 channel Dolby Digital sources provides 5 main audio channels (left, center, right, surround left and surround right) and a Low Frequency Effect channel.

Dolby Digital EX decoding is not available in this mode.

Dolby Pro Logic IIx has 5 modes:

Pro Logic IIx MOVIE

This mode provides 6.1 or 7.1 channel surround sound from Dolby Surround, encoded stereo movie soundtracks.

Pro Logic IIx MUSIC

This mode provides 6.1 or 7.1 channel surround sound from conventional stereo sources (analog or digital), such as CD, tape, FM, TV, stereo VCR, etc.

Pro Logic IIx GAME

This mode restores the impact low-frequency surround effects by routing them to the system's subwoofer.

5.1ch + Pro Logic IIx Movie

This mode provides 7.1 channel surround sound from 5.1 channel sources movie soundtracks.

5.1ch + Pro Logic IIx Music

This mode provides 6.1 or 7.1 channel surround sound from 5.1 channel sources music soundtracks.

Notes:

- Pro Logic IIx mode will decode as Pro Logic II mode when the SURR. B is set to "NONE" from SPEAKER SETUP menu.
- Pro Logic IIx mode is available for a 2 channel input signal which is encoded in Dolby Digital, HDCD or PCM format.

STEREO

This mode bypasses all surround processing.

In stereo program sources, the left and right channels play normally when PCM audio or analog stereo is input.

With Dolby Digital and DTS sources, the 5.1 channels are converted to two channel stereo. 96 kHz PCM source material can be played back in stereo mode.

Dolby Virtual Speaker

Dolby Virtual Speaker technology uses proprietary technology of Dolby Laboratories to create a virtual surround sound field using only two speakers for the front channels, allowing the user to experience sound as if surround speakers were actually being used.

MULTI CH. (MOVIE, MUSIC)

This mode is used to create a wider, deeper and more natural soundstage from two channel source material.

This is done by feeding the left channel signal to both the left front and left surround speakers and the right channel signal to both the right front and right surround speakers. Additionally, the center channel reproduces a mix of the right and left channels.

Note:

- Audio is not output from the CENTER channel when using MULTI CH. MUSIC mode.

Neural Surround

Neural Surround™ represents the latest advancement in surround technology developed for music.

Neural Surround™ employs psychoacoustic frequency domain processing which allows delivery of a more detailed sound stage with superior channel separation and localization of audio elements. System playback is scalable from 5.1 to 7.1 multichannel surround playback.

CAUTION

Note for DTS

• To connected DVD player, laserdisc player or CD player needs to support DTS digital output. You may not be able to play some DTS source signals from certain CD players and LD players even if you connect the player to the unit digitally. This is because the digital signal has been processed (such as the output level, sampling frequency or frequency response), and the unit cannot recognize the signal as DTS data.

• Depending on the player used, DTS play may produce a short noise. This is not a malfunction.

• While signals from a DTS laserdisc or CD are playing in another surround mode, you cannot switch to digital input or from digital input to analog input from the INPUT SETUP in the MAIN MENU or by pressing the A/D button.

• You can not listen to DTS-encoded software in a multiroom.

• The outputs for VCR OUT, TAPE OUT and CD/CD-R OUT output analog audio signals only. Do not record from CDs or LDs that support DTS using these outputs. If you do, the DTS-encoded signal will be recorded as noise.

Note or Dolby Digital Surround EX

• When playing Dolby Digital Surround EX-encoded software in 6.1 channels, it is required to set the EX/ES mode.

• Note that some Dolby Digital Surround EX-encoded software does not contain the identification signal. In this case, set the EX/ES mode manually.

Note for 96 kHz/192 kHz PCM audio

• The AUTO, Pure Direct, and Stereo modes can be used when playing PCM signals with a sampling frequency of 96/192 kHz (such as from DVD-Video/Audio discs).

• Certain DVD player models inhibit digital output. For details, refer to the player's operation manual.

• Some DVD discs feature copy protection. When using such disc, 96 kHz PCM signal are not output from the DVD player. For details, refer to the player's operation manual.

Note for HDCD

• HDCD is effective only through digital input.

• You may not be able to play some HDCD source signals from certain CD players if you connect the player to the unit digitally. This is because the digital signal has been processed (such as the output level, sampling frequency or frequency response) and the unit cannot recognize the signal as HDCD data.

2. TECHNICAL DESCRIPTION



Neural-THX® Surround has been chosen as the official surround sound broadcast format for leading FM/HD and satellite radio and television stations worldwide. Neural-THX Surround delivers the rich envelopment and discrete image detail of surround sound in a format 100% compatible with stereo.

Neural-THX Surround draws the brain's attention to sonic details in musical instruments, vocals and ambience that are typically masked by other playback systems. This allows the listener to fully experience the richness and subtleties in recorded performance as never before for both surround encoded material and regular stereo material such as CDs or digital media players.

Neural-THX Surround: Taking Surround to the Next Level.

This product is manufactured under license from Neural Audio Corporation and THX Ltd. Marantz hereby grants the user a non-exclusive, non-transferable, limited right of use to this product under USA and foreign patent, patent pending and other technology or trademarks owned by Neural Audio Corporation and THX Ltd. "Neural Surround", "Neural Audio", "Neural" and "NRL" are trademarks and logos owned by Neural Audio Corporation, THX is a trademark of THX Ltd., which may be registered in some jurisdictions. All rights reserved.



Manufactured under license under U.S. Patent #'s: 5,451,942; 5,956,674; 5,974,380; 5,978,762; 6,226,616; 6,487,535; 7,003,467 & other U.S. and worldwide patents issued & pending. DTS, DTS Digital Surround, ES, and Neo:6 are registered trademarks and the DTS logos, Symbol and DTS 96/24 are trademarks of DTS, Inc. © 1996-2007 DTS, Inc. All Rights Reserved.

• dts Digital Surround

DTS was introduced in 1994 to provide 5.1 channels of discrete digital audio into home theater systems. DTS brings you premium quality discrete multichannel digital sound to both movies and music.

DTS is a multichannel sound system designed to create full range digital sound reproduction.

The no compromise DTS digital process sets the standard of quality for cinema sound by delivering an exact copy of the studio master recordings to neighborhood and home theaters.

Now, every moviegoer can hear the sound exactly as the moviemaker intended.

DTS can be enjoyed in the home for either movies or music on of DVD's, LD's, and CD's.

• dts Neo:6®

The advantages of discrete multichannel systems over matrix are well known.

But even in homes equipped for discrete multichannel, there remains a need for high-quality matrix decoding. This is because of the large library of matrix surround motion pictures available on disc and on VHS tape; and analog television broadcasts.

The typical matrix decoder of today derives a center channel and a mono surround channel from two-channel matrix stereo material. It is better than a simple matrix in that it includes steering logic to improve separation, but because of its mono, band-limited surround it can be disappointing to users accustomed to discrete multichannel.

Neo:6 offers several important improvements as follow,

- Neo:6 provides up to six full-band channels of matrix decoding from stereo matrix material. Users with 6.1 and 5.1 systems will derive six and five separate channels, respectively, corresponding to the standard home-theater speaker layouts.
- Neo:6 technology allows various sound elements within a channel or channels to be steered separately, and in a way which follows naturally from the original presentation.
- Neo:6 offers a music mode to expand stereo nonmatrix recordings into the five- or six-channel layout, in a way which does not diminish the subtlety and integrity of the original stereo recording.

• dts Digital Surround ES®

DTS-ES Extended Surround is a new multichannel digital signal format developed by Digital Theater Systems Inc. While offering high compatibility with the conventional DTS Digital Surround format, DTS-ES Extended Surround greatly improves the 360-degree surround impression and space expression thanks to further expanded surround signals. This format has been used professionally in movie theaters since 1999.

In addition to the 5.1 surround channels (FL, FR, C, SL, SR and LFE), DTS-ES Extended Surround also offers the SB (Surround Back) channel for surround playback with a total of 6.1 channels. DTS-ES Extended Surround includes two signal formats with different surround signal recording methods, as DTS-ES Discrete 6.1 and DTS-ES Matrix 6.1.

• dts Digital Surround 96/24

The stereo CD is a 16-bit medium with sampling at 44.1 kHz. Professional audio has been 20- or 24-bit for some time, and there is increasing interest in higher sampling rates both for recording and for delivery into the home. Greater bit depths provide extended dynamic range. Higher sampling rates allow wider frequency response and the use of anti-alias and reconstruction filters with more favorable aural characteristics.

DTS 96/24 allows for 5.1 channel sound tracks to be encoded at a rate of 96kHz/24bits on DVD-Video titles.

When DVD-video appeared, it became possible to deliver 24-bit, 96 kHz audio into the home, but only in two channels, and with serious limitations on picture. This capability has had little use.

DVD-audio allows 96/24 in six channels, but a new player is needed, and only analog outputs are provided, necessitating the use of the D/A converters and analog electronics provided in the player.

DTS 96/24 offers the following:

1. Sound quality transparent to the original 96/24 master.
2. Full backward compatibility with all existing decoders. (Existing decoders will output a 48 kHz signal)
3. No new player required: DTS 96/24 can be carried on DVD-video, or in the video zone of DVD-audio, accessible to all DVD players.
4. 96/24 5.1-channel sound with full-quality full-motion video, for music programs and motion picture soundtracks on DVD-video.



DTS-HD Master Audio is capable of delivering audio that is a bit-for-bit identical to the studio master. DTS-HD Master Audio delivers audio at super high variable bit rates—24.5 mega-bits per second (Mbps) on Blu-ray discs and 18.0 Mbps on HD-DVD - that are significantly higher than standard DVDs. This bit stream is so "fast" and the transfer rate is so "high" that it can deliver the Holy Grail of audio: 7.1 audio channels at 96k sampling frequency/24 bit depths that are identical to the original. With DTS-HD Master Audio, you will be able to experience movies and music, exactly as the artist intended: clear, pure, and uncompromised.

Manufactured under license under U.S. Patent #'s: 5,451,942; 5,956,674; 5,974,380; 5,978,762; 6,226,616; 6,487,535 & other U.S. and worldwide patents issued & pending.

DTS is a registered trademark and the DTS logos, Symbol, DTS-HD and DTS-HD Master Audio are trademarks of DTS, Inc. © 1996-2007 DTS, Inc. All Rights Reserved.



DTS-HD High Resolution Audio can deliver up to 7.1 channels of sound that is virtually indistinguishable from the original. DTS-HD High Resolution Audio delivers audio at high constant bit rates superior to standard DVDs—6.0 Mbps on Blu-ray discs and 3.0 Mbps on HD-DVD to produce outstanding sound quality. It is capable of delivering up to 7.1 channels at 96k sampling frequency/24 bit depth resolution. It allows content creators to deliver rich, high definition audio on movies where disc space may not allow for DTS-HD Master Audio.

Manufactured under license under U.S. Patent #'s: 5,451,942; 5,956,674; 5,974,380; 5,978,762; 6,226,616; 6,487,535 & other U.S. and worldwide patents issued & pending. DTS is a registered trademark and the DTS logos, Symbol, DTS-HD, DTS-HD High Resolution Audio and DTS-HD High Res Audio are trademarks of DTS, Inc. © 1996-2007 DTS, Inc. All Rights Reserved.



Dolby Digital identifies the use of Dolby Digital audio coding for such consumer formats as DVD and DTV. As with film sound, Dolby Digital can provide up to five full-range channels for left, center, and right screen channels, independent left and right surround channels, and a sixth ("1") channel for low-frequency effects.

Dolby Surround Pro Logic II is an improved matrix decoding technology that provides better spatiality and directionality on Dolby Surround program material; provides a convincing three-dimensional soundfield on conventional stereo music recordings; and is ideally suited to bring the surround experience to automotive sound. While conventional surround programming is fully compatible with Dolby Surround Pro Logic II decoders, soundtracks will be able to be encoded specifically to take full advantage of Pro Logic II playback, including separate left and right surround channels. (Such material is also compatible with conventional Pro Logic decoders.)

Dolby Digital EX creates six full-bandwidth output channels from 5.1-channel sources. This is done using a matrix decoder that derives three surround channels from the two in the original recording. For best results, Dolby Digital EX should be used with movies soundtracks recorded with Dolby Digital Surround EX.

About Dolby Pro Logic IIx

Dolby Pro Logic IIx technology delivers a natural and immersing 7.1-channel listening experience to the home theater environment. A product of Dolby's expertise in surround sound and matrix decoding technologies, Dolby Pro Logic IIx is a complete surround sound solution that maximizes the entertainment experience from stereo as well as 5.1-channel encoded sources.

Dolby Pro Logic IIx is fully compatible with Dolby Surround Pro Logic technology and can optimally decode the thousands of commercially available Dolby Surround encoded video cassettes and television programs with enhanced depth and spatiality. It can also process any high-quality stereo or Advanced Resolution 5.1-channel music content into a seamless 6.1- or 7.1-channel listening experience. 6



The Dolby Headphone technology provides a surround sound listening experience over headphones.

When listening to multichannel content such as DVD movies over headphones, the listening experience is fundamentally different than listening to speakers. Since the headphone speaker drivers are covering the pinna of the ear, the listening experience differs greatly from traditional speaker playback. Dolby utilizes patented headphone perspective curves to solve this problem and provides a non-fatiguing, immersive, home theater listening experience. Dolby Headphone also delivers exceptional 3D audio from stereo material.



Dolby Virtual Speaker is a technology certified by Dolby Laboratories that creates a virtualized surround sound experience from two speakers using a multichannel Dolby Digital source. Additionally, Dolby Virtual Speaker can simulate the surround sound effect produced by Dolby Pro Logic or Dolby Surround Pro Logic II.

Dolby Virtual Speaker retains all the original Multichannel audio information and provides the listener with the sensation of being surrounded by additional speakers.



Dolby® TrueHD is Dolby's next-generation lossless technology developed for high-definition disc-based media. Dolby TrueHD delivers tantalizing sound that is bit-for-bit identical to the studio master, unlocking the true high-definition entertainment experience on next-generation discs. When coupled with high-definition video, Dolby TrueHD offers an unprecedented home theater experience that lets you enjoy sound as stunning as the high-definition picture.




Dolby Digital Plus is a highly sophisticated and versatile audio codec based on Dolby Digital and designed specifically to adapt to the changing demands of future audio, video delivery, and audio storage systems while simultaneously retaining backwards compatibility with the existing Dolby Digital 5.1-channel home theater systems in use today.

Manufactured under license from Dolby Laboratories. "Dolby", "Pro Logic", "Surround EX", and the double-D symbol are trademarks of Dolby Laboratories.



Circle Surround II (CS-II) is a powerful and versatile multichannel technology. CS-II is designed to enable up to 6.1 multichannel surround sound playback from mono, stereo, CS encoded sources and other matrix encoded sources. In all cases the decoder extends it into 6 channels of surround audio and a LFE/subwoofer signal. The CS-II decoder creates a listening environment that places the listener "inside" music performances and dramatically improves both hi-fi audio conventional surround-encoded video material. CS-II provides composite stereo rear channels to greatly improve separation and image positioning—adding a heightened sense of realism to both audio and A/V productions.

CS-II is packed with other useful feature like dialog clarity (SRS Dialog) for movies and cinema-like bass enrichment (TruBass). CS-II can enable the dialog to become clearer and more discernable in movies and it enables the bass frequencies contained in the original programming to more closely achieve low frequencies—overcoming the low frequency limitations of the speakers by full octave.

Circle Surround II, SRS and  symbol are trademarks of SRS Labs, Inc. Circle Surround II technology is incorporated under license from SRS Labs, Inc.



HDCD® (High Definition Compatible Digital®) is a patented process for delivering on Compact Disc the full richness and details of the original microphone feed.

HDCD encoded CDs sound better because they are encoded with 20-bits of real musical information as compared to 16-bits for all other CDs.

HDCD overcomes the limitation of the 16-bit CD format by using a sophisticated system to encode the additional four bits onto the CD while remaining completely compatible with the CD format.

When listening to HDCD recordings, you hear more dynamic range, a focused 3-D sound stage, and extremely natural vocal and musical timbre. With HDCD, you get the body, depth and emotion of the original performance not a flat, digital imitation.

HDCD system manufactured under license from Microsoft. This product is covered by one or more of the following: In the United States 5,479,168 5,638,074 5,640,161 5,808,574 5,838,274 5,854,600 5,864,311 5,872,531 and in Australia 669,114 with other patents pending.



HDMI, the **HDMI** and High-Definition Multimedia Interface are trademarks or registered trademarks of HDMI Licensing LLC.



Several factors can degrade the sound from even the best loudspeakers in a listening room. One of the most important is the interaction of sound from the loudspeakers with large surfaces such as walls, the floor and the ceiling in the room. Even with careful loudspeaker placement and acoustical treatments, there are significant problems that are caused by room acoustics. These include reflections from nearby surfaces and standing waves created between large parallel surfaces in the room. In a home theater, the situation is further complicated because there are several listening locations. The effects of room acoustics on the sound arriving at each person's ears are very different and the result is a listening experience that is degraded in a different way for each person in the room.

It is not uncommon to have variations in two adjacent seats as large as 10 dB, particularly in the frequency range below 250 Hz. The solution to this problem is to apply room correction after measuring precisely how each loudspeaker interacts with the room. Because the room causes variations in the frequency response of the loudspeakers that are so large from seat to seat, it is important to sample the sound from several locations in the listening room. This should be done even if there is only one listener. Measurement at a single location is not representative of the acoustical problems in the room and will, in most cases, degrade overall performance. Audyssey MultEQ is the only technology able to achieve room correction for multiple listeners in a large listening area. It does so by combining the data collected at several points in the room from each loudspeaker and then applying correction to minimize the acoustical effects of the room and match the frequency resolution of human perception (known as psychoacoustics).

Further, MultEQ correction is applied in frequency and time domains and removes artifacts, such as smearing or modal ringing, sometimes associated with traditional methods of room equalization.

In addition to correcting frequency response problems over a wide listening area, Audyssey MultEQ provides a completely automated sound system set-up process. It identifies the number of loudspeakers connected to the amplifiers and whether they are satellites or subwoofers. If there is a least one subwoofer connected, Audyssey MultEQ determines the optimum crossover frequency between each satellite and the subwoofer(s). It automatically checks the polarity of each loudspeaker and alerts the user to the ones wired out-of-phase relative to the others.

It measures the distance to each loudspeaker from the main listening position and adjusts the delays so the sound from each loudspeaker arrives at the same time. Finally, Audyssey MultEQ determines the playback level of each loudspeaker and adjusts the volume trims so all levels are equal.



Manufactured under license from Audyssey Laboratories. U.S. and foreign patents pending. MultEQ is a registered trademark of Audyssey Laboratories.

x.v.Color

"x.v.Color" and "x.v.Color" logo are trademarks of Sony Corporation.

XM Satellite Radio Ready



The XM name and related logos are registered trademarks of XM Satellite Radio Inc.

XM HD Surround uses Neural Surround™ technology to achieve optimal surround sound from XM radio.



© 2006 SIRIUS Satellite Radio Inc. "SIRIUS" and the SIRIUS dog logo are registered trademarks of SIRIUS Satellite Radio Inc.

3. POWER AMPLIFIER ADJUSTMENT

Idling Current Alignment

- Each of the measurement points are provided with the two test points. Set a digital Voltage meter to DC voltage input, connect the meter to the test points at both contact points.
- After the setup above, turn on the main switch.
- Adjust variable resistors (VR91 - VR97) according to the digital voltmeter readings. The target setting value is the following table for each channels.

Settings :

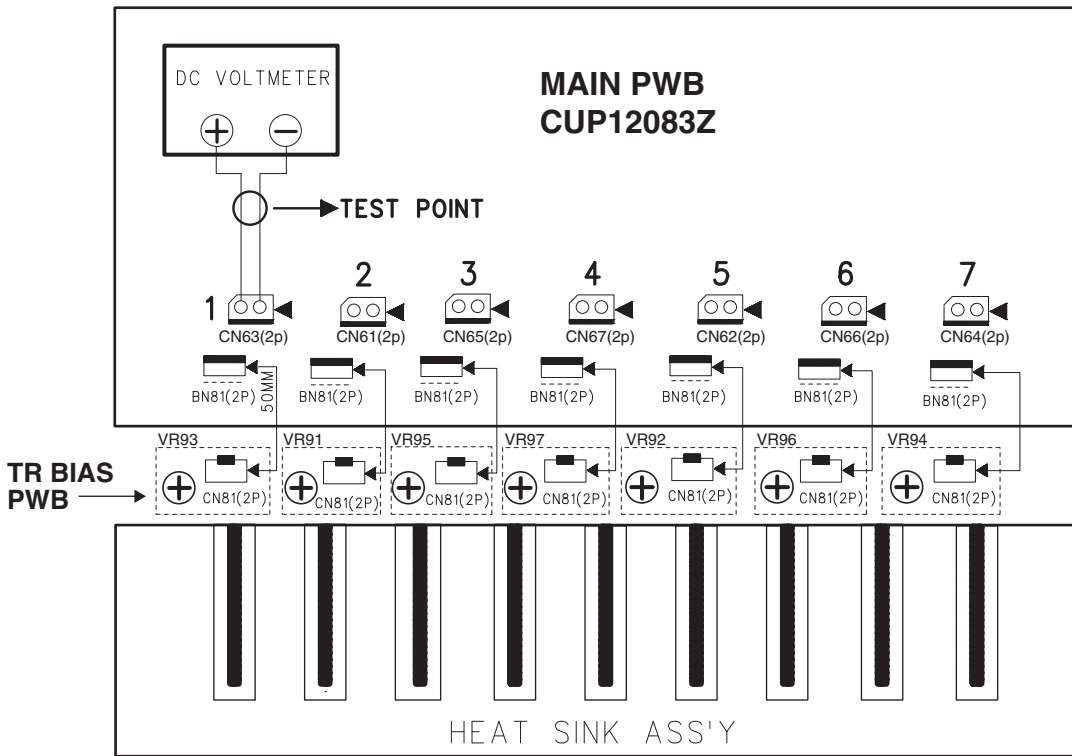
Master Volume — Minimum
 Speaker out — No Load
 Top lid — OPEN

アイドリング電流調整

- 電源をONする前にそれぞれの"+"端子と "-"端子間にデジタルボルトメーターを接続します。デジタルボルトメーターをDC電圧入力にセットします。
- 上記のセットアップの後に、本機の電源をONします。
- デジタルボルトメーターの電圧値を監視しながら可変抵抗器(VR91 ~ VR97)を調節します。
各チャンネルの目標値は下記の表を参照下さい。

セッティング :

マスター・ボリューム — 最小
 スピーカー接続 — 無し
 トップカバー — 無し



DC voltmeter.....Connect to CN6x

Time Table of Idling Current Rise

No.	Channel	Measuremet Point	Alignment Point
1	Surround Left	CN62	VR93
2	Center	CN65	VR91
3	Surround Right	CN64	VR95
4	Front Left	CN67	VR97
5	Surroud Back Left	CN61	VR92
6	Front Right	CN66	VR96
7	Surroud Back Right	CN63	VR94

After Turning ON	Measurement Voltage (CN6x)
5 min	7.5 mV ±0.5 mV
10 min	7.5 mV ±0.5 mV
20 min	7.5 mV ±0.5 mV
30 min	7.5 mV ±0.5 mV
40 min	7.5 mV ±0.5 mV
50 min	7.5 mV ±0.5 mV
60 min	7.5 mV ±0.5 mV

4. SERVICE MODE

MAIN CPU (IC11) Version, DSP (IC23) Version, HDMI CPU (IC61), USB CPU (IC01) Version and Segment Check Mode.

1. Connect the mains cord into the unit.
2. Press the **POWER ON/OFF (STANDBY)** button for turn on the unit.
3. Press the **AUTO, EXIT and CLEAR** buttons simultaneously more than 3 seconds.
4. The FL display shows "SERVICE MODE" for 2 seconds then shows the model name and the software version of the MAIN CPU (IC11) is displayed the format below.

D V D												: A N A																			
S E R V I C E												M O D E																			
S R 5 0 0 3												S R 5 0 0 3																			
V 0 7 0 9 2 7 0												V 0 7 0 9 2 7 0																			
Year				Month				Date				Destination				年				月				日				仕向け			

5. Press the **ENTER** button again, the software serial Number of the unit is displayed.

S R 5 0 0 3											
M Z X X X X X X X X X X											

6. Press the **ENTER** button again, the TI DSP (IC23) B1 code is displayed

S R 5 0 0 3											
B 1 2 9 7 0 5 1 7 1											

7. Press the **ENTER** button again, the TI DSP (IC23) B2 code is displayed

S R 5 0 0 3											
B 2 2 9 7 0 4 0 2 1											

8. Press the **ENTER** button again, the software version of the HDMI CPU (IC61) is displayed

S R 5 0 0 3											
H D M I V e r . h X X											

9. Press the **ENTER** button again, the software version of the USB CPU (IC01) is displayed. (**SR6003 only**)

S R 6 0 0 3											
U S B : 0 8 0 5 0 7 1											

MAIN CPU (IC11) Version, DSP (IC23) Version, HDMI CPU (IC61), USB CPU (IC01) Version and Segment Check Mode.

1. 本機に電源コードを接続します。
2. **POWER ON/OFF (STANDBY)**ボタンを押し、本機の電源を入れます。
3. **AUTO, EXIT, CLEAR**の3つのボタンを同時に3秒以上押しします。
4. FLに"SERVICE MODE"と2秒表示し、次にモデル名とMAINマイコン(IC11)を表示します。

5. 更にENTERボタンを押すと、ソフトウェアシリアルナンバーが表示されます。

6. 更にENTERボタンを押すと、TI DSP(IC23) B1 Codeが表示されます。

7. 更にENTERボタンを押すと、TI DSP(IC23) B2 Codeが表示されます。

8. 更にENTERボタンを押すと、HDMI CPU(IC61)のバージョンが表示されます。

9. 更にENTERボタンを押すと、USB CPU(IC01)のバージョンが表示されます。(**SR6003のみ**)

10. Press the **ENTER** button again, the left half, right half and center of the label area in the FLD light on and off each other.
11. Press the **ENTER** button again, the segments of the character area in the FLD flick in checker pattern.
12. Press the **ENTER** button again, all the FL segments turn off.
13. Press the **ENTER** button again to quit this mode.

HOW TO RESET THE UNIT

Should the operation or display seem to be abnormal, reset the unit with the following procedure.

The unit is turned on, press and hold the **SURROUND MODE** and **CLEAR** buttons simultaneously for 3 seconds or more. Remember that the procedure will reset the settings of the function selector, Surround mode, delay time, TUNER PRESET etc., to their initial settings.

10. 更に**ENTER** ボタンを押すと、FLのラベル部分の左半分と右半分および中心部が交互に点灯と消灯を繰り返します。
11. 更に**ENTER** ボタンを押すと、FLのキャラクタセグメント部がチェッカーフラグのように点灯と消灯を繰り返します。
12. 更に**ENTER** ボタンを押すと、FLは全消灯します。
13. 更に**ENTER** ボタンを押すと、サービスモードを終了します。

初期状態に戻すには（リセット）

但しリセット行くと、プリセットメモリ等の設定した内容が消去されます。

1. 電源が入っていることを確認します。
2. 本体の**SURROUND MODE** ボタンを押しながら、**CLEAR** ボタンを3 秒以上押します。

本機は一度スタンバイ状態になった後、再度**POWER - ON** 状態となり、各種設定された内容が初期化され、工場出荷時の状態に戻ります。

5. SYSTEM ERROR

Check 1

- **Indication of abnormalities with the EEPROM (INPUT PWB / IC12) Interface**

This indicates a communication error wherein the ACK will not return for 2 seconds or more while the system is in communication with the EEPROM (INPUT PWB / IC12).

- Message on FL display

C	H	E	C	K	E	2	P	I	F
---	---	---	---	---	---	---	---	---	---

Points to be checked

- 1) The IIC Clock Line (IC11/116 pin – IC12/6 pin) is normal when the power is ON.
- 2) The IIC Data Line (IC11/117 pin – IC12 / 5 pin) is normal when the power is ON.
- 3) The IC12/8 pin is supplied with VCC +3.3V.
- 4) If none of the above is negative, the IC12 may be having a defect.

Check 2

- **+5V supply Error Detection (_5V DOWN)**

When the power is turned on or while the unit is in normal operation, an abnormality occurs with the +5V power supply, and the +5V power into the CPU 137 pin cannot be detected.

- **Detection of DC on Power Amp Output (_P AMP FAIL)**

When the power is turned on or while the unit is in normal operation, an abnormality occurs with the Power Amp, and DC is detected on the CPU 121 pin.

- **Detection of abnormal heat of Power Amp (_P AMP FAIL)**

The Power Amp is overheated while in normal operation, with an abnormality detected on the CPU 121 pin.

- **Detection of Overcurrent below 200msec on Power Amp (_P CUR FAIL)**

When the product is in normal operation, an abnormality occurs with the POWER AMP, and an overcurrent of less than 200msec is detected on the CPU 120 pin.

When errors like the above abnormalities are detected, the software automatically puts the product into STANDBY mode, with the STANDBY LED flickering approximately every 500msec.

NOTE : The product can recover from the SYSTEM ERROR when the user turns on and then off the STANDBY. However, once any of the above errors is redetected, the product goes into STANDBY again.

Points to be checked :

- 1) The CN97 (INPUT PWB) 1 & 2 pins are supplied with +5V when the power is ON
- 2) The Microprocessor 121pin (Power Amp Fail) is

5. SYSTEM ERROR

Check 1

- **EEP-ROM (INPUT PWB / IC12) Interface異常検出**

EEP-ROM (INPUT PWB / IC12)との通信でACKが帰ってこない状態（通信エラー）が約2秒以上生じた場合FL Displayに下記の様な表示がされます。

- FL DisplayへのError表示

回路上的確認箇所

- ① Power ON時にIIC Clock Line (IC11/116pin - IC12 / 6pin)が正常なのを確認する。
- ② Power ON時にIIC Data Line (IC11/117pin - IC12 / 5pin)が正常なのを確認する。
- ③ IC12 / 8pinにVCC (+3.3V)が供給されていることを確認する。
- ④ 上記の①-③に不具合が生じていない場合はIC12の不良が考えられます。

Check 2

- **+5V Supply異常検出 (_5V DOWN)**

電源ON時又は通常動作時に+5V電源に異常が発生し、CPUの137pinに入力される+5Vの検出が出来なかった（出来なくなった）場合。

- **Power Amp出力のDC検出 (_P AMP FAIL)**

電源ON時又は通常動作時にPower Ampに異常が発生し、CPUの121pinでPower Amp出力のDC検出がされた場合

- **Power Ampの異常温度検出 (_P AMP FAIL)**

通常動作時にPower Ampの異常な温度上昇が発生し、CPUの121pinで異常が検出がされた場合。

- **Power Ampの200msec未満の過電流検出 (_P CUR FAIL)**

通常動作時にPower Ampに異常が発生し、CPUの120pinでPower Ampの過電流が200msec未満で検出された場合。

上記の様な異常検出がされた場合は、Softwareは自動的に製品をSTANDBY状態にして、STANDBY LEDを約500msec間隔で点滅させます。

復帰操作 :

このSystem ErrorはUserがSTANDBY ON/OFF操作を行うことで通常動作に復帰しますが、上記の異常を再検出することで製品は再びSystem Errorとなります。

回路上的確認箇所

- ① 電源ON時にCN97 (INPUT PWB) 1, 2pinに+5Vが供給されていることを確認する。
- ② 電源ON時にマイコンの121pin (Power Amp Fail)が"H"になっていることを確認する。
(121pinが電源ONしてから2秒以上"L"状態が継続している場合はPOWER AMP回路に異常が発生している)

outputting the "H" signal; (If the 121 pin continues to be in the "L" state for 2 seconds or more after the power is turned ON, the Power Amp circuit is having a problem.)

- 3) Check that the speaker cable connected to the product is not in contact and shorting out.
- 4) The Microprocessor 25 pin (Power Down) is outputting the "H" signal when the power is turned ON. (If the 25pin continues to be in the "L" state after the power is turned on, the MAIN PWB circuit, the IC96 and its adjacent circuits are developing an abnormality.)

NOTE : HOW TO RECOVER FROM SYSTEM ERROR (STANDBY LED flickering)

The product can recover by turning on STANDBY on the remote controller after the above errors are rectified.

Check 3

• Detection of Overcurrent over 200 msec on POWER AMP (_P CUR FAIL)

When the power is turned on or while the product is in normal operation, an abnormality occurs with the POWER AMP, and an overcurrent of 200msec or more (500msec or more when the power is on) is detected on the CPU 120 pin.

• Detection of an abnormality on +/-12V Supply or Power Amp power supply (_P LINE FAIL)

When the power is turned on or while the product is in normal operation, an abnormality occurs with the +/-12V supply or POWER AMP power supply with an abnormality detected on CPU 122 pin.

When errors like the above abnormalities are detected, the software automatically puts the product into STANDBY mode, with the STANDBY LED flickering approximately every 125msec.

NOTE : This SYSTEM ERROR cannot be rectified by users.

In order to power on the product, please do the following.

: Hold down "SURROUND MODE", "EXIT" & "CLEAR" at the same time for 3 seconds or more. However, if any problem remains with the product, the SYSTEM ERROR will occur again.

Points to be checked on the circuit

- 1) Check that the 120 pin (_P CUR FAIL) of the microprocessor is outputting "H". (If the 120pin is in the L-state for 500msec or more after the power is turned on, the POWER AMP circuit is developing an abnormality.)
- 2) Make sure that the 122pin of the microprocessor (POWER LINE FAIL) is "H". (If the 122 pin is in the L-state for 3.5 seconds or more after the power is turned on, the +/-12V power supply or the POWER AMP power supply is developing an abnormality.)

- ③ 製品に接続されているSpeaker Cableが+/-又はRear Panel等にShortしていないか確認する。
- ④ 電源ON時にマイコンの25pin (Power Down)が"H"になっていることを確認する。
(電源ONしても、25pinが"L"状態で継続している場合はMAIN PWB上のIC96及び周辺回路に異常が発生している)

復帰操作 :

System Error (STANDBY LEDの点滅)からの復帰は上記の不具合を改善後リモコンのSTANDBY ON操作で復帰できます。

Check 3

• Power Ampの200msec以上の過電流検出 (_P CUR FAIL)

電源ON時又は通常動作時にPower Ampに異常が発生し、CPUの120pinでPower Ampの過電流が200msec以上(Power ON時は500msec以上)検出された場合。

• +/- 12V Supply又は、Power Amp用電源の異常検出 (_P LINE FAIL)

電源ON時又は通常動作時に+/-12V電源又は、Power Amp用の電源に異常が発生し、CPUの122pinで異常検出がされた場合。

上記の様な異常検出がされた場合は、製品をSTANDBY状態にして、STANDBY LEDを約125 msec間隔で点滅させます。

Note : このSystem ErrorはUserが通常動作に復帰させることは出来ません。製品の電源をONさせる場合は次の操作を行います。

復帰操作 :

"SURROUND MODE" + "EXIT" + "CLEAR"ボタンを同時に押し3秒以上保持する。
但し、製品に不具合が残っている場合は再びSYSTEM ERRORが働きます。

回路上の確認箇所

- ① 電源ON時にマイコンの120pin (_P CUR Fail) が "H" になっていることを確認する。
(120pinが電源ONしてから500 msec以上"L"状態が継続している場合はPOWER AMP回路に異常が発生している)
- ② 電源ON時にマイコンの122pin (Power Line Fail)が "H"になっていることを確認する。
(122pinが電源ONしてから3.5秒以上"L"状態が継続している場合は+/-12V電源又は、Power Amp用の電源に異常が発生している)

Check 4

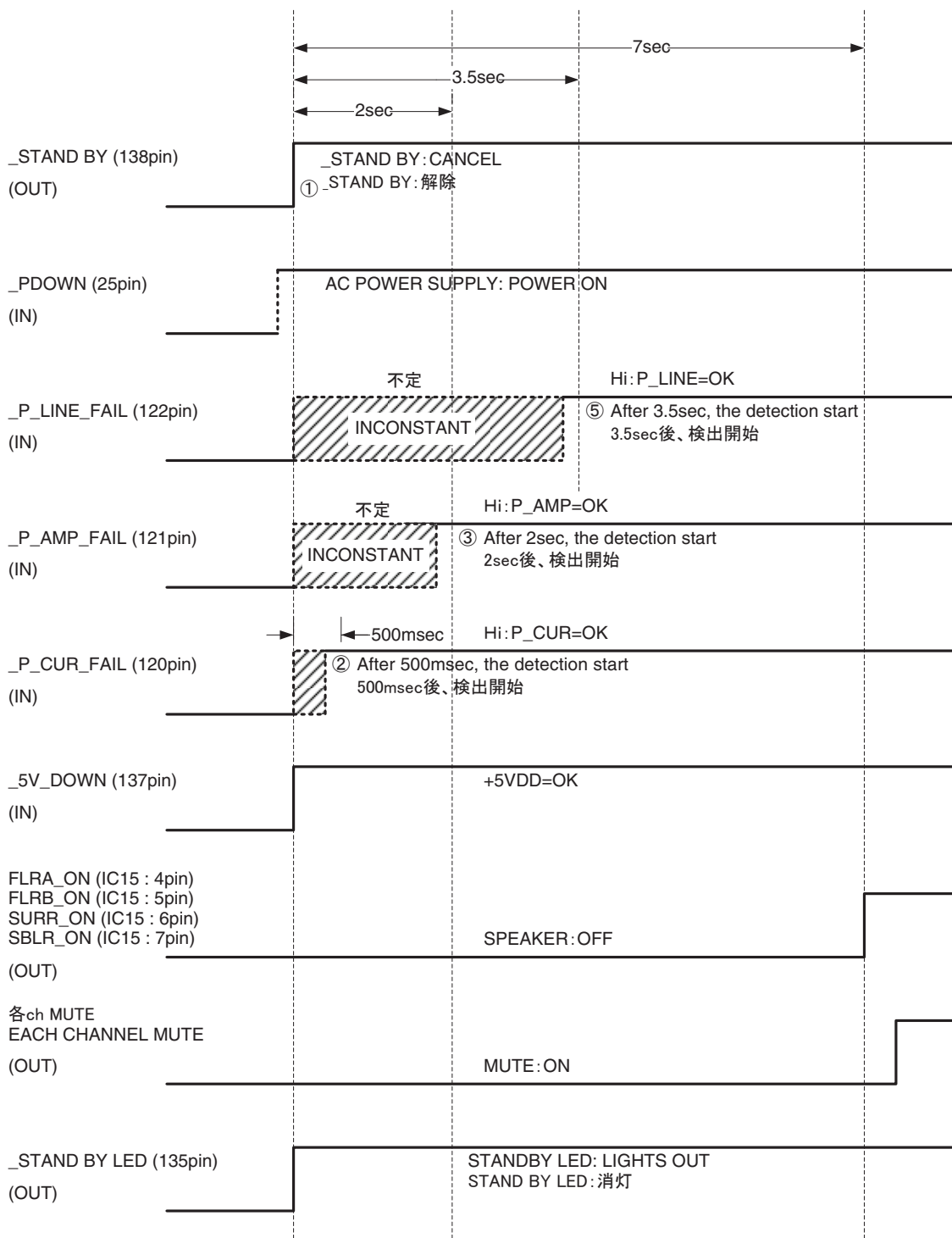
• **TIMING CHART**

Normal operation when the power is turned on

Check 4.

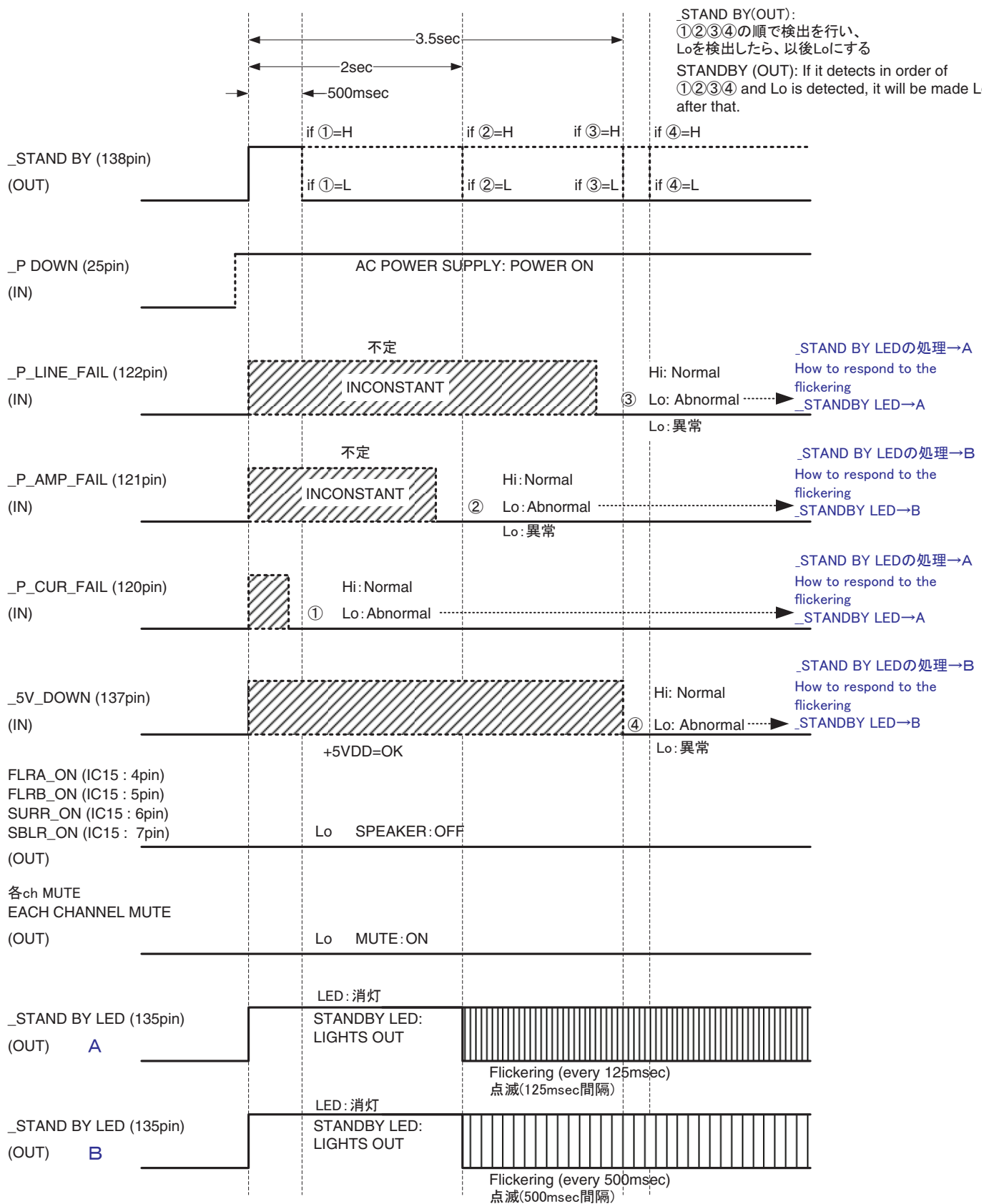
• **TIMING CHART**

電源ON時の正常動作



For the product to start operating normally when the power is turned on, the circuit connected to each input port of _P DOWN, _5V DOWN, _P CUR FAIL, _P AMP FAIL and _P LINE FAIL needs to be operating normally.

電源ON時に製品が通常動作を開始するためには、上図の様なTimingで_P DOWN, _5V DOWN, _P CUR FAIL, _P AMP FAIL, _P LINE FAILの各入力Portで接続されている回路が正常動作している必要があります。



6. DUAL BACKUP MEMORY

This product has a Dual Backup Memory function. The conventional Backup functions to memorize, in the EEPROM (IC12) in the circuit, a current setting of the moment the main power is turned off so that it can be restored when it is turned ON again. Meanwhile, the DUAL BACKUP MEMORY is capable of memorizing any arbitrary setting that is configured while the product is in operation so as to restore it at any time.

When servicing units returned from end-users for repairs, use this function to back up the current setting (e.g. Tuner Preset). This will enable the units to be returned to the users after repairs, with the setting unchanged.

NOTE : If end-users use this function, the data will be overwritten.

• HOW TO OPERATE

-Backup-

1. Configure a setting you would like to save in the MEMORY and hold down the [MEMORY] and [ENTER] buttons on the Front Panel at the same time for 3 seconds or more.
2. The FL Display indicates "MEMORY SAVING" while the Backup is being performed..
3. The FL Display indicates "COMPLETE" when the Backup is completed.

-Recovery-

1. Hold down the [MEMORY] and [ENTER] buttons on the Front Panel at the same time for 3 seconds or more.
2. The FL Display indicates "MEMORY LOAD" while the Recovery is being performed.
3. After the FL Display indicates "COMPLETE", the product goes into Standby mode. When the power is restored, the Recovery is completed. The FL Display indicates "NO BACKUP" if the DUAL BACKUP MEMORY has not been activated with no data to be recovered saved in the Memory. This function does not back up the levels of Main ZONE Volume, ZONE A Volume and ZONE A Speaker Volume. When the Recovery is done, ∞ is indicated.

• SERVICE PRECAUTIONS

When the Flash Rom (IC23) on the INPUT PWB is replaced or when the DSP CODE is rewritten for a version upgrade, make sure, in order to maintain consistency with the Backup Memory, to clear the DUAL BACKUP MEMORY in the following way :

-How to clear the Backup Memory-

1. Hold down the [MENU] and [CLEAR] buttons on the Front Panel at the same time for 3 seconds or more.
2. The FL Display indicates "BACKUP CLEAR" while the memory is being cleared.
3. After the FL Display indicates "COMPLETE", the operation is completed.

6. DUAL BACKUP MEMORY

本機はDual Backup Memory機能を持っています。

通常のBackupは製品の主電源が切られた時に、その時の状態を回路上のEEP-Rom (IC12)にMemoryして、電源がONされた時にその状態を復帰させますが、DUAL BACKUP MEMORY機能は、動作状態にある任意の状態をMemoryして、いつでもその状態を復帰させることが出来る機能です。

この機能を使ってEnd Userから修理依頼を受けた時の状態をBack Upさせておけば、修理後に確認の操作をしても、Userが使用していたときの状態(TunerのPreset等)を復帰させて返却することもできます。

注意 : End Userがこの機能を使用していた場合はそのDataは上書きされてしまうので注意が必要です。

• 操作方法

-Backup操作-

1. 製品をMemoryしたい状態にして、Front Panel上の[MEMORY]と[ENTER]ボタンを同時に3秒以上押し続けます。
2. FL Displayに"MEMORY SAVING"と表示されBackup処理が行われます。
3. FL Displayに"COMPLETE"と表示されれば処理は完了です。

-Recovery操作-

1. Front Panel上の[MEMORY]と[MENU]ボタンを同時に3秒以上押し続けます。
2. FL Displayに "MEMORY LOAD"と表示されRecovery処理が行われます。
3. FL Displayに"COMPLETE"と表示され製品は一度Standby状態となり復帰後Recovery処理が完了します。この時、DUAL BACK UP MEMORY操作がされてなく、RecoveryするDataがMemoryされていない場合はFL Displayに"NO BACKUP"と表示されます。また、Main ZONE Volume , ZONE A Volume , ZONE A Speaker Volumeの各Volume値についてはこの機能ではBackupされずに-∞でRecoveryされます。

• Service時の注意点

INPUT PWB上のFlash Rom (IC23)を交換した場合または、DSP CODEをVersion Up等の理由から書き換えた場合は、Backup Memoryとの整合性の為に必ず次の方法でDUAL BACKUP MEMORYの消去を行います。

-Backup MemoryのClear操作-

1. Front Panel上の[MENU]と[CLEAR]ボタンを同時に3秒以上押し続けます。
2. FL Displayに"BACKUP CLEAR"と表示されClear処理が行われます。
3. FL Displayに"COMPLETE"と表示されれば処理は完了です。

7. WRITING AND UPDATE SOFTWARE

Software for MAIN CPU, flash ROM for DSP, HDMI CPU can be updated/downloaded.

Have update/download application software. ("FlashUpdate_v110.exe", "da708_writer.exe", "wr36049.exe", "FlashSta.exe")

There are three mode of download, regarding to the target of software as bellow.

•Mode 1: Update/Download MAIN CPU's software to internal Flash-ROM.

This mode is to update/download the software for MAIN CPU.

The target devise is internal flash ROM of CPU (IC11) on CUP12086Z (INPUT PWB).

The unit needs to be set to writing condition, by application software.

The updating of software takes about 3 minutes.

•Mode 2: Update/Download DSP's software to Flash-ROM.

This mode is to update/download the software for DSP.

The target devise is Flash-ROM (IC23) on CUP12086Z (INPUT PWB).

The unit needs to be set writing condition, by three front buttons.

The updating of software takes about 6 minutes and 30 seconds.

•Mode 3: Update/Download HDMI CPU's software to internal Flash-ROM.

This mode is to update/download the software for HDMI CPU.

The target devise is internal flash ROM of CPU (IC61) on CUP12088Z (HDMI PWB).

The unit needs to be set writing condition, by three front buttons.

The updating of software takes about 2 minutes.

NECESSARY EQUIPMENT

The following items are required for updating/downloading.

Windows PC (OS: Windows2000 or WindowsXP) with Serial port.

RS-232C Dsub-9 pin cable (female to female/straight type)

Update software to MAIN CPU. (FlashUpdate_v110.exe, etc... in main folder)

Update software to flash ROM for DSP. (da708_writer.exe, etc... in DSP folder)

Update software to HDMI CPU. (FlashSta.exe, etc... in HDMI folder)

Use RS232C Dsub-9 pin cable (female to female/straight type) to connect PC and the RS-232C port in rear panel of the unit, when updating/downloading each of software.

7. WRITING AND UPDATE SOFTWARE

MAINマイコン、DSPのフラッシュROM、HDMIマイコンのソフトウェアは更新、および書き込みが出来ます。

更新および書き込みには書き込み用アプリケーションが必要です。("FlashUpdate_v110.exe", "da708_writer.exe", "wr36049.exe", "FlashSta.exe")

書き込みには下記の3つのモードがあります。

•Mode 1: Update/Download MAIN CPU's software to internal Flash-ROM.

このモードはMAINマイコンの更新および書き込み用です。基板CUP12086Z (INPUT PWB)のIC11のマイコン内部のフラッシュROMに書き込みます。

書き込み用アプリケーションから書き込みモードにする必要があります。

書き込みにかかる時間は約3分です。

•Mode 2: Update/Download DSP's software to Flash-ROM.

このモードはDSPのフラッシュROMの更新および書き込み用です。

基板CUP12086Z (INPUT PWB)のIC23のフラッシュROMに書き込みます。

本機のフロントボタン3つから書き込みモードにする必要があります。

書き込みにかかる時間は約6分30秒です。

•Mode 3: Update/Download HDMI CPU's software to internal Flash-ROM.

このモードはHDMIマイコンの更新および書き込み用です。基板CUP12088Z (HDMI PWB)のIC61のマイコン内部のフラッシュROMに書き込みます。

本機のフロントボタン3つから書き込みモードにする必要があります。

書き込みにかかる時間は約2分です。

必要機器

下記は更新および書き込みに必要な機器です。

Windows PC (OS : Windows2000 またはWindowsXP) で Serial ポートのあるもの

RS-232C ストレートケーブル(9Pin メス-9Pin メス)

MAINマイコン用書き込みソフトウェア(MAINフォルダ内 FlashUpdate_v110.exe、など)

DSPフラッシュROM用書き込みソフトウェア(DSPフォルダ内da708_writer.exe、など)

HDMIマイコン用書き込みソフトウェア(HDMIフォルダ内 FlashSta.exe、など)

それぞれのソフトウェアを更新および書き込みする場合、RS-232Cケーブルで本機リアパネルのRS232CコネクタとWindows PCのSerialポートを接続します。

Mode 1: Update/Download MAIN CPU's software to internal Flash-ROM

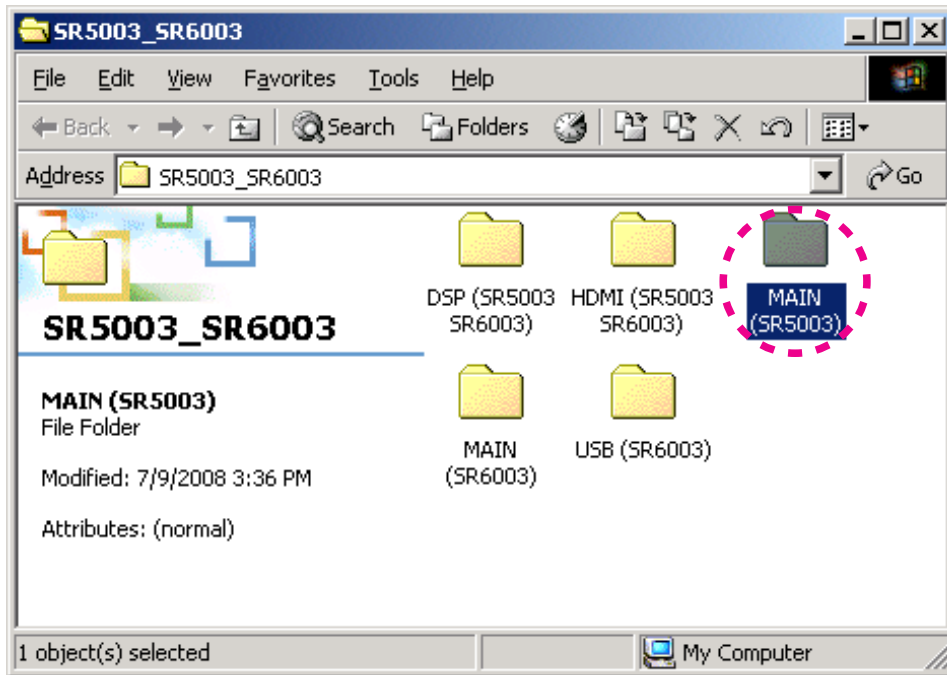
Update/Download software for MAIN CPU (Mode 1)

1. Put the "MAIN (SR5003)" folder into anywhere on your PC's hard disc.

Mode 1: Update/Download MAIN CPU's software to internal Flash-ROM

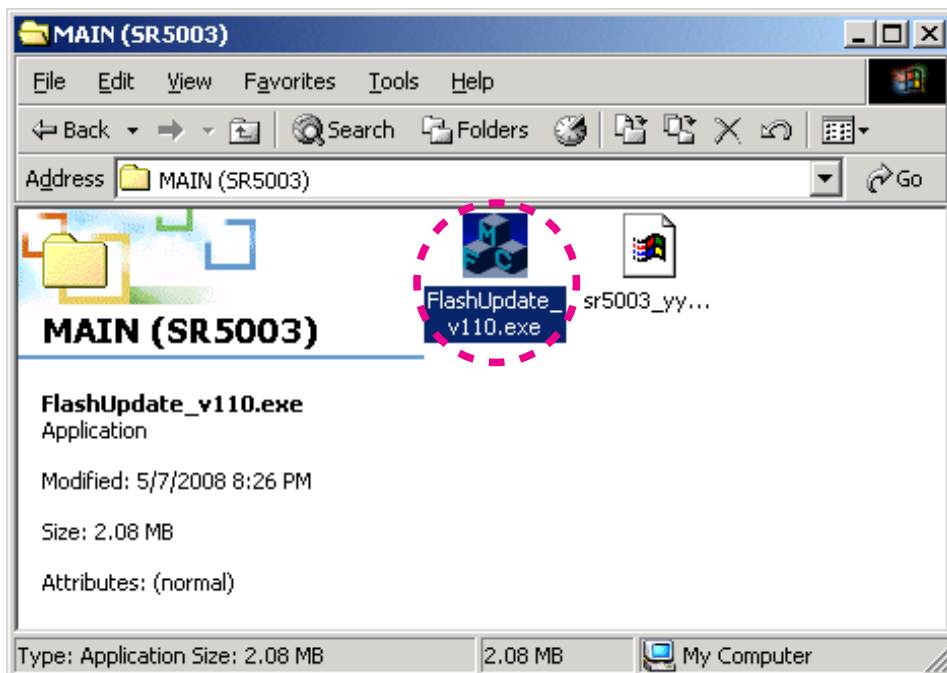
Update/Download software for MAIN CPU (Mode 1)

1. "MAIN (SR5003)"フォルダをPCの任意のフォルダにコピーします。



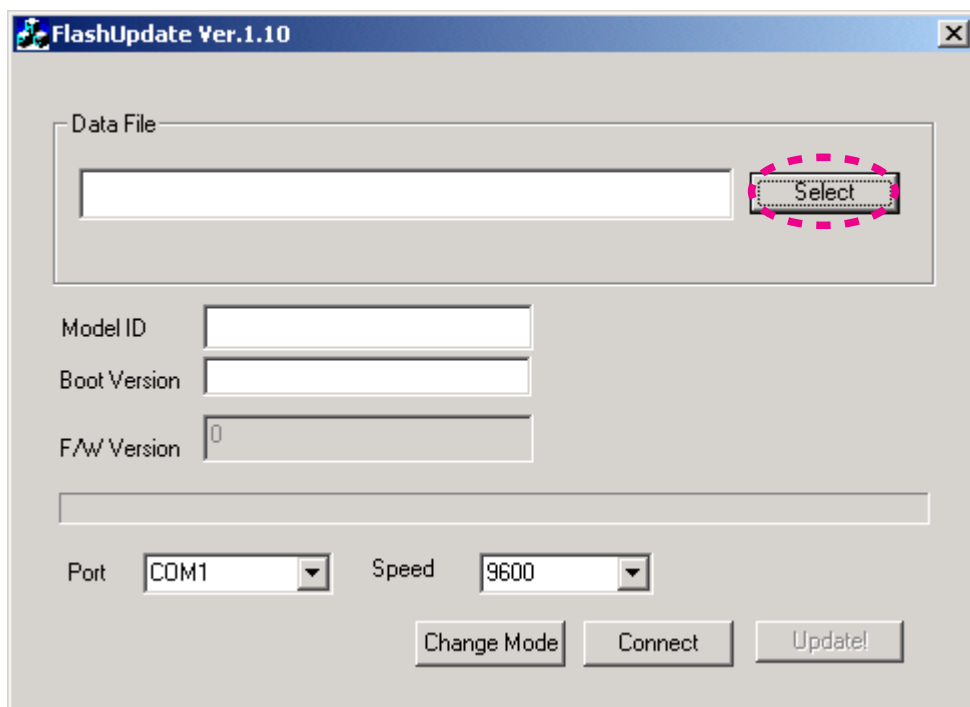
2. Connect RS-232C on the rear panel of the unit and Serial Port of windows PC with RS-232C cable.
3. Connect the mains cord into the unit.
4. And press the **POWER ON/OFF (STANDBY)** button for turn on the unit.
5. Double click the FlashUpdate_v110.exe. And launch the Flash Update.

2. 本機のリアパネルにあるRS-232CコネクタとWindows PCのSerialポートをRS-232Cケーブルで接続します。
3. 本機に電源ケーブルを差します。
4. 本機の**POWER ON/OFF (STANDBY)**ボタンを押して電源を入れます。
5. FlashUpdate_v110.exeをダブルクリックし、Flash Updateを起動します。



6. Click the **Select**.

6. **Select**をクリックします。

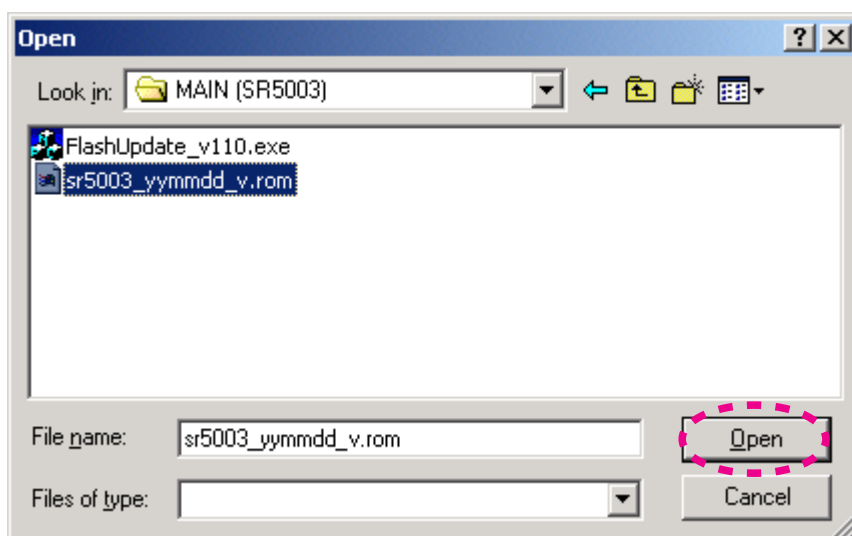


7. Choose the sr5003_yymmdd_v.rom. And Click the **Open**.

7. sr5003_yymmdd_v.romを選択し、**Open**をクリックします。

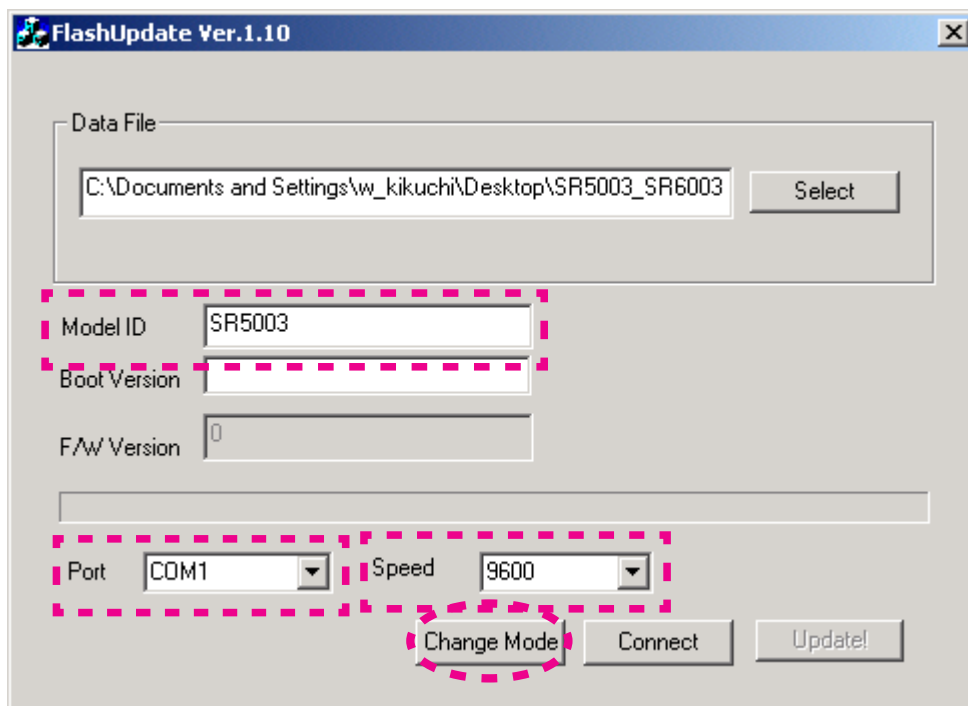
NOTE : The yy is two digits of year. The mm is month. The dd is date. The v is release number.

注意 : yyは年の下二桁、mmは月、ddは日、vはリリース番号



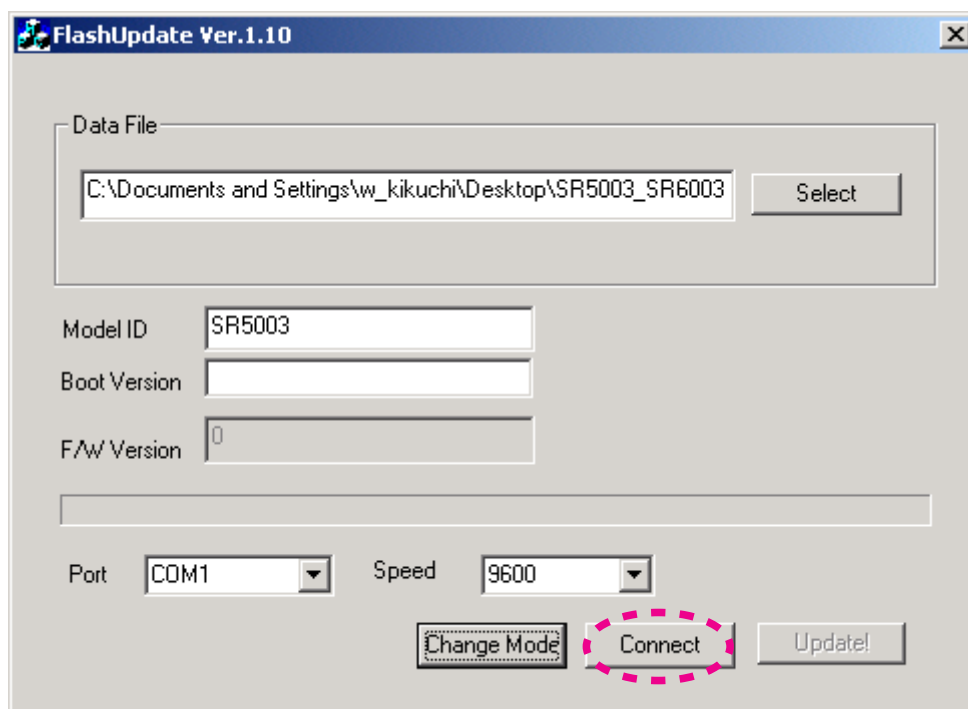
8. Input the **SR5003** in the Model ID.
Choose the **COM Port number**.
Choose the **9600** in the Speed.
And click the **Change Mode**.

8. Model IDに**SR5003**を入力します。
使用する**COMポート番号**を選択します。
Speedから**9600**を選択します。
Change Modeをクリックします。



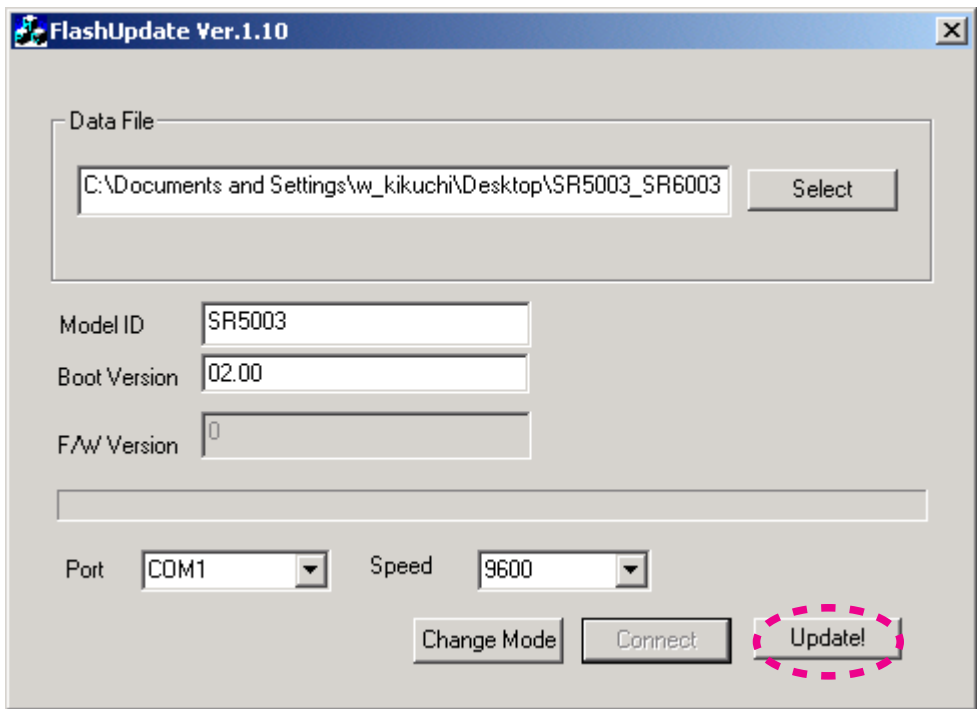
9. The FLD of the unit alternately displays "UPDATE MODE" or "CONNECTING".
10. Click the **Connect**.

9. 本機のFLディスプレイに" UPDATE MODE" と"CONNECTING"が交互に表示されます。
10. **Connect**をクリックします。



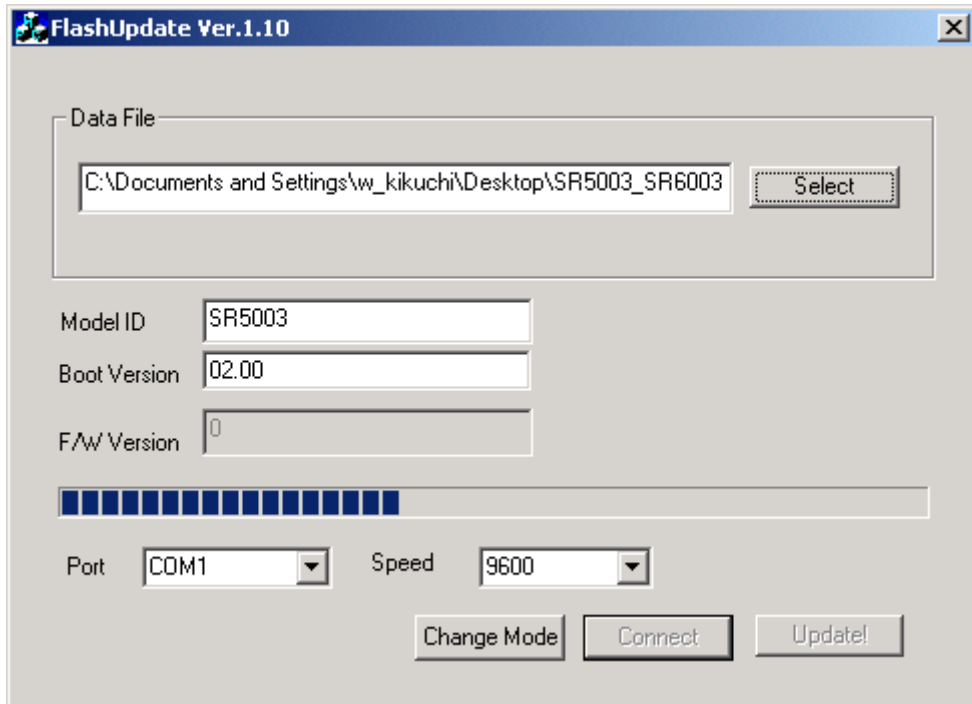
11. The **02.00** is inputted into the Boot Version automatically.
If the connection with the Main CPU is successfully made, the Update becomes active.
If the connection fails, error message will appear.
(Please check the connection.)
Click the **Update!**.

11. Boot Versionに**02.00**が入力されます。
MAINマイコンに接続ができた場合、**Update!**が有効になります。
接続に失敗した場合は、エラーメッセージが表示されます。
(各接続を確認してください。)
Update!をクリックします。



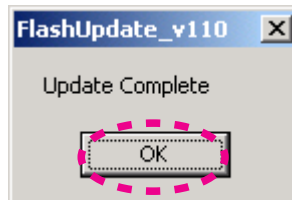
12. Software is written into the MAIN CPU.
The writing of software takes about 3 minutes.
At that time, the unit keeps displaying "CONNECTING"
between a few seconds.
Then, the FLD of the unit alternately displays "UPDATE1
?%" or "UPDATE MODE".

12. MAINマイコンにソフトウェアの書き込みが開始されま
す。
書き込みにかかる時間は約3分です。
このとき、本機のFLディスプレイに"CONNECTING"を
2, 3秒表示した後、"UPDATE1 ?%"と"UPDATE MODE"
を交互に表示します。



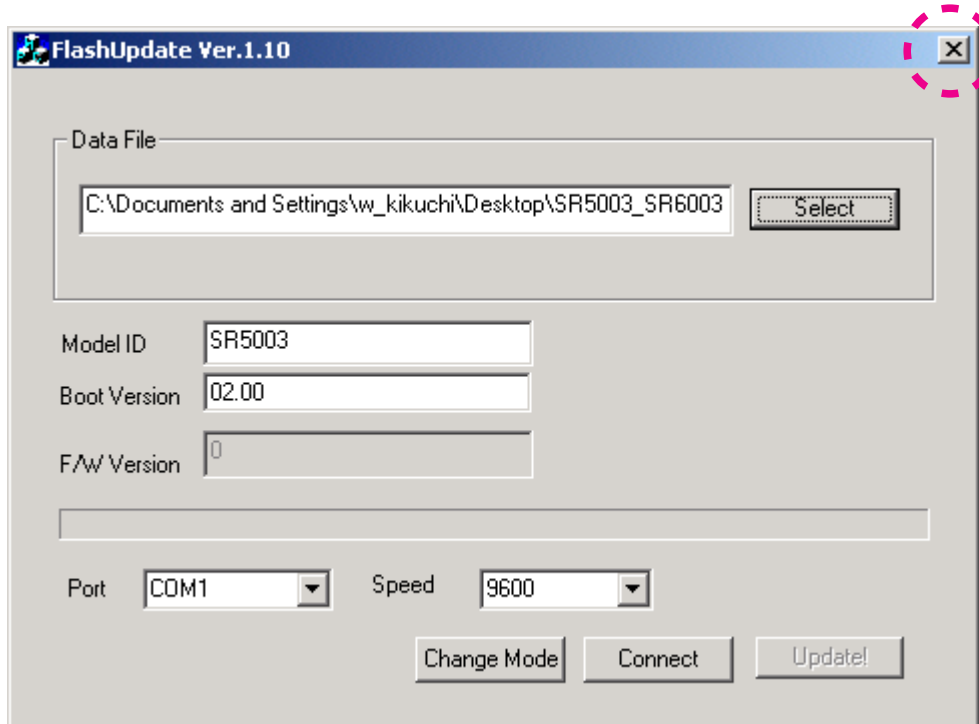
13. If the software is updated/downloaded successfully, a
dialog box saying "Update Complete" appears.
Click the **OK**.

13. 更新・書き込みが成功すると"Update Complete"のダイア
ログボックスが表示されます。
OKをクリックします。



14. Click the **X** to close the application.

14. **X**をクリックしアプリケーションを閉じます。



15. Press the **POWER ON/OFF (STANDBY)** button for turn off the unit.

15. **POWER ON/OFF (STANDBY)**ボタンを押して本機の電源を切ります。

16. Disconnect the mains cord.

16. 本機から電源ケーブルを外します。

17. Disconnect the RS-232C cable from the unit.

17. 本機からRS-232Cケーブルを外します。

Mode 2: Update/Download DSP's software to Flash-ROM

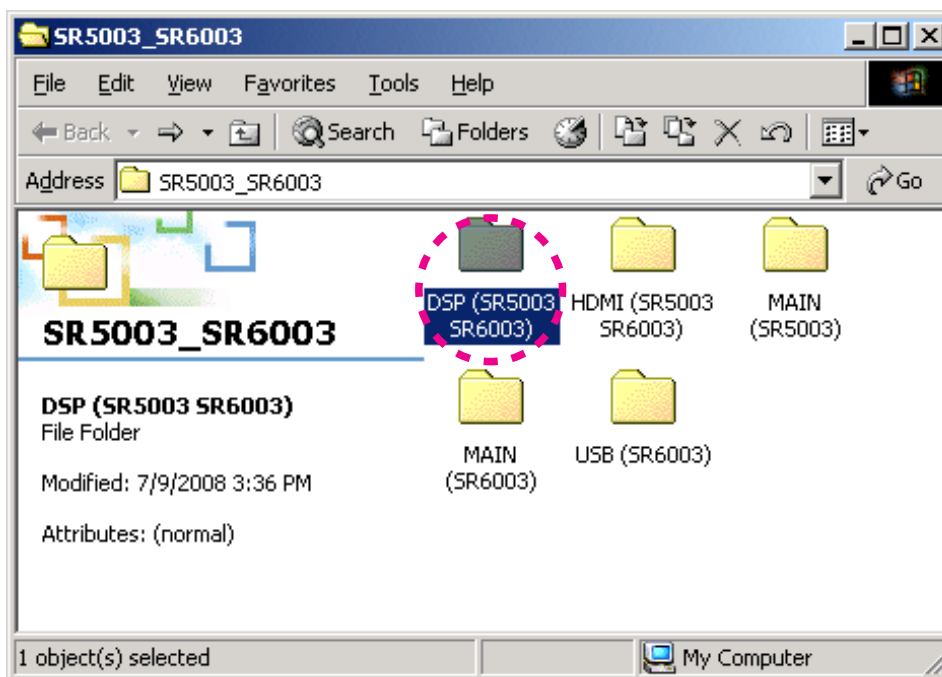
Update/Download Software for DSP (Mode 2)

1. Put the "DSP (SR5003 SR6003)" folder into anywhere on your PC's hard disc.

Mode 2 : Update/Download DSP's software to Flash-ROM

Update/Download Software for DSP (Mode 2)

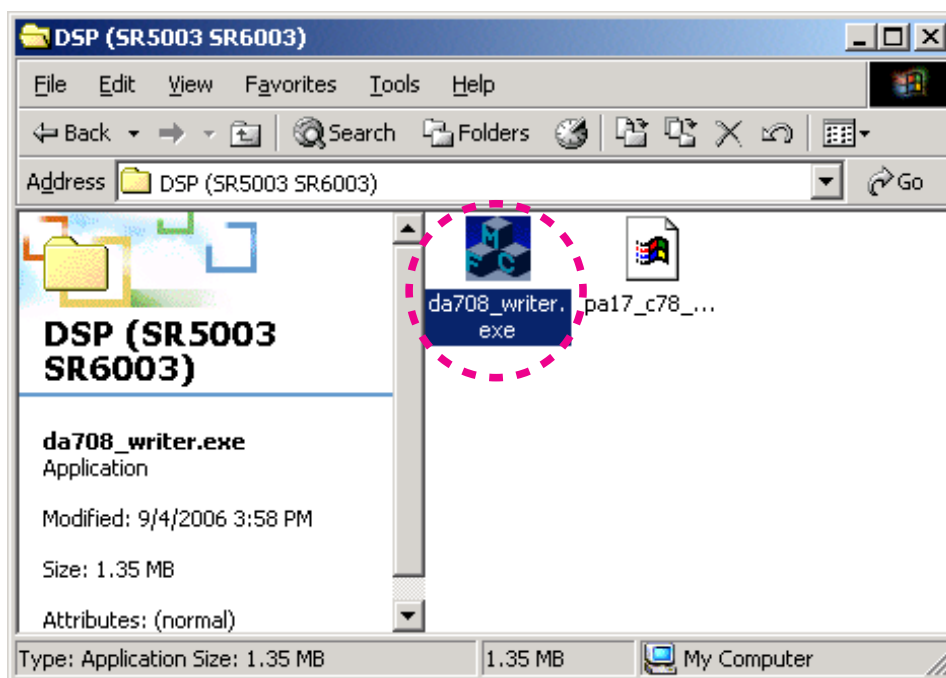
1. "DSP (SR5003 SR6003)"フォルダをPCの任意のフォルダにコピーします。



2. Connect the RS-232C on rear panel of the unit and the Serial Port of windows PC with RS-232C cable.
 3. Connect the mains cord into the unit.
 4. Press the **POWER ON/OFF (STANDBY)** button for turn on the unit.
 5. Press the **ENTER, CLEAR** and **BAND** buttons simultaneously more than 3 seconds to turn the unit into Loading Mode.
 6. The FLD shows "SELECT MAIN" after showed "LOADING MODE".
 7. Turn the **INPUT SELECTOR** to change display from "SELECT MAIN" to "SELECT DSP" on FLD.
 8. Press the **ENTER** button.
 9. "SELECTED : DSP" shows on the FLD.
2. 本機のリアパネルにあるRS-232CコネクタとWindows PCのSerialポートをRS-232Cケーブルで接続します。
 3. 本機に電源ケーブルを差します。
 4. **POWER ON/OFF (STANDBY)**ボタンを押し、本機の電源を入れます。
 5. **ENTER, CLEAR, BAND**の3つボタンを同時に3秒以上押し続け、本機をローディングモードにします。
 6. FLに"LOADING MODE"と表示された後、"SELECT MAIN"と表示されます。
 7. 本機の**INPUT SELECTOR**を回して、FLの表示を"SELECT MAIN"から"SELECT DSP"に換えます。
 8. **ENTER**ボタンを押しします。
 9. FLに"SELECTED : DSP"と表示されます。

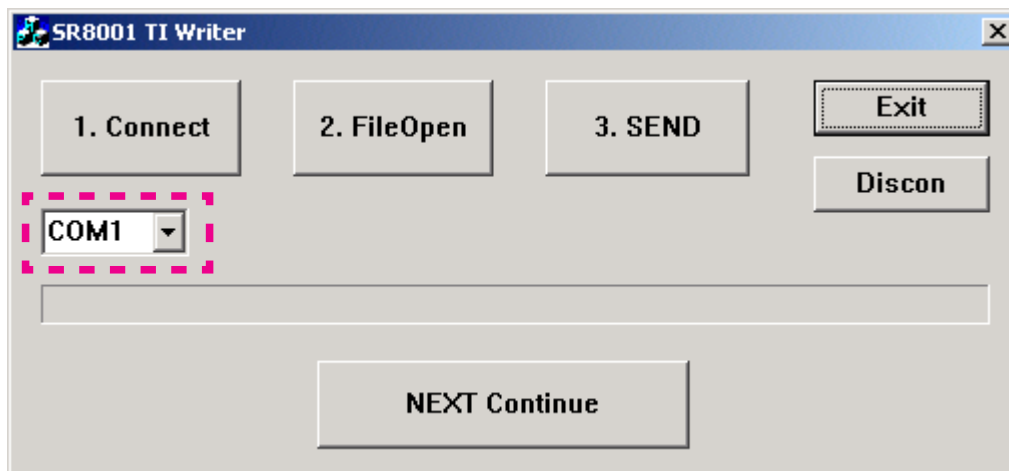
10. Double click the da708_writer.exe. And launch the SR8001 TI Writer.

10. da708_writer.exeをダブルクリックし、SR8001 TI Writerを起動します。



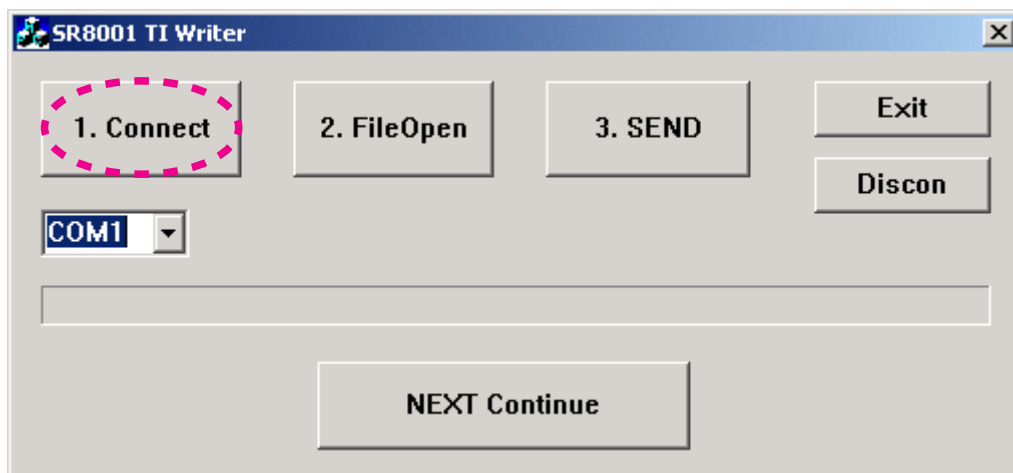
11. Choose the COM Port number.

11. 使用するCOMポート番号を選択します。



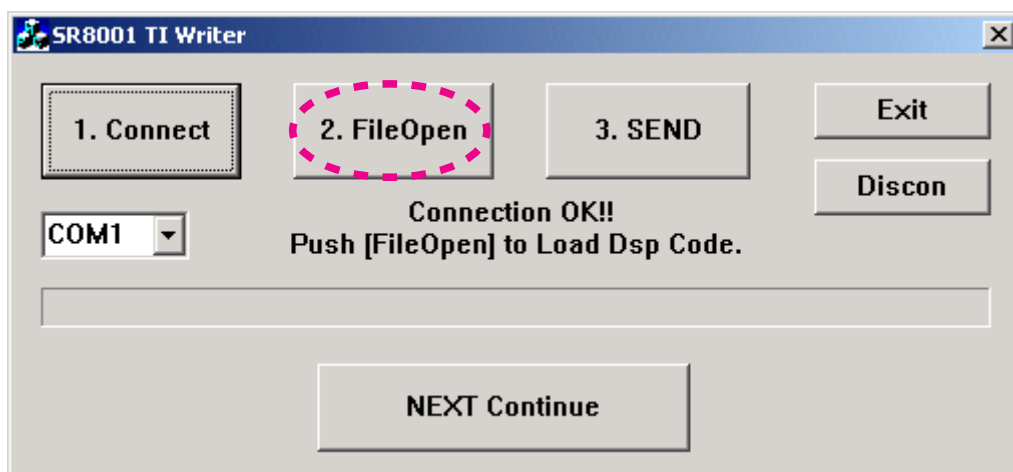
12. Click the **Connect**.

12. **Connect**をクリックします。



13. "Connection OK!!" appears on SR8001 TI Writer. And click the **FileOpen**.

13. SR8001 TI Writer上に"Connection OK!!"と表示されたら、**FileOpen**をクリックします。

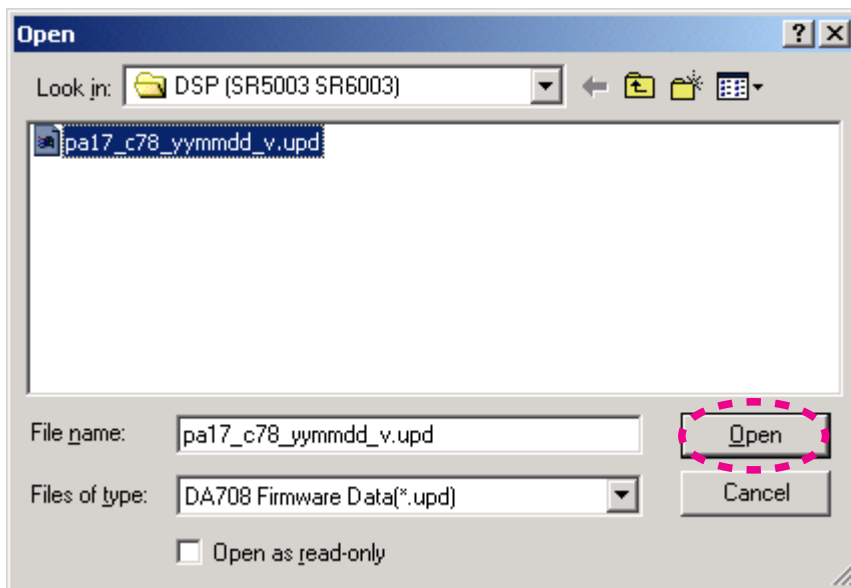


14. Choose the pa17_c78_yymmdd_v.upd. And click the **Open**.

NOTE : The yy is two digits of year. The mm is month. The dd is date. The v is release number.

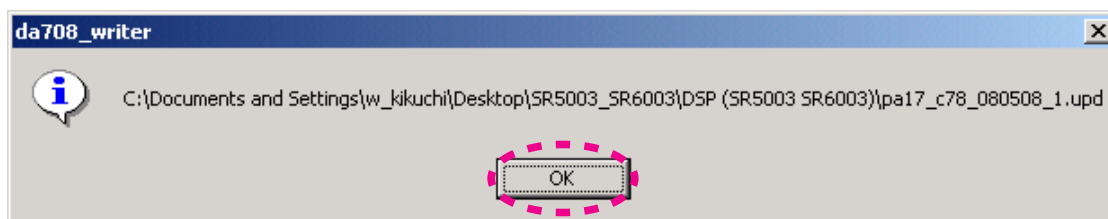
14. pa17_c78_yymmdd_v.updを選択し、**Open**をクリックします。

注意 : yyは年の下二桁、mmは月、ddは日、vはリリース番号



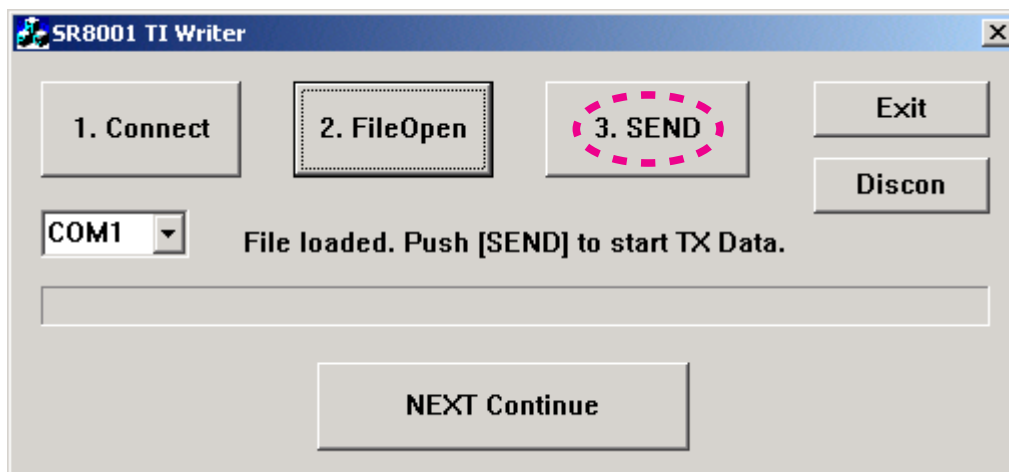
15. Click the **OK**.

15. **OK**をクリックします。



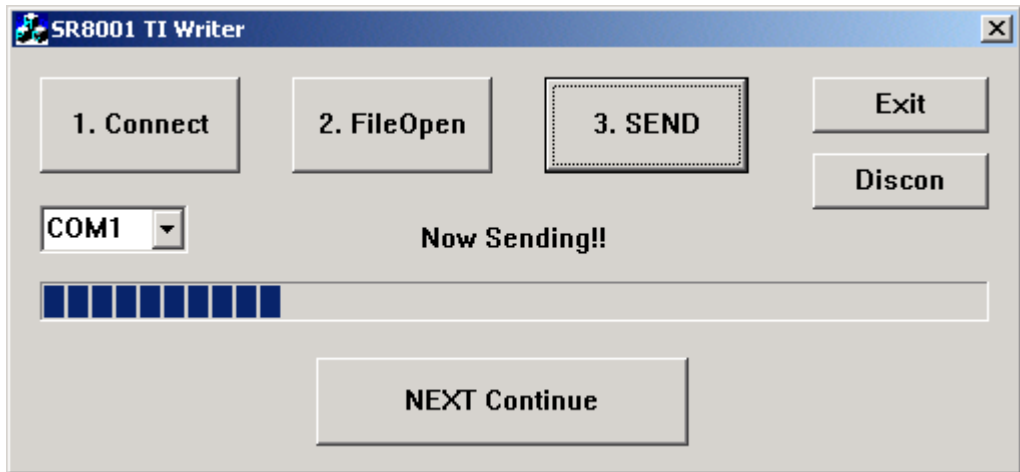
16. Click the **SEND**.

16. **SEND**をクリックします。



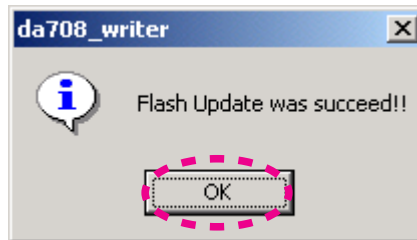
17. Software is written into the DSP Flash ROM.
The writing of software takes about 6 minutes and 30 seconds.

17. ソフトウェアがDSPフラッシュROMに書き込まれます。
書き込みにかかる時間は約6分30秒です。



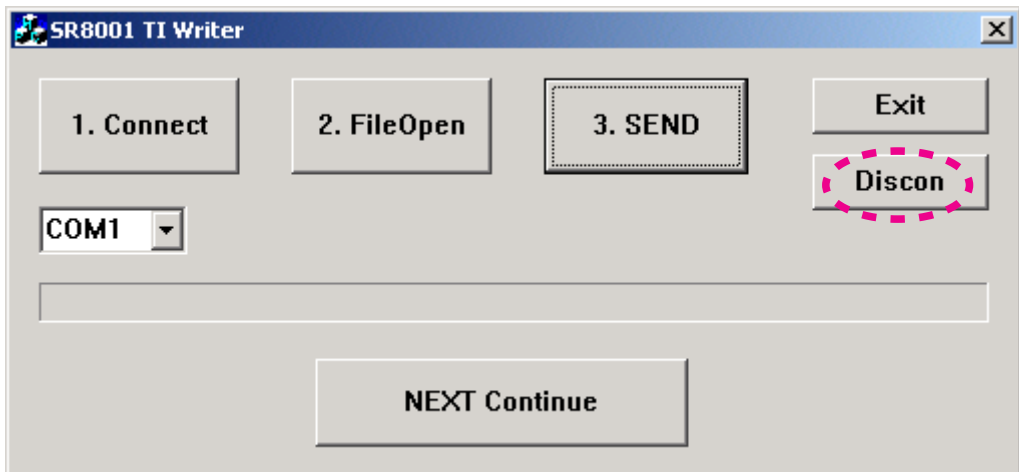
18. Click the **OK**.

18. **OK**をクリックします。



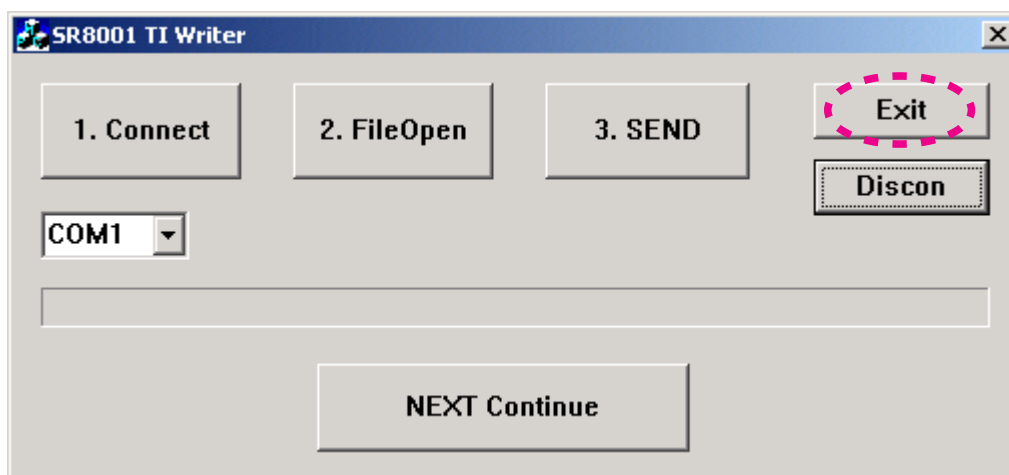
19. Click the **Discon**.

19. **Discon**をクリックします。



20. Click the **Exit**.

20. **Exit**をクリックします。



21. Press the **POWER ON/OFF** button for turn off the unit.
(Except /F B, /U1B)

22. Disconnect the mains cord.

23. Disconnect the RS-232C cable from the unit.

21. **POWER ON/OFF**ボタンを押し、本機の電源を切りま
す。(/F B, /U1Bを除く)

22. 本機から電源コードを外します。

23. 本機からRS-232Cケーブルを外します。

Mode 3 : Update/Download HDMI CPU's software to internal Flash-ROM.

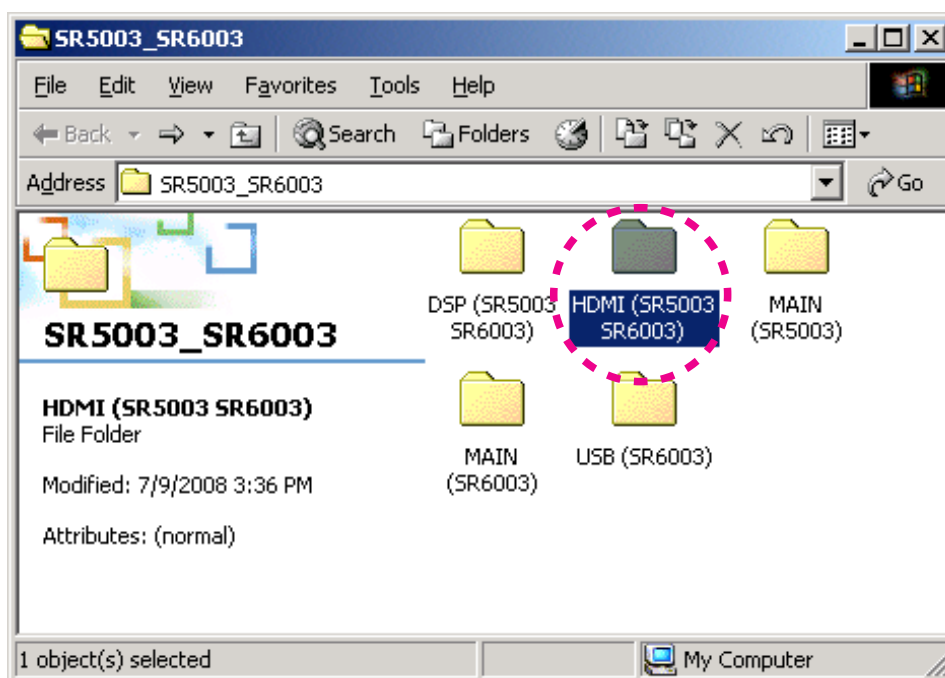
Update/Download Software for HDMI CPU (Mode 3)

1. Put the "HDMI (SR5003 SR6003)" folder into anywhere on your PC's hard disc.

Mode 3 : Update/Download HDMI CPU's software to internal Flash-ROM.

Update/Download Software for HDMI CPU (Mode 3)

1. "HDMI (SR5003 SR6003)"フォルダをPCの任意のフォルダにコピーします。

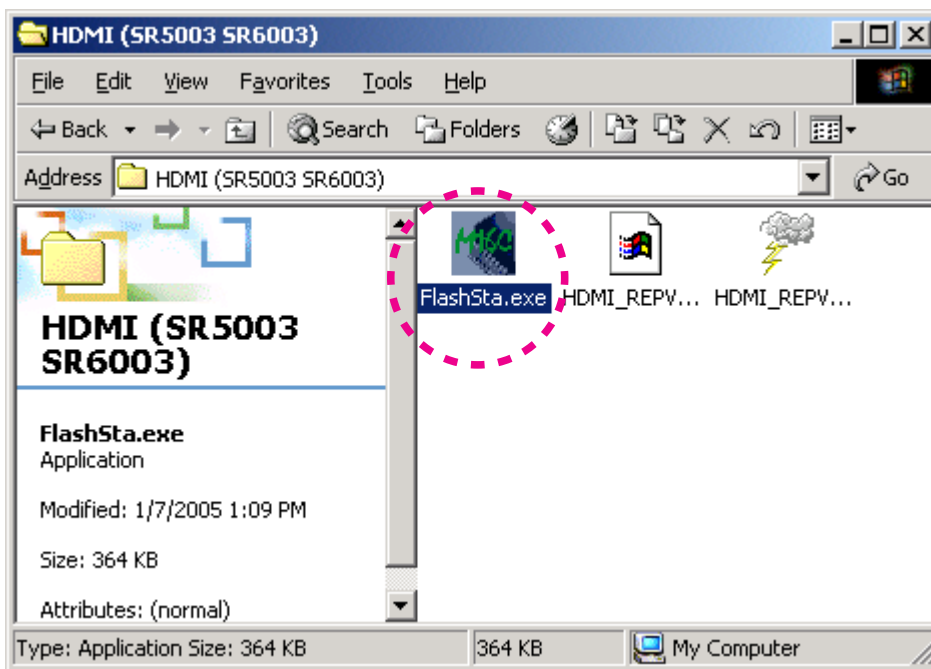


2. Connect the RS-232C on rear panel of the unit and the Serial Port of windows PC with RS-232C cable.
3. Connect the mains cord into the unit.
4. Press the **POWER ON/OFF (STANDBY)** button for turn on the unit.
5. Press the **ENTER, CLEAR** and **BAND** buttons simultaneously more than 3 seconds to turn the unit into Loading Mode.
6. The FLD shows "SELECT MAIN" after showed "LOADING MODE".
7. Turn the **INPUT SELECTOR** to change display from "SELECT MAIN" to "SELECT HDMI" on FLD.
8. Press the **ENTER** button.
9. "SELECTED : HDMI" shows on the FLD.

2. 本機のリアパネルにあるRS-232CコネクタとWindows PCのSerialポートをRS-232Cケーブルで接続します。
3. 本機に電源ケーブルを差します。
4. **POWER ON/OFF (STANDBY)**ボタンを押し、本機の電源を入れます。
5. **ENTER, CLEAR, BAND**の3つボタンを同時に3秒以上押し続け、本機をローディングモードにします。
6. FLに"LOADING MODE"と表示された後、"SELECT MAIN"と表示されます。
7. 本機の**INPUT SELECTOR**を回して、FLの表示を"SELECT MAIN"から"SELECT HDMI"に換えます。
8. **ENTER**ボタンを押しします。
9. FLに"SELECTED : HDMI"と表示されます。

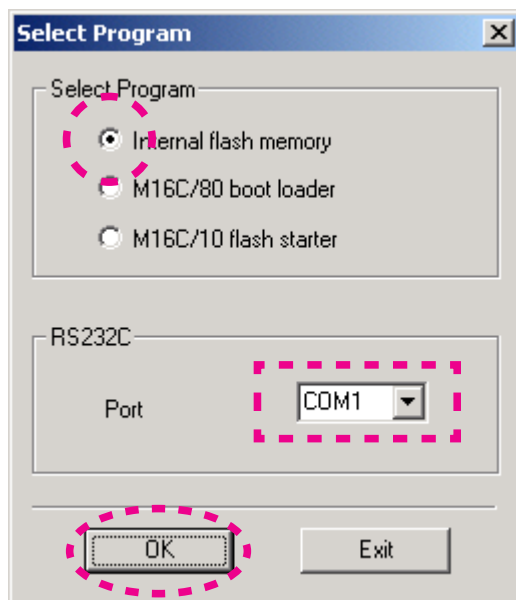
10. Double click the FlashSta.exe. And launch the M16 Flash Start.

10. FlashSta.exeをダブルクリックし、M16 Flash Startを起動します。



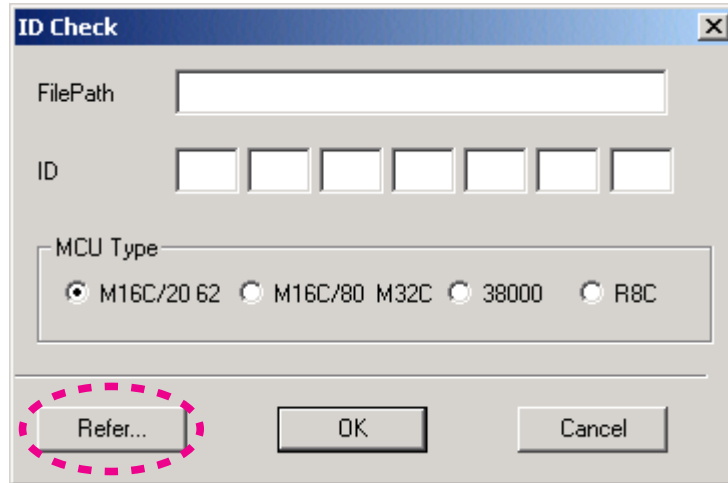
11. Check the **Internal flash memory** in the Select Program.
Choose the **COM Port number**.
And click the **OK**.

11. Select Programの**Internal flash memory**にチェックをして下さい。
使用する**COMポート番号**を選択します。
OKをクリックします。



12. Click the **Refer...**

12. **Refer...**をクリックします。

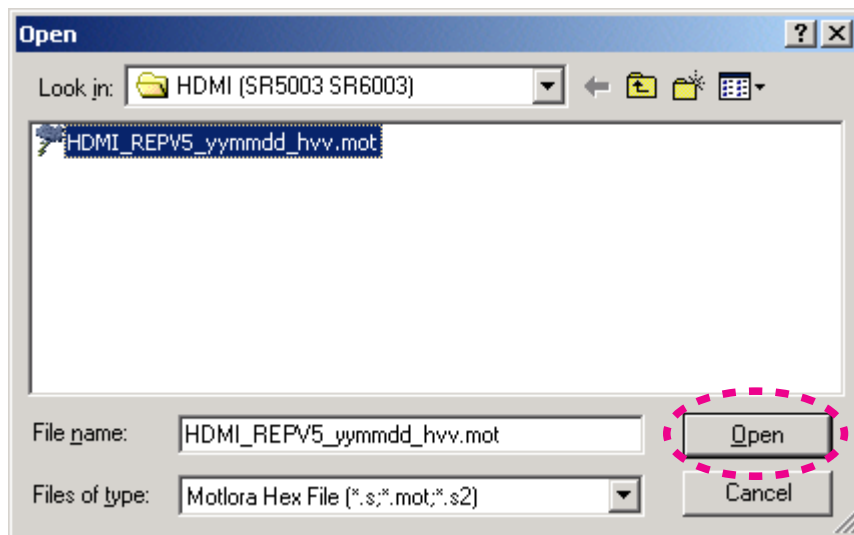


13. Choose the HDMI_REPV5_yymmdd_hvv.upd. And click the **Open**.

NOTE : The yy is two digits of year. The mm is month. The dd is date. The vv is release number.

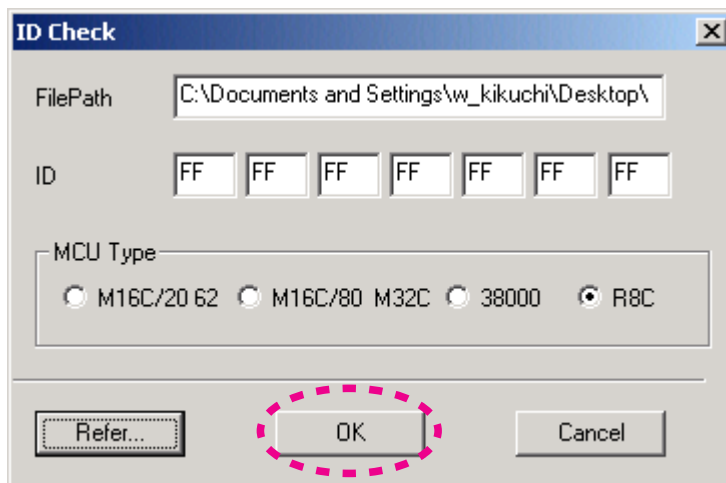
13. HDMI_REPV5_yymmdd_hvv.updを選択し、**Open**をクリックします。

注意 : yyは年の下二桁、mmは月、ddは日、vvはリリース番号



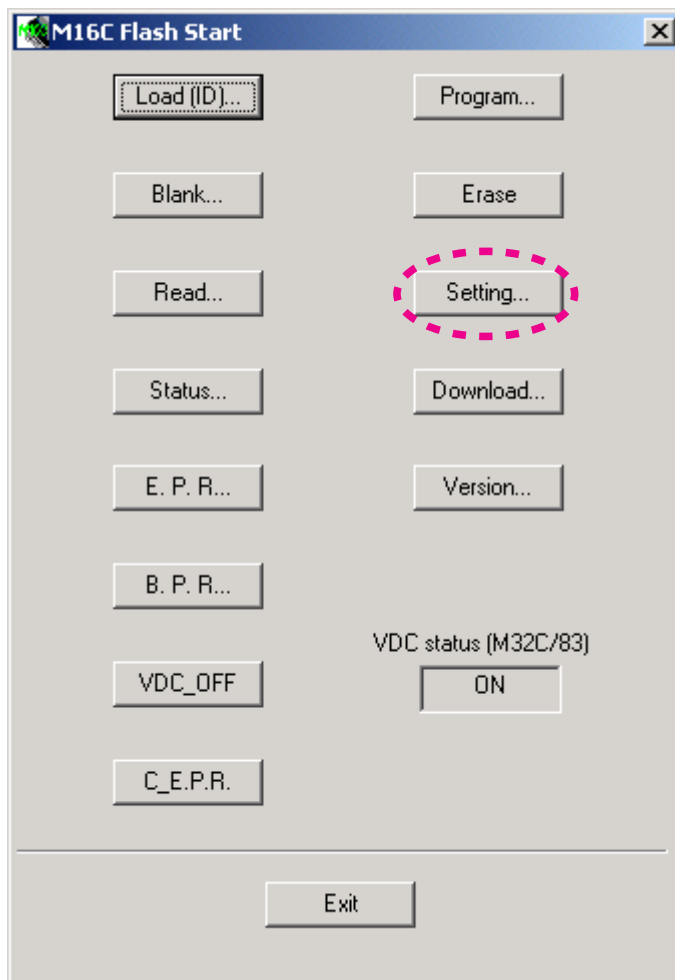
14. The FilePath and ID are inputted automatically, and the MCU Type is selected to R8C automatically. Click the **OK**.

14. FilePathとIDは自動的に記入され、MCU TypeはR8Cが選ばれます。**OK**をクリックします。



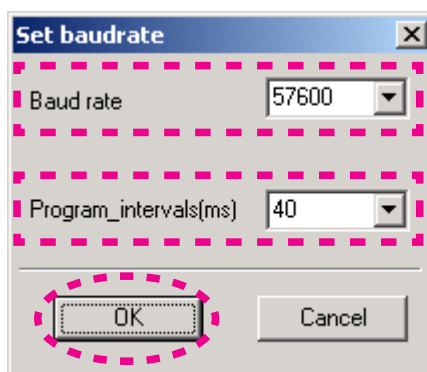
15. Click the **Setting...**

15. **Setting...**をクリックします。



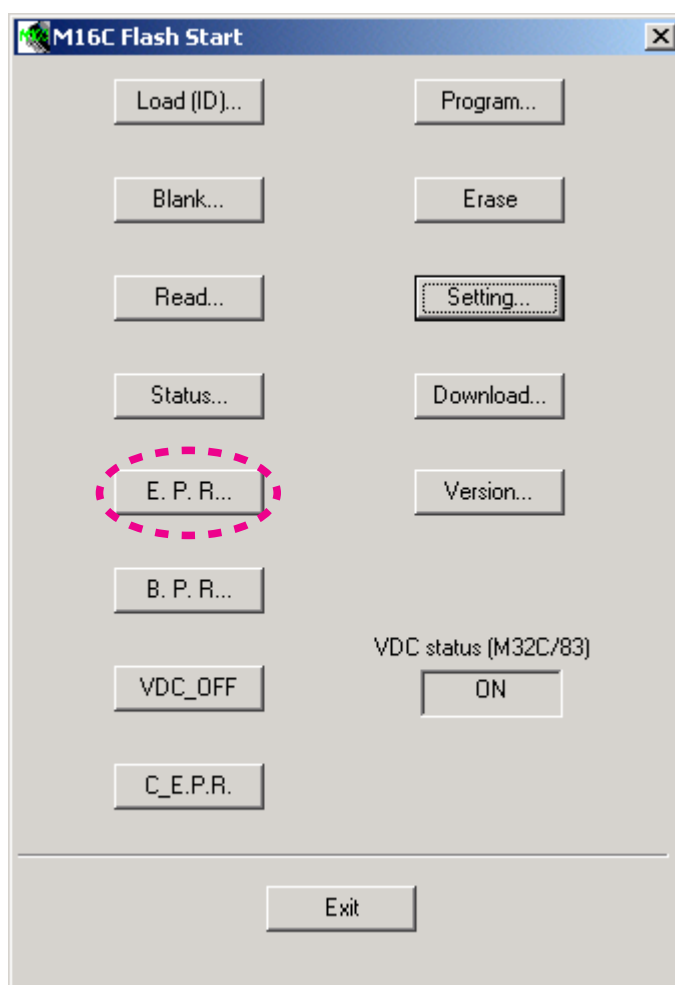
16. Choose the **57600** in the Baud rate.
Choose the **40** in Program_intervals(ms).
Click the **OK**.

16. Baud rateから**57600**を選択します。
Program_intervals(ms)を**40**にします
OKをクリックします。



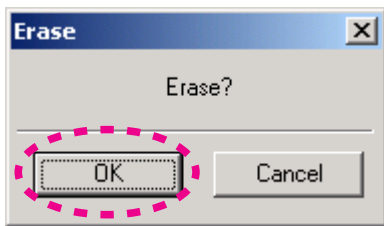
17. Click the **E.P.R...**

17. **E.P.R...**をクリックします。



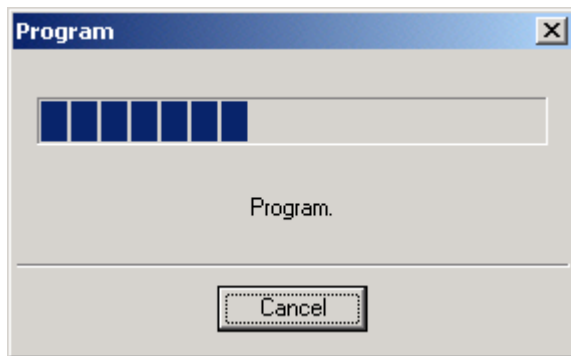
18. Click the **OK**.

18. **OK**をクリックします。



19. Software is written into the internal Flash-ROM of HDMI CPU.
The writing of software takes about 1 minute.

19. ソフトウェアがHDMI CPUの内部フラッシュROMに書き込まれます。
書き込みにかかる時間は約1分です。



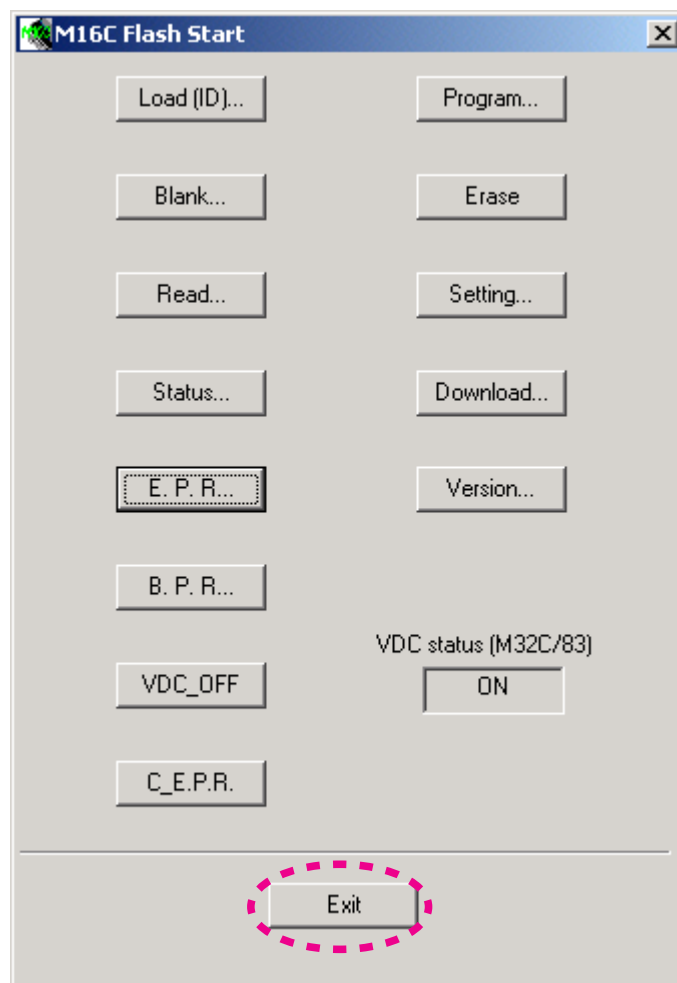
20. Click the **OK**.

20. **OK**をクリックします。



21. Click the **Exit**.

21. **Exit**をクリックします。



22. Press the **POWER ON/OFF** button for turn off the unit.
(Except /F B, /U1B)

23. Disconnect the mains cord.

24. Disconnect the RS-232C cable from the unit.

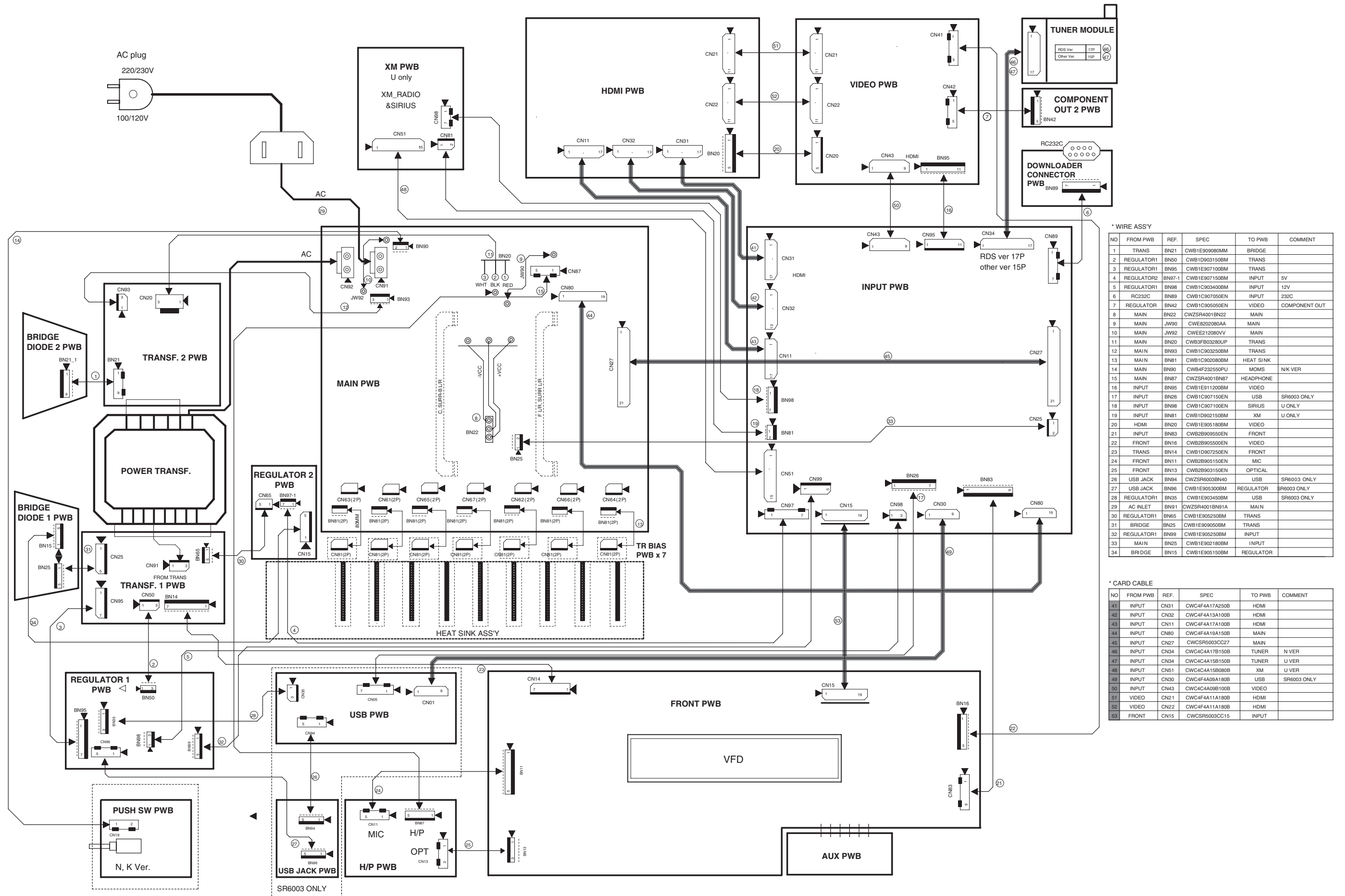
22. **POWER ON/OFF**ボタンを押し、本機の電源を切りま
す。(/F B, /U1Bを除く)

23. 本機から電源コードを外します。

24. 本機からRS-232Cケーブルを外します。

Personal notes:

8. WIRING DIAGRAM



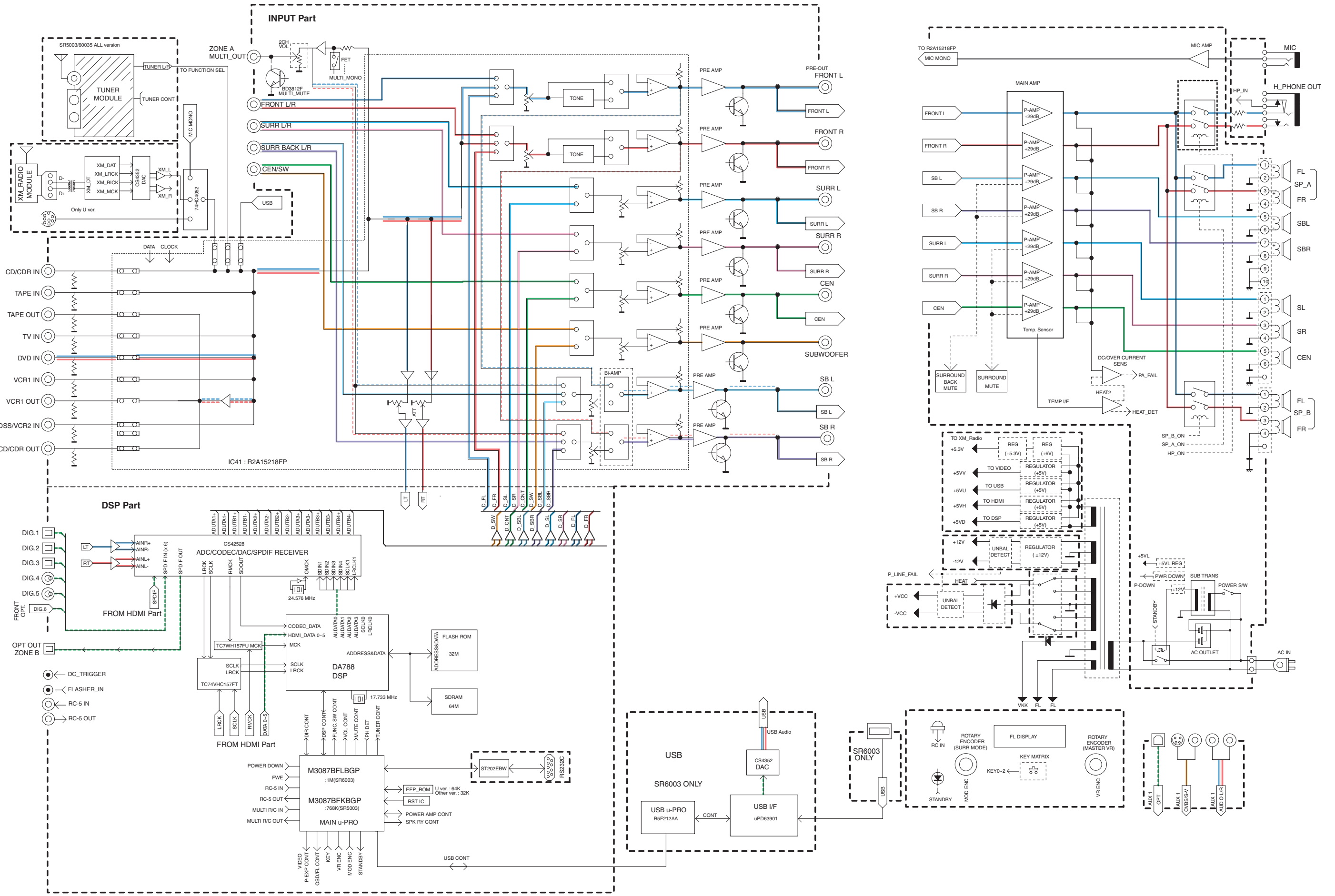
*** WIRE ASS'Y**

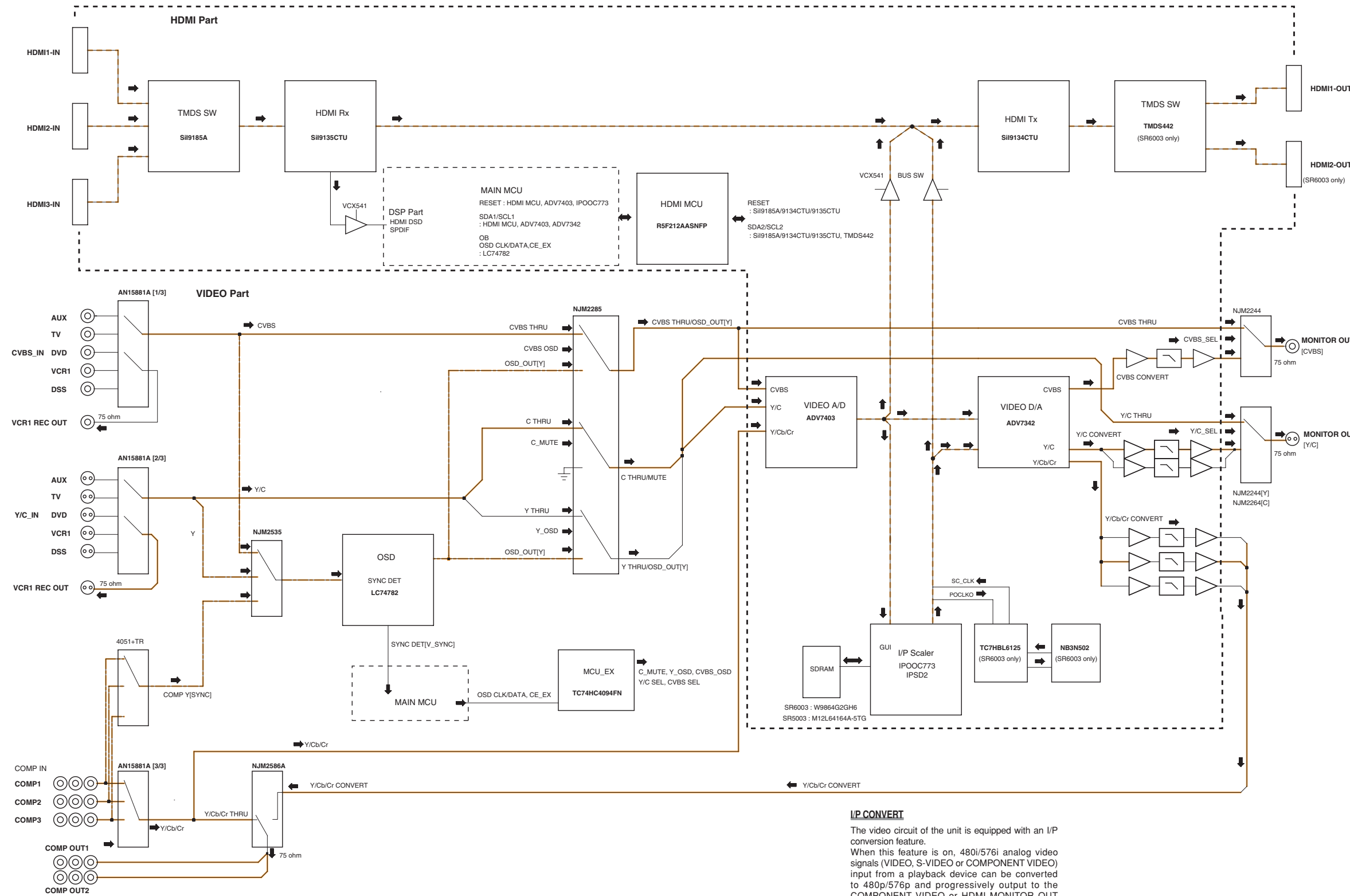
NO	FROM PWB	REF.	SPEC	TO PWB	COMMENT
1	TRANS	BN21	CWB1E909080MM	BRIDGE	
2	REGULATOR1	BN50	CWB1D903150BM	TRANS	
3	REGULATOR1	BN95	CWB1E907100BM	TRANS	
4	REGULATOR2	BN97-1	CWB1E907150BM	INPUT	5V
5	REGULATOR1	BN98	CWB1C903400BM	INPUT	12V
6	RC232C	BN89	CWB1C907050EN	INPUT	232C
7	REGULATOR	BN42	CWB1C905050EN	VIDEO	COMPONENT OUT
8	MAIN	BN22	CWZSR4001BN22	MAIN	
9	MAIN	JW90	CWE8202080AA	MAIN	
10	MAIN	JW92	CWEE212080VV	MAIN	
11	MAIN	BN20	CWB3FB03280UP	TRANS	
12	MAIN	BN93	CWB1C903250BM	TRANS	
13	MAIN	BN81	CWB1C902080BM	HEAT SINK	
14	MAIN	BN90	CWB4F232550PU	MOMS	NK VER
15	MAIN	BN87	CWZSR4001BN87	HEADPHONE	
16	INPUT	BN95	CWB1E911200BM	VIDEO	
17	INPUT	BN26	CWB1C907150EN	USB	SR6003 ONLY
18	INPUT	BN98	CWB1C907100EN	SIRIUS	U ONLY
19	INPUT	BN81	CWB1D902150BM	XM	U ONLY
20	HDMI	BN20	CWB1E905180BM	VIDEO	
21	INPUT	BN83	CWB2B909550EN	FRONT	
22	FRONT	BN16	CWB2B905500EN	VIDEO	
23	TRANS	BN14	CWB1D907250EN	FRONT	
24	FRONT	BN11	CWB2B905150EN	MIC	
25	FRONT	BN13	CWB2B903150EN	OPTICAL	
26	USB JACK	BN94	CWZSR6003BN40	USB	SR6003 ONLY
27	USB JACK	BN96	CWB1E905300BM	REGULATOR	SR6003 ONLY
28	REGULATOR1	BN35	CWB1E903450BM	USB	SR6003 ONLY
29	AC INLET	BN91	CWZSR4001BN91A	MAIN	
30	REGULATOR1	BN65	CWB1E905250BM	TRANS	
31	BRIDGE	BN25	CWB1E909050BM	TRANS	
32	REGULATOR1	BN99	CWB1E905250BM	INPUT	
33	MAIN	BN25	CWB1E902180BM	INPUT	
34	BRIDGE	BN15	CWB1E905150BM	REGULATOR	

*** CARD CABLE**

NO	FROM PWB	REF.	SPEC	TO PWB	COMMENT
41	INPUT	CN31	CWC4F4A17A250B	HDMI	
42	INPUT	CN32	CWC4F4A13A100B	HDMI	
43	INPUT	CN11	CWC4F4A17A100B	HDMI	
44	INPUT	CN80	CWC4F4A19A150B	MAIN	
45	INPUT	CN27	CWCSR5003CC27	MAIN	
46	INPUT	CN34	CWC4C4A17B150B	TUNER	N VER
47	INPUT	CN34	CWC4C4A15B150B	TUNER	U VER
48	INPUT	CN51	CWC4C4A15B080B	XM	U VER
49	INPUT	CN30	CWC4F4A09A180B	USB	SR6003 ONLY
50	INPUT	CN43	CWC4C4A09B100B	VIDEO	
51	VIDEO	CN21	CWC4F4A11A180B	HDMI	
52	VIDEO	CN22	CWC4F4A11A180B	HDMI	
53	FRONT	CN15	CWCSR5003CC15	INPUT	

9. BLOCK DIAGRAM





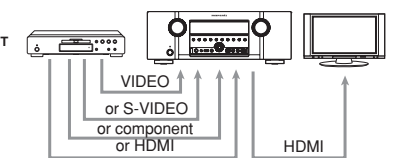
HDMI RESOLUTION

This function is used to output the analog video signal to HDMI as follows.

- 480i/576i signals can be converted to 480p/576p, 1080i, 720p or 1080p signals, while 480p/576p signals can be converted to 1080i, 720p or 1080p signals.
- 720p signals can be converted to 1080i or 1080p.
- 1080i signals can be converted to 1080p.
- The output resolution can be set for HDMI OUT 1 and HDMI OUT 2.

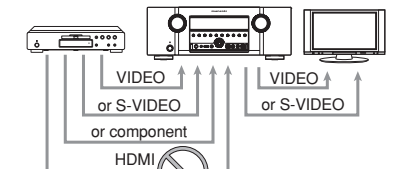
- Notes:**
- Do not set to 1080i, 720p or 1080p when connected to a monitor that does not support 1080i, 720p or 1080p signals. The SETUP MENU will not be displayed. If the SETUP MENU is not displayed, change settings while viewing the main unit display panel.
 - The resolution of analog component output cannot be changed.
 - HDMI OUT 1 and HDMI OUT 2 cannot be output simultaneously.

When a monitor is connected to the HDMI MONITOR OUT terminal of the unit



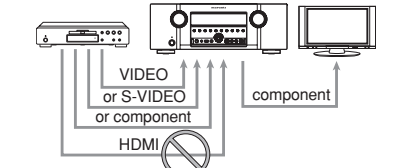
- Notes:**
- If the resolution of the component video signal input from the playback device is other than 480i/576i, 480p/576p, 1080i or 720p, images are not output from the HDMI MONITOR OUT terminal of the unit.
 - If the resolution of the S-Video or Video signal input from the playback device is other than 480i/576i, images are not output from the HDMI MONITOR OUT terminal of the unit.

When a monitor is connected to the VIDEO or S-VIDEO MONITOR OUT terminals of the unit



- Notes:**
- The HDMI video signal input from the playback device is not output from the VIDEO or S-VIDEO MONITOR OUT terminals of the unit.
 - If the resolution of the component video signal input from the playback device is other than 480i/576i, it is not output from the VIDEO or S-VIDEO MONITOR OUT terminals of the unit.

When a monitor is connected to the COMPONENT VIDEO MONITOR OUT terminal of the unit



- Notes:**
- The HDMI video signal input from the playback device is not output from the COMPONENT VIDEO MONITOR OUT terminal of the unit.

Notes of OSD menu system:

- The setup menu can be displayed through all video out terminals ("HDMI", "COMPONENT", "S-VIDEO" and "VIDEO").
- OSD information is output only to the VIDEO and S-VIDEO MONITOR OUT terminals. OSD information is also output when the video conversion feature is on and the video signal input to the VIDEO or S-VIDEO input jack of the unit is converted and output from the COMPONENT VIDEO or HDMI MONITOR OUT terminals.

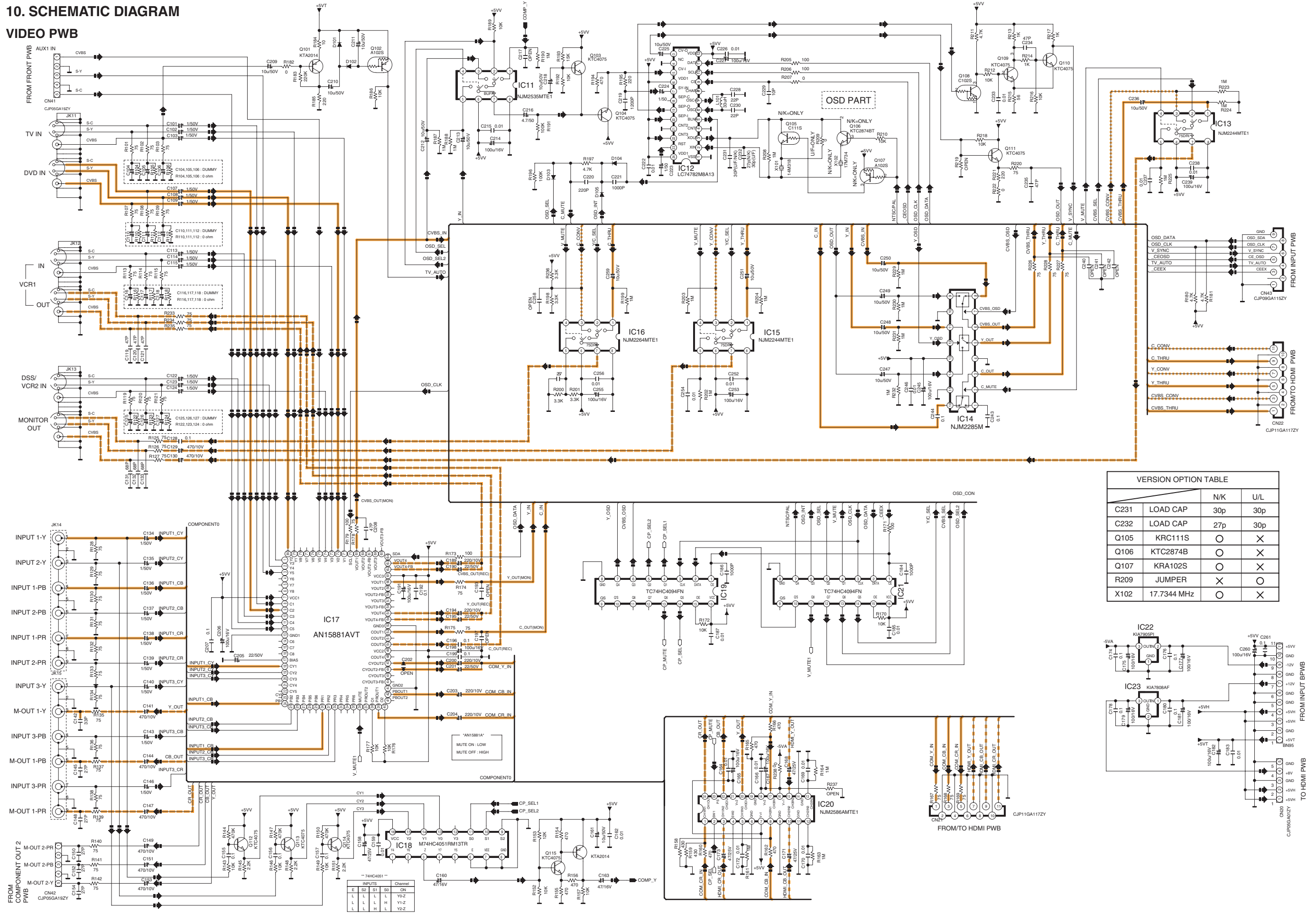
I/P CONVERT

The video circuit of the unit is equipped with an I/P conversion feature. When this feature is on, 480i/576i analog video signals (VIDEO, S-VIDEO or COMPONENT VIDEO) input from a playback device can be converted to 480p/576p and progressively output to the COMPONENT VIDEO or HDMI MONITOR OUT terminals of the unit.

- Note:**
- When a monitor is connected to the HDMI MONITOR OUT terminal, and HDMI RESOLUTION is set to 720p, 1080i, 1080p, or AUTO, the I/P CONVERT for COMPONENT VIDEO OUTPUT does not function.

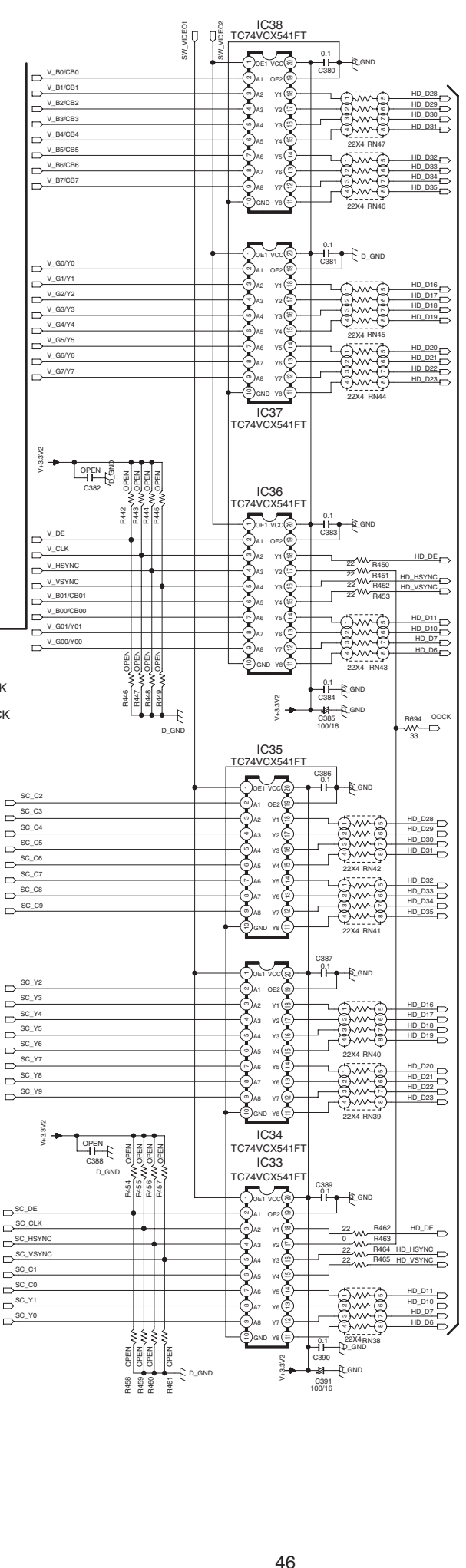
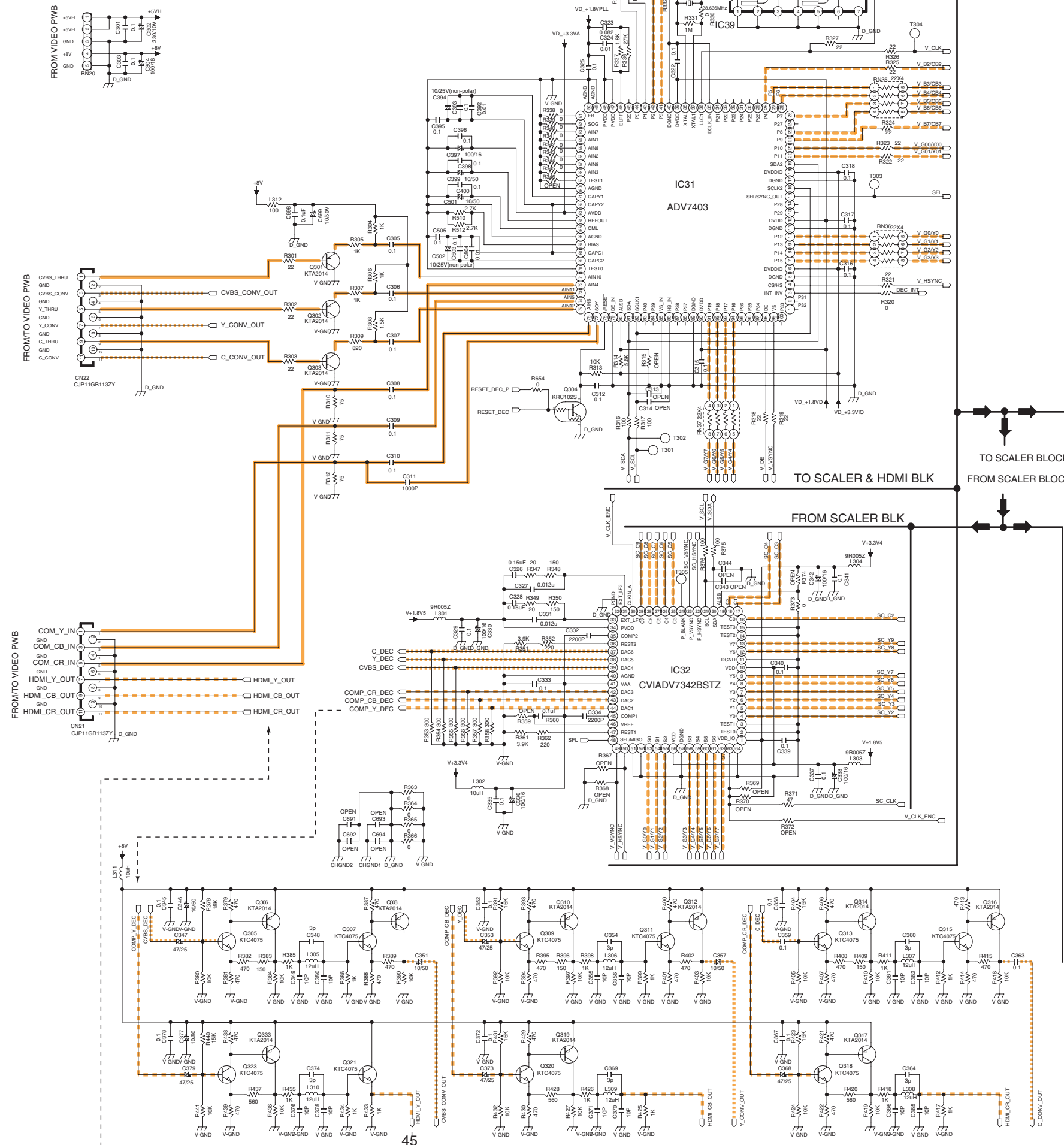
10. SCHEMATIC DIAGRAM

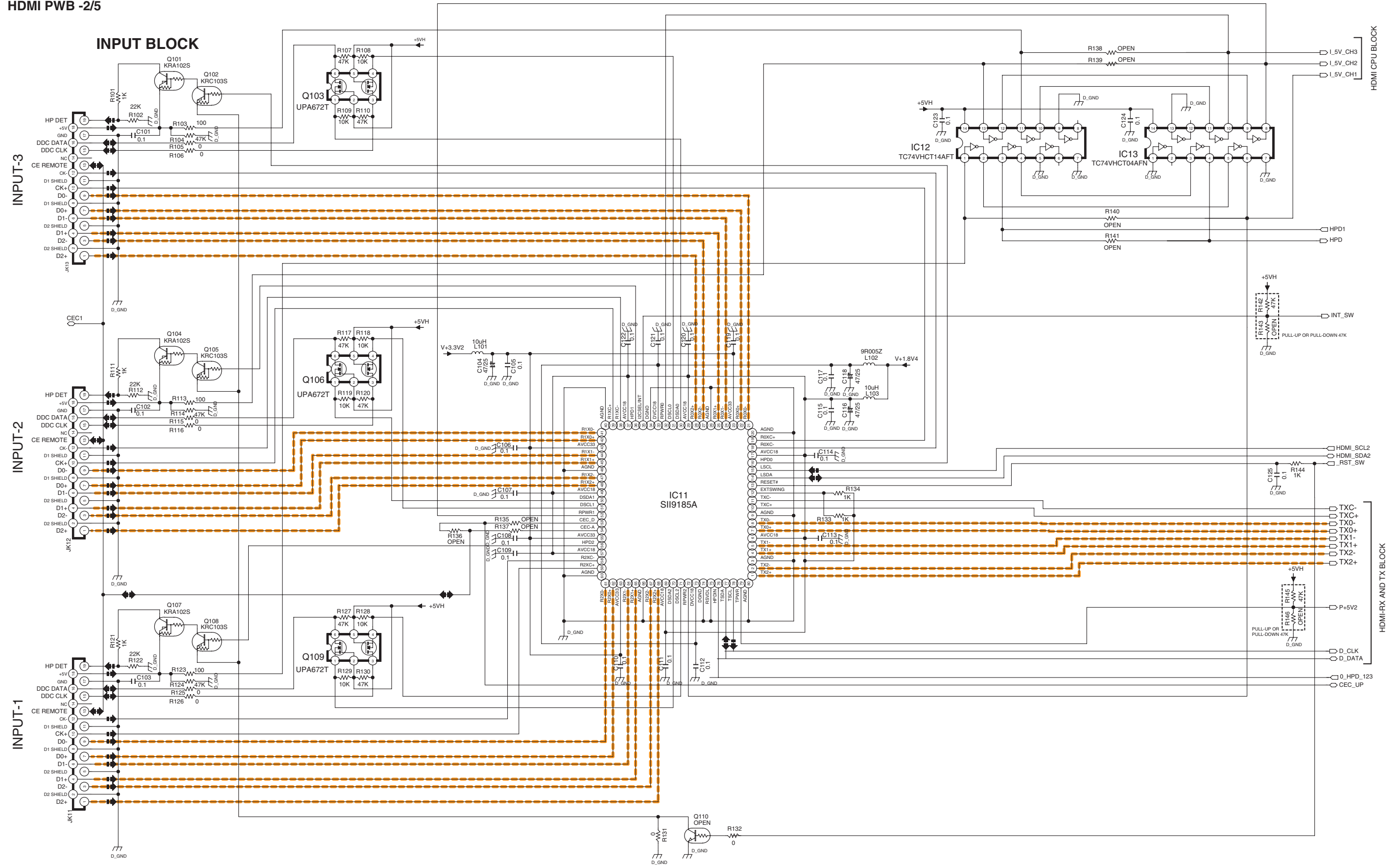
VIDEO PWB



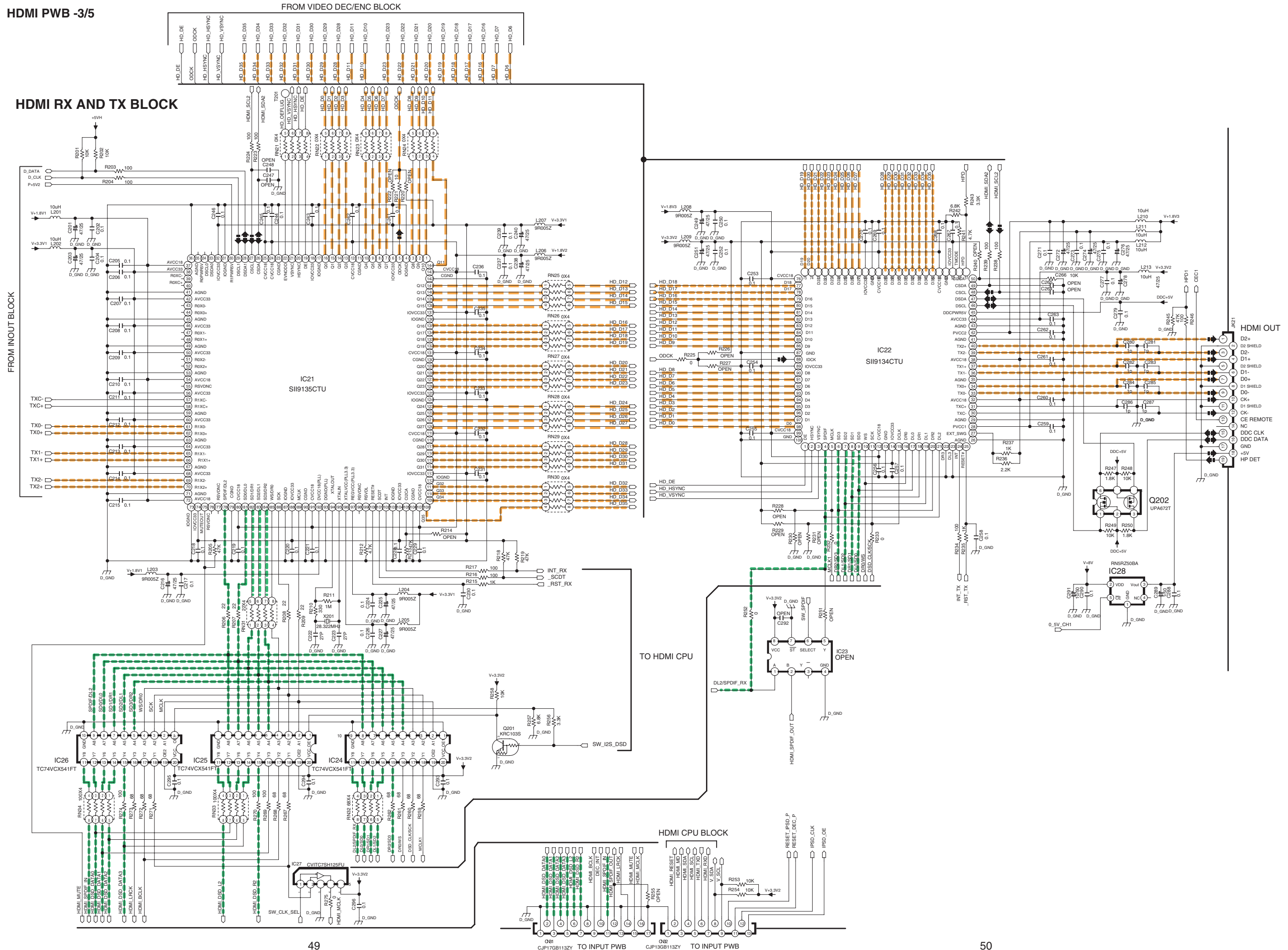
		N/K	U/L
C231	LOAD CAP	30p	30p
C232	LOAD CAP	27p	30p
Q105	KRC111S	○	×
Q106	KTC2874B	○	×
Q107	KRA102S	○	×
R209	JUMPER	×	○
X102	17.7344 MHz	○	×

VIDEO DECODER AND VIDEO ENCODER BLOCK

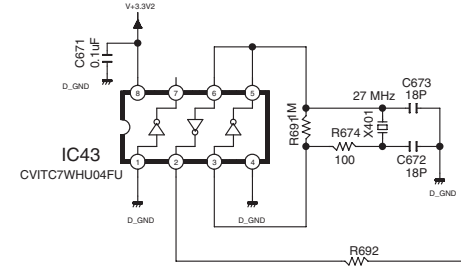




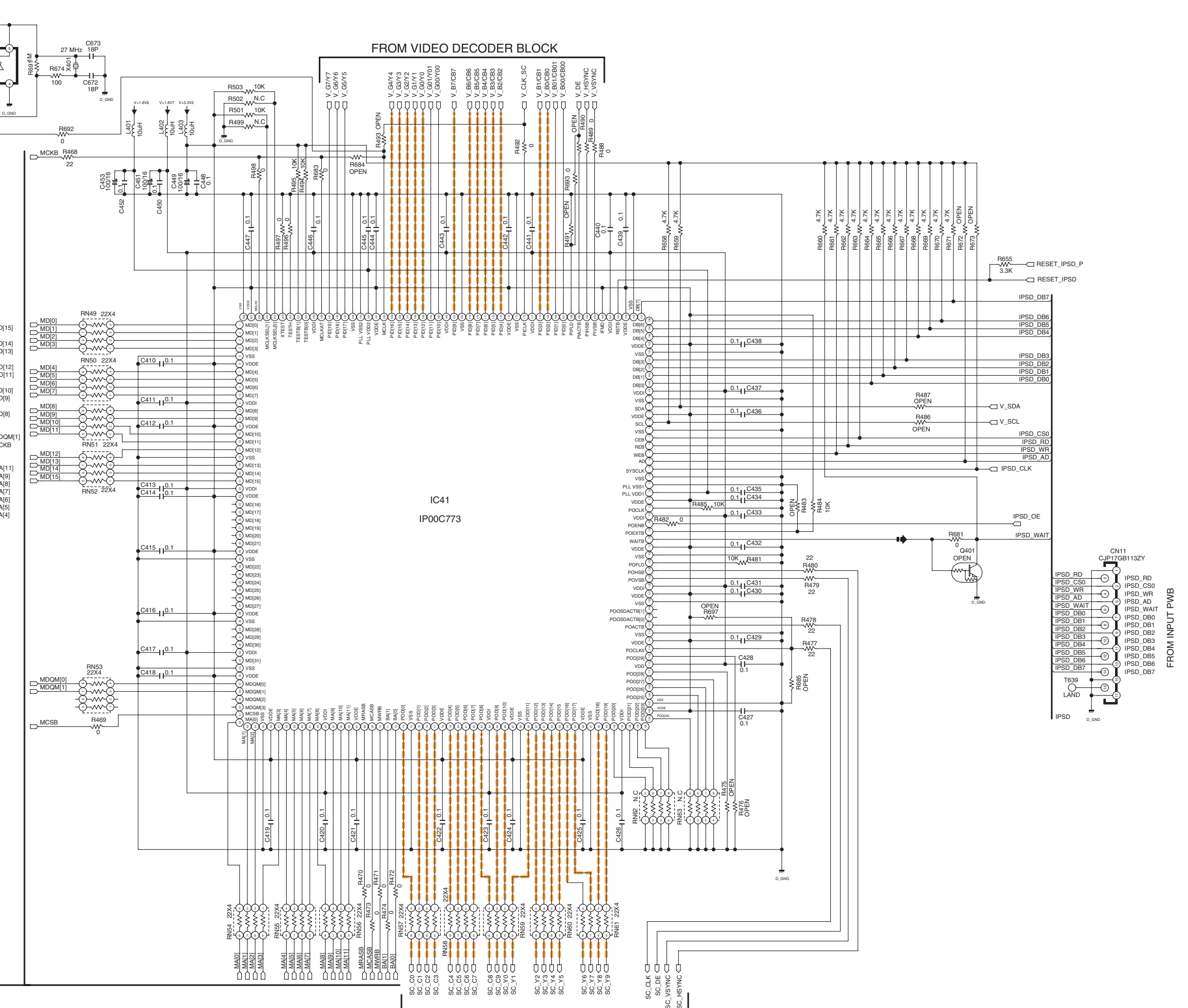
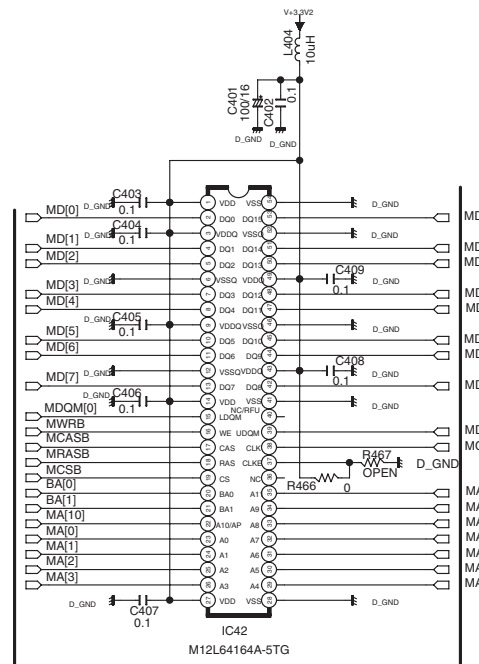
HDMI RX AND TX BLOCK



HDMI PWB -4/5



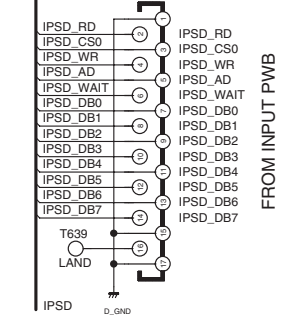
IP & SCALER BLOCK



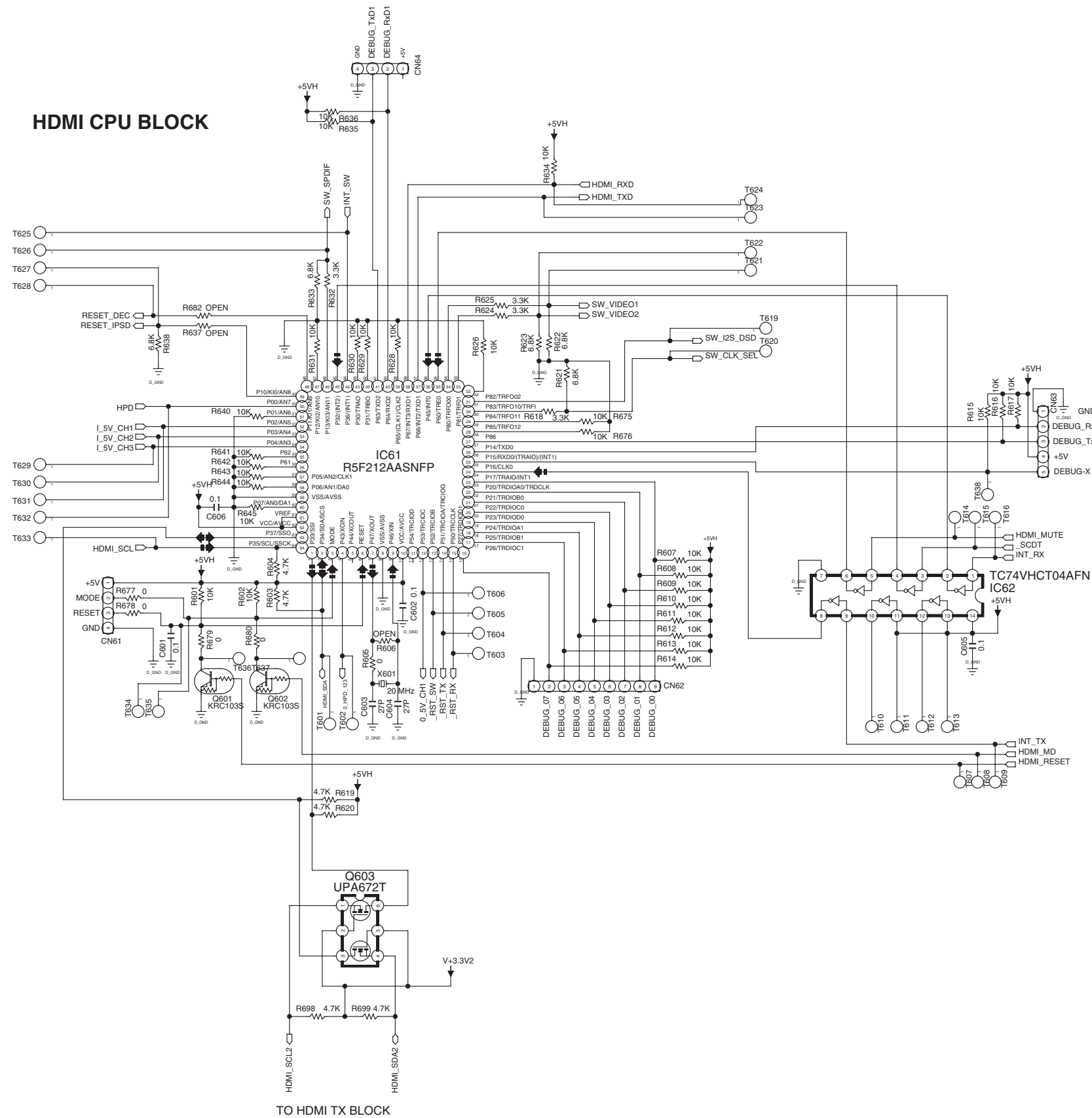
FROM VIDEO DECODER BLOCK

IC41
IP00C773

TO VIDEO ENCODER [AND HDMI TX] BLOCK

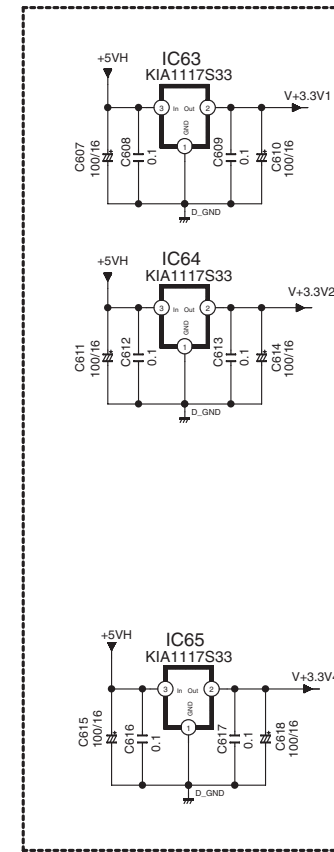


HDMI CPU BLOCK

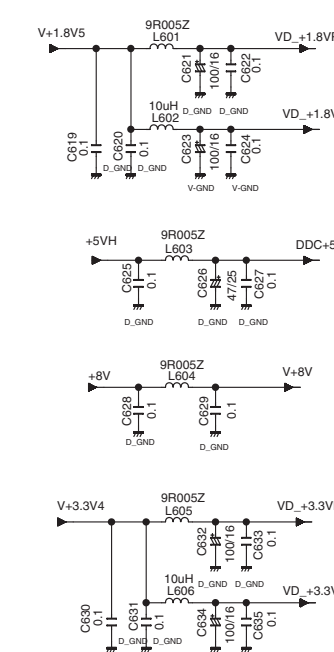
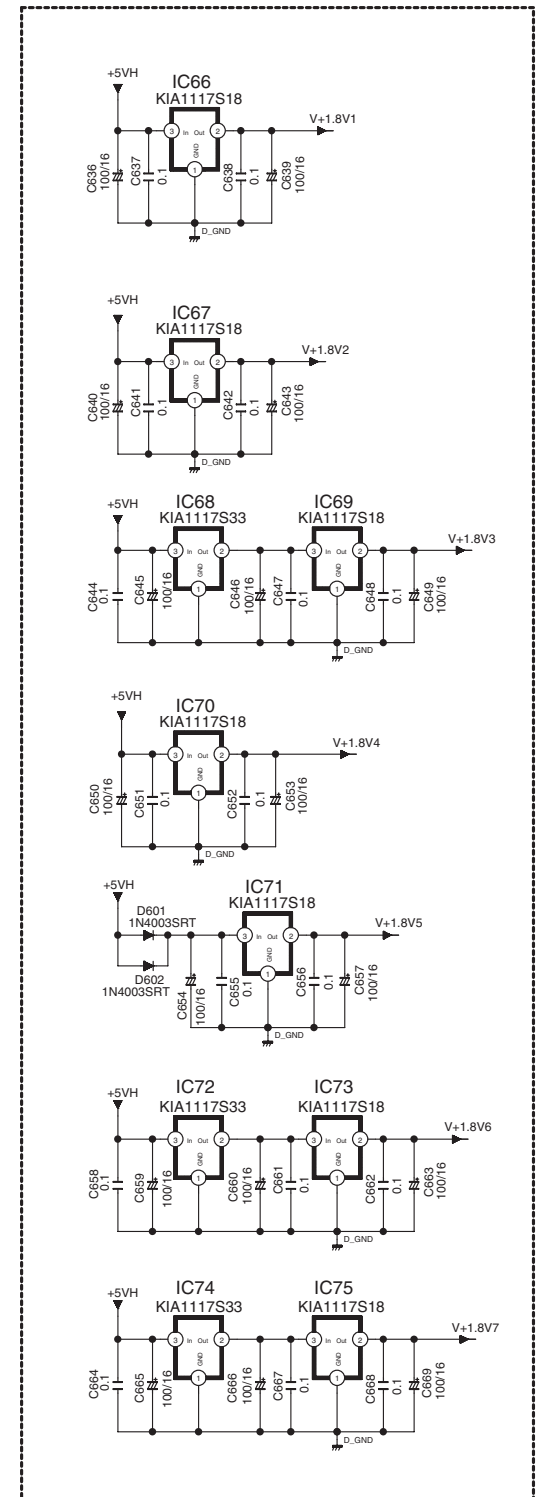


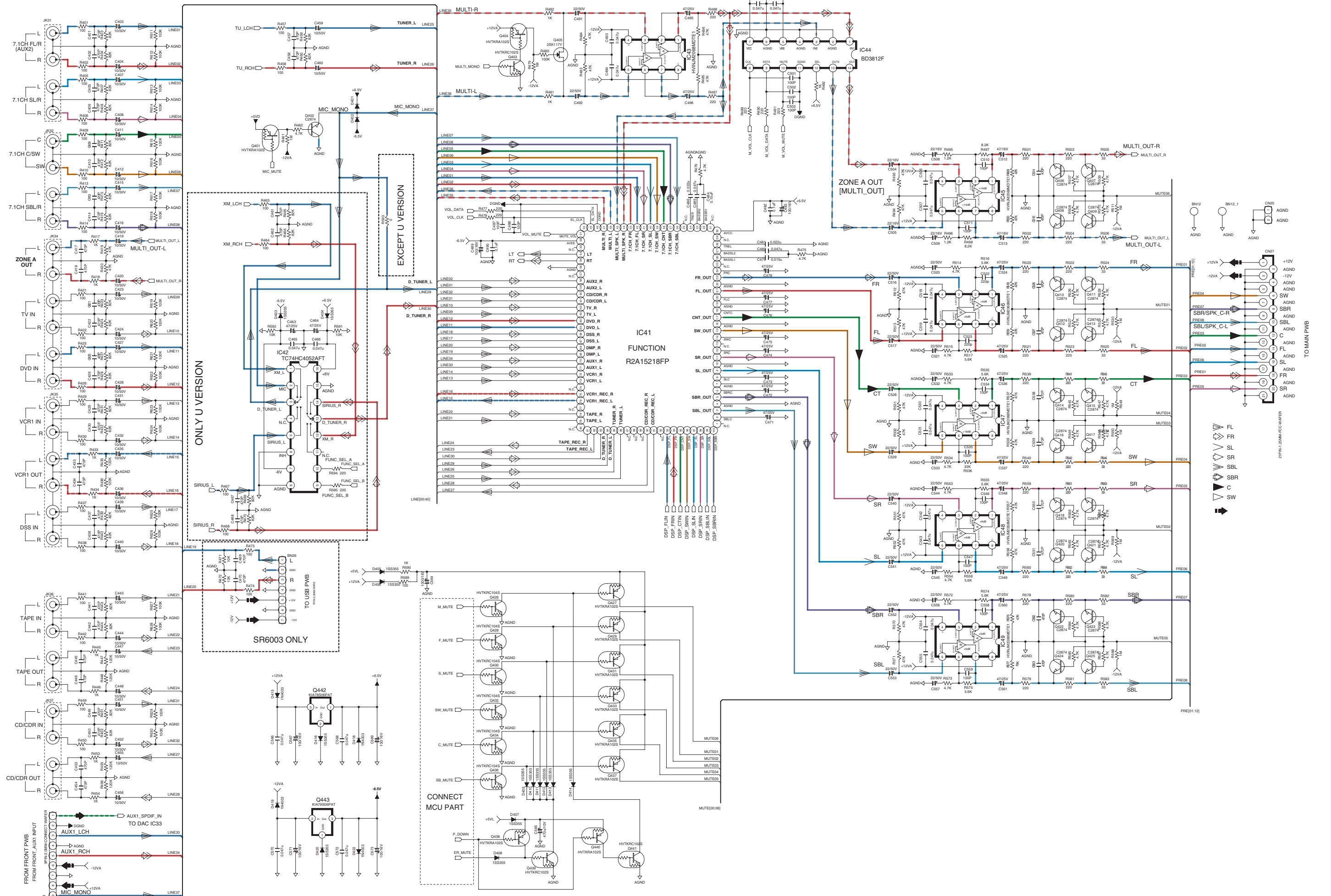
TO HDMI TX BLOCK

3.3V REGULATOR

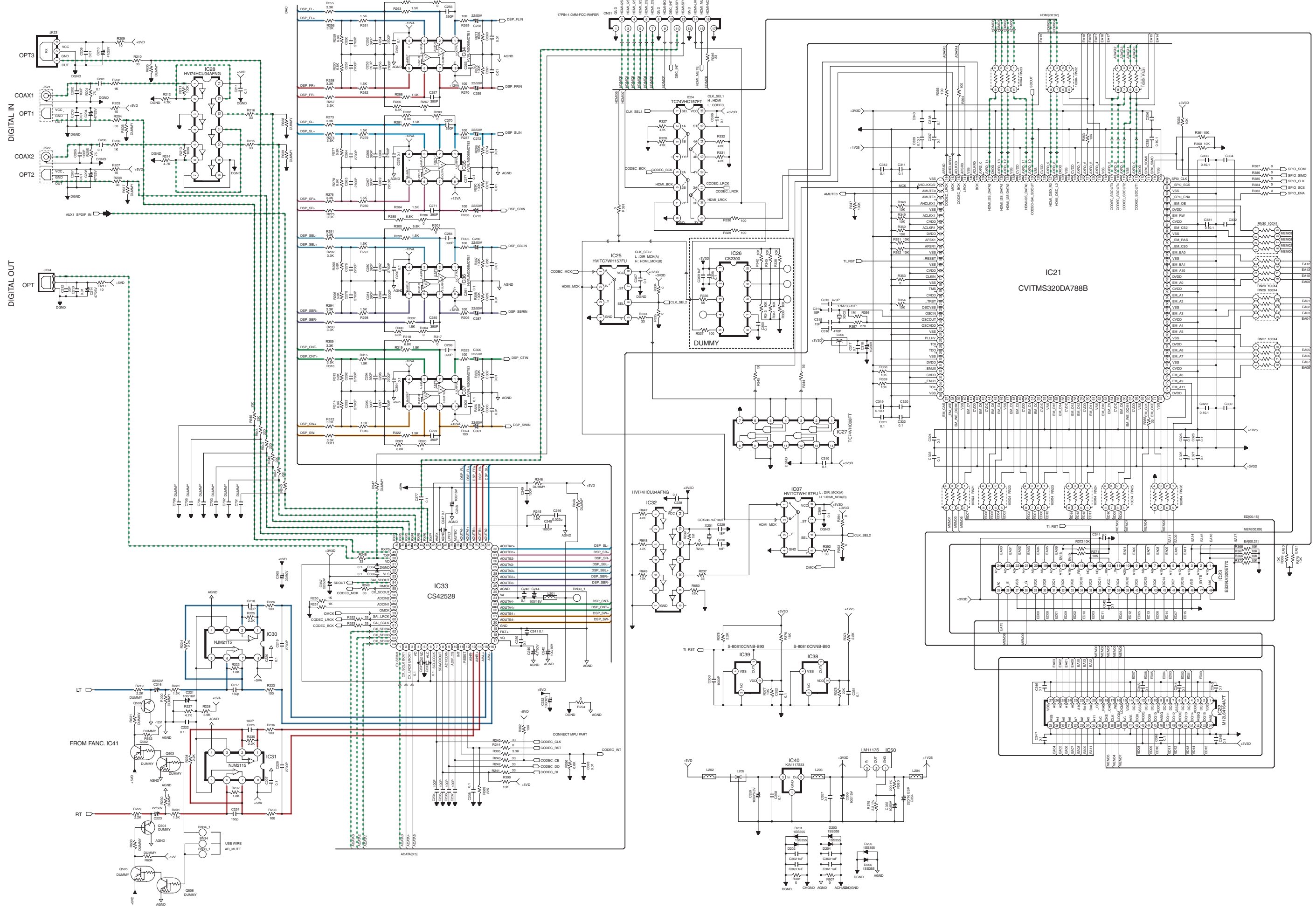


1.8V REGULATOR

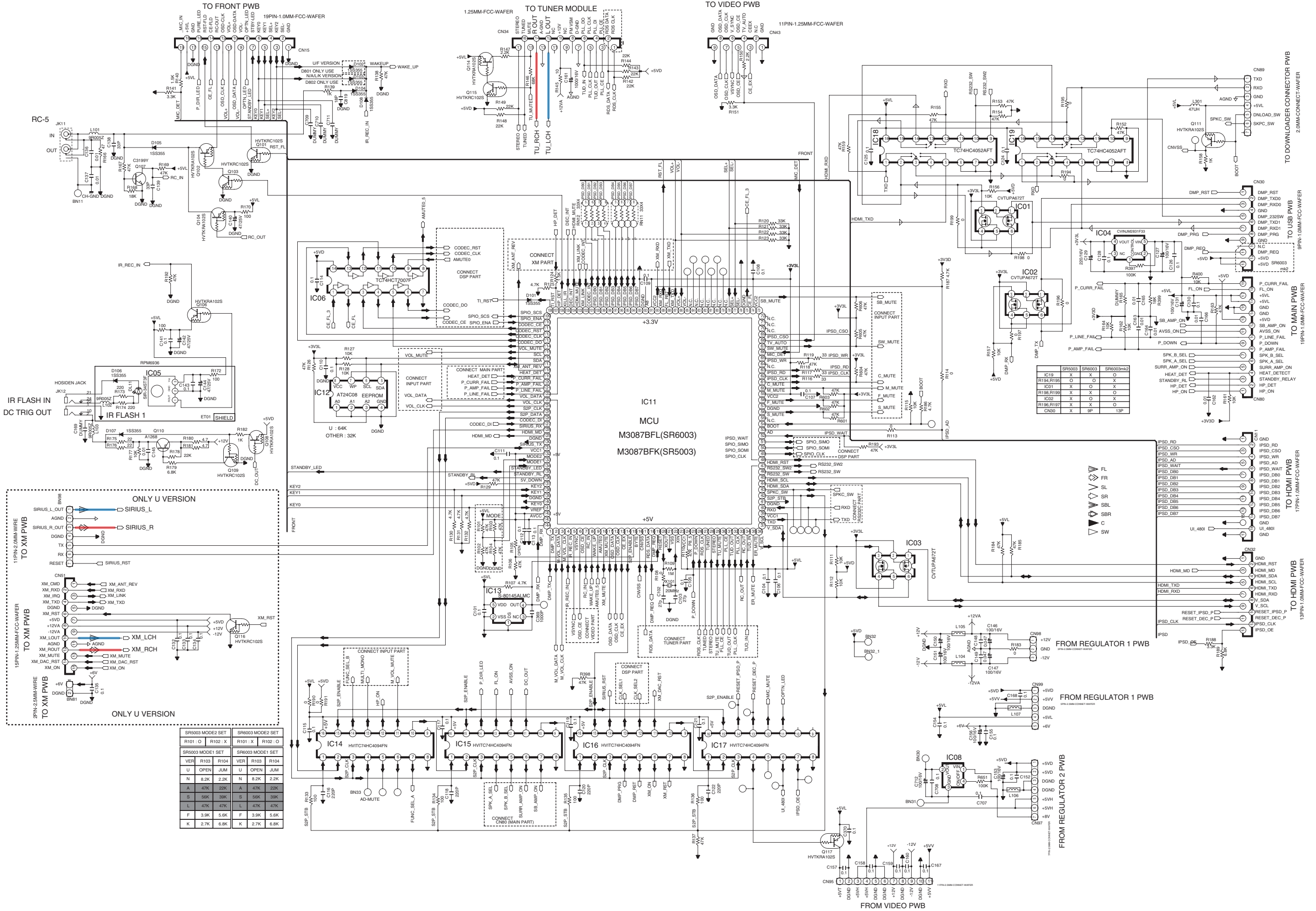




INPUT PWB 2/3



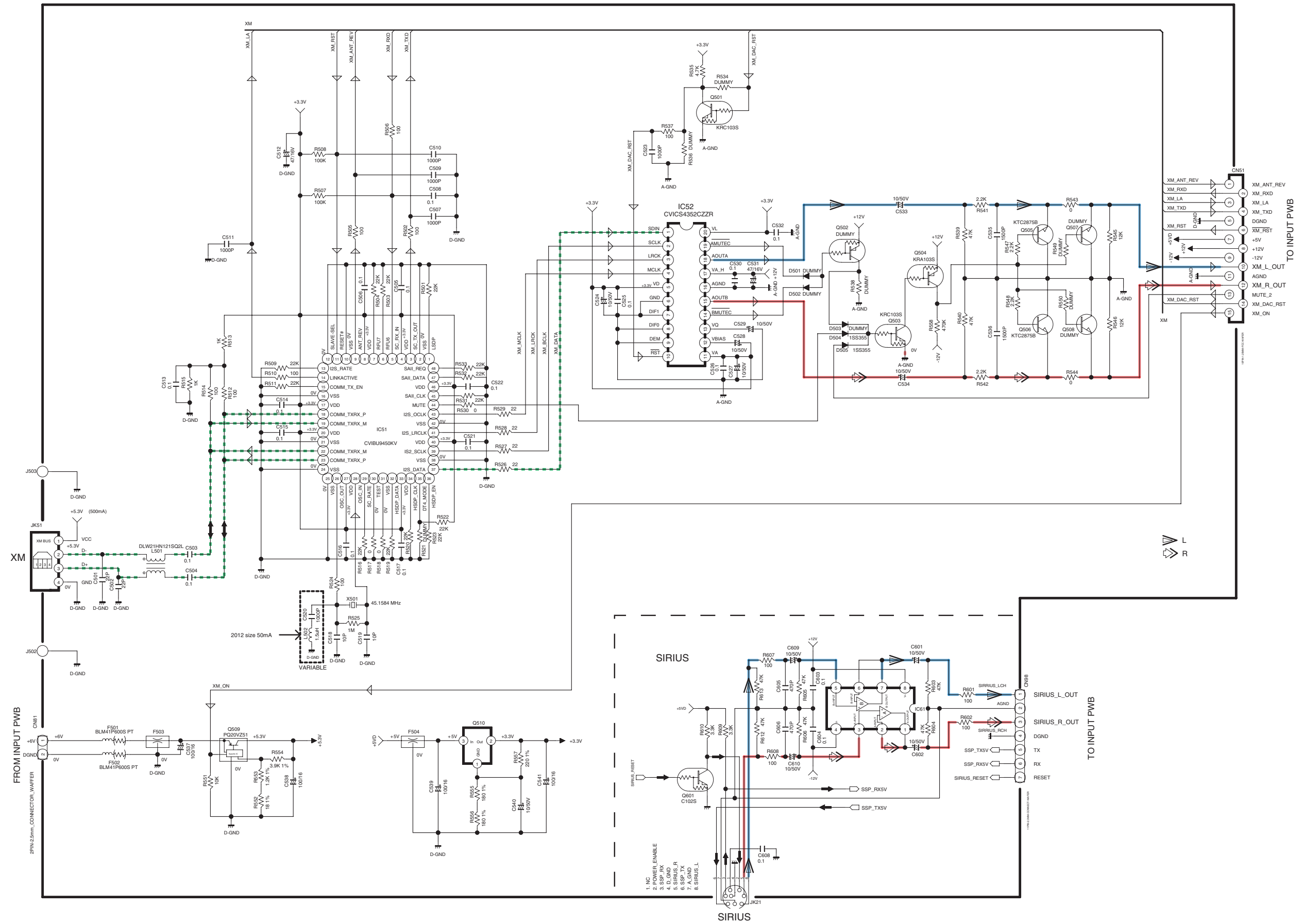
INPUT PWB 3/3



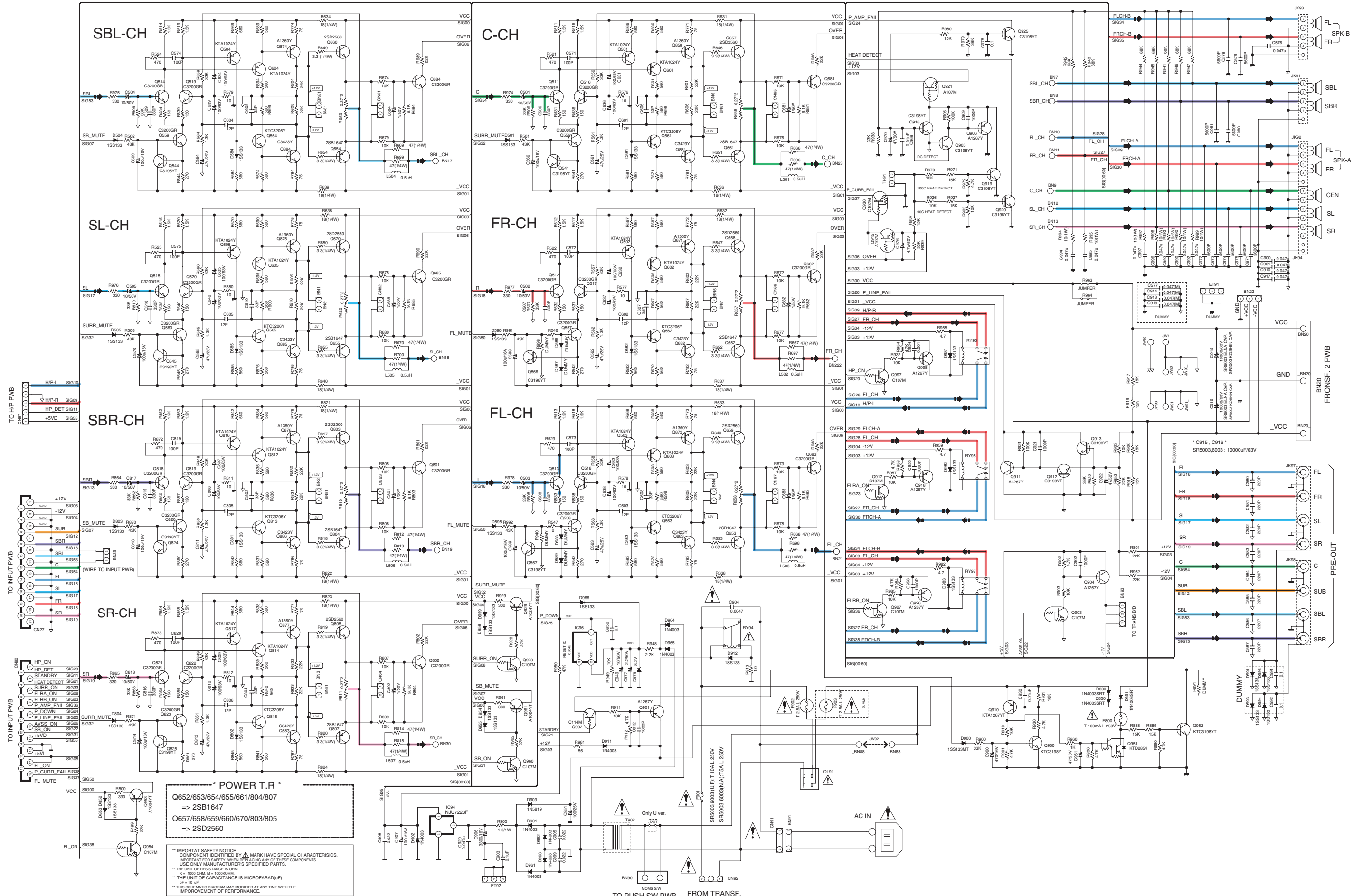
SR5003 MODE2 SET				SR6003 MODE2 SET			
R101	O	R102	X	R101	X	R102	O
VER	R103	R104		VER	R103	R104	
U	OPEN	JUM	U	OPEN	JUM		
N	8.2K	3.2K	N	8.2K	2.2K		
A	47K	22K	A	47K	22K		
S	56K	39K	S	56K	39K		
L	47K	47K	L	47K	47K		
F	3.9K	5.6K	F	3.9K	5.6K		
K	2.7K	6.8K	K	2.7K	6.8K		

	SR5003	SR6003	SR6003m2
IC19	X	X	O
R194,R195	O	O	X
IC01	X	O	X
R198,R199	X	X	X
K302	X	O	X
R196,R197	X	X	O
CN30	X	9P	13P

XM PWB (/U Only)

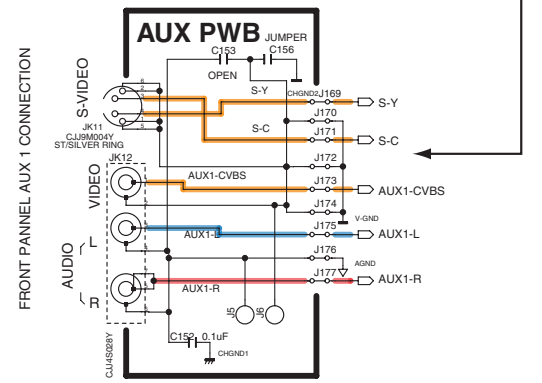
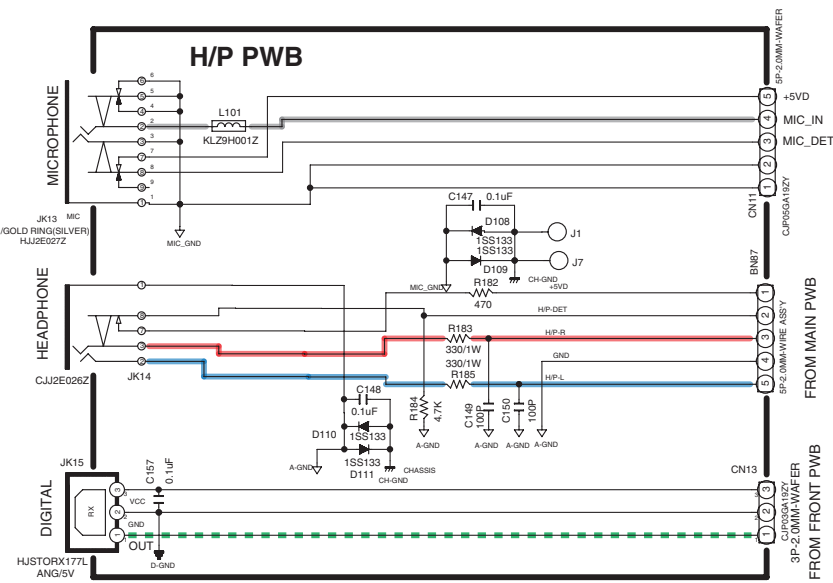
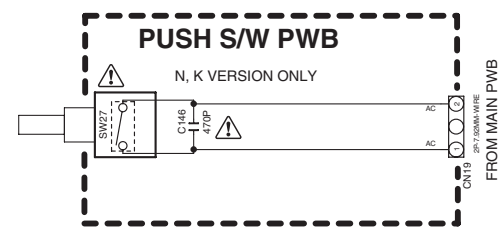
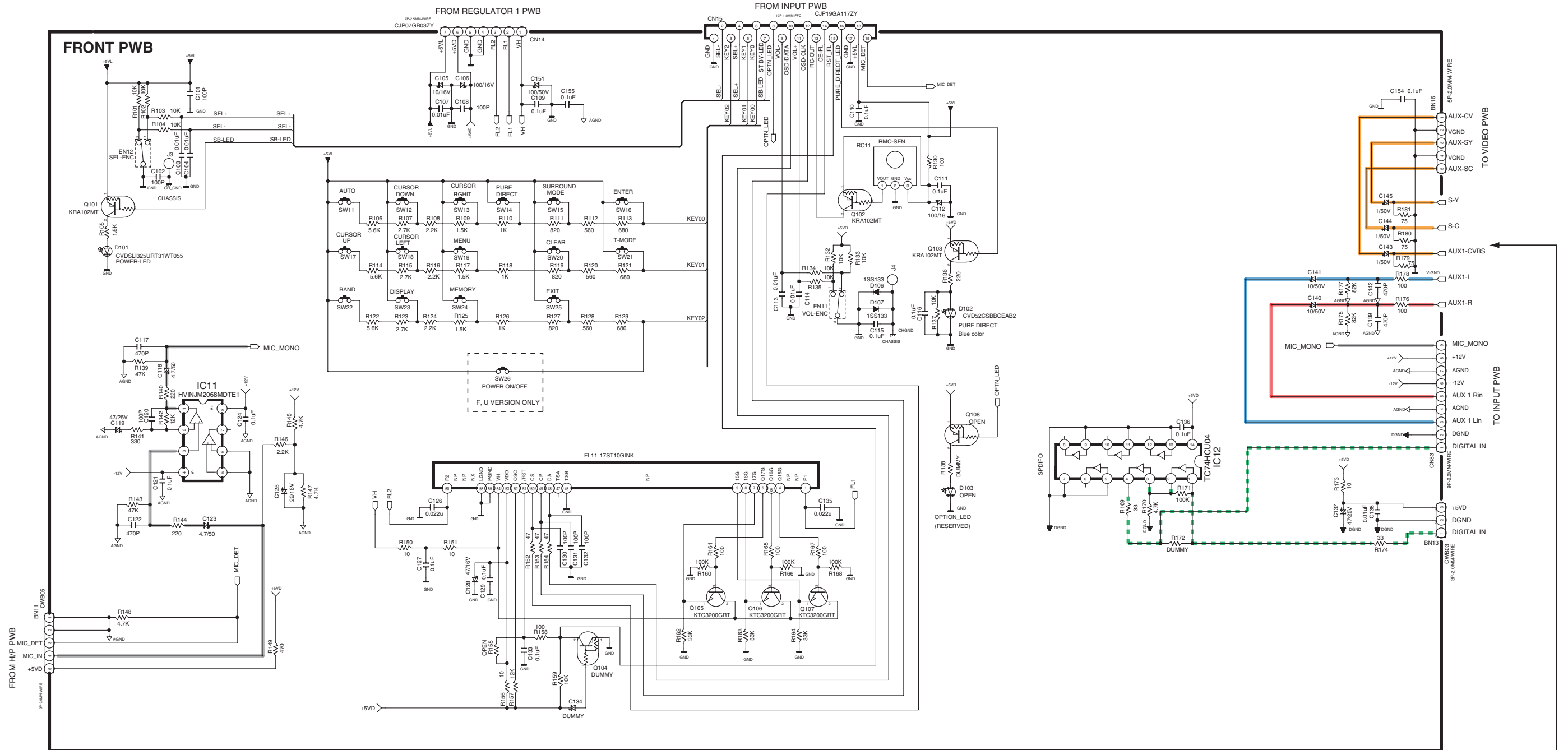


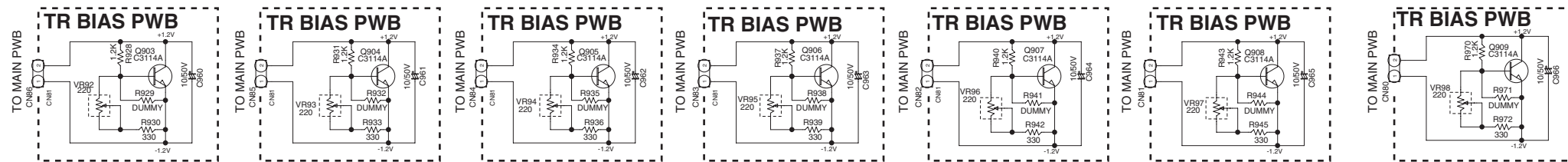
MAIN PWB



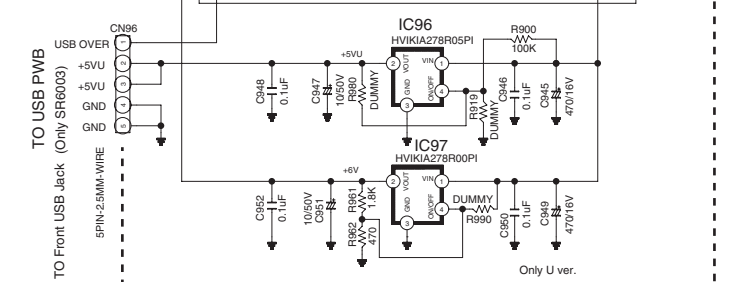
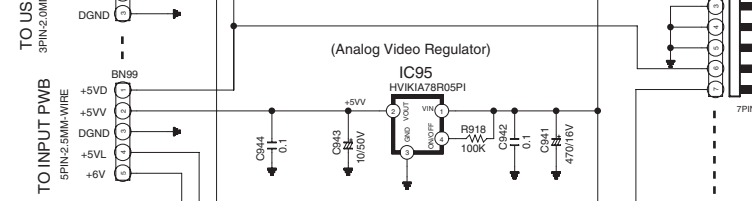
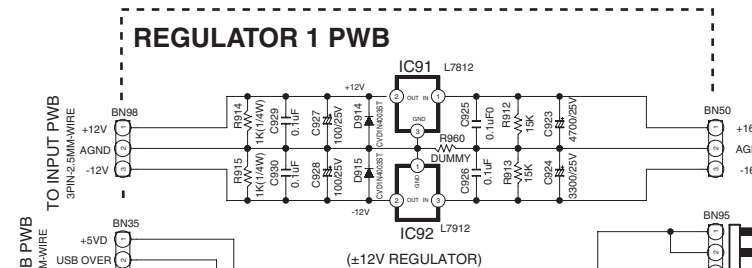
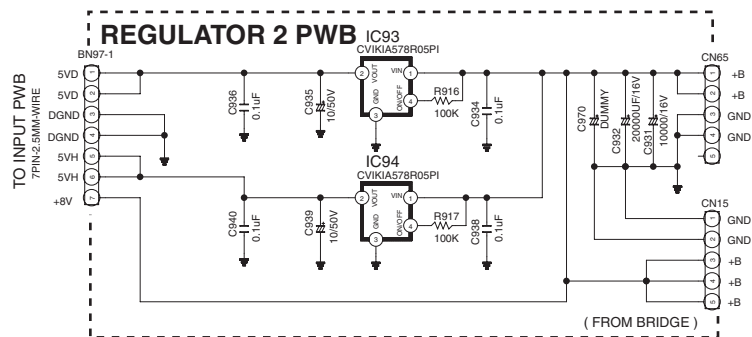
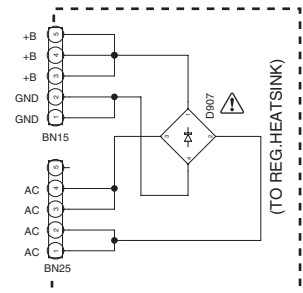
*** POWER T.R ***
 Q652/653/654/655/661/804/807
 => 2SB1647
 Q657/658/659/660/670/803/805
 => 2SD2560

**** IMPORTANT SAFETY NOTICE ****
 COMPONENT IDENTIFIED BY Δ MARK HAVE SPECIAL CHARACTERISTICS.
 IMPORTANT FOR SAFETY. WHEN REPLACING ANY OF THESE COMPONENTS
 USE ONLY MANUFACTURERS SPECIFIED PARTS.
 ** THE UNIT OF RESISTANCE IS OHM.
 ** THE UNIT OF CAPACITANCE IS MICROFARAD(μF)
 μF = 10⁻⁶ F
 ** THIS SCHEMATIC DIAGRAM MAY MODIFIED AT ANY TIME WITH THE
 IMPROVEMENT OF PERFORMANCE.

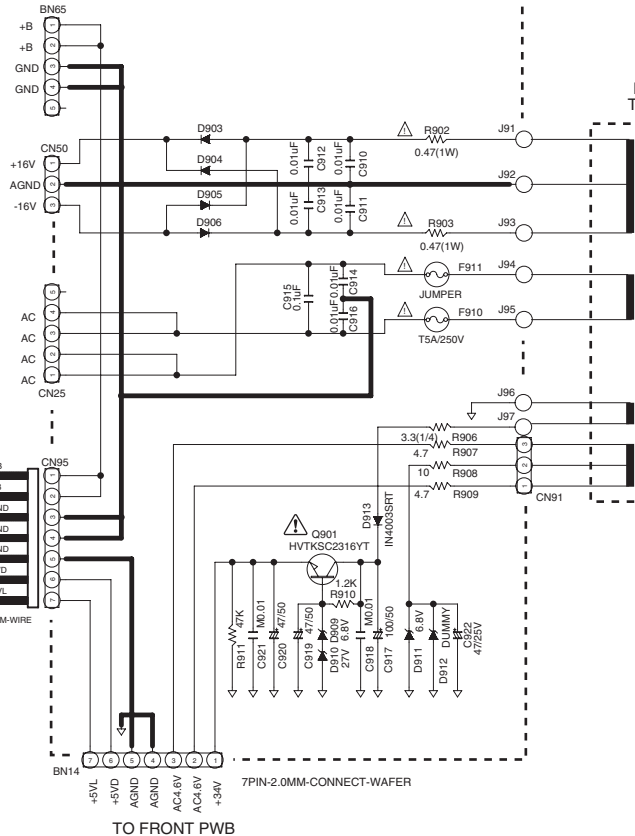




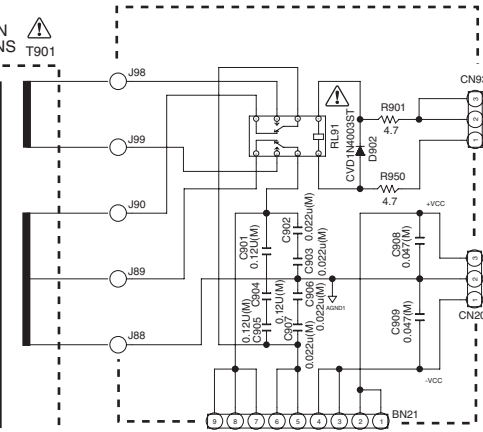
BRIDGE DIODE 1 PWB



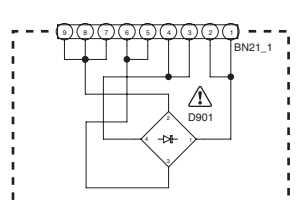
TRANSF. 1 PWB



TRANSF. 2 PWB

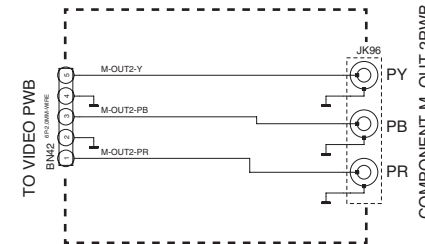


BRIDGE DIODE 2 PWB

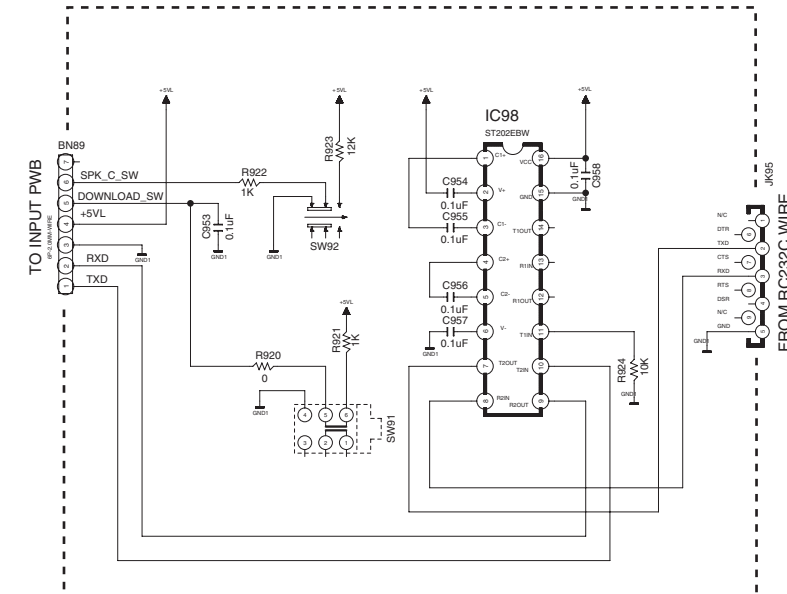


IMPORTANT SAFETY NOTICE:
 COMPONENT IDENTIFIED BY MARK HAVE SPECIAL CHARACTERISTICS.
 IMPORTANT FOR SAFETY. WHEN REPLACING ANY OF THESE COMPONENTS
 USE ONLY MANUFACTURERS SPECIFIED PARTS.
 ** THE UNIT OF RESISTANCE IS OHM.
 K = 1000 OHM, M = 10000 OHM.
 ** THE UNIT OF CAPACITANCE IS MICROFARAD(μF)
 μF = 1E-6 UF
 ** THIS SCHEMATIC DIAGRAM MAY MODIFIED AT ANY TIME WITH THE
 IMPROVEMENT OF PERFORMANCE.

COMPONENT OUT 2 PWB

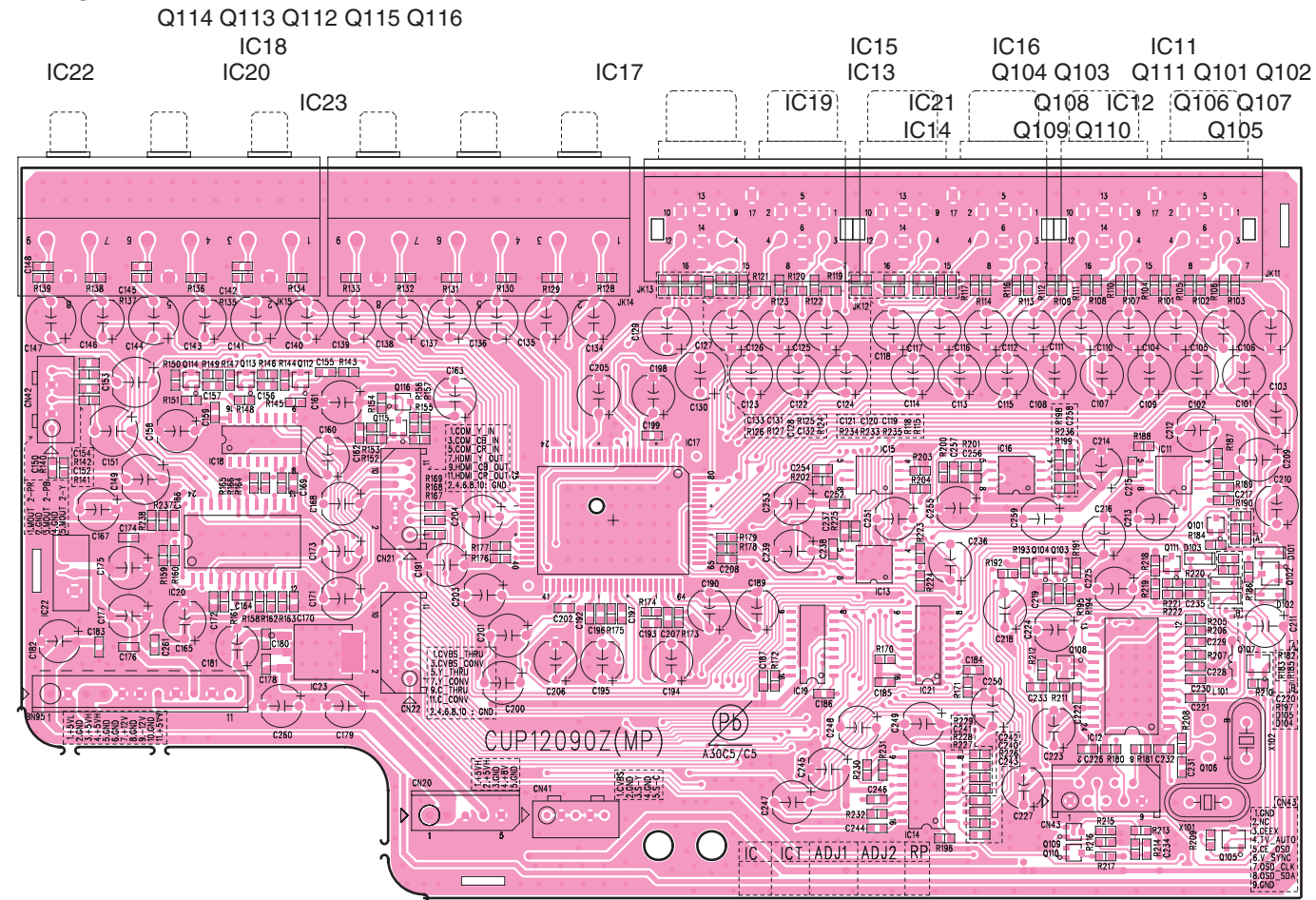


DOWNLOADER CONNECTOR PWB

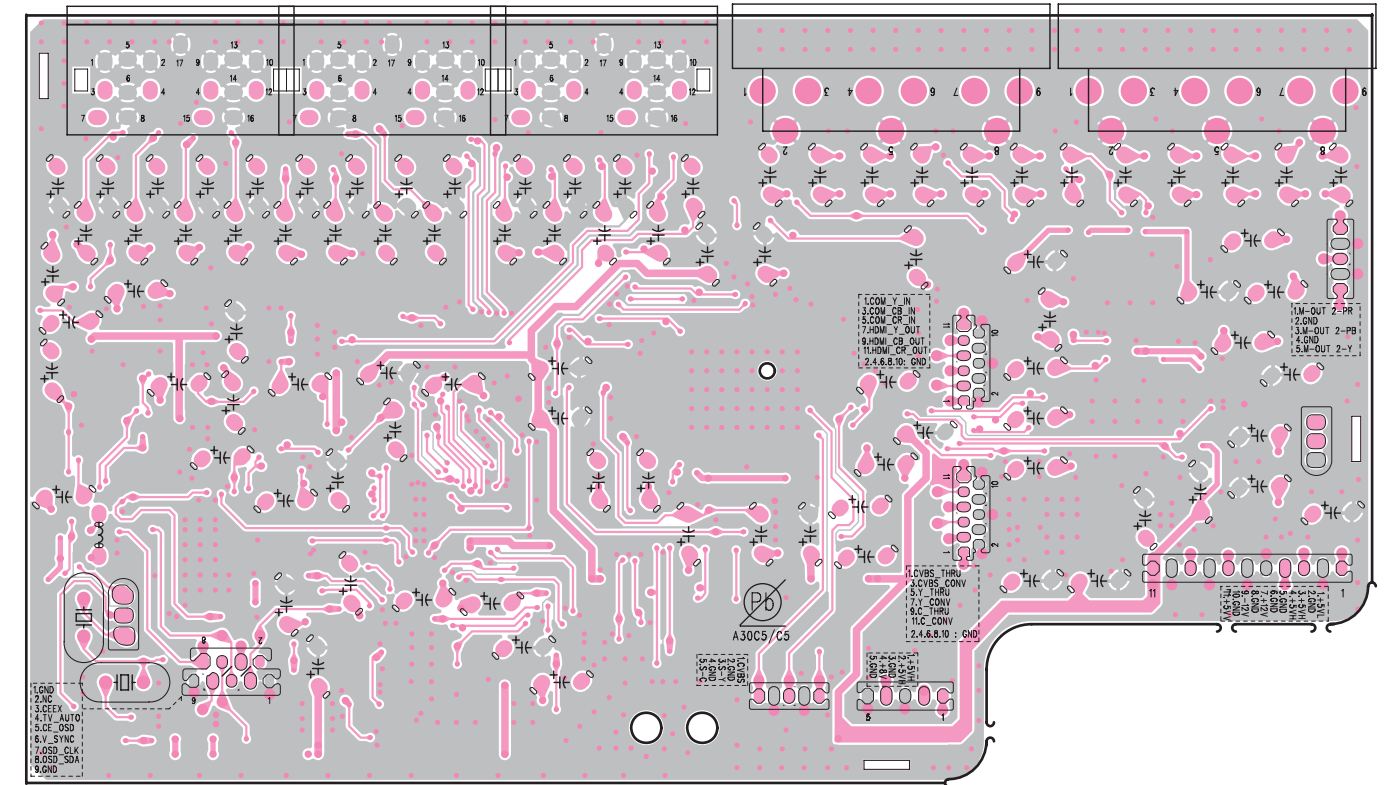


11. PARTS LOCATION

VIDEO A PWB

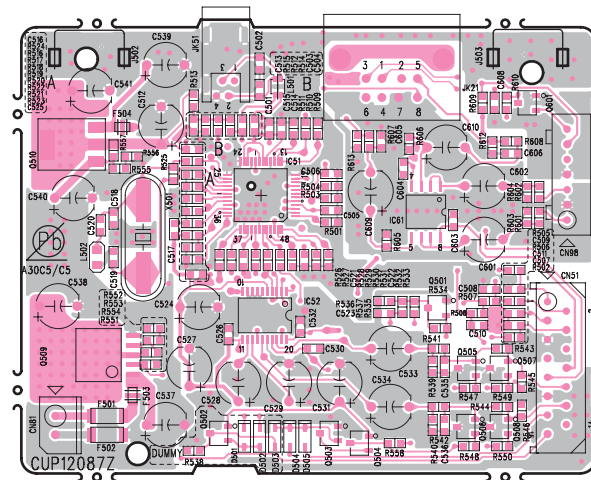


VIDEO B PWB

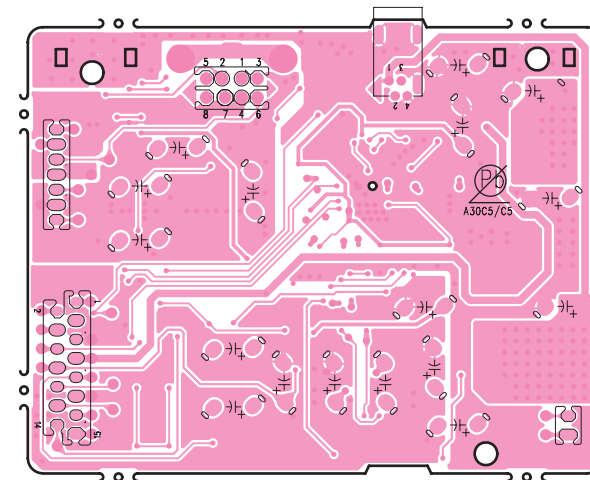


XM A PWB (/U Only)

- Q510 IC51 IC61 Q601
 IC52 Q501
 Q509 Q505 Q507
 Q502 Q503 Q504 Q506 Q508

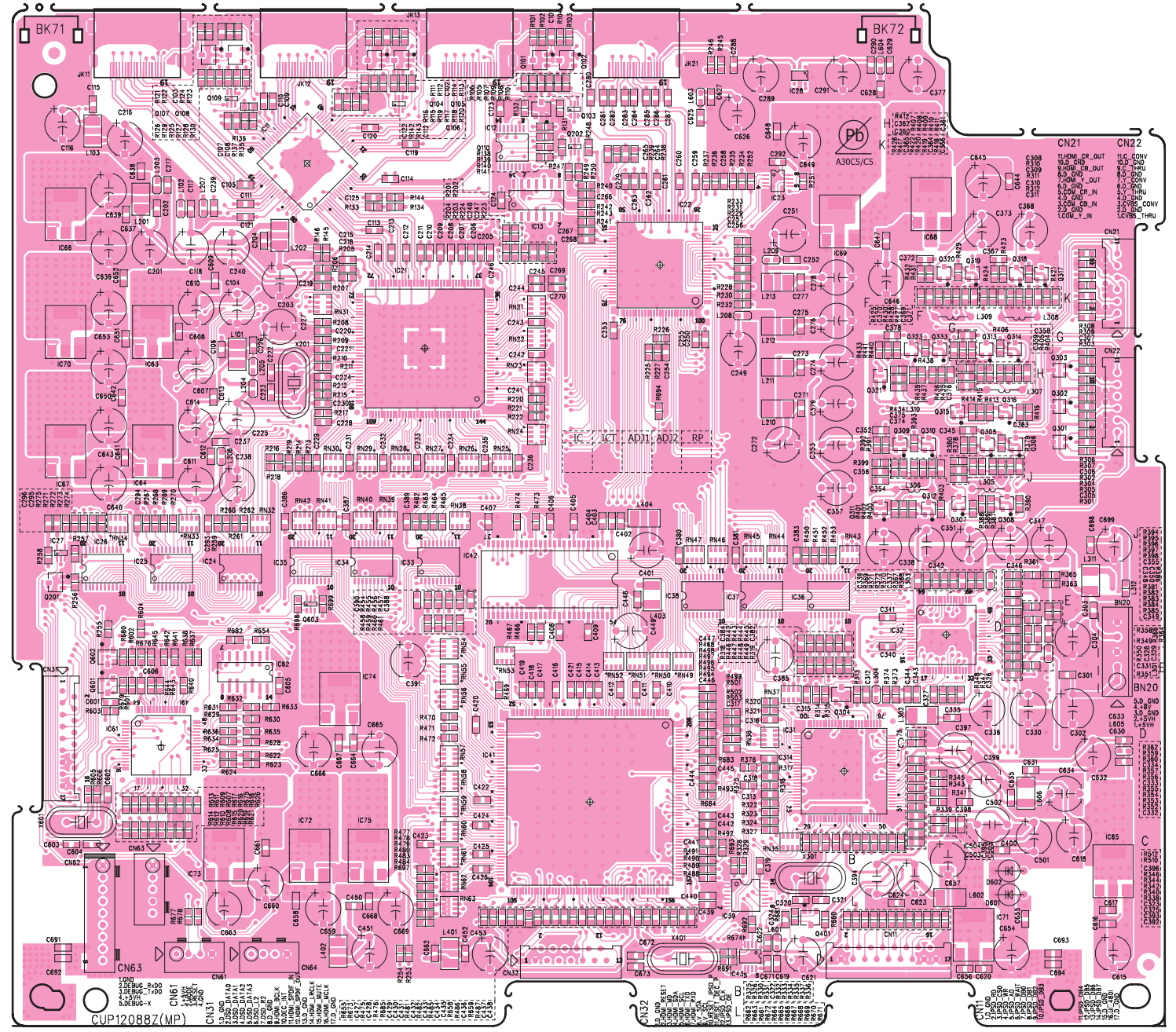


XM B PWB (/U Only)

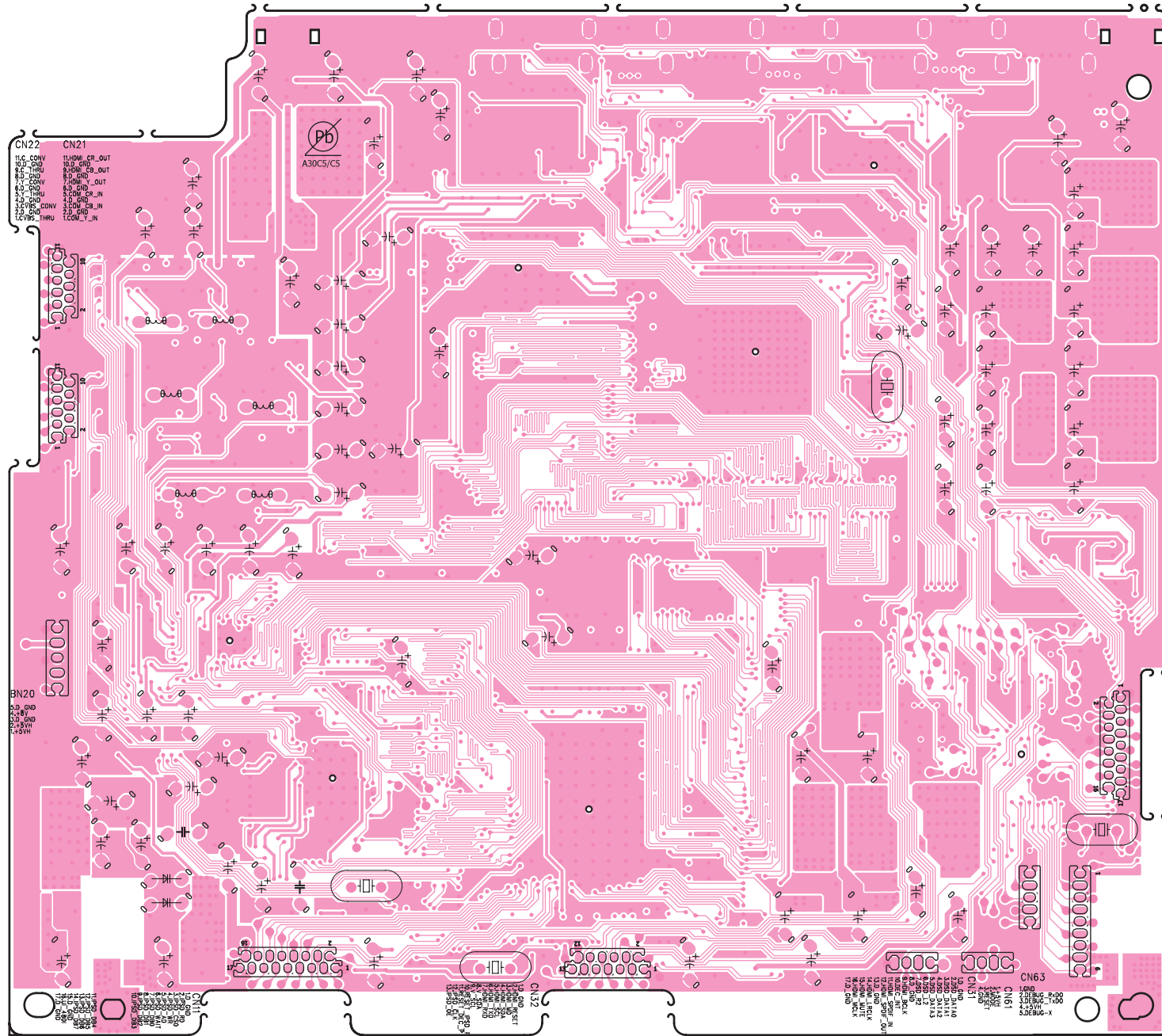


HDMI A PWB


Q107 Q108 Q104 Q105 Q101 Q102 IC28
Q109 Q106 Q110 Q103 IC69 IC68
IC11 IC12 Q202 Q320 Q319 Q318 Q317
IC66 IC70 IC63 IC21 IC13 IC23 IC28
IC67 IC64 IC22 IC37 IC68
Q201 IC27 IC26 IC25 IC24 IC35 IC34 IC33 IC42 IC38 IC37 IC36 Q309 Q310 Q305 Q306 Q301
Q602 IC62 Q603 IC38 IC37 IC36 Q311 Q312 Q307 Q308
Q601 IC61 IC74 IC41 IC31 Q304
IC73 IC72 IC75 IC39 IC43 Q401 IC71 IC65



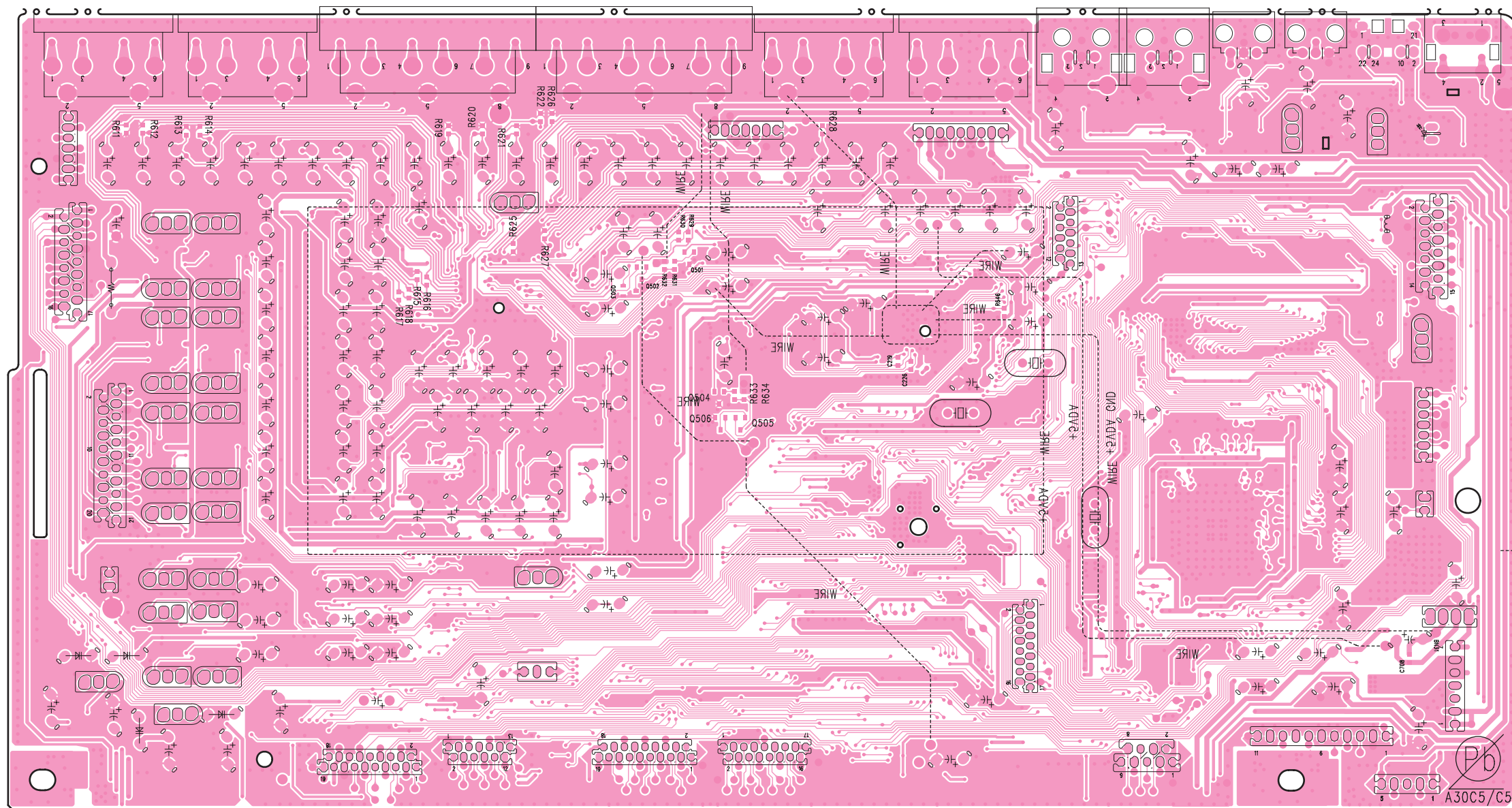
HDMI B PWB



INPUT A PWB




INPUT B PWB



鉛フリー半田
 半田付けには、鉛フリー半田 (Sn-Ag-Cu) を使用してください。

Lead-free Solder
 When soldering, use the Lead-free Solder (Sn-Ag-Cu).


MAIN A PWB



鉛フリー半田
半田付けには、鉛フリー半田 (Sn-Ag-Cu) を使用してください。

Lead-free Solder
When soldering, use the Lead-free Solder (Sn-Ag-Cu).

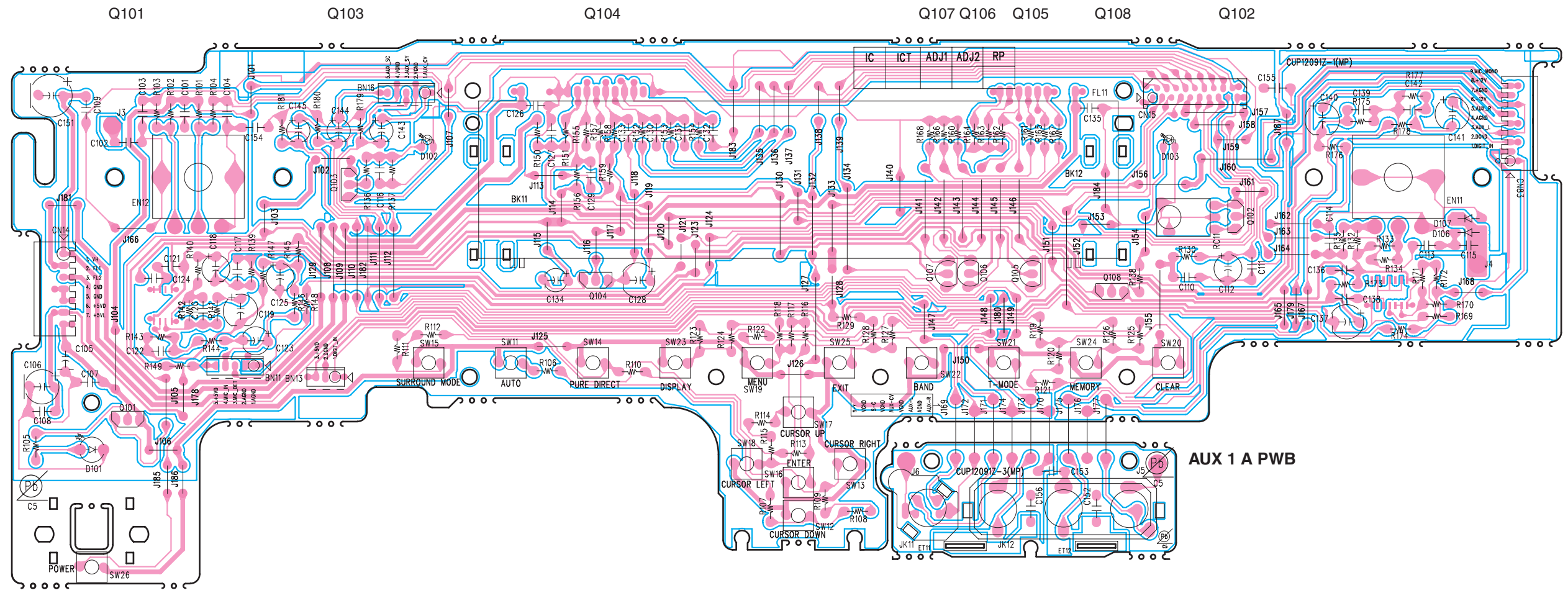
MAIN B PWB



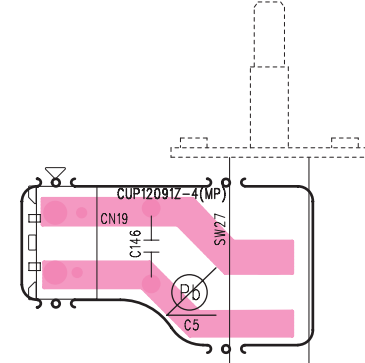
鉛フリー半田
半田付けには、鉛フリー半田 (Sn-Ag-Cu) を使用してください。

Lead-free Solder
When soldering, use the Lead-free Solder (Sn-Ag-Cu).

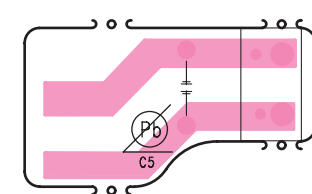
FRONT A PWB



PUSH S/W A PWB



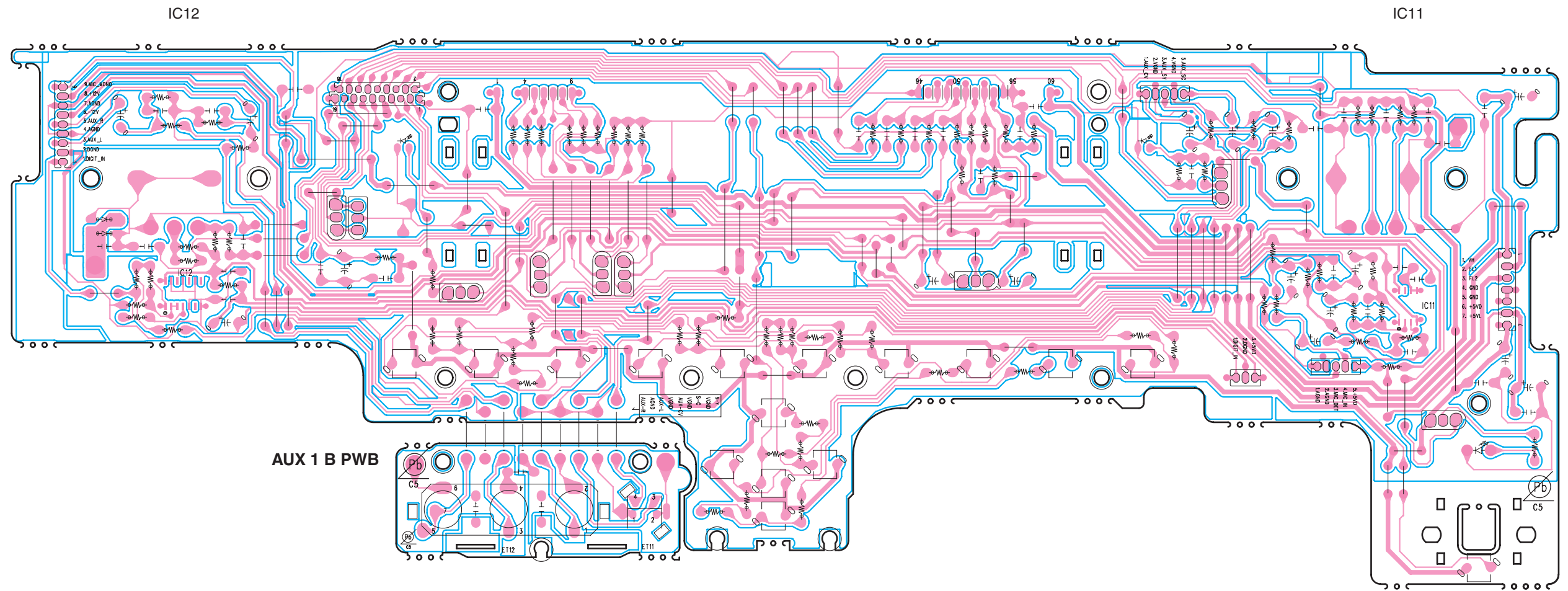
PUSH S/W B PWB



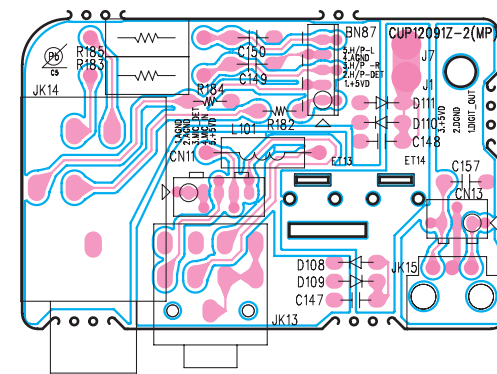
鉛フリー半田
半田付けには、鉛フリー半田 (Sn-Ag-Cu) を使用してください。

Lead-free Solder
When soldering, use the Lead-free Solder (Sn-Ag-Cu).

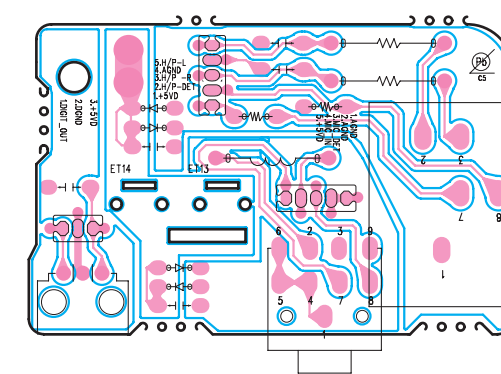
FRONT B PWB



H/P A PWB

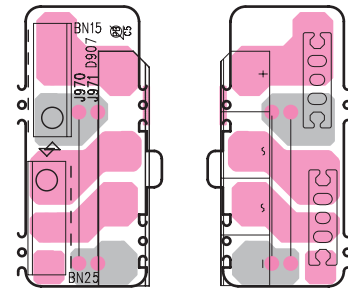


H/P B PWB

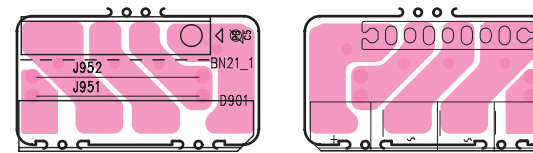


鉛フリー半田
半田付けには、鉛フリー半田 (Sn-Ag-Cu) を使用してください。
Lead-free Solder
When soldering, use the Lead-free Solder (Sn-Ag-Cu).

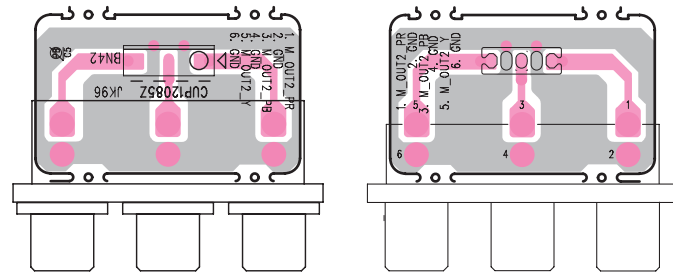
BRIDGE DIODE 1 A PWB BRIDGE DIODE 1 B PWB



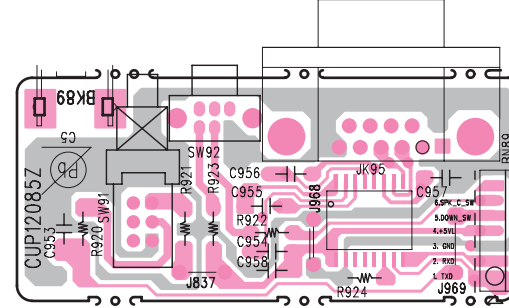
BRIDGE DIODE 2 A PWB BRIDGE DIODE 2 B PWB



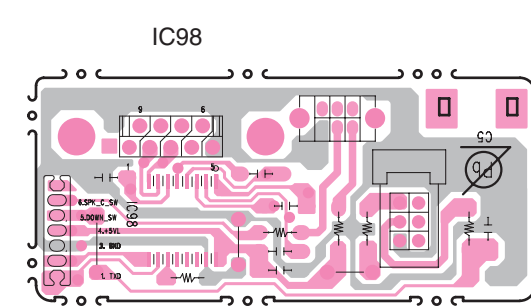
COMPONENT OUT 2 A PWB COMPONENT OUT 2 B PWB



DOWNLOADER CONNECTOR A PWB

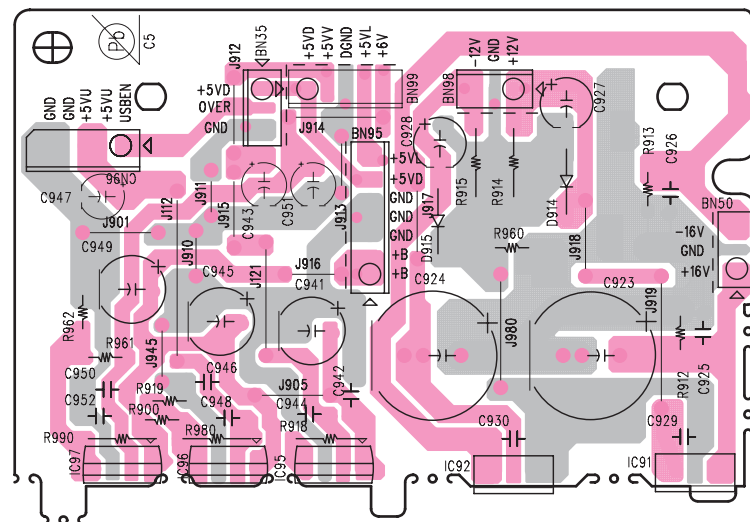


DOWNLOADER CONNECTOR B PWB

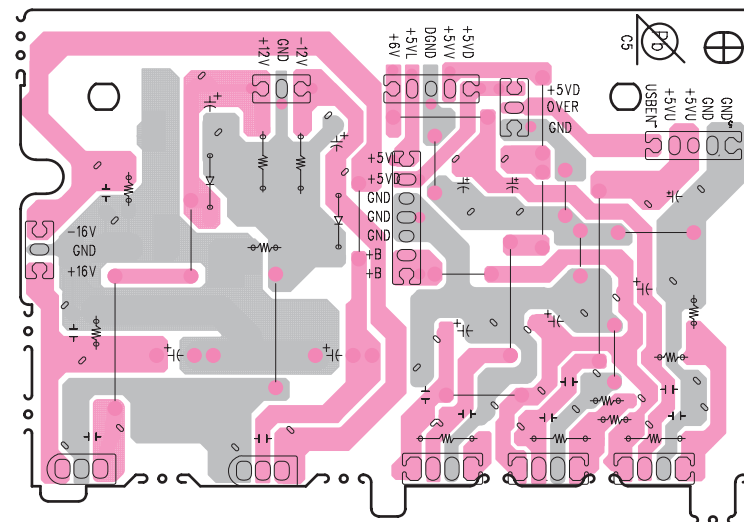


REGULATOR 1 A PWB

IC97 IC96 IC95 IC92 IC91

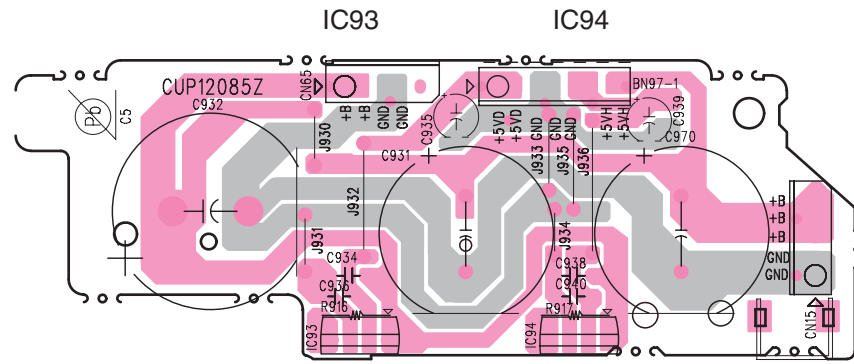


REGULATOR 1 B PWB

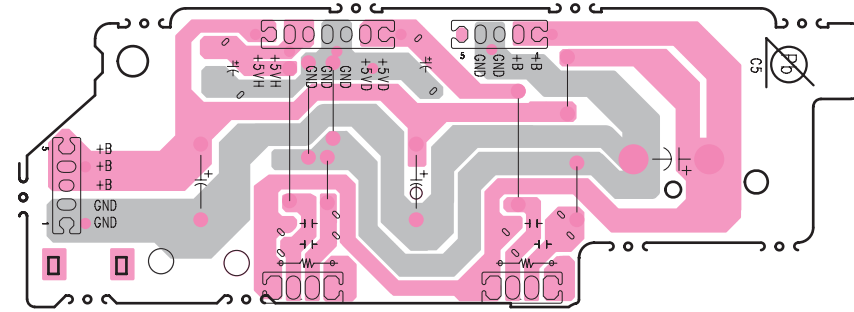


鉛フリー半田
半田付けには、鉛フリー半田 (Sn-Ag-Cu) を使用してください。
Lead-free Solder
When soldering, use the Lead-free Solder (Sn-Ag-Cu).

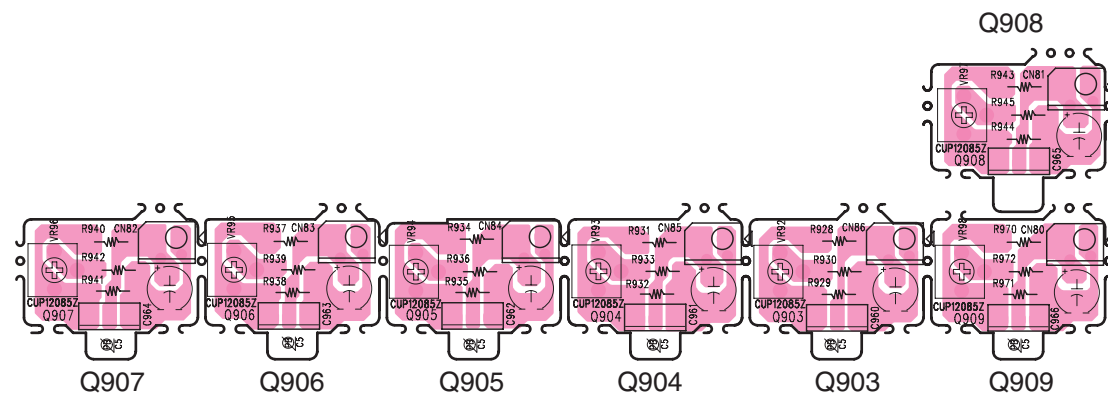
REGULATOR 2 A PWB



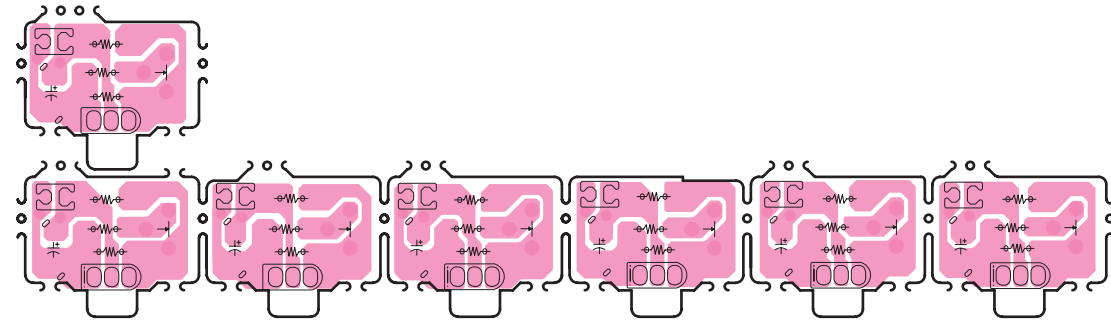
REGULATOR 2 B PWB



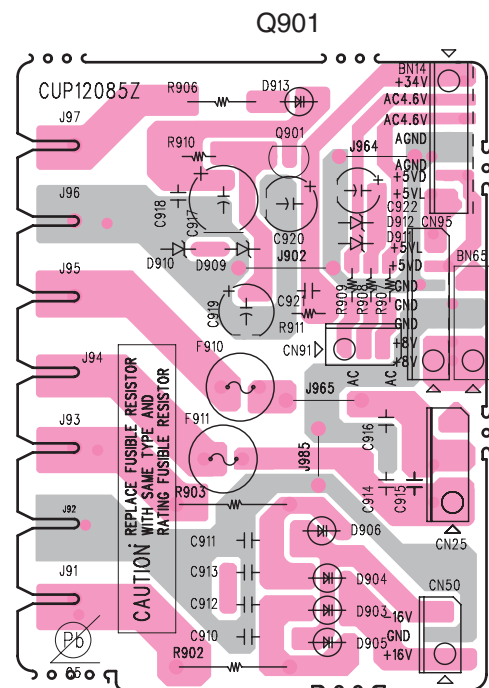
TR BIAS A PWB



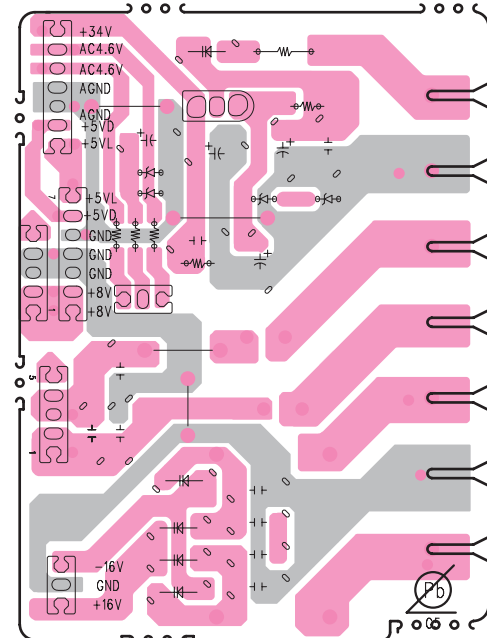
TR BIAS B PWB



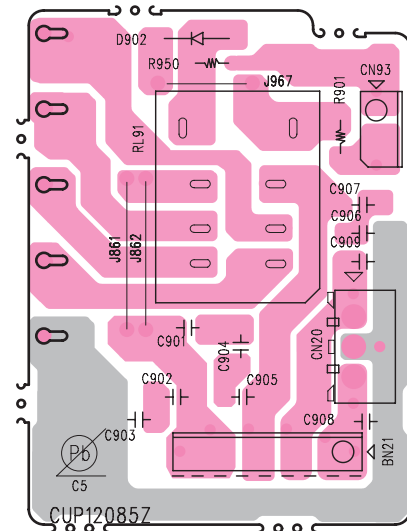
TRANSF. 1 A PWB



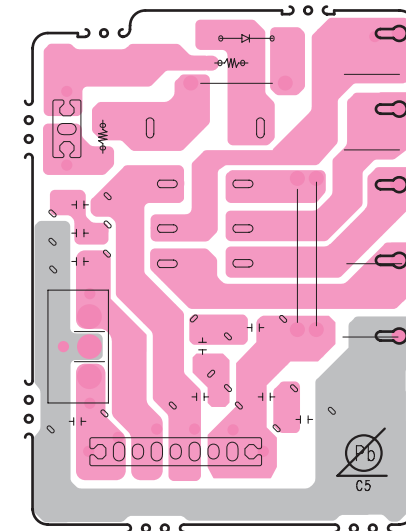
TRANSF. 1 B PWB



TRANSF. 2 A PWB



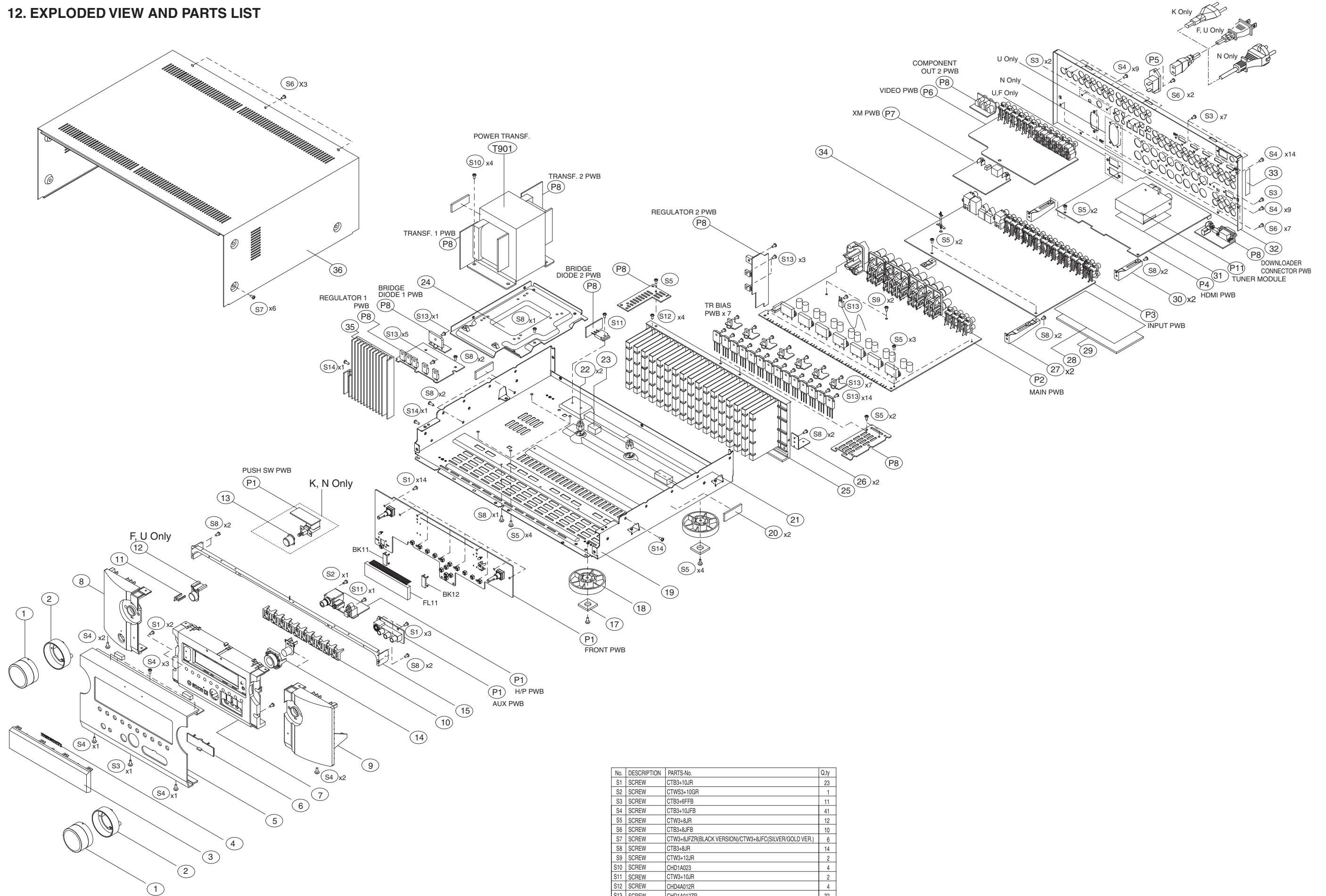
TRANSF. 2 B PWB



REPLACE FUSIBLE RESISTOR WITH SAME TYPE AND RATING FUSIBLE RESISTOR
CAUTION

鉛フリー半田
半田付けには、鉛フリー半田 (Sn-Ag-Cu) を使用してください。
Lead-free Solder
When soldering, use the Lead-free Solder (Sn-Ag-Cu).

12. EXPLODED VIEW AND PARTS LIST



No.	DESCRIPTION	PARTS-No.	Qty
S1	SCREW	CTB3+10JR	23
S2	SCREW	CTW3+10GR	1
S3	SCREW	CTB3+6FFB	11
S4	SCREW	CTB3+10JFB	41
S5	SCREW	CTW3+8JR	12
S6	SCREW	CTB3+8JFB	10
S7	SCREW	CTW3+8JFZP(BLACK VERSION)/CTW3+8JFC(SILVER/GOLD VER.)	6
S8	SCREW	CTB3+8JR	14
S9	SCREW	CTW3+12JR	2
S10	SCREW	CHD1A023	4
S11	SCREW	CTW3+10JR	2
S12	SCREW	CHD4A012R	4
S13	SCREW	CHD1A012ZR	32
S14	SCREW	CTS3+8JR	2

P.W.B. NAME	POS. NO.	VERS. COLOR	PART NO. (FOR EUR)	PART NO. (MZ)	PART NAME	DESCRIPTION	
	1	F B	nsp	412410005014M	KNOB	KNOB VOLUME BL	CGK1A133YA
	1	/K1SG	nsp	943412002020M	KNOB	KNOB VOLUME SG	CGK1A133XA
	1	/N1B	412410005014M	412410005014M	KNOB	KNOB VOLUME BL	CGK1A133YA
	1	/N1SG	943412002020M	943412002020M	KNOB	KNOB VOLUME SG	CGK1A133XA
	1	/U1B	nsp	412410005014M	KNOB	KNOB VOLUME BL	CGK1A133YA
	2	F B	nsp	424510002017M	ESCUTCHEON	VOLUME RING BL	CGR1A449B37
	2	/K1SG	nsp	943424002030M	ESCUTCHEON	RING VOLUME SG	CGR1A449RMD10
	2	/N1B	424510002017M	424510002017M	ESCUTCHEON	VOLUME RING BL	CGR1A449B37
	2	/N1SG	943424002030M	943424002030M	ESCUTCHEON	RING VOLUME SG	CGR1A449RMD10
	2	/U1B	nsp	424510002017M	ESCUTCHEON	VOLUME RING BL	CGR1A449B37
	3		943416003550M	943416003550M	WINDOW	FIP WINDOW SR5003	CGU1A422A12Y
	4		421410006004M	421410006004M	BADGE	MARANTZ BADGE (AL) M1 MODEL	CGB1A206
	5	F B	nsp	943402004520M	PANEL	FRONT PANEL AL SR5003 F BL	CKM1A200SC23
	5	/K1SG	nsp	943422003590M	PANEL	FRONT PANEL AL SR5003 N SG	CKM1A200YC62
	5	/N1B	943422003580M	943422003580M	PANEL	FRONT PANEL AL SR5003 N BL	CKM1A200ZC23
	5	/N1SG	943422003590M	943422003590M	PANEL	FRONT PANEL AL SR5003 N SG	CKM1A200YC62
	5	/U1B	nsp	943422003600M	PANEL	FRONT PANEL AL SR5003 U BL	CKM1A200UC23
	6	F B	nsp	943415001940M	DOOR	DOOR MOLD BL	CGR1A453B37
	6	/K1SG	nsp	943415001950M	DOOR	DOOR MOLD SG	CGR1A453RMD10
	6	/N1B	943415001940M	943415001940M	DOOR	DOOR MOLD BL	CGR1A453B37
	6	/N1SG	943415001950M	943415001950M	DOOR	DOOR MOLD SG	CGR1A453RMD10
	6	/U1B	nsp	943415001940M	DOOR	DOOR MOLD BL	CGR1A453B37
	7	F B	nsp	943422001920M	CHASSIS	FRONT MOLD PANEL BL	CGW1A458B37
	7	/K1SG	nsp	943422001930M	CHASSIS	FRONT MOLD PANEL SG	CGW1A458RMD10
	7	/N1B	943422001920M	943422001920M	CHASSIS	FRONT MOLD PANEL BL	CGW1A458B37
	7	/N1SG	943422001930M	943422001930M	CHASSIS	FRONT MOLD PANEL SG	CGW1A458RMD10
	7	/U1B	nsp	943422001920M	CHASSIS	FRONT MOLD PANEL BL	CGW1A458B37
	8	F B	nsp	943422003530M	ESCUTCHEON	ESCUTCHEON L STANDBY BL	CGW1A460RNXB37
	8	/K1SG	nsp	943422003560M	ESCUTCHEON	ESCUTCHEON L ON/OFF SG	CGW1A460ROYD10
	8	/N1B	943422003520M	943422003520M	ESCUTCHEON	ESCUTCHEON L ON/OFF BL	CGW1A460RNXB37
	8	/N1SG	943422003560M	943422003560M	ESCUTCHEON	ESCUTCHEON L ON/OFF SG	CGW1A460ROYD10
	8	/U1B	nsp	943422003530M	ESCUTCHEON	ESCUTCHEON L STANDBY BL	CGW1A460RNXB37
	9	F B	nsp	943422003540M	ESCUTCHEON	ESCUTCHEON R BL	CGW1A461RNB37
	9	/K1SG	nsp	943422003570M	ESCUTCHEON	ESCUTCHEON R SG	CGW1A461ROD10
	9	/N1B	943422003540M	943422003540M	ESCUTCHEON	ESCUTCHEON R BL	CGW1A461RNB37
	9	/N1SG	943422003570M	943422003570M	ESCUTCHEON	ESCUTCHEON R SG	CGW1A461ROD10
	9	/U1B	nsp	943422003540M	ESCUTCHEON	ESCUTCHEON R BL	CGW1A461RNB37
	10	F B	nsp	943411001980M	BUTTON	BUTTON FUNCTION BL	CBT1A1080
	10	/K1SG	nsp	943411001990M	BUTTON	BUTTON FUNCTION SG	CBT1A1080RMD10
	10	/N1B	943411001980M	943411001980M	BUTTON	BUTTON FUNCTION BL	CBT1A1080
	10	/N1SG	943411001990M	943411001990M	BUTTON	BUTTON FUNCTION SG	CBT1A1080RMD10
	10	/U1B	nsp	943411001980M	BUTTON	BUTTON FUNCTION BL	CBT1A1080
	11		00M10BW355010	00M10BW355010	LENS	INDICATOR POWER	CGL1A231
	12	F B	nsp	411510015017M	BUTTON	BUTTON POWER TACT BL	CBT1A1072
	12	/U1B	nsp	411510015017M	BUTTON	BUTTON POWER TACT BL	CBT1A1072
	13	/K1SG	nsp	943411001970M	BUTTON	BUTTON POWER SW SG	CBC1A166RMD10
	13	/N1B	411510016027M	411510016027M	BUTTON	BUTTON POWER PUSH BL	CBC1A166
	13	/N1SG	943411001970M	943411001970M	BUTTON	BUTTON POWER SW SG	CBC1A166RMD10
	14	F B	nsp	943411002000M	BUTTON	BUTTON ENTER BL	CBT1A1081Z
	14	/K1SG	nsp	943411002010M	BUTTON	BUTTON ENTER SG	CBT1A1081RMYD10
	14	/N1B	943411002000M	943411002000M	BUTTON	BUTTON ENTER BL	CBT1A1081Z
	14	/N1SG	943411002010M	943411002010M	BUTTON	BUTTON ENTER SG	CBT1A1081RMYD10
	14	/U1B	nsp	943411002000M	BUTTON	BUTTON ENTER BL	CBT1A1081Z
	15		nsp	nsp	BRACKET	BRACKET BODY AV8003	CMD1A668
	17		00M32CW107010	00M32CW107010	SHEET	CUSHION FOOT	CHG1A360
	18		00M243W057210	00M243W057210	LEG	LEG FOR SILVER	CKL2A042H46
	19		nsp	nsp	CHASSIS	MAIN CHASSIS	CUA5A247
	20		nsp	nsp	BUFFER	CUSHION SUPPORT	CHG1A305
	21		nsp	nsp	BUFFER	H=9.5(15X20)	CHG1A104
	22		nsp	nsp	HOLDER	HOLDER PWB	CHE170
	24		nsp	nsp	BURAKET	BRACKET TRANSF.	CMD1A675
	25		nsp	nsp	HEATSINK	HEAT SINK MAIN	CMY3A266
	26		nsp	nsp	BRACKET	BRACKET PWB AG-D8900	CMD1A417
	27		nsp	nsp	BRACKET	BRAKECT H/S	CMD1A674
	28		nsp	nsp	PLATE	SHIELD PLATE	CMX1A252
	29		nsp	nsp	BUFFER	RABBER	CHG1A431
	30		nsp	nsp	BRACKET	BRACKET HEAT SINK	CMD2A674

NOTE : *nsp* PART IS LISTED FOR REFERENCE ONLY, MARANTZ WILL NOT SUPPLY THESE PARTS.

P.W.B. NAME	POS. NO.	VERS. COLOR	PART NO. (FOR EUR)	PART NO. (MZ)	PART NAME	DESCRIPTION
	31		nsp	nsp	INSULATOR	INSULATOR CMX1A253
	32	F B	nsp	nsp	PANEL	REAR PANEL SR5003 F CKF4A389W
	32	/K1SG	nsp	nsp	PANEL	REAR PANEL SR5003 K CKF3A389X
	32	/N1B	nsp	nsp	PANEL	REAR PANEL SR5003 N CKF1A389Z
	32	/N1SG	nsp	nsp	PANEL	REAR PANEL SR5003 N CKF1A389Z
	32	/U1B	nsp	nsp	PANEL	REAR PANEL SR5003 U CKF2A389Y
	33		nsp	nsp	TAPE	TAPE HEMELON CHS1A032
	34		nsp	nsp	SUPPORT	PWB SUPPORT CRE1A071
	35		nsp	nsp	HEATSINK	HEAT SINK TRS. CMY1A302
	BN91		nsp	nsp	CORD	2P WIRE ASSY 80MM CWZSR5003BN91A
	BN91-1		90M-FC500030R	90M-FC500030R	FERRITE CORE	FERRITE RING 29X7.7X19 CLZ9W003Z
	BN91-2		nsp	nsp	CORD	2P WIRE ASSY 80MM CWZSR5003BN91
	CC11		nsp	943606003640S	FPC	FFC 17P 100MM CWC4F4A17A100B
	CC15		nsp	943606003650S	FPC	FFC 19P 250MM 1.0MM B TYPE CWCSR5003CC15
	CC21		nsp	943606003660S	FPC	FFC 11P 180MM 1.0MM B TYPE CWC4F4A11A180B
	CC22		nsp	943606003660S	FPC	FFC 11P 180MM 1.0MM B TYPE CWC4F4A11A180B
	CC27		nsp	943606003670S	FPC	FFC 21P 120MM 1.25MM B TYPE SHIELD CWCSR5003CC27
	CC31		nsp	943606003680S	FPC	FFC 17P 250MM 1.0MM B TYPE CWC4F4A17A250B
	CC32		nsp	943606003690S	FPC	FFC 13P 100MM 1.0MM B TYPE CWC4F4A13A100B
	CC34	F B	nsp	90M-YU002310R	FPC	15P 150MM CWC4C4A15B150B
	CC34	/K1SG	nsp	90M-YU002310R	FPC	15P 150MM CWC4C4A15B150B
	CC34	/N1B	nsp	90M-YU002320R	FPC	17P 150MM CWC4C4A17B150B
	CC34	/N1SG	nsp	90M-YU002320R	FPC	17P 150MM CWC4C4A17B150B
	CC34	/U1B	nsp	90M-YU002310R	FPC	15P 150MM CWC4C4A15B150B
	CC43		nsp	943606003700S	FPC	FFC 9P 100MM 1.25MM B TYPE CWC4C4A09B100B
	CC51	/U1B	nsp	943606002520S	FPC	FFC 15P 80MM CWC4C4A15B080B
	CC80		nsp	943606001020S	FPC	FFC 19P 150MM CWC4F4A19A150B
	P1	F B	nsp	nsp	PWB ASSY	FRONT PWB ASSY COP12091C
	P1	/K1SG	nsp	nsp	PWB ASSY	FRONT PWB ASSY COP12091B
	P1	/N1B	nsp	nsp	PWB ASSY	FRONT PWB ASSY COP12091B
	P1	/N1SG	nsp	nsp	PWB ASSY	FRONT PWB ASSY COP12091B
	P1	/U1B	nsp	nsp	PWB ASSY	FRONT PWB ASSY COP12091C
	P2	F B	nsp	nsp	PWB ASSY	MAIN PWB ASSY COP12083E
	P2	/K1SG	nsp	nsp	PWB ASSY	MAIN PWB ASSY COP12083D
	P2	/N1B	nsp	nsp	PWB ASSY	MAIN PWB ASSY COP12083B
	P2	/N1SG	nsp	nsp	PWB ASSY	MAIN PWB ASSY COP12083B
	P2	/U1B	nsp	nsp	PWB ASSY	MAIN PWB ASSY COP12083C
	P3	F B	nsp	943309004530M	PWB ASSY	INPUT PWB ASSY F COP12086O
	P3	/K1SG	nsp	943309004540M	PWB ASSY	INPUT PWB ASSY K COP12086N
	P3	/N1B	943309003610M	943309003610M	PWB ASSY	INPUT PWB ASSY N COP12086L
	P3	/N1SG	943309003610M	943309003610M	PWB ASSY	INPUT PWB ASSY N COP12086L
	P3	/U1B	nsp	943309003620M	PWB ASSY	INPUT PWB ASSY U COP12086M
	P4		943309003630M	943309003630M	PWB ASSY	HDMI PWB ASSY COP12088B
	▲P5		00MYJ04002640	00MYJ04002640	INLET	! R-301(21) AC INLET CJJ8A006ZV
	P6	F B	nsp	nsp	PWB ASSY	VIDEO PWB ASSY U COP12090C
	P6	/K1SG	nsp	nsp	PWB ASSY	VIDEO PWB ASSY N COP12090B
	P6	/N1B	nsp	nsp	PWB ASSY	VIDEO PWB ASSY N COP12090B
	P6	/N1SG	nsp	nsp	PWB ASSY	VIDEO PWB ASSY N COP12090B
	P6	/U1B	nsp	nsp	PWB ASSY	VIDEO PWB ASSY U COP12090C
	P7	/U1B	nsp	nsp	PWB ASSY	XM PWB ASSY COP12087B
	P8	F B	nsp	nsp	PWB ASSY	REGULATOR PWB ASSY COP12085I
	P8	/K1SG	nsp	nsp	PWB ASSY	REGULATOR PWB ASSY COP12085I
	P8	/N1B	nsp	nsp	PWB ASSY	REGULATOR PWB ASSY COP12085I
	P8	/N1SG	nsp	nsp	PWB ASSY	REGULATOR PWB ASSY COP12085I
	P8	/U1B	nsp	nsp	PWB ASSY	REGULATOR PWB ASSY COP12085H
	P11	F B	nsp	90M-AV000540R	TUNER	TUNER MODULE (JPN) CNVMB015MA18L
	P11	/K1SG	nsp	90M-AV000420R	TUNER	TUNER MODULE (CHINA) CNVMB014MA18L
	P11	/N1B	90M-AV000400R	90M-AV000400R	TUNER	TUNER MODULE (EUR) CNVMB114MA18L
	P11	/N1SG	90M-AV000400R	90M-AV000400R	TUNER	TUNER MODULE (EUR) CNVMB114MA18L
	P11	/U1B	nsp	90M-AV000570R	TUNER	MODULE TUNER (USA) CNVMB014MA08LS
	▲T901	F B	nsp	943101004390M	TRANSF.	# POWER TRANSF. SR5003/SR6003 F CLT5W034ZJ
	▲T901	/K1SG	nsp	943101004380M	TRANSF.	# POWER TRANSF. SR5003/SR6003 K CLT5W034ZH
	▲T901	/N1B	943101003710M	943101003710M	TRANSF.	# TRANSF. POWER SR5003 N CLT5W034ZE
	▲T901	/N1SG	943101003710M	943101003710M	TRANSF.	# TRANSF. POWER SR5003 N CLT5W034ZE
	▲T901	/U1B	nsp	943101003720M	TRANSF.	# TRANSF. POWER SR5003 U CLT5W034ZU
			90M-FC500130R	90M-FC500130R	FERRITE CORE	FERRITE CORE CLZ9Z071Z
			90M-FC500040R	90M-FC500040R	FERRITE CORE	FERRITE CORE(21.2X6.4X12.7) K5C T CLZ9Z028Z

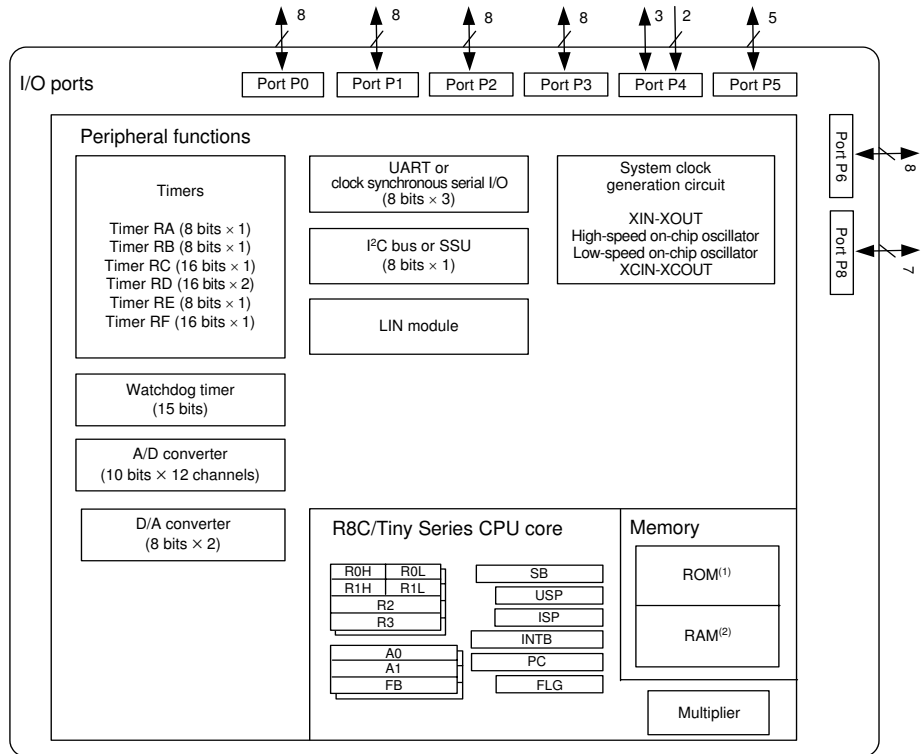
NOTE : "nsp" PART IS LISTED FOR REFERENCE ONLY, MARANTZ WILL NOT SUPPLY THESE PARTS.

P.W.B. NAME	POS. NO.	VERS. COLOR	PART NO. (FOR EUR)	PART NO. (MZ)	PART NAME	DESCRIPTION	
			90M-FC500120R	90M-FC500120R	FERRITE CORE	FERRITE CORE	CLZ9Z070Z
			90M-FC500130R	90M-FC500130R	FERRITE CORE	FERRITE CORE	CLZ9Z071Z
PACKING							
		F B	nsp	541110126010M	USER GUIDE	USER GUIDE SR5003 F	CQX1A1354Z
		/K1SG	nsp	541110126058M	USER GUIDE	USER GUIDE SR5003 K	CQX1A1353Z
		/N1B	541110126034M	541110126034M	USER GUIDE	USER GUIDE SR5003 N	CQX1A1352Z
		/N1SG	541110126034M	541110126034M	USER GUIDE	USER GUIDE SR5003 N	CQX1A1352Z
		/U1B	nsp	541110126027M	USER GUIDE	USER GUIDE SR5003 U	CQX1A1351Z
			307010033005M	307010033005M	UNIT KIT	REMOTE CONTROLLER RC004SR	CARTSR5003
	▲	F B	nsp	90M-ZC000350R	MAINS CORD	# MAINS CORD 12A/125V	CJA2J076Z
	▲	/K1SG	nsp	90M-ZC000650R	MAINS CORD	# MAINS CORD FOR K	CJA2N075Z
	▲	/N1B	90M-ZC000320R	90M-ZC000320R	MAINS CORD	# MAINS CORD 2WIRE 10A/250V	CJA2B054Z
	▲	/N1SG	90M-ZC000320R	90M-ZC000320R	MAINS CORD	# MAINS CORD 2WIRE 10A/250V	CJA2B054Z
	▲	/U1B	nsp	90M-ZC000310R	MAINS CORD	# MAINS CORD UL 032508/12	CJA2A070Z
			90M-ZK000670R	90M-ZK000670R	UNIT KIT	MIC AUDYSSEY WITH FERRITE CORE	CMICROSR8001A
NOT STANDRD SPARE PART							
			nsp	00M07DW801010	PACKING CASE	PACKING CASE SR5003	CPG1A868Z
		/N1B	nsp	00M07DW805010	MASS CARTON	MASTR CARTON SR5003	CPG1A869Z
		/N1SG	nsp	00M07DW805010	MASS CARTON	MASTR CARTON SR5003	CPG1A869Z
			nsp	943533002050M	CUSHION	CUSHION L SR5003	CPS1A823
			nsp	943533002060M	CUSHION	CUSHION R SR5003	CPS1A824
	36	F B	nsp	00M07BW257010	LID	TOP COVER (BLACK)	CKC1A155K117
	36	/K1SG	nsp	943403002040M	LID	TOP COVER SG	CKC1A155D11
	36	/N1B	nsp	00M07BW257010	LID	TOP COVER (BLACK)	CKC1A155K117
	36	/N1SG	nsp	943403002040M	LID	TOP COVER SG	CKC1A155D11
	36	/U1B	nsp	00M07BW257010	LID	TOP COVER (BLACK)	CKC1A155K117
		F B	nsp	90M-ZA000210R	ANTENNA	ANT FM WIRE (PIGTAIL)	CSA1A007
		/K1SG	nsp	90M-ZA000210R	ANTENNA	ANT FM WIRE (PIGTAIL)	CSA1A007
		/N1B	nsp	90M-ZA000210R	ANTENNA	ANT FM WIRE (PIGTAIL)	CSA1A007
		/N1SG	nsp	90M-ZA000210R	ANTENNA	ANT FM WIRE (PIGTAIL)	CSA1A007
		/U1B	nsp	90M-ZA000290R	ANTENNA	FM 1 POL ANT(UL)	CSA1A033Z
			nsp	90M-ZA000240R	ANTENNA	AM LOOP ANT	CSA1A020Z

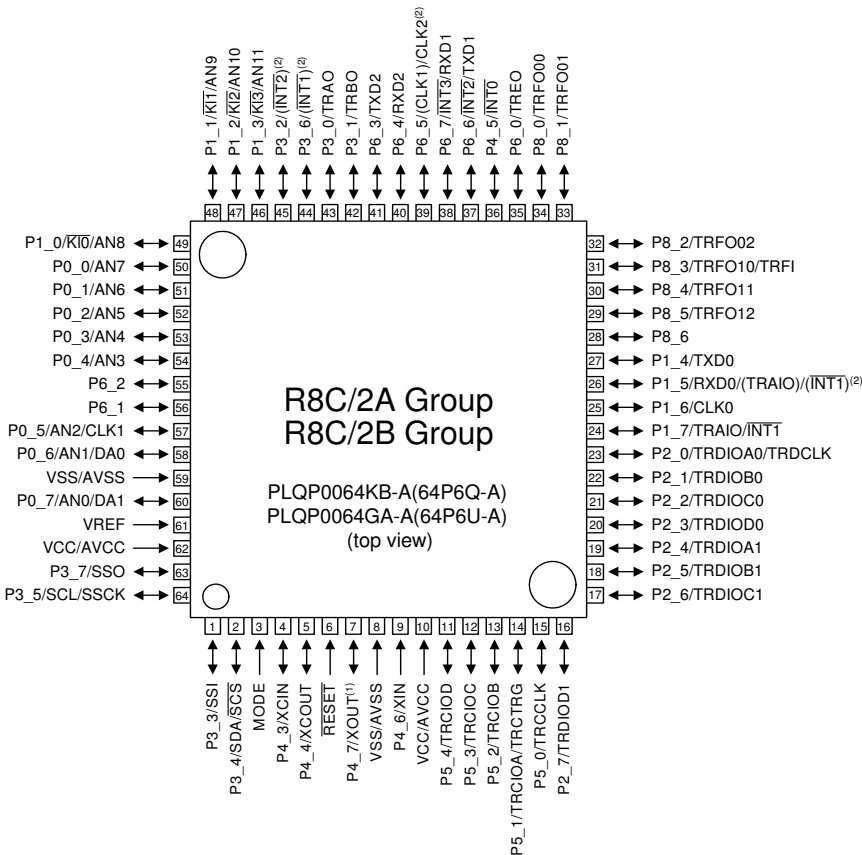
NOTE : *nsp* PART IS LISTED FOR REFERENCE ONLY, MARANTZ WILL NOT SUPPLY THESE PARTS.

13. MICROPROCESSOR AND IC DATA

IC61: R5F2122AASNFP



NOTES:
 1. ROM size varies with MCU type.
 2. RAM size varies with MCU type.



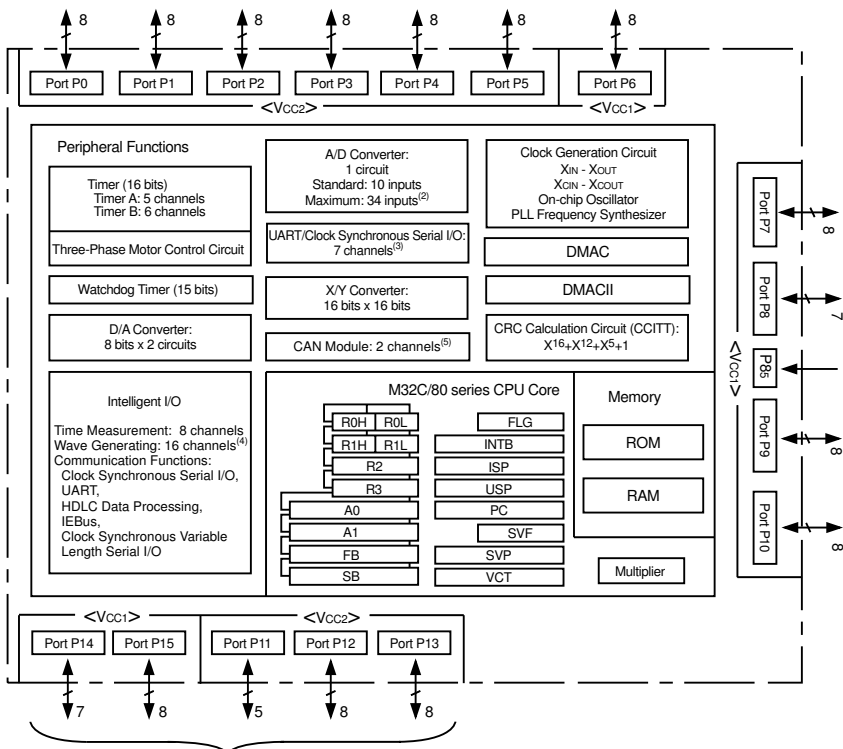
IC61 : R5F212AASNFP [HDMI]

Pin No	Port Name	I/O	Use	Name	PortSetup		Note
					Act.	Init	
1	P33/SSI	I/O	O	HDMI_SCL	-	H	HDMI Devices Control
2	P34/SDA/SCS	I/O	SDA	CPU_SDA	-	H	Communication to Main CPU
3	MODE	I	I	MODE	L	H	L:Boot/H:Normal
4	P43/XCIN	I/O	O	O_HPDP_123	H	L	HPD Output for SRC1,2 and 3
5	P44/XCOUT	I/O	O	N.C.	-	L	Open
6	RESET	I	I	_RST_HDMI_CPU	L	H	Reset Input
7	P47/XOOUT	(I/O)	O	XO	-	-	X'tal 20MHz Output
8	VSS/AVSS	I	I	GND	-	-	GND
9	P46/XIN	I(O)	I	XI	-	-	X'tal 20MHz Input
10	VCC/AVCC	I	I	+5VH	-	-	+5V
11	P54/TRCIOD	I/O	O	O_5V_CH2	H	L	+5V Output for HDMI OUTPUT 2 (SR6003 only)
12	P53/TRCIOC	I/O	O	O_5V_CH1	H	L	+5V Output for HDMI OUTPUT 1
13	P52/TRCIOB	I/O	O	_RST_SW	L	H	HDMI SW Device Reset
14	P51/TRCIOA/TRCTR	I/O	O	_RST_TX	L	H	HDMI TX Device Reset
15	P50/TRCCLK	I/O	O	_RST_RX	L	H	HDMI RX Device Reset
16	P27/TRDIOD1	I/O	O	DEBUG_O7	-	L	For Debug Use
17	P26/TRDIOC1	I/O	O	DEBUG_O6	-	L	For Debug Use
18	P25/TRDIOB1	I/O	O	DEBUG_O5	-	L	For Debug Use
19	P24/TRDIOA1	I/O	O	DEBUG_O4	-	L	For Debug Use
20	P23/TRDIOD0	I/O	O	DEBUG_O3	-	L	For Debug Use
21	P22/TRDIOC0	I/O	O	DEBUG_O2	-	L	For Debug Use
22	P21/TRDIOB0	I/O	O	DEBUG_O1	-	L	For Debug Use
23	P20/TRDIOA0/TRDCLK	I/O	O	DEBUG_O0	-	L	For Debug Use
24	P17/TRAIO/INT1	I/O	I	INT_TX	L	H	HDMI TX Device INT
25	P16/CLK0	I/O	O	DEBUG_X	-	L	For Debug Use
26	P15/RXD0/(TRAIO)/(INT1)	I/O	RXD	DEBUG_RXD0	-	H	UART for Debug
27	P14/TXD0	I/O	TXD	DEBUG_TXD0	-	H	UART for Debug
28	P86	I/O	O	No Use	-	-	Pull down to GND
29	P85/TRFO12	I/O	O	No Use	-	-	Pull down to GND
30	P84/TRFO11	I/O	O	SW_CLK_SEL	L	H	Audio Clock Select L:HDMI MCLK Enable/H:DIR
31	P83/TRFO10/TRFI	I/O	O	SW_I2S_DSD	H	L	Audio Data Select H:DSD/L:Other
32	P82/TRFO02	I/O	O	NO USE	-	L	Pull down to GND
33	P81/TRFO01	I/O	O	SW_VIDEO2	L	H	Select Video Decoder
34	P80/TRFO00	I/O	O	SW_VIDEO1	L	H	Select Video Scaler
35	P60/TRE0	I/O	I	Rx_MUTEOUT	H	L	HDMI Rx Device MUTEOUT
36	P45/INT0	I/O	I	INT_RX	L	H	HDMI RX Device INT
37	P66/INT2/TXD1	I/O	TXD	AUX_TXD	-	H	UART Output for Program
38	P67/INT3/RXD1	I/O	RXD	AUX_RXD	-	H	UART Input for Program
39	P65/(CLK1)/CLK2	I/O	I	NO USE	-	L	Pull down to GND
40	P64/RXD2	I/O	RXD	DEBUG_RxD1	-	H	UART Input for Debug
41	P63/TXD2	I/O	TXD	DEBUG_TxD1	-	H	UART Output for Debug
42	P31/TRBO	I/O	I	SW1	H	L	Pull down to GND
43	P30/TRAO	I/O	I	SW0	H	L	Pull down to GND
44	P36/(INT1)	I/O	I	INT_SW	L	H	HDMI SW Device INT
45	P32/(INT2)	I/O	I	_SCDT	L	H	HDMI RX Device SCDT
46	P13/KI3/AN11	I/O	O	SW_SPDIF	-	L	S/PDIF Select Reserved
47	P12/KI2/AN10	I/O	O	NO USE	-	L	Pull down to GND
48	P11/KI1/AN9	I/O	O	NO USE	-	L	Open
49	P10/KI0/AN8	I/O	O	NO USE	-	L	Open
50	P00/AN7	I/O	I	I_HPDP_CH1	H	L	HPD Input from HDMI OUTPUT 1
51	P01/AN6	I/O	I	I_HPDP_CH2	H	L	HPD Input from HDMI OUTPUT 2 (SR6003 only)
52	P02/AN5	I/O	I	I_5V_CH1	H	L	+5V from HDMI INPUT 1
53	P03/AN4	I/O	I	I_5V_CH2	H	L	+5V from HDMI INPUT 2
54	P04/AN3	I/O	I	I_5V_CH3	H	L	+5V from HDMI INPUT 3
55	P62	I/O	I	NO USE	-	-	Pull down to GND
56	P61	I/O	I	NO USE	-	-	Pull down to GND
57	P05/AN2/CLK1	I/O	I	I_5V_CH4	-	-	Pull down to GND

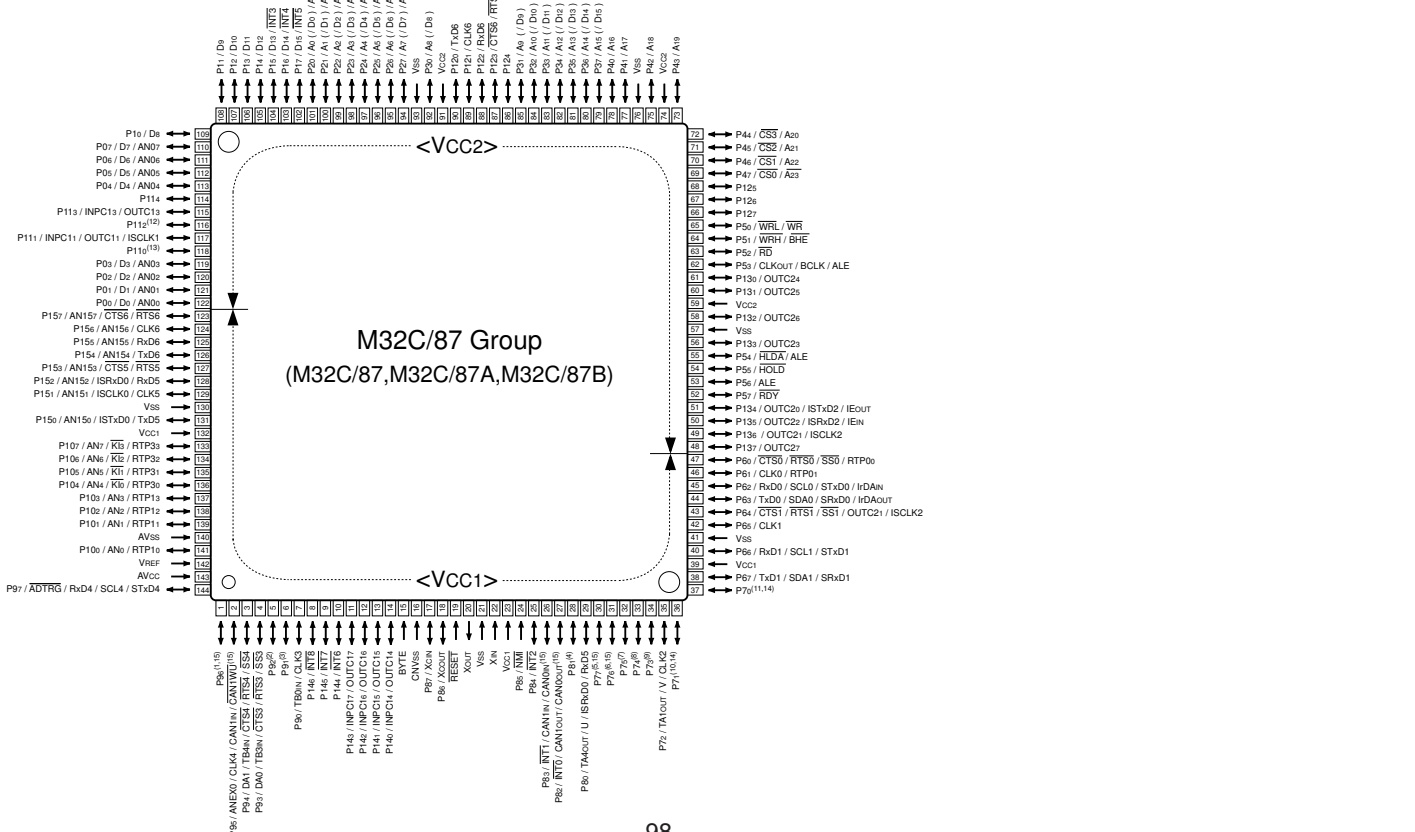
IC61 : R5F212AASNFP [HDMI]

Pin No	Port Name	I/O	Use	Name	Port Setup		Note
					Act.	Init	
58	P06/AN1/DA0	I/O	I	L_5V_CH5	-	-	Pull down to GND
59	VSS/AVSS	I	I	GND	-	-	GND
60	P07/AN0/DA1	I/O	I	L_5V_CH6	-	-	Pull down to GND
61	VREF	I	I	+5VH	-	-	+5V
62	VCC/AVCC	I	I	+5VH	-	-	+5V
63	P37/SSO	I/O	I/O	HDMI_SDA	-	H	HDMI Devices Control
64	P35/SCL/SSCK	I/O	SCL	CPU_SCL	-	H	Communication to Main CPU

IC11 : M3087BFK [SR5003 : MAIN] / M3087BFL [SR6003 : MAIN]



(Note 1)



IC11 : M3087BFK [SR5003 : MAIN] / M3087BFL [SR6003 : MAIN]

Pin No.	Port Name	Vcc	I/O Volt	I/O	Use	STBY	Name	PortSetup		Note
								Act.	Init	
1	P9-6/ANEX1/TxD4/SDA4/SRxD4	P1	+5V	I/O	I/O	I	DMP_TX	-	L	USB UART Output (SR6003 only)
2	P9-5/ANEX0/CLK4/	P1	+5V	I/O	O	I	M_VOL_DTA	-	L	ZONE A Volume Data (BD3812)
3	P9-4/DA1/TB4in/_CTS4/ RTS4/ SS4	P1	+5V	I/O	O	I	M_VOL_CLK	-	L	ZONE A Volume Clock (BD3812)
4	P9-3/DA0/TB3in/_CTS3/ RTS3/ SS3	P1	+5V	I/O	T_IN	I	IR_REC_IN	-	-	IR Flasher Input
5	P9-2/TB2in/TxD3/SDA3/SRxD3/OUTC20/IEout/ISTxD2	P1	+5V	I/O	T_IN	I	VSYN	↑	-	V-Sync Detect (LC74782)
6	P9-1/TB1in/RxD3/SCL3/STxD3/IEin/ISRxD2	P1	+5V	I/O	O	I	CE_OSD	L	H	OSD Enable (LC74782)
7	P9-0/TB0in/CLK3	P1	+5V	I/O	T_IN	I	RC_IN	↑ ↓	-	RC-5 (D-BUS) Input
8	P14-6/_INT8	P1	+5V	I/O	INT	I	WAKEUP	↑	-	CPU Standby Mode Release
9	P14-5/_INT7	P1	+5V	I/O	INT	I	_AMUTE0	L	H	Mute Control from DSP (DA788)
10	P14-4/_INT6	P1	+5V	I/O	O	I	XM_MUTE	H	-	XM Mute (U1B only)
11	P14-3/INPC1-7/OUTC1-7	P1	+5V	I/O	SO	O	OSD_DAT	-	L	Front FL, OSD and Expander Data (AN15881, LC74782, 74HC4094)
12	P14-2/INPC1-6/OUTC1-6	P1	+5V	I/O	SC	I	OSD_CLK	-	L	Front FL, OSD and Expander Clock (AN15881, LC74782, 74HC4094)
13	P14-1/INPC1-5/OUTC1-5	P1	+5V	I/O	O	I	_CE_EX	L	H	Serial to Parallel Expander for Video Strobe (74HC4094 x 2pcs)
14	P14-0/INPC1-4/OUTC1-4	P1	+5V	I/O	O	O(Lo)	S2P_EN	-	L	Port Expander Enable (74HC4094)
15	BYTE	P1	+5V	I	I	I	BYTE	H	L	Pull down to GND
16	CNVss	P1	+5V	I	I	I	CNVSS	H	L	H : Boot Mode/ L: Normal Operation
17	P8-7/Xcin	P1	+5V	I/O	I	I	RDS_DAT	H	L	Tuner RDS Data Input (Tuner Pack)
18	P8-6/Xcout	P1	+5V	I/O	O	I	N.C	H	L	No Use
19	_RESET	P1	+5V	I	YES	I	_RESET	L	H	Reset Input
20	Xout	P1	+5V	O	YES	I	Xout	-	-	X'tal (20MHz)
21	Vss	Vss		I	-	I	VSS	-	-	GND
22	Xin	P1	+5V	I	YES	I	Xin	-	-	X'tal (20MHz)
23	Vcc1	P1Vcc	+5V	I	YES	I	VCC1	-	-	+5V
24	P8-5/_NMI	P1	+5V	I	I	I	NMI	H	H	Pull Up to +5VL
25	P8-4/_INT2	P1	+5V	I/O	INT	I	_P_DOWN	L	-	Power Down Detect
26	P8-3/_INT1	P1	+5V	I/O	INT	I	RDS_CLK	-	-	Tuner RDS Clock (Tuner Pck)
27	P8-2/_INT0	P1	+5V	I/O	I	I	_TU_SD	L	H	Tuner Tuned (Tuner Pack)
28	P8-1/TA4in/_U/INPC1-5/OUTC1-5/_CTS5/ RTS5/RTP2-3	P1	+5V	I/O	I	I	TU_ST	H		Tuner FM Stereo (Tuner Pack)
29	P8-0/TA4out/U/ISRxD0/RxD5	P1	+5V	I/O	O	I	TU_MUTE	H	H	Tuner Mute (Tuner Pack)
30	P7-7/TA3in/INPC1-4/OUTC1-4/ISCLK0/CLK5/RTP2-2	P1	+5V	I/O	O	I	_CE_TU	L	L	Tuner PLL Enable (Tuner Pack)
31	P7-6/TA3out/INPC1-3/OUTC1-3/ISTxD0/TxD5	P1	+5V	I/O	O	I	TUD_OUT	-	L	Tuner PLL Data Output (Tuner Pack)
32	P7-5/TA2in/_W/INPC1-2/ISRxD1/RTP2-1	P1	+5V	I/O	O	I	TUCLK	-	L	Tuner PLL Clock (Tuner Pack)
33	P7-4/TA2out/W/INPC1-1/OUTC1-1/ISCLK1/RTP2-0	P1	+5V	I/O	T_OUT	I	RC_OUT	-	H	RC-5 (D-BUS) Output
34	P7-3/TA1in/_V/_CTS2/_RTS2/_SS2/INPC1-0/OUTC1-0/ISTxD1	P1	+5V	I/O	I	I	TUDIN	-	L	Tuner PLL Data Input (Tuner Pack)
35	P7-2/TA1out/V/CLK2	P1	+5V	O		I	ERMUTE	-	L	ERMUTE for Muting Transistor Control
36	P7-1/TA0in/TB5in/RxD2/SCL2/STxD2/INPC1-7/OUTC1-7/OUTC2-2/ISRxD2/IEin/RTP0-3	P1	+5V	I/O	SC	I	V_SCL	-	H	I2C Clock for Video Devices (ADV7401/ADV7342)

IC11 : M3087BFK [SR5003 : MAIN] / M3087BFL [SR6003 : MAIN]

Pin No.	Port Name	Vcc	I/O Volt	I/O	Use	STBY	Name	PortSetup		Note
								Act.	Init	
37	P7-0/TA0out/TxD2/SDA2/SRxD2/INPC1-6/OUTC1-6/OUTC2-0/ISTxD2/IEout/RTP0-2	P1	+5V	I/O	SIO	I	V_SDA	-	H	I2C Data for Video Devices (ADV7401/ADV7342)
38	P6-7/TxD1/SDA1/SRxD1	P1	+5V	I/O	SC	O	TXD	-	H	RS-232C Output
39	Vcc1	P1Vcc	+5V	I	YES	I	VCC1	-	-	+5V'
40	P6-6/RxD1/SCL1/STxD1	P1	+5V	I/O	SI	I	RXD	-	H	RS-232C Input
41	Vss	Vss		I	-	I	VSS	-	-	GND
42	P6-5/CLK1	P1	+5V	I/O	O	O(Lo)	S2P_STB	-	H	Port Expander Strobe
43	P6-4/_CTS1/_RTS1/_SS1/OUTC2-1/ISCLK2	P1	+5V	I/O	I	I	SPKC_DET	H	L	Speaker-C Switch
44	P6-3/TxD0/SDA0/SRxD0/IrDAout	P1	+5V	I/O	SIO	I	HDMI_SDA	-	H	I2C Data for HDMI CPU
45	P6-2/RxD0/SCL0/STxD0/IrDAin	P1	+5V	I/O	SC	I	HDMI_SCL	-	H	I2C Clock for HDMI CPU
46	P6-1/CLK0/RTP0-1	P1	+5V	I/O	O	I	RS232_SW			RS232C_SW1 CONTROL
47	P6-0/_CTS0/_RTS0/_SS0/RTP0-0	P1	+5V	I/O	O	I	RS232_SW2	L	-	RS232C_SW2 CONTROL
48	P13-7/OUTC2-7	P2	+3.3V	I/O	O	I	HDMI_RST	H	H	HDMI CPU Reset
49	P13-6/OUTC2-1/ISCLK2	P2	+3.3V	I/O	SC	O(Lo)	SPIO_CLK	-	L	Serial Clock Output for DSP (DA788)
50	P13-5/OUTC2-2/ISRxD2/IEin	P2	+3.3V	I/O	SI	I	SPIO_SOMI	-	L	Serial Data Input from DSP (DA788)
51	P13-4/OUTC2-0/ISTxD2/IEout	P2	+3.3V	I/O	SO	I	SPIO_SIMO	-	H	Serial Data Output for DSP (DA788)
52	P5-7/_RDY	P2	+3.3V	I/O	I	I	IPSD_WAIT	-	-	Wait from Video Scaler
53	P5-6/ALE	P2	+3.3V	I/O	O	I	NO USE	L	-	No Use
54	P5-5/_HOLD	P2	+3.3V	I/O	I	I	_BOOT	-	-	L : Boot Mode/ H: Normal Operation
55	P5-4/_HLDA/ALE	P2	+3.3V	I/O	O	I	_HLDA/ALE	L		No Use
56	P13-3/OUTC2-3	P2	+3.3V	I/O	O	I	S_MUTE	H	H	SL/SR Mute
57	Vss	Vss		I	-	I	VSS	-	-	GND
58	P13-2/OUTC2-6	P2	+3.3V	I/O	O	I	F_MUTE	H	H	L/R Mute
59	Vcc2	P2Vcc	+3.3V	I	YES	I	VCC2	-	-	+3.3V
60	P13-1/OUTC2-5	P2	+3.3V	I/O	O	I	M_MUTE	H	H	ZONE A Mute
61	P13-0/OUTC2-4	P2	+3.3V	I/O	O	I	C_MUTE	H	H	Center Mute
62	P5-3/CLKout/BCLK/ALE	P2	+3.3V	I/O	O	I	IPSD_CLK		H	Video Scaler Clock
63	P5-2/_RD	P2	+3.3V	I/O	O	I	IPSD_RD_	L	-	Video Scaler Read
64	P5-1/_WRH/_BHE	P2	+3.3V	I/O	O	I	BHE	-	-	No Use
65	P5-0/_WRL/_WR	P2	+3.3V	I/O	O	I	IPSD_WR_	L	-	Video Scaler Write
66	P12-7	P2	+3.3V	I/O	I	I	MIC_DET	L	H	Microphone Jack Switch Input
67	P12-6	P2	+3.3V	I/O	O	I	SW_MUTE	H	L	SW Mute
68	P12-5	P2	+3.3V	I/O	O	I	TV_AUTO	H	L	TV Signal Detect
69	P4-7/_CS0/_A23	P2	+3.3V	I/O	O	I	IPSD_CS0_	-	-	Video Scaler CS0
70	P4-6/_CS1/A22	P2	+3.3V	I/O	O	I	_CS1	-	-	No Use
71	P4-5/_CS2/A21	P2	+3.3V	I/O	O	I	_CS2	-	-	No Use
72	P4-4/_CS3/A20	P2	+3.3V	I/O	O	I	_CS3	-	-	No Use
73	P4-3/A19	P2	+3.3V	I/O	O	I	SB_MUTE	H	H	SBL/SBR Mute
74	Vcc2	P2Vcc	+3.3V	I	YES	I	VCC2	-	-	+3.3V
75	P4-2/A18	P2	+3.3V	I/O	O	I	_CEFL	L	L	Front FL Driver Chip Select
76	Vss	Vss		I	-	I	VSS	-	-	GND
77	P4-1/A17	P2	+3.3V	I/O	I	I	SEL-	L	H	Front Select Knob Encoder -
78	P4-0/A16	P2	+3.3V	I/O	I	I	SEL+	L	H	Front Select Knob Encoder +
79	P3-7/A15/(D15)	P2	+3.3V	I/O	I/O	I	A15/D15	-		No Use
80	P3-6/A14/(D14)	P2	+3.3V	I/O	I/O	I	A14/D14	-		No Use

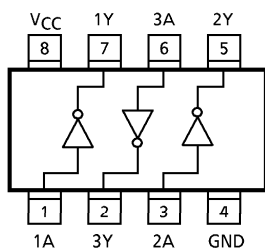
IC11 : M3087BFK [SR5003 : MAIN] / M3087BFL [SR6003 : MAIN]

Pin No.	Port Name	Vcc	I/O Volt	I/O	Use	STBY	Name	PortSetup		Note
								Act.	Init	
81	P3-5/A13/(D13)	P2	+3.3V	I/O	I/O	I	A13/D13	-		No Use
82	P3-4/A12/(D12)	P2	+3.3V	I/O	I/O	I	A12/D12	-		No Use
83	P3-3/A11/(D11)	P2	+3.3V	I/O	I/O	I	A11/D11	-		No Use
84	P3-2/A10/(D10)	P2	+3.3V	I/O	I/O	I	A10/D10	-		No Use
85	P3-1/A9/(D9)	P2	+3.3V	I/O	I/O	I	A9/D9	-		No Use
86	P12-4	P2	+3.3V	I/O	I	I	VOL-	L	H	Front Volume Knob Encoder -
87	P12-3/_CTS6/_RTS6	P2	+3.3V	I/O	I	I	VOL+	L	H	Front Volume Knob Encoder +
88	P12-2/RxD6	P2	+3.3V	I/O	SI	I	XM_TXD	-	H	XM UART Output
89	P12-1/CLK6	P2	+3.3V	I/O	O	I	RST_FL_3	H	H	Front FL Driver Reset
90	P12-0/TxD6	P2	+3.3V	I/O	SO	O(Lo)	XM_RXD	-	H	XM UART Input
91	Vcc2	P2Vcc	+3.3V	I	YES	I	VCC2	-	-	+3.3V
92	P3-0/A8/(D8)	P2	+3.3V	I/O	I/O	I	A8/D8	-		No Use
93	Vss	Vss		I	-	I	VSS	-	-	GND
94	P2-7/A7/(D7)/AN2-7	P2	+3.3V	I/O	I/O	I	IPSD_DB7	-		Video Scaler DB7
95	P2-6/A6/(D6)/AN2-6	P2	+3.3V	I/O	I/O	I	IPSD_DB6	-		Video Scaler DB6
96	P2-5/A5/(D5)/AN2-5	P2	+3.3V	I/O	I/O	I	IPSD_DB5	-		Video Scaler DB5
97	P2-4/A4/(D4)/AN2-4	P2	+3.3V	I/O	I/O	I	IPSD_DB4	-		Video Scaler DB4
98	P2-3/A3/(D3)/AN2-3	P2	+3.3V	I/O	I/O	I	IPSD_DB3	-		Video Scaler DB3
99	P2-2/A2/(D2)/AN2-2	P2	+3.3V	I/O	I/O	I	IPSD_DB2	-		Video Scaler DB2
100	P2-1/A1/(D1)/AN2-1	P2	+3.3V	I/O	I/O	I	IPSD_DB1	-		Video Scaler DB1
101	P2-0/A0/(D0)/AN2-0	P2	+3.3V	I/O	I/O	I	IPSD_DB0	-		Video Scaler DB0
102	P1-7/D15/_INT5	P2	+3.3V	I/O	INT	I	CODEC_INT	-		CODEC Interrupt
103	P1-6/D14/_INT4	P2	+3.3V	I/O	INT	I	XM_LINK	L	H	XM Link Active (U1B only)
104	P1-5/D13/_INT3	P2	+3.3V	I/O	INT	I	HDMI_MUTE		-	HDMI Mute (Sii9134)
105	P1-4/D12	P2	+3.3V	I/O	I	I	DEC_INT		L	Video Decoder Interrupt(ADV7401)
106	P1-3/D11	P2	+3.3V	I/O	O	O	KILLIR	L	H	Kill to IR Input Signal L: Disable/H: Enable
107	P1-2/D10	P2	+3.3V	I/O	I	I	HP_DET	L	H	Head Phone Jack Insert Detect
108	P1-1/D9	P2	+3.3V	I/O	O	I	_TI_RST	L	H	DSP Reset(DA788)
109	P1-0/D8	P2	+3.3V	I/O	O	I	_SPIO_SCS	L	H	DSP Chip Select (DA788)
110	P0-7/D7/AN0-7	P2	+3.3V	I/O	I	I	SPIO_ENA	L	H	DSP Communication Enable(DA788)
111	P0-6/D6/AN0-6	P2	+3.3V	I/O	O	I	CODEC_CE	-	L	CODEC_Chip Enable
112	P0-5/D5/AN0-5	P2	+3.3V	I/O	O	I	CODEC_RST	-	L	CODEC Reset
113	P0-4/D4/AN0-4	P2	+3.3V	I/O	O	I	CODEC_CLK	L	L	CODEC Clock
114	P11-4	P2	+3.3V	I/O	O	I	CODEC_DO	-	L	CODEC Data output
115	P11-3/INPC1-3/OUTC1-3	P2	+3.3V	I/O	O	I	VOL_MUTE	H	-	Mai Volume Mute (R2A15218)
116	P11-2/INPC1-2/OUTC1-2/ISRxD1	P2	+3.3V	I/O	O	O	IICCLK	-	L	I2C Clock for E2PROM
117	P11-1/INPC1-1/OUTC1-1/ISCLK1	P2	+3.3V	I/O	I/O	I/O	IICDATA	-	L	I2C Data for E2PROM
118	P11-0/INPC1-0/OUTC1-0/ISTxD1	P2	+3.3V	I/O	I	I	ANT_REV	H	L	XM Antenna Revision (U1B only)
119	P0-3/D3/AN0-3	P2	+3.3V	I/O	I	I	HEAT DET	L	-	High Temperature Detect
120	P0-2/D2/AN0-2	P2	+3.3V	I/O	I	I	PC_FAIL	L	-	Power Amp Over Current Detect
121	P0-1/D1/AN0-1	P2	+3.3V	I/O	I	I	PA_FAIL	L	-	Power Amp DC offset and Over Heat Detect
122	P0-0/D0/AN0-0	P2	+3.3V	I/O	I	I	PL_FAIL	L	-	Power Supply Unbalance Detect
123	P15-7/AN15-7/_CTS6/_RTS6	P1	+5V	I/O	O	I	VOL_DATA	-	L	Main Volume Data (R2A15218)
124	P15-6/AN15-6/CLK6	P1	+5V	I/O	O	I	VOL_CLK	-	L	Main Volume Clock (R2A15218)
125	P15-5/AN15-5/RxD6	P1	+5V	I/O	O	O(Lo)	S2P_CLK	-	L	Port Expander Clock(74HC4094)
126	P15-4/AN15-4/TxD6	P1	+5V	I/O	O	O(Lo)	S2P_DATA	-	L	Port Expander Data(74HC4094)
127	P15-3/AN15-3/_CTS5/_RTS5	P1	+5V	I/O	I	I	CODEC_DI	-	L	CODEC Data Input

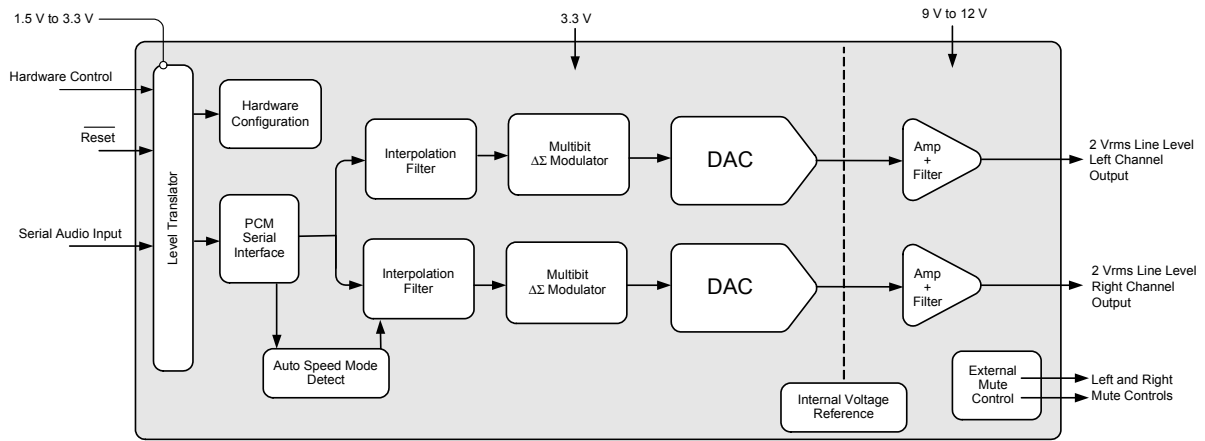
IC11 : M3087BFK [SR5003 : MAIN] / M3087BFL [SR6003 : MAIN]

Pin No.	Port Name	Vcc	I/O Volt	I/O	Use	STBY	Name	PortSetup		Note
								Act.	Init	
128	P15-2/AN15-2/ ISRxD0/RxD5	P1	+5V	I/O	Rx	I	SIRIUS RX			SIRIUS UART Input (U1B only)
129	P15-1/AN15-1/ ISCLK0/CLK5	P1	+5V	I/O	O	I	HDMI_MD	L	H	HDMI CPU H: Boot/L: Normal Operation
130	Vss	Vss		I	-	I	VSS	-	-	GND
131	P15-0/AN15-0/ ISRxD0/TxD5	P1	+5V	I/O	Tx	I	SIRIUS TX			SIRIUS UART Output (U1B only)
132	Vcc1	P1Vcc	+5V	I	YES	I	VCC1	-	-	+5V
133	P10-7/AN7/_KI3/ RTP3-3	P1	+5V	I/O	AD	AD	MODE2	-	-	Model Name Setting
134	P10-6/AN6/_KI2/ RTP3-2	P1	+5V	I/O	AD	AD	MODE1	-	-	Destination Setting
135	P10-5/AN5/_KI1/ RTP3-1	P1	+5V	I/O	O	I	STANDBY_LED	L	-	Standby LED
136	P10-4/AN4/_KI0/ RTP3-0	P1	+5V	I/O	O	I	STANDBY_RL	L	L	Standby Relay Control
137	P10-3/AN3/RTP1-3	P1	+5V	I/O	AD	AD	_5V_DOWN	-	-	+5VD Supply Voltage Detect
138	P10-2/AN2/RTP1-2	P1	+5V	I/O	AD	AD	KEY2	-	-	Front Key 2 Input
139	P10-1/AN1/RTP1-1	P1	+5V	I/O	AD	AD	KEY1	-	-	Front Key 1Input
140	Avss	AVss		I	-	I	AVSS	-	-	GND
141	P10-0/AN0/RTP1-0	P1	+5V	I/O	AD	AD	KEY0	-	-	Front Key 0 Input
142	Vref	Vref	+5V	I	YES	I	VCC	-	-	+5V
143	Avcc	AvccVcc	+5V	I	YES	I	AVCC	-	-	+5V
144	P9-7/_ADTRG/RxD4/ SCL4/STxD4	P1	+5V	I/O	O	I	DMP_RX	-	L	USB UART Input (SR6003 only)

IC04 : TC7WHU04FU




IC03 [SR6003], IC52 : CS4352CZZR

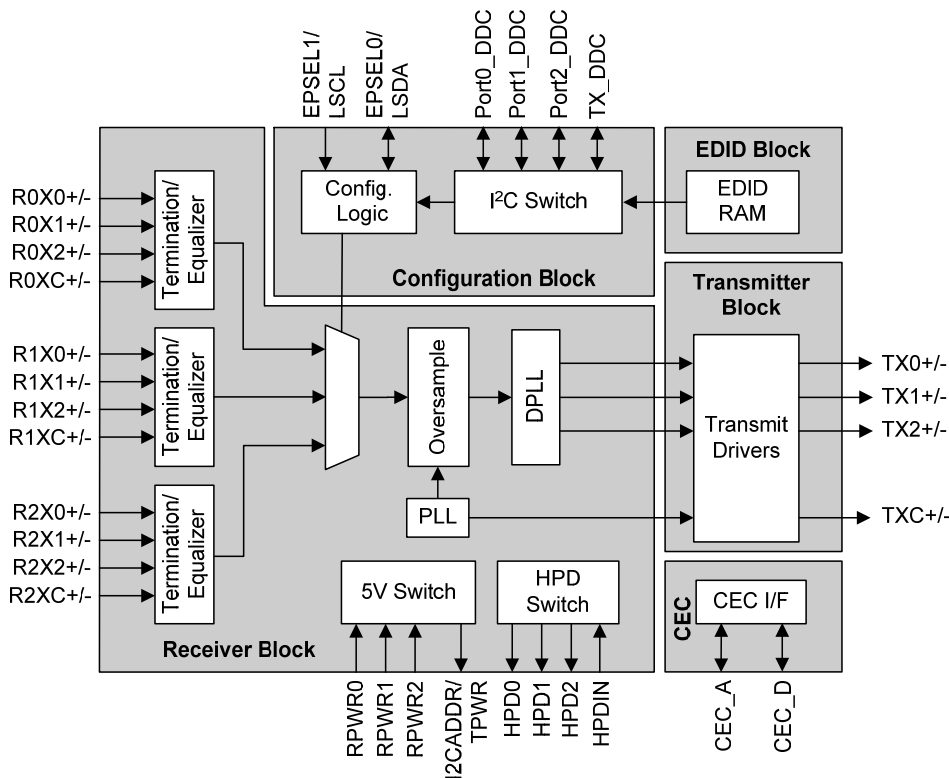


SDIN	1	VL	20
SCLK	2	AMUTE\overline{C}	19
LRCK	3	AOUTA	18
MCLK	4	VA_H	17
VD	5	GND	16
GND	6	AOUTB	15
DIF1	7	BMUTE\overline{C}	14
DIF0	8	VQ	13
DEM	9	VBIAS	12
RST	10	VA	11

Pin Name	Pin #	Pin Description
SDIN	1	Serial Audio Data Input (Input) - Input for two's complement serial audio data.
SCLK	2	Serial Clock (Input) - Serial clock for the serial audio interface.
LRCK	3	Left / Right Clock (Input) - Determines which channel, Left or Right, is currently active on the serial audio data line.
MCLK	4	Master Clock (Input) - Clock source for the delta-sigma modulator and digital filters.
VD	5	Digital Power (Input) - Positive power supply for the digital section.
GND	6	Ground (Input) - Ground reference.
GND	16	
DIF0	8	Digital Interface Format (Input) - Defines the required relationship between the Left/Right Clock, Serial Clock, and Serial Audio Data.
DIF1	7	
DEM	9	De-emphasis (Input) - Selects the standard 15 μ s/50 μ s digital de-emphasis filter response for 44.1 kHz sample rates
\overline{RST}	10	Reset (Input) - Powers down the device and resets all internal registers to their default settings when enabled.
VA	11	Low Voltage Analog Power (Input) - Positive power supply for the analog section.
VBIAS	12	Positive Voltage Reference (Output) - Positive reference voltage for the internal DAC.
VQ	13	Quiescent Voltage (Output) - Filter connection for internal quiescent voltage.
VA_H	17	High Voltage Analog Power (Input) - Positive power supply for the analog section.
VL	20	Serial Audio Interface Power (Input) - Positive power for the serial audio interface
$\overline{BMUTE\overline{C}}$	14	Mute Control (Output) - Control signal for optional mute circuit.
$\overline{AMUTE\overline{C}}$	19	
AOUTB	15	Analog Outputs (Output) - The full-scale analog line output level is specified in the Analog Characteristics table.
AOUTA	18	



SiI 9185
80-Pin TQFP
(Top View)



IC11 : SiI9185ACTU

System Switching Pins

Pin Name	Pin #	Type	Dir	Description
DSDA0, DSDA1, DSDA2	30, 50, 70	LVTTTL, Schmitt Trigger, 5V tolerant	Input/ Output	DDC I ² C Data for respective port. Note 1.
DSCL0, DSCL1, DSCL2	31, 51, 71	LVTTTL, Schmitt Trigger, 5V tolerant	Input	DDC I ² C Clock for respective port. Note 1.
RPWR0, RPWR1, RPWR2	32, 52, 72	LVTTTL, 5V Tolerant	Input	5V Port detection input for respective port. Connect to 5V signal from HDMI input connector.
HPD0, HDP1, HDP2	16, 36, 56	LVTTTL, 2mA, 5V Tolerant	Output	Hot Plug Detect Output for respective port. Connect to HOTPLUG of HDMI input connector.
HPDIN	76	LVTTTL, 5V Tolerant	Input	Hot Plug Detect Input.
TSCL	78	LVTTTL, Schmitt Trigger, Open Drain 5V tolerant	Output	Master DDC I ² C Clock (Open Drain Output) to HDMI receiver. I ² C transactions required for HDCP operation are performed over this I ² C bus. Note 1.
TSDA	77	LVTTTL, Schmitt Trigger, 5V tolerant	Input/ Output	Master DDC Data (Open drain output.) to HDMI receiver. I ² C transactions required for HDCP operation are performed over this I ² C bus. Note 1.

Note:

1. These signals are true open drain, and do not pull to ground when power is not applied to the device. These signals require an external pull-up.

Configuration Pins

Pin Name	Pin #	Type	Dir	Description
I2CADDR/ TPWR	79	LVTTTL, 4mA, 5V Tolerant	Input/ Output	I ² C Slave Address input / Transmit Power Sense output pin. When RESET# is low, this pin is used as an input to latch the I ² C sub-address. The level on this pin is latched when the RESET# pin transitions from low to high. When RESET# is high, this pin is used as the TPWR output, indicating that the selected Rx-port is has 5V present. When none of the Rx ports are selected, this signal is low. See page 15 for more information.
I2CSEL/INT#	35	Schmitt Trigger, Open Drain, 4mA, 5V Tolerant	Input/ Output	I ² C Selection input / Interrupt output pin. When RESET# is low, this pin is used as an input to latch the External Port Detection signal. The level on this pin is latched when the RESET# pin transitions from low to high. When this pin is high during reset, the external pins EPSEL1/LSCL and EPSEL0/LSDA are used to select the Rx-port as EPSEL[1:0]. When this pin is low during reset, the internal local I ² C register is used to select the Rx-port. After reset, this pin becomes the Interrupt output. This is an open-drain output and requires an external pull-up. See page 14 for more information.
RSVDL	75		Input	Reserved for use by Silicon Image and must be tied low.

Control Pins

Pin Name	Pin #	Type	Dir	Description
RESET#	13	LVTTTL, Schmitt Trigger, 5V tolerant	Input	Reset Pin (Active LOW). Certain configuration inputs are latched when RESET# transitions from low to high. See page 14 for more information.
LSCL/EPSEL1	15	Schmitt 5V tolerant	Input	Local I ² C Clock / External Port Select 1. When I2CSEL is high, this becomes the Local I ² C bus clock pin, LSCL. When I2CSEL is low, this becomes the external port select pin, EPSEL1. True open drain, so does not pull to ground if power not applied. An external pull-up is required. See page 14 for more information.
LSDA/EPSEL0	14	LVTTTL, Schmitt Trigger, Open Drain 5V tolerant	Input/ Output	Local I ² C Data / External Port Select 0. When I2CSEL is high, this becomes the Local I ² C bus data pin, LSDA. When I2CSEL is low, this becomes the external port select pin, EPSEL0. True open drain, so does not pull to ground if power not applied. An external pull-up is required. See page 14 for more information.

CEC Pins

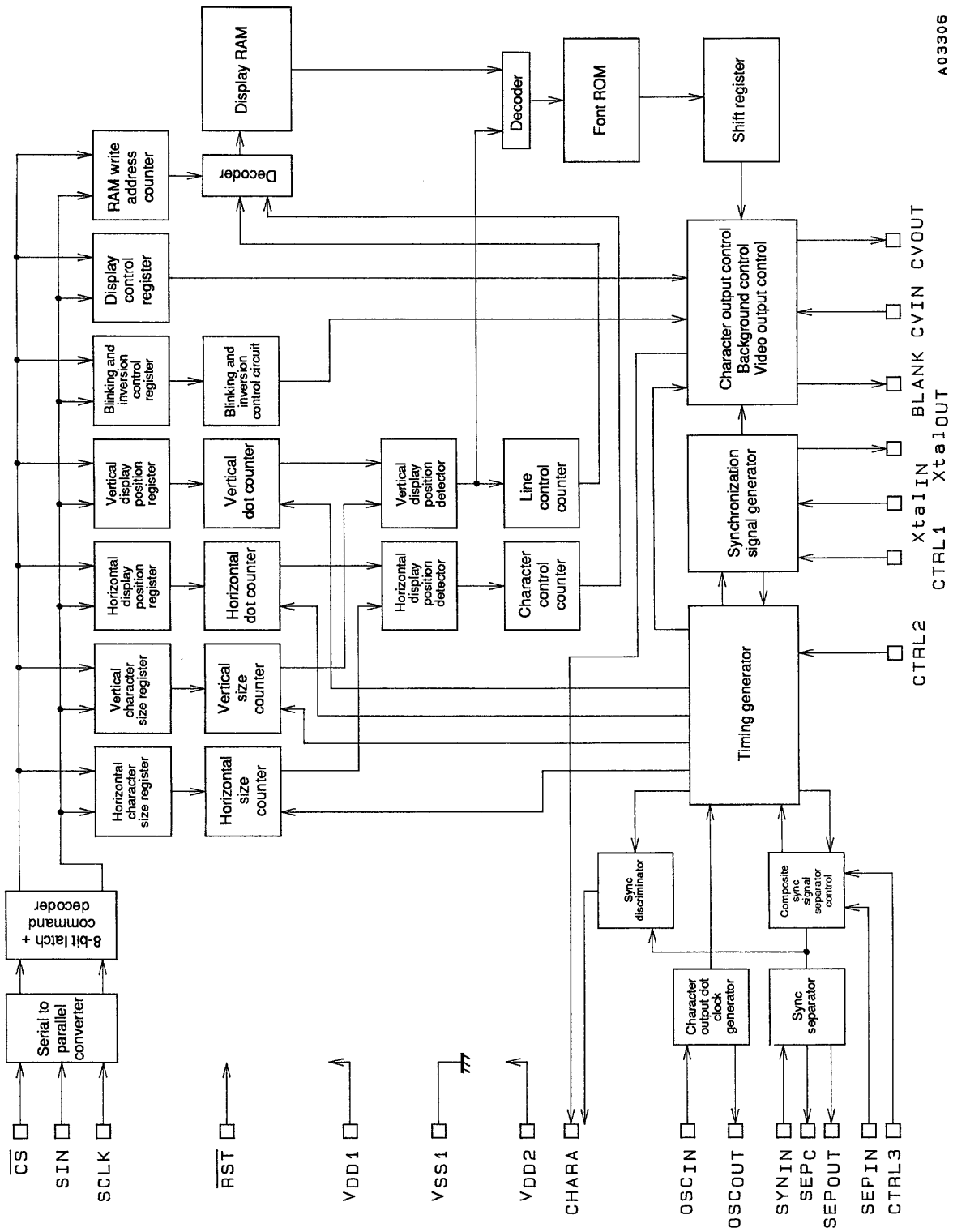
Pin Name	Pin #	Type	Direction	Description
CEC_A	54	CEC Compliant, 5V tolerant.	Input/ Output	HDMI compliant CEC I/O used to interface to CEC devices. CEC electrically compliant signal. This pin connects to the CEC signal of all HDMI connectors in the system. As an input, the pad acts as a LVTTTL Schmitt triggered input and is 5V tolerant. As an output, the pad acts as an NMOS driver with resistive pull-up. This pin has an internal pull-up resistor.
CEC_D	53	LVTTTL, Schmitt Trigger 5V tolerant.	Input/ Output	CEC interface to local system. True open-drain. An external pull-up is required. This pin typically connects to the local CPU.

Differential Signal Data Pins

Pin Name	Pin #	Type	Dir	Description
R0X0+	22	TMDS	Input	TMDS input Port 0 data pairs.
R0X0-	21	TMDS	Input	
R0X1+	25	TMDS	Input	
R0X1-	24	TMDS	Input	
R0X2+	28	TMDS	Input	TMDS input Port 0 clock pair.
R0X2-	27	TMDS	Input	
R0C+	19	TMDS	Input	
R0C-	18	TMDS	Input	
R1X0+	42	TMDS	Input	TMDS input port 1 data pairs.
R1X0-	41	TMDS	Input	
R1X1+	45	TMDS	Input	
R1X1-	44	TMDS	Input	
R1X2+	48	TMDS	Input	TMDS input Port 1 clock pair.
R1X2-	47	TMDS	Input	
R1C+	39	TMDS	Input	
R1C-	38	TMDS	Input	
R2X0+	62	TMDS	Input	TMDS input port 2 data pairs.
R2X0-	61	TMDS	Input	
R2X1+	65	TMDS	Input	
R2X1-	64	TMDS	Input	
R2X2+	68	TMDS	Input	TMDS input Port 2 clock pair.
R2X2-	67	TMDS	Input	
R2C+	59	TMDS	Input	
R2C-	58	TMDS	Input	
TX0+	7	TMDS	Output	TMDS output data pairs.
TX0-	8	TMDS	Output	
TX1+	4	TMDS	Output	
TX1-	5	TMDS	Output	
TX2+	1	TMDS	Output	TMDS output clock pair.
TX2-	2	TMDS	Output	
TXC+	10	TMDS	Output	
TXC-	11	TMDS	Output	
EXT_SWING	12	Analog	Input	Voltage Swing Adjust. A resistor tied from this pin to AVCC18 determines the amplitude of the voltage swing. The recommended value is 500Ω.

Power and Ground Pins

Pin Name	Pin #	Type	Description
AVCC33	23, 43, 55, 63	Power	Analog VCC. Connect to 3.3V supply.
AVCC18	6, 17, 29, 37, 49, 57, 69	Power	Analog VCC. Connect to 1.8V supply.
AGND	3, 9, 20, 26, 40, 46, 60, 66, 80	Ground	Analog GND.
DVCC18	33, 73	Power	Digital VCC. Connect to 1.8V supply.
DGND	34, 74	Ground	Digital GND.



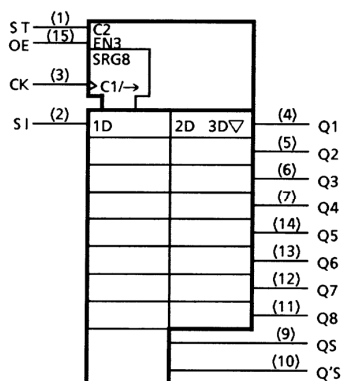
A03306

IC12 : LC74782

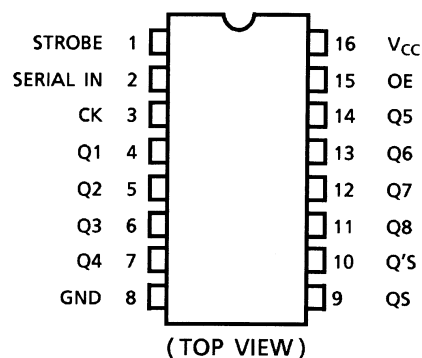
Pin No.	Symbol	Function	Description
1	V _{SS1}	Ground	Ground connection (digital system ground)
2	Xtal _{IN}	Crystal oscillator connection	Used to connect the crystal oscillator and capacitor used to generate the internal synchronization signal, or to input an external clock (2fsc or 4fsc).
3	Xtal _{OUT}		
4	CTRL1	Crystal oscillator input switching	Switches between external clock input mode and crystal oscillator mode. Low = crystal oscillator mode, high = external clock mode
5	BLANK	Blanking output	Outputs the blank signal (the OR of the character and border signals). (Outputs a composite sync signal when MOD0 is high.) Outputs the crystal oscillator clock during reset (when the RST pin is low), but can be set up to not output this signal by microprocessor command.
6	OSC _{IN}	LC oscillator connection	Connections for the coil and capacitor that form the oscillator that generates the character output dot clock.
7	OSC _{OUT}		
8	CHARA	Character output	Outputs the character signal. (Functions as the external synchronization signal discrimination signal output pin when MOD0 is high, and outputs the state of the judgment as to whether the external synchronization signal is present or not. Outputs a high level when the synchronization signal is present.) Outputs the dot clock (LC oscillator) during reset, but can be set up to not output this signal by microprocessor command.
9	CS	Enable input	Serial data input enable input. Serial data input is enabled when low. A pull-up resistor is built in (hysteresis input).
10	SCLK	Clock input	Serial data input clock input. A pull-up resistor is built in (hysteresis input).
11	SIN	Data input	Serial data input. A pull-up resistor is built in (hysteresis input).
12	V _{DD2}	Power supply	Composite video signal level adjustment power supply pin (analog system power supply).
13	CV _{OUT}	Video signal output	Composite video signal output
14	NC		Must be either connected to ground or left open.
15	CV _{IN}	Video signal input	Composite video signal input
16	V _{DD1}	Power supply	Power supply (+5 V: digital system power supply)
17	SYN _{IN}	Sync separator circuit input	Video signal input for the built-in sync separator circuit (Used for either horizontal synchronization signal or composite sync signal input when the built-in sync separator circuit is not used.)
18	SEP _C	Sync separator circuit bias voltage	Built-in sync separator circuit bias voltage monitor pin
19	SEP _{OUT}	Composite sync signal output	Built-in sync separator circuit composite sync signal output. (When MOD1 is high, outputs a high level during internal synchronization and a low level during external synchronization.) (Outputs the SYN _{IN} input signal when the internal sync separator circuit is not used.)
20	SEP _{IN}	Vertical synchronization signal input	Inputs a vertical synchronization signal created by integrating the SEP _{OUT} pin output signal. An integrator must be attached at the SEP _{OUT} pin. This pin must be tied to V _{DD1} if unused.
21	CTRL2	NTSC/PAL-M switching input	The setting indicated by this pin takes priority in switching between the NTSC, PAL, PAL-M and PAL-N formats. A low level selects NTSC after a reset. The microprocessor command NTSC, PAL, PAL-M, or PAL-N setting is valid. High = PAL-M format.
22	CTRL3	SEP _{IN} input control	Controls whether or not the VSYNC signal is input to the SEP _{IN} input. Low = VSYNC input, high = VSYNC not input.
23	RST	Reset input	System reset input. A pull-up resistor is built in (hysteresis input).
24	V _{DD1}	Power supply (+5 V)	Power supply (+5 V: digital system power supply)

IC14 - IC17, IC19, IC21 : TC74HC4094AFN

IEC Logic Symbol



Pin Assignment



IC14 - IC17, IC19, IC21 : TC74HC4094AFN

IC14 : TC74HC4094AFN

Pin Number	Port Name	Name	PortSetup		Note
			Act.	Int	
4	Q1	N.C.	-	L	No Use
5	Q2	N.C.	-	L	No Use
6	Q3	N.C.	-	L	No Use
7	Q4	FUNC_SEL_B	-	L	XM/SIRIUS/MIC Select, U1B only (74HC4052)
14	Q5	FUNC_SEL_A	-	L	XM/SIRIUS/MIC Select, U1B only (74HC4052)
13	Q6	MULTI_MONO	H	L	ZONE A Mono/Stereo Select H:Mono/L: Stereo
12	Q7	HP_ON	H	L	Head Phone Output Relay Control
11	Q8	MULTI_VOL_MUTE	H	L	ZONE A Volume Mute (BD3812)

IC15 : TC74HC4094AFN

Pin Number	Port Name	Name	PortSetup		Note
			Act.	Int	
4	Q1	SPK_B_SEL	H	L	Speaker A Relay Control
5	Q2	SPK_A_SEL	H	L	Speaker B Relay Control
6	Q3	SURR_AMP_ON	L	H	SL/SR/Center Power Amplifier Enable
7	Q4	SB_AMP_ON	H	L	SB Power Amplifier Enable
14	Q5	P_DIR_LED	L	H	Pure Direct LED
13	Q6	FL_ON	H	L	FL/FR Power Amplifier Enable
12	Q7	AVSS_ON	H	L	Power Amplifier Supply Voltage Control H:Low Voltage, L:High Voltage
11	Q8	DC_OUT	L	H	DC Triger Output

IC16 : TC74HC4094AFN

Pin Number	Port Name	Name	PortSetup		Note
			Act.	Int	
4	Q1	DMP_PRG	H	L	USB CPU Mode H Boot/L:Normal
5	Q2	DMP_RESET	L	L	USB CPU Reset H:Reset/L:Normal
6	Q3	XM_ON	H	H	XM Antenna Power Control, U1B only
7	Q4	XM_RST	H	H	XM Reset H:Reset/L:Normal
14	Q5	SIRIUSE_RST	H	H	SIRIUS Reset H:Reset
13	Q6	CLK_SEL1	-	-	HDMI-DIR Select (74VHC157) L:DIR/H:HDMI
12	Q7	CLK_SEL2	-	-	Digital Audio Clock Select L:DIR MCLK/H:HDMI MCLK
11	Q8	XM_DAC_RST	H	H	XM DAC Reset H:Reset

IC17 : TC74HC4094AFN

Pin Number	Port Name	Name	PortSetup		Note
			Act.	Int	
4	Q1	TV_AUTO_ENA	L	L	TV Auto Enable L:Enable,H:Disable
5	Q2	N.C.	-	L	No Use
6	Q3	UI_480I	-	H	Video Clock Multiplex L:x2/H:x1
7	Q4	IPSD_OE	L	L	Video Scaler OE L:Enable
14	Q5	RESET_IPSD_P	H	H	Video Scaler Reset L:Reset
13	Q6	RESET_DEC_P	L	L	Video Decoder Reset H:Reset
12	Q7	MIC_MUTE	L	L	Microphone Mute L:Mute
11	Q8	OPTN_LED	H	L	LED Option Reserved

IC19 : TC74HC4094AFN

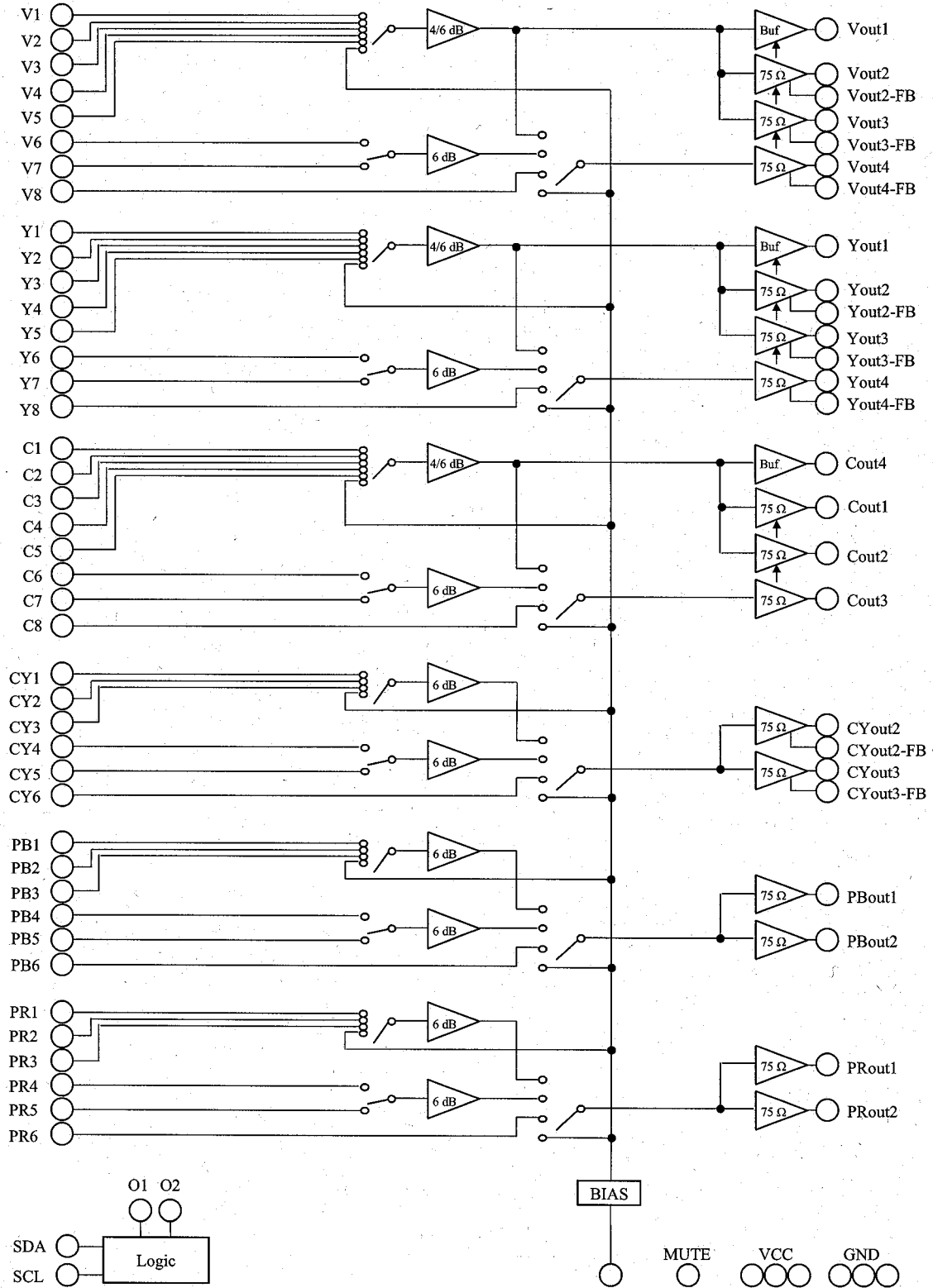
Pin Number	Port Name	Name	PortSetup		Note
			Act.	Int	
4	Q1	CP_SEL1	-		Component Sync Scan Select 1 (74HC4051)
5	Q2	CP_SEL2	-		Component Sync Scan Select 2 (74HC4051)
6	Q3	CVBS_OSD	H		CVBS Through Select (NJM2285) H=OSD/L=Through
7	Q4	Y_OSD	H		Y Through Select (NJM2285) H=OSD/L=Through
14	Q5	COMP_OUT_SEL			Component Output Select (NJM2586) H=Convert/L=Through
13	Q6	CP_MUTE	L		Component Output Mute (NJM2586) L=Mute/H:Normal
12	Q7	N.C.			No Use
11	Q8	N.C.			No Use

IC21 : TC74HC4094AFN

Pin Number	Port Name	Name	PortSetup		Note
			Act.	Int	
4	Q1	V_MUTE	H	L	CVBS,Y/C Output Mute (NJM2244,NJM2264)
5	Q2	OSD_SEL			OSD Input Select NJM2535 H=Y,L=CVBS,COMP-Y
6	Q3	OSD_INT			Video Decoder Input Select (NJM2285)
7	Q4	NTSC/PAL	-	H	Video Format Select L=NTSC(3.58)/H=PAL(4.43)
14	Q5	Y/C_SEL			Y/C Monitor Select (NJM2244) H=Convert/L=Through
13	Q6	CVBS_SEL			CVBS Monitor Select (NJM2244) H=Convert/L=Through
12	Q7	OSD_SEL2			OSD Input Select (NJM2535) H=Y,L=CVBS/Component
11	Q8	VIDEO_MUTE2	L		Video Selector Mute (AN15881) L=Mute/H=Normal

IC17 : AN15881AVT

■ Block Diagram



IC17 : AN15881AVT

■ Pin Descriptions

Pin No.	Pin name	Type	Description
1	Y3	Input	Luminance signal input 3
2	Y4	Input	Luminance signal input 4
3	Y5	Input	Luminance signal input 5
4	Y6	Input	Luminance signal input 6
5	Y7	Input	Luminance signal input 7
6	Y8	Input	Luminance signal input 8
7	VCC1	Power supply	5.0 V power supply
8	C1	Input	Chrominance signal input 1
9	C2	Input	Chrominance signal input 2
10	C3	Input	Chrominance signal input 3
11	C4	Input	Chrominance signal input 4
12	C5	Input	Chrominance signal input 5
13	GND1	Ground	Ground
14	C6	Input	Chrominance signal input 6
15	C7	Input	Chrominance signal input 7
16	C8	Input	Chrominance signal input 8
17	BIAS	Output	Bias voltage
18	CY1	Input	CY1 signal input
19	CY2	Input	CY2 signal input
20	CY3	Input	CY3 signal input
21	CY4	Input	CY4 signal input
22	CY5	Input	CY5 signal input
23	CY6	Input	CY6 signal input
24	PB1	Input	PB1 signal input
25	PB2	Input	PB2 signal input
26	PB3	Input	PB3 signal input
27	PB4	Input	PB4 signal input
28	PB5	Input	PB5 signal input
29	PB6	Input	PB6 signal input
30	PR1	Input	PR1 signal input
31	PR2	Input	PR2 signal input
32	PR3	Input	PR3 signal input
33	PR4	Input	PR4 signal input
34	PR5	Input	PR5 signal input
35	PR6	Input	PR6 signal input

Pin No.	Pin name	Type	Description
36	MUTE	Input	Mute control pin
37	PROUT2	Output	PROUT2 signal output
38	O1	Output	General output 1
39	PROUT1	Output	PROUT1 signal output
40	O2	Output	General output 2
41	PBOUT2	Output	PBOUT2 signal output
42	PBOUT1	Output	PBOUT1 signal output
43	GND2	Ground	Ground
44	CYOUT3-FB	Input	CYOUT3 feedback input
45	CYOUT3	Output	CYOUT3 signal output
46	CYOUT2-FB	Input	CYOUT2 feedback input
47	CYOUT2	Output	CYOUT2 signal output
48	COUT4	Output	COUT4 signal output
49	VCC2	Power supply	5.0 V power supply
50	COUT3	Output	COUT3 signal output
51	COUT2	Output	COUT2 signal output
52	COUT1	Output	COUT1 signal output
53	GND3	Ground	Ground
54	YOUT4-FB	Input	YOUT4 feedback input
55	YOUT4	Output	YOUT4 signal output
56	YOUT3-FB	Input	YOUT3 feedback input
57	YOUT3	Output	YOUT3 signal output
58	YOUT2-FB	Input	YOUT2 feedback input
59	YOUT2	Output	YOUT2 signal output
60	YOUT1	Output	YOUT1 signal output
61	VCC3	Power supply	5.0 V power supply
62	VOUT4-FB	Input	VOUT4 feedback input
63	VOUT4	Output	VOUT4 signal output
64	SDA	Input	I ² C bus data input
65	VOUT3-FB	Input	VOUT3 feedback input
66	VOUT3	Output	VOUT3 signal output
67	VOUT2-FB	Input	VOUT2 feedback input
68	VOUT2	Output	VOUT2 signal output
69	VOUT1	Output	VOUT1 signal output
70	SCL	Input	I ² C bus clock input

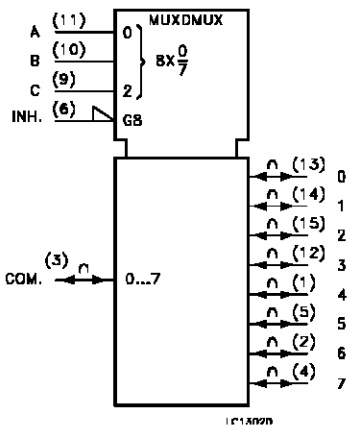
Pin No.	Pin name	Type	Description
71	V1	Input	Video composite signal input 1
72	V2	Input	Video composite signal input 2
73	V3	Input	Video composite signal input 3
74	V4	Input	Video composite signal input 4
75	V5	Input	Video composite signal input 5
76	V6	Input	Video composite signal input 6
77	V7	Input	Video composite signal input 7
78	V8	Input	Video composite signal input 8
79	Y1	Input	Luminance signal input 1
80	Y2	Input	Luminance signal input 2

IC18 : M74HC4051

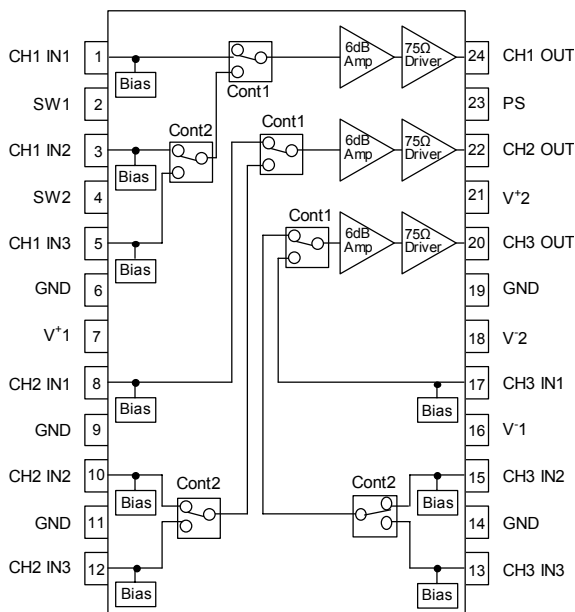
PIN No	SYMBOL	NAME AND FUNCTION
3	COM OUT/IN	Common Output/input
6	INH	INHIBIT Input
7	V _{EE}	Negative Supply Voltage
11, 10, 9	A, B, C	Select Inputs
13, 14, 15, 12, 1, 5, 2, 4	0 TO 7	Independent Input/Outputs
8	GND	Ground (0V)
16	V _{CC}	Positive Supply Voltage

INPUT STATES				"ON" CHANNEL
INHIBIT	C	B	A	
L	L	L	L	0
L	L	L	H	1
L	L	H	L	2
L	L	H	H	3
L	H	L	L	4
L	H	L	H	5
L	H	H	L	6
L	H	H	H	7
H	X	X	X	NONE

X: DON'T CARE



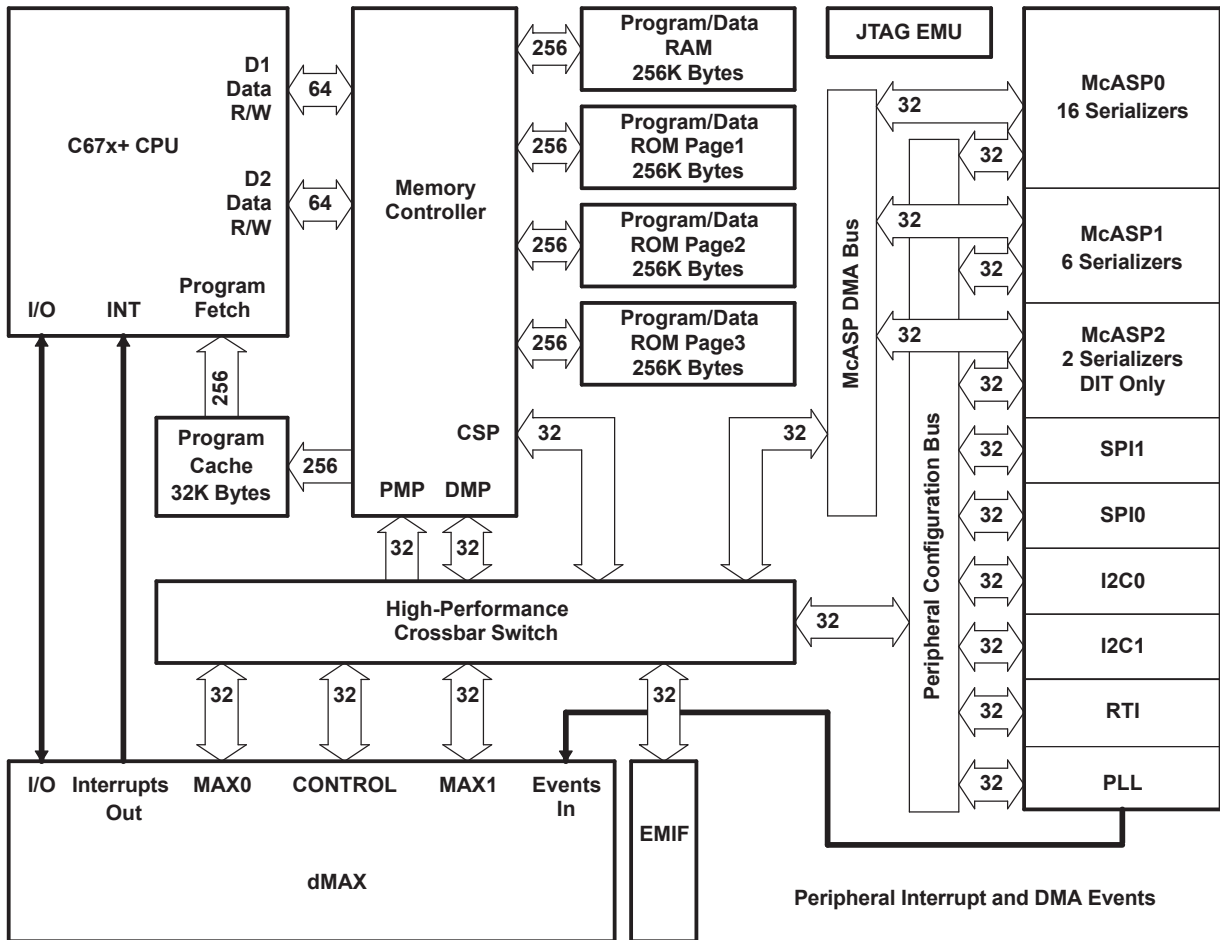
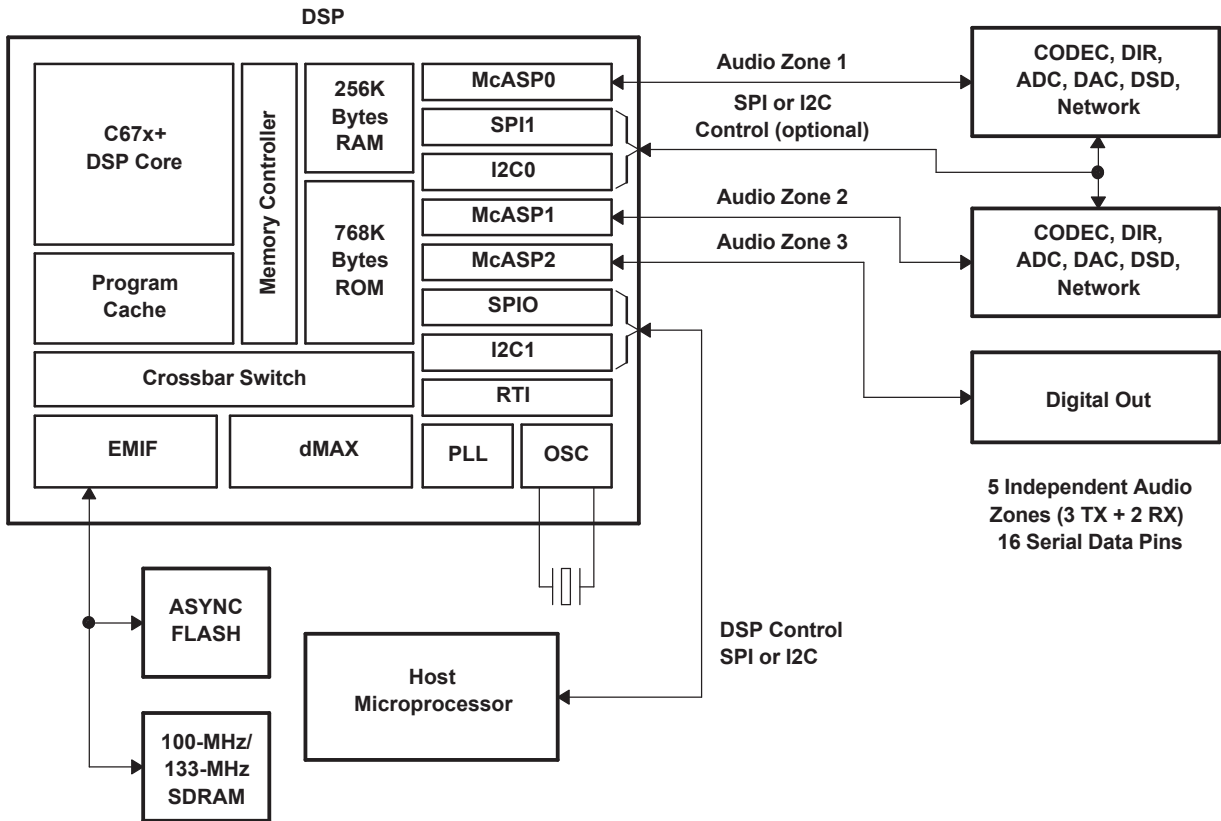
IC20 : NJM2586



PARAMETER	STATUS	
PS	H	Power Save: OFF
	L	Power Save: ON
	OPEN	Power Save: ON

PARAMETER	STATUS		
	SW1	SW2	
SW1, SW2I	L, OPEN	X	IN1 (X=don't care)
	H	L, OPEN	IN2
	H	H	IN3

IC21 : TMS320DA788B



Industry-Standard Compliance

- HDMI 1.3
- DVI 1.0
- EIA/CEA-861D
- HDCP 1.1

Digital Video Input / Output

- Dual integrated HDMI 1.3 cores
- Supports DTV resolutions up to 1080p @ 60Hz or 720p/1080i @ 120Hz with 36-bit color depth
- Flexible digital video interface:
 - 24/30/36-bit RGB/YCbCr 4:4:4
 - 16/20/24-bit YCbCr 4:2:2
 - 8/10/12-bit YCbCr 4:2:2 (ITU-R BT.656)
 - 12-bit digital media interface
- Integrated RGB to YCbCr color space conversion with 12-bit accuracy
- 4:2:2 ↔ 4:4:4 converter with 12-bit accuracy

System Operation

- Register-programmable via slave I²C interface
- Auto video mode simplifies design
- Auto audio mode allows more robust system
- Flexible interrupt registers with interrupt pin

Digital Audio Output

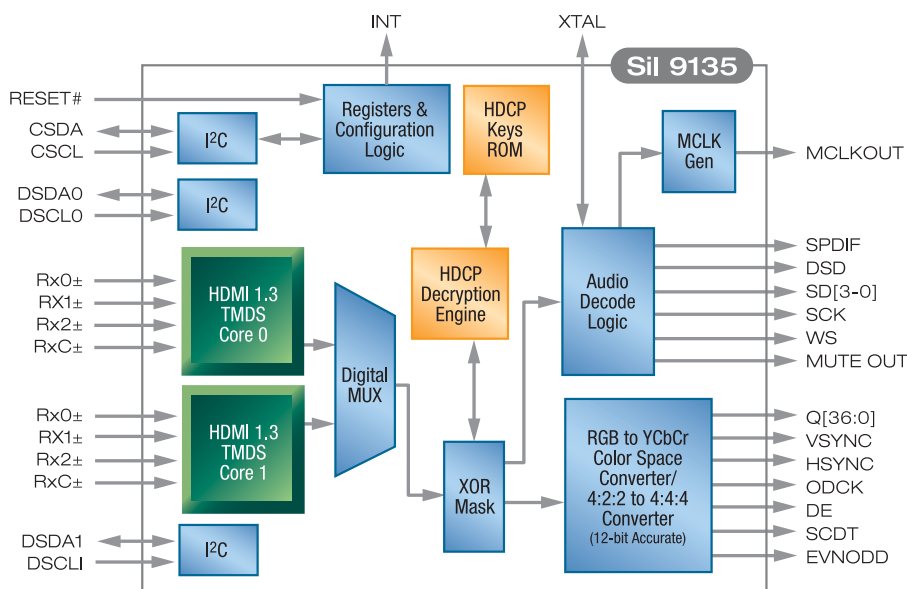
- Supports Dolby True HD and DTS-HD up to 24Mb/s through 4xI²S inputs
- DVD-Audio support through 4xI²S inputs
- Direct Stream Digital (DSD) 6-channel Super Audio SACD
- Supports 2- to 8-channel audio at 192kHz
- Supports IEC60958 2-channel PCM or IEC61937 compressed audio (Dolby Digital, DTS, etc.)
- Industry-standard S/PDIF output

Content Protection

- Integrated HDCP cipher engine
- Built-in HDCP BIST
- Pre-programmed HDCP keys:
 - Simplify manufacturing process
 - Provide extremely secure solution
 - Lower system, manufacturing costs
- Built-in HDCP self-test
- Supports HDCP repeater capability

Power Management

- 1.8V core provides low-power operation
- Flexible power-down modes



Industry-Standard Compliance

- HDMI 1.3
- DVI 1.0
- EIA/CEA-861D
- HDCP 1.1

Power Management

- 1.8V core provides low-power operation
- Flexible power-down modes

Digital Video Output

- Integrated HDMI 1.3 TMDS core running at 225MHz
- Supports Deep Color 36-bit color depth and resolutions up to 1080p @ 60Hz or 720p/1080i @ 120Hz
- Flexible video interface supports DVD and HD MPEG decoders:
 - 12/24/30/36-bit RGB YCbCr 4:4:4
 - 16/20/24/30/36-bit YCbCr 4:2:2
 - 8/10/12-bit YCbCr 4:2:2 (ITU-R BT.601 & BT.656)
- Integrated YCbCr to RGB conversion
- 4:2:2 to 4:4:4 up-converter
- Programmable Data Enable (DE) generator
- 14-bit internal video processing and 14-bit to 12/10/8-bit dither

Digital Audio Output

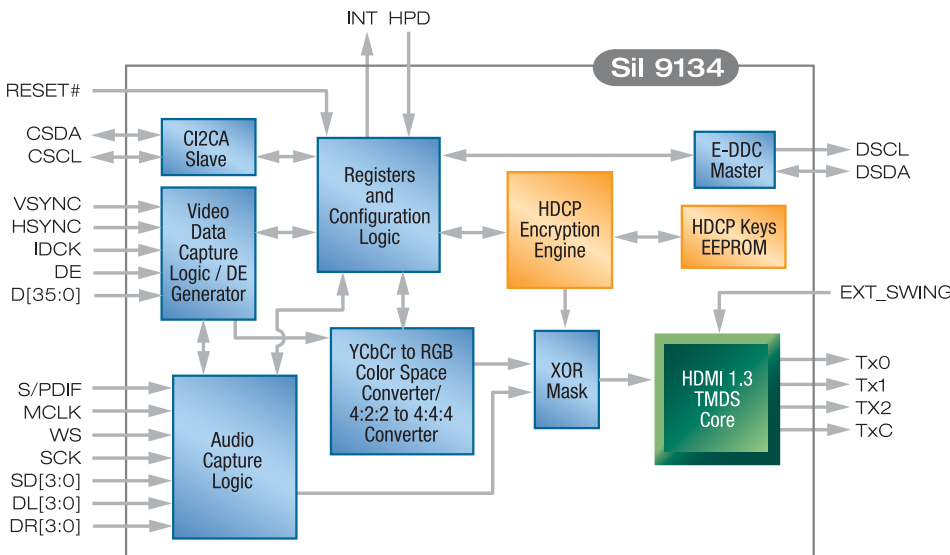
- Supports Dolby® True HD and DTS-HD up to 24Mb/s through 4xI²S inputs
- DVD-Audio support through 4xI²S inputs
- Dedicated 8-pin interface to support Direct Stream Digital (DSD) Super Audio SACD
- Supports 2-channel audio at 192kHz and 8-channel audio at 192kHz
- Supports IEC60958 2-channel PCM or IEC61937 compressed audio (Dolby® Digital, DTS, etc.)
- Industry-standard S/PDIF output

Content Protection

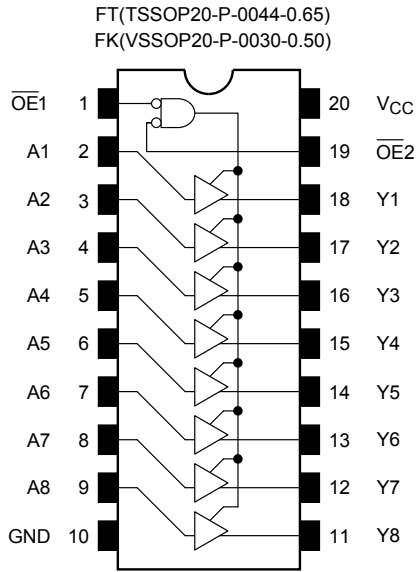
- Integrated HDCP cipher engine
- Pre-programmed HDCP keys:
 - Simplify manufacturing process
 - Provide extremely secure solution
 - Lower system, manufacturing costs
- Encrypts both video and audio

System Operation

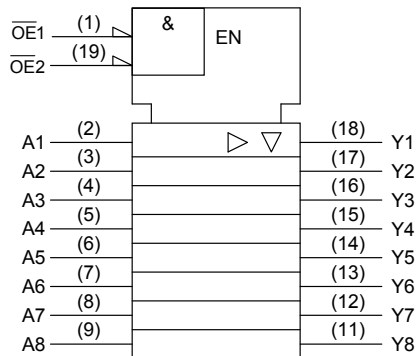
- Register-programmable via slave I²C interface
- Master I²C simplifies system design
- Flexible interrupt registers with interrupt pin
- Monitor detection supported through hot plug and receiver detection
- Device address can be altered with CI2CA pin



Pin Assignment (top view)



IEC Logic Level

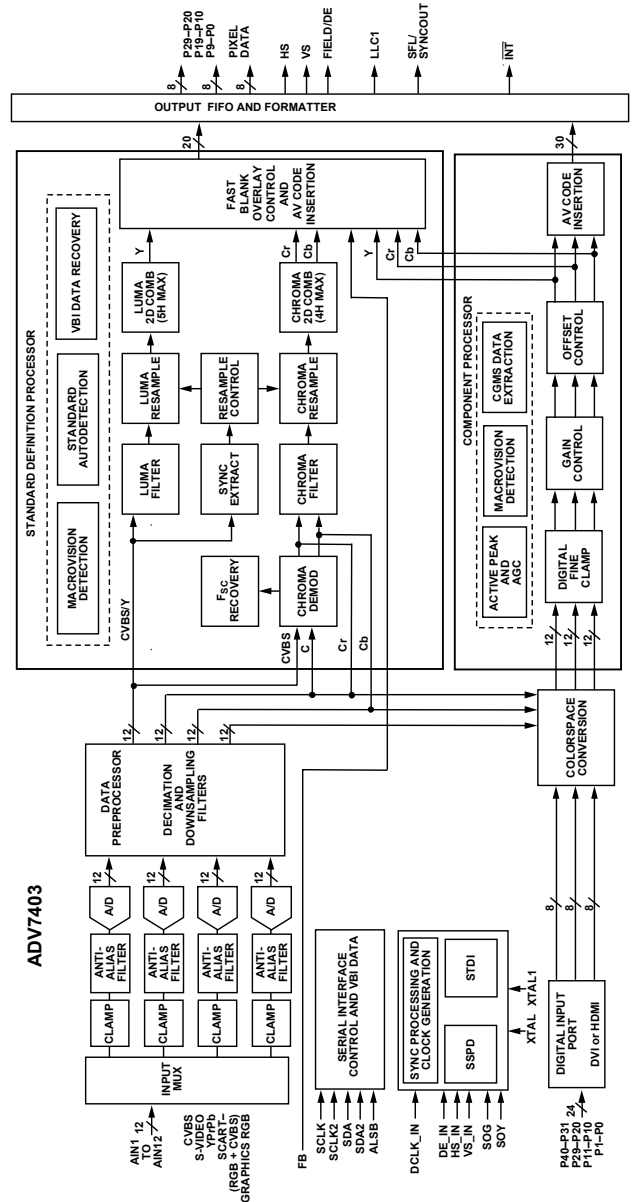


Truth Table

Inputs			Outputs
OE1	OE2	A _n	
H	X	X	Z
X	H	X	Z
L	L	H	H
L	L	L	L

X: Don't care

Z: High impedance

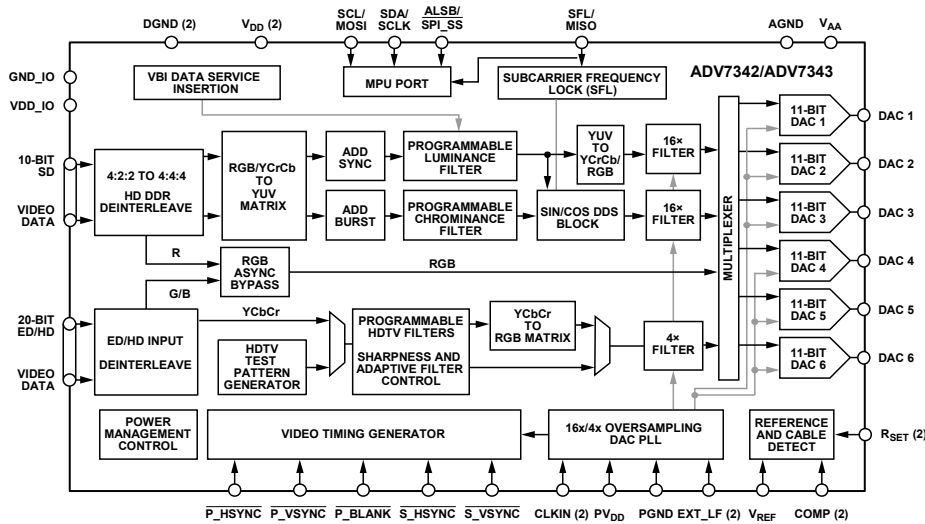


IC31 : ADV7403

Pin No.	Mnemonic	Type	Function
5, 11, 17, 40, 89	DGND	G	Digital Ground.
49, 50, 60, 66	AGND	G	Analog Ground.
6, 18	DVDDIO	P	Digital I/O Supply Voltage (3.3 V).
12, 39, 90	DVDD	P	Digital Core Supply Voltage (1.8 V).
63	AVDD	P	Analog Supply Voltage (3.3 V).
47, 48	PVDD	P	PLL Supply Voltage (1.8 V).
51	FB	I	Fast Switch Overlay Input. This pin switches between CVBS and RGB analog signals.
54, 56, 58, 72, 74, 76, 53, 55, 57, 71, 73, 75	AIN1 to AIN12	I	Analog Video Input Channels.
42, 41, 28, 27, 26, 25, 23, 22, 10, 9, 8, 7, 94, 93, 92, 91	P2 to P9, P12 to P19	O	Video Pixel Output Port.
44, 43, 21, 20, 45, 34, 33, 32, 31, 30, 29, 24, 14, 13	P0 to P1, P10 to P11, P20 to P21, P22 to P25, P26 to P29	I/O	Video Pixel Input/Output Port.
2, 1, 100, 97, 96, 95, 88, 87, 84, 83	P31 to P40	I	Video Pixel Input Port.

Pin No.	Mnemonic	Type	Function
3	INT	O	Interrupt. This pin can be active low or active high. When SDP/CP status bits change, this pin triggers. The set of events that triggers an interrupt is under user control.
4	HS/CS	O	HS is a Horizontal Synchronization Output Signal (SDP and CP modes). CS is a Digital Composite Synchronization Signal (and can be selected while in CP mode).
99	VS	O	Vertical Synchronization Output Signal (SDP and CP modes).
98	FIELD/DE	O	FIELD is a Field Synchronization Output Signal (all interlaced video modes). This pin also can be enabled as a Data Enable signal (DE) in CP mode to allow direct connection to a HDMI/DVI Tx IC.
81, 19	SDA1, SDA2	I/O	I ² C Port Serial Data Input/Output Pins. SDA1 is the data line for the control port, and SDA2 is the data line for the VBI readback port.
82, 16	SCLK1, SCLK2	I	I ² C Port Serial Clock Input (max clock rate of 400 kHz). SCLK1 is the clock line for the Control port and SCLK2 is the clock line for the VBI data readback port.
80	ALSB	I	This pin selects the I ² C address for the ADV7403 control and VBI readback ports. ALSB set to Logic 0 sets the address for a write to control port of 0x40 and the readback address for the VBI port of 0x21. ALSB set to a logic high sets the address for a write to control port of 0x42 and the readback address for the VBI port of 0x23.
78	RESET	I	System Reset Input. Active low. A minimum low reset pulse width of 5 ms is required to reset the ADV7403 circuitry.
36	LLC1	O	LLC1 is a line-locked output clock for the pixel data (range is 12.825 MHz to 140 MHz for ADV7403KSTZ-140; 12.825 MHz to 110 MHz for ADV7403BSTZ-110).
38	XTAL	I	Input Pin for 28.63636 MHz crystal, or can be overdriven by an external 3.3 V, 28.63636 MHz clock oscillator source to clock the ADV7403.
37	XTAL1	O	This pin should be connected to the 28.63636 MHz crystal or left as a no connect if an external 3.3 V 28.63636 MHz clock oscillator source is used to clock the ADV7403. In crystal mode the crystal must be a fundamental crystal.
46	ELPF	O	The recommend external loop filter must be connected to this ELPF pin.
70	TEST0	NC	This pin should be left unconnected or alternately tie to AGND.
59	TEST1	O	This pin should be left unconnected.
15	SFL/SYNC_OUT	O	Subcarrier Frequency Lock (SFL). This pin contains a serial output stream, which can be used to lock the subcarrier frequency when this decoder is connected to any Analog Devices digital video encoder. SYNC_OUT is the sliced sync output signal available only in CP mode.
64	REFOUT	O	Internal Voltage Reference Output.
65	CML	O	Common-Mode Level Pin (CML) for the internal ADCs.
61, 62	CAPY1, CAPY2	I	ADC Capacitor Network.
68, 69	CAPC1, CAPC2	I	ADC Capacitor Network.
67	BIAS	O	External Bias Setting Pin. Connect the recommended resistor (1.35 k Ω) between pin and ground.
86	HS_IN/CS_IN	I	Can be configured in CP mode to be either a digital HS input signal or a digital CS input signal used to extract timing in a 5-wire or 4-wire RGB mode.
85	VS_IN	I	VS Input Signal. Used in CP mode for 5-wire timing mode.
79	DE_IN	I	Data Enable Input Signal. Used in 24-bit digital input port mode (for example, processing 24-bit RGB data from a DVI Rx IC).
35	DCLK_IN	I	Clock Input Signal. Used in 24-bit digital input mode (for example, processing 24-bit RGB data from a DVI Rx IC) and also in digital CVBS input mode.
52	SOG	I	Sync on Green Input. Used in embedded sync mode.
77	SOY	I	Sync on Luma Input. Used in embedded sync mode.

IC32 : ADV7342



Pin No.	Mnemonic	Input/Output	Description
13, 12, 9 to 4	Y7 to Y0	I	8-Bit Pixel Port. Y0 is the LSB. Refer to Table 31 for input modes.
29 to 25, 18 to 16	C7 to C0	I	8-Bit Pixel Port. C0 is the LSB. Refer to Table 31 for input modes.
62 to 58, 55 to 53	S7 to S0	I	8-Bit Pixel Port. S0 is the LSB. Refer to Table 31 for input modes.
52, 51, 15, 14, 3, 2	TEST5 to TEST0	I	Unused. These pins should be connected to DGND.
30	CLKIN_A	I	Pixel Clock Input for HD Only (74.25 MHz), ED ¹ Only (27 MHz or 54 MHz) or SD Only (27 MHz).
63	CLKIN_B	I	Pixel Clock Input for Dual Modes Only. Requires a 27 MHz reference clock for ED operation or a 74.25 MHz reference clock for HD operation.
50	S_HSYN \bar{C}	I/O	SD Horizontal Synchronization Signal. This pin can also be configured to output an SD, ED, or HD horizontal synchronization signal. See the External Horizontal and Vertical Synchronization Control section.
49	S_VSYN \bar{C}	I/O	SD Vertical Synchronization Signal. This pin can also be configured to output an SD, ED, or HD vertical synchronization signal. See the External Horizontal and Vertical Synchronization Control section.
22	P_HSYN \bar{C}	I	ED/HD Horizontal Synchronization Signal. See the External Horizontal and Vertical Synchronization Control section.
23	P_VSYN \bar{C}	I	ED/HD Vertical Synchronization Signal. See the External Horizontal and Vertical Synchronization Control section.
24	P_BLANK	I	ED/HD Blanking Signal. See the External Horizontal and Vertical Synchronization Control section.
48	SFL/MISO	I/O	Multifunctional Pin: Subcarrier Frequency Lock (SFL) Input/SPI Data Output. The SFL input is used to drive the color subcarrier DDS system, timing reset, or subcarrier reset.
47	RSET1	I	This pin is used to control the amplitudes of the DAC 1, DAC 2, and DAC 3 outputs. For full-drive operation (for example, into a 37.5 Ω load), a 510 Ω resistor must be connected from RSET1 to AGND. For low drive operation (for example, into a 300 Ω load), a 4.12 k Ω resistor must be connected from RSET1 to AGND.

Pin No.	Mnemonic	Input/Output	Description
36	RSET2	I	This pin is used to control the amplitudes of the DAC 4, DAC 5, and DAC 6 outputs. A 4.12 k Ω resistor must be connected from RSET2 to AGND.
45, 35	COMP1, COMP2	O	Compensation Pins. Connect a 2.2 nF capacitor from both COMP pins to V _{AA} .
44, 43, 42	DAC 1, DAC 2, DAC 3	O	DAC Outputs. Full and low drive capable DACs.
39, 38, 37	DAC 4, DAC 5, DAC 6	O	DAC Outputs. Low drive only capable DACs.
21	SCL/MOSI	I	Multifunctional Pin: I ² C Clock Input/SPI Data Input.
20	SDA/SCLK	I/O	Multifunctional Pin: I ² C Data Input/Output. Also, SPI clock input.
19	ALSB/SPI_SS	I	Multifunctional Pin: This signal sets up the LSB ² of the MPU I ² C address. Also, SPI slave select.
46	V _{REF}	I	Optional External Voltage Reference Input for DACs or Voltage Reference Output.
41	V _{AA}	P	Analog Power Supply (3.3 V).
10, 56	V _{DD}	P	Digital Power Supply (1.8 V). For dual-supply configurations, V _{DD} can be connected to other 1.8 V supplies through a ferrite bead or suitable filtering.
1	V _{DD,IO}	P	Input/Output Digital Power Supply (3.3 V).
34	PV _{DD}	P	PLL Power Supply (1.8 V). For dual-supply configurations, PV _{DD} can be connected to other 1.8 V supplies through a ferrite bead or suitable filtering.
33	EXT_LF1	I	External Loop Filter for On-Chip PLL 1.
31	EXT_LF2	I	External Loop Filter for On-Chip PLL 2.
32	PGND	G	PLL Ground Pin.
40	AGND	G	Analog Ground Pin.
11, 57	DGND	G	Digital Ground Pin.
64	GND_IO	G	Input/Output Supply Ground Pin.

114 dB, 192 kHz 8-Ch Codec with S/PDIF Receiver

Features

- Eight 24-bit D/A, two 24-bit A/D Converters
- 114 dB DAC / 114 dB ADC Dynamic Range
- -100 dB THD+N
- System Sampling Rates up to 192 kHz
- S/PDIF Receiver Compatible with EIAJ CP1201 and IEC-60958
- Recovered S/PDIF Clock or System Clock Selection
- 8:2 S/PDIF Input MUX
- ADC High-pass Filter for DC Offset Calibration
- Expandable ADC Channels and One-line Mode Support
- Digital Output Volume Control with Soft Ramp
- Digital +/-15dB Input Gain Adjust for ADC
- Differential Analog Architecture
- Supports logic levels between 5 V and 1.8 V.

General Description

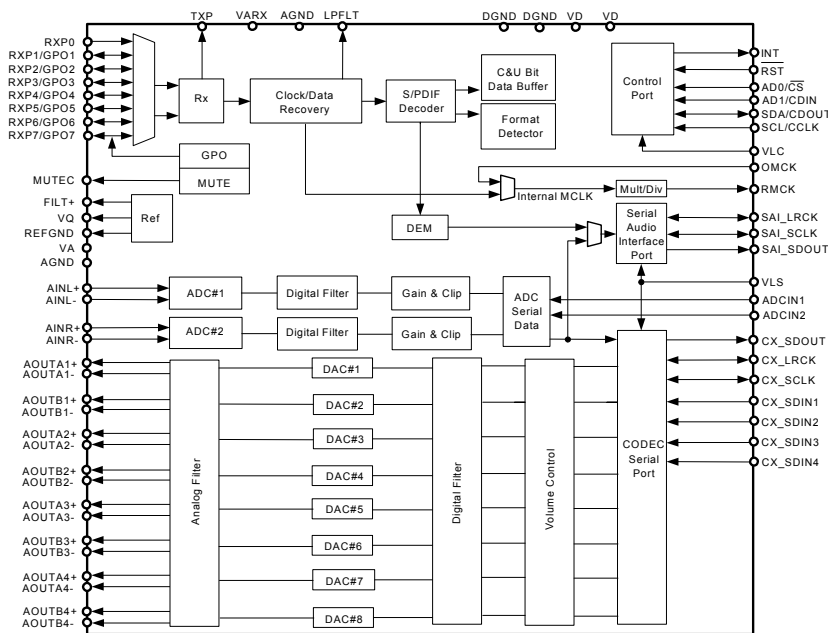
The CS42528 codec provides two analog-to-digital and eight digital-to-analog delta-sigma converters, as well as an integrated S/PDIF receiver, in a 64-pin LQFP package.

The CS42528 integrated S/PDIF receiver supports up to eight inputs, clock recovery circuitry and format auto-detection. The internal stereo ADC is capable of independent channel gain control for single-ended or differential analog inputs. All eight channels of DAC provide digital volume control and differential analog outputs. The general purpose outputs may be driven high or low, or mapped to a variety of DAC mute controls or ADC overflow indicators.


The CS42528 is ideal for audio systems requiring wide dynamic range, negligible distortion and low noise, such as A/V receivers, DVD receivers, digital speaker and automotive audio systems.

ORDERING INFORMATION

CS42528-CQZ	-10° to 70° C	64-pin LQFP	Lead Free
CS42528-DQZ	-40° to 85° C	64-pin LQFP	Lead Free
CDB42528		Evaluation Board	



2. PIN DESCRIPTIONS

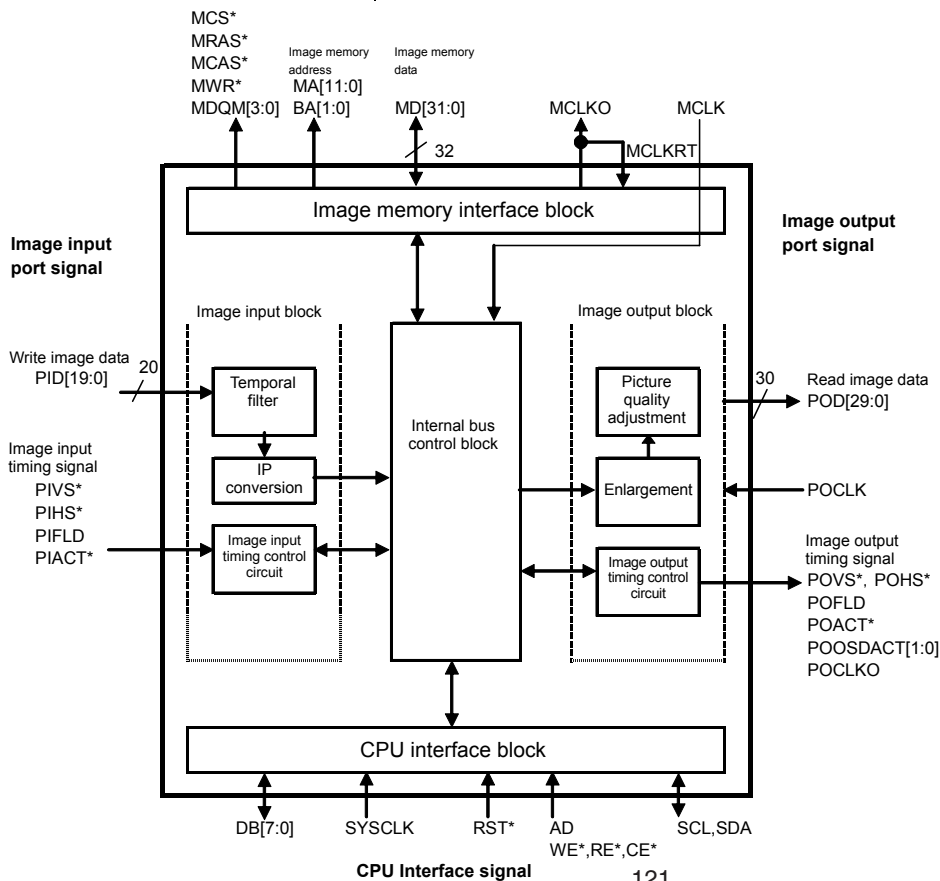


Pin Name	#	Pin Description
CX_SDIN1	1	Codec Serial Audio Data Input (Input) - Input for two's complement serial audio data.
CX_SDIN2	64	
CX_SDIN3	63	
CX_SDIN4	62	
CX_SCLK	2	CODEC Serial Clock (Input/Output) - Serial clock for the CODEC serial audio interface.
CX_LRCK	3	CODEC Left Right Clock (Input/Output) - Determines which channel, Left or Right, is currently active on the CODEC serial audio data line.
VD	4 51	Digital Power (Input) - Positive power supply for the digital section.
DGND	5 52	Digital Ground (Input) - Ground reference. Should be connected to digital ground.
VLC	6	Control Port Power (Input) - Determines the required signal level for the control port.
SCL/CCLK	7	Serial Control Port Clock (Input) - Serial clock for the serial control port. Requires an external pull-up resistor to the logic interface voltage in I ² C mode as shown in the Typical Connection Diagram.
SDA/CDOUT	8	Serial Control Data (Input/Output) - SDA is a data I/O line in I ² C mode and requires an external pull-up resistor to the logic interface voltage, as shown in the Typical Connection Diagram. CDOUT is the output data line for the control port interface in SPI mode.
AD1/CDIN	9	Address Bit 1 (I²C)/Serial Control Data (SPI) (Input) - AD1 is a chip address pin in I ² C mode; CDIN is the input data line for the control port interface in SPI mode.

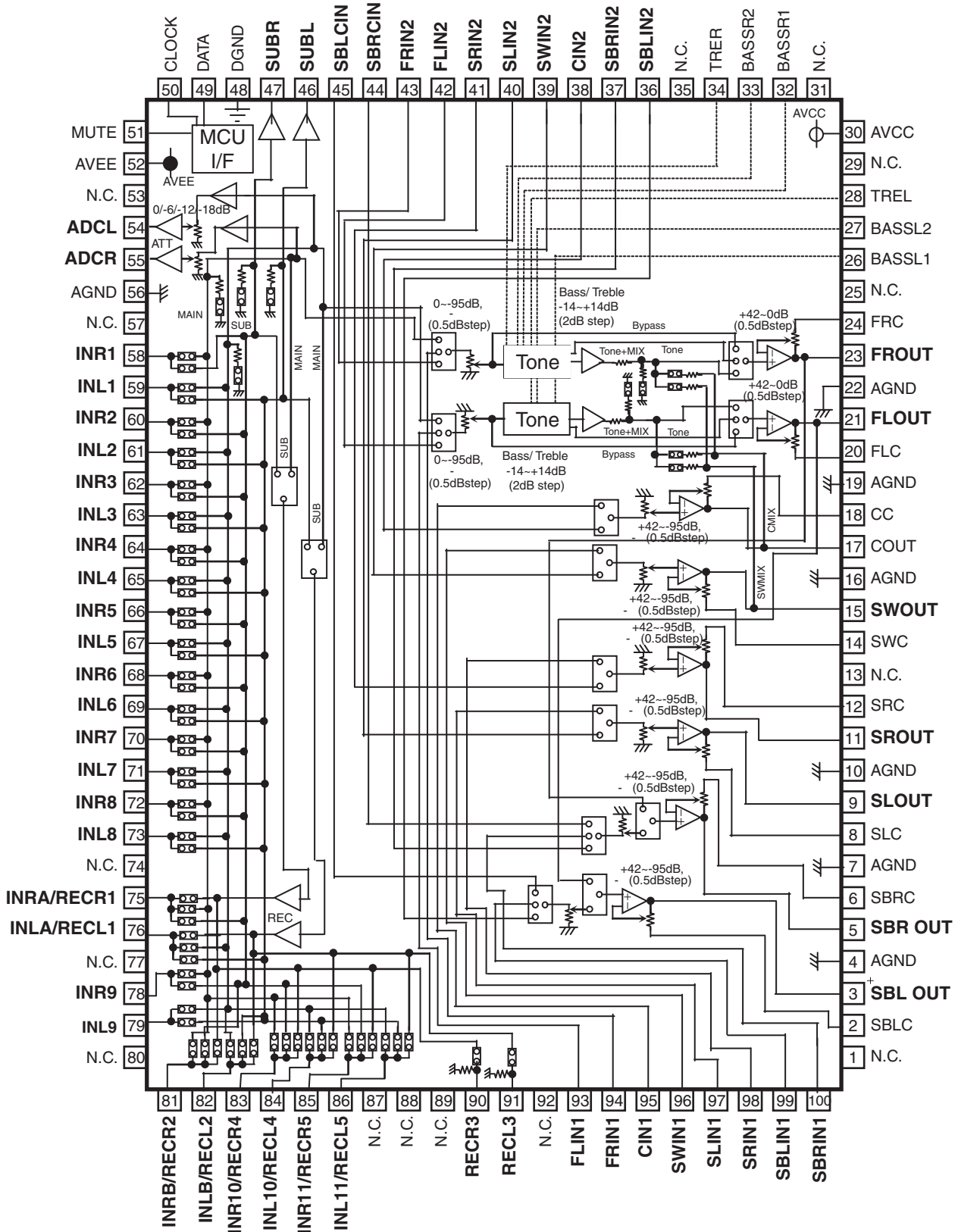
AD0/CS	10	Address Bit 0 (I²C)/Control Port Chip Select (SPI) (Input) - AD0 is a chip address pin in I ² C mode; $\overline{\text{CS}}$ is the chip select signal in SPI mode.
INT	11	Interrupt (Output) - The CS42528 will generate an interrupt condition as per the Interrupt Mask register. See "Interrupts" on page 40 for more details.
RST	12	Reset (Input) - The device enters a low power mode and all internal registers are reset to their default settings when low.
AINR- AINR+	13 14	Differential Right Channel Analog Input (Input) - Signals are presented differentially to the delta-sigma modulators via the AINR+/- pins.
AINL+ AINL-	15 16	Differential Left Channel Analog Input (Input) - Signals are presented differentially to the delta-sigma modulators via the AINL+/- pins.
VQ	17	Quiescent Voltage (Output) - Filter connection for internal quiescent reference voltage.
FILT+	18	Positive Voltage Reference (Output) - Positive reference voltage for the internal sampling circuits.
REFGND	19	Reference Ground (Input) - Ground reference for the internal sampling circuits.
AOUTA1 +,- AOUTB1 +,- AOUTA2 +,- AOUTB2 +,- AOUTA3 +,- AOUTB3 +,- AOUTA4 +,- AOUTB4 +,-	36,37 35,34 32,33 31,30 28,29 27,26 22,23 21,20	Differential Analog Output (Output) - The full-scale differential analog output level is specified in the Analog Characteristics specification table.
VA VARX	24 41	Analog Power (Input) - Positive power supply for the analog section.
AGND	25 40	Analog Ground (Input) - Ground reference. Should be connected to analog ground.
MUTEC	38	Mute Control (Output) - The Mute Control pin outputs high impedance following an initial power-on condition or whenever the PDN bit is set to a '1', forcing the codec into power-down mode. The signal will remain in a high impedance state as long as the part is in power-down mode. The Mute Control pin goes to the selected "active" state during reset, muting, or if the master clock to left/right clock frequency ratio is incorrect. This pin is intended to be used as a control for external mute circuits to prevent the clicks and pops that can occur in any single supply system. The use of external mute circuits are not mandatory but may be desired for designs requiring the absolute minimum in extraneous clicks and pops.
LPFLT	39	PLL Loop Filter (Output) - An RC network should be connected between this pin and ground.
RXP7/GPO7 RXP6/GPO6 RXP5/GPO5 RXP4/GPO4 RXP3/GPO3 RXP2/GPO2 RXP1/GPO1	42 43 44 45 46 47 48	S/PDIF Receiver Input/ General Purpose Output (Input/Output) - Receiver inputs for S/PDIF encoded data. The CS42528 has an internal 8:2 multiplexer to select the active receiver port, according to the Receiver Mode Control 2 register. These pins can also be configured as general purpose output pins, ADC Overflow indicators or Mute Control outputs according to the RXP/General Purpose Pin Control registers.
RXP0	49	S/PDIF Receiver Input (Input) - Dedicated receiver input for S/PDIF encoded data.
TXP	50	S/PDIF Transmitter Output (Output) - S/PDIF encoded data output, mapped directly from one of the receiver inputs as indicated by the Receiver Mode Control 2 register.
VLS	53	Serial Port Interface Power (Input) - Determines the required signal level for the serial port interfaces.
SAI_SDOUT	54	Serial Audio Interface Serial Data Output (Output) - Output for two's complement serial audio PCM data from the S/PDIF incoming stream. This pin can also be configured to transmit the output of the internal and external ADCs.
RMCK	55	Recovered Master Clock (Output) - Recovered master clock output from the External Clock Reference (OMCK, pin 59) or the PLL which is locked to the incoming S/PDIF stream or CX_LRCK.
CX_SDOUT	56	CODEC Serial Data Output (Output) - Output for two's complement serial audio data from the internal and external ADCs.
ADCIN1 ADCIN2	58 57	External ADC Serial Input (Input) - The CS42528 provides for up to two external stereo analog to digital converter inputs to provide a maximum of six channels on one serial data output line when the CS42528 is placed in One Line mode.
OMCK	59	External Reference Clock (Input) - External clock reference that must be within the ranges specified in the register "OMCK Frequency (OMCK Freqx)" on page 54.
SAI_LRCK	60	Serial Audio Interface Left/Right Clock (Input/Output) - Determines which channel, Left or Right, is currently active on the serial audio data line.
SAI_SCLK	61	Serial Audio Interface Serial Clock (Input/Output) - Serial clock for the Serial Audio Interface.

IC41 : IP00C773 (IPSD2)

Group	Designation	No. of pins	I/O	Function	Remarks
Image input port	PID[19:0]	20	I	Image input port	
	PICLK	1	I	Image input clock input	Clock buffer
	PIVS*	1	I	Image input vertical sync signal	
	PIHS*	1	I	Image input horizontal sync signal	
	PIFLD	1	I	Image input field signal	
	PIACT*	1	I	Digital interface	
Image output port	POD[29:0]	30	O	Image output port	8 mA, Tri-state
	POCLK	1	I	Image output clock input	Clock buffer
	POVS*	1	I/O	Image output vertical sync signal	8 mA, Bi-Dir
	POHS*	1	I/O	Image output horizontal sync signal	8 mA, Bi-Dir
	POFLD	1	I/O	Image output field signal	8 mA, Bi-Dir
	POACT*	1	O	L: Image output target area H: Out of image output target area	8 mA, Tri-state
	POSDACT[1:0]	2	O	OSD transparent/active area signal	8 mA, Tri-state
	POCLKO	1	O	Image output clock output	8 mA, Tri-state
	POEN*	1	I	Image output port enable signal	schmitt
	POEXT*	1	I	Image output port external sync enable signal	schmitt
	Image memory interface	BA[1:0]	2	O	Image memory bank signal
MA[11:0]		12	O	Image memory address bus	4 mA
MD[31:0]		32	I/O	Image memory data bus	8 mA, pull up
MCS*		1	O	Image memory chip select	8 mA
MRAS*		1	O	Image memory low address strobe	4 mA
MCAS*		1	O	Image memory column address strobe	4 mA
MWR*		1	O	Image memory write signal	4 mA
MDQM[3:0]		4	O	Image memory data mask signal	8 mA
Memory clock	MCLK	1	I	Image memory clock	Clock buffer
	MCLKO	1	O	Image memory clock output	8 mA
	MCLKRT	1	I	Image memory clock return input	Clock buffer
	MCLKSEL[1:0]	2	I	Image memory clock select	schmitt
CPU interface	SYSCLK	1	I	System clock	schmitt
	AD	1	I	Address bus	3.3 V CMOS
	DB[7:0]	8	I/O	Data bus	4 mA, Bi-Dir
	WE*	1	I	Write enable	3.3 V CMOS
	RE*	1	I	Read enable	3.3 V CMOS
	CE*	1	I	Chip enable	3.3 V CMOS
	WAIT*	1	O	Wait	4 mA, Tri-state
	IFMD	1	I	Interface mode	schmitt
I2C slave	SCL	1	I/O	I2C buffer	I2C buffer
	SDA	1	I/O	I2C buffer	I2C buffer
	RST*	1	I	Reset signal	schmitt
	TEST*[1:0]	2	I	Test signal - High level usually	schmitt
	TESTH	1	I	Test signal - Low level usually	
	XTEST	1	I	Test signal - Low level usually	3.3 V CMOS Pull-down
Power supply / GND	VDDE	22	PWR	Power supply (3.3 V)	
	VDDI	14	PWR	Power supply (1.8 V)	
	PLLVD	2	PWR	PLL power supply (1.8 V)	
	VSS	22	PWR	Ground	
	PLLVSS	2	PWR	PLL ground	
Total No. of pins		208			



IC41 : R2A15218FP



IC41 : R2A15218FP

PIN No.	Name	Function
23,21, 17,15, 11,9, 5,3	FROUT,FLOUT, COUT,SWOUT, SROUT, SLOUT, SBROUT,SBLOUT	Output pin of FL/FR/C/SW/SL/SR/SBL/SBR channel
24,20, 18,14, 12,8, 6,2	FRC,FLC, CC,SWC, SRC,SLC, SBRC,SBLC	Connects capacitor for reducing click noise of L/R/C/SW/SL/SR/SBL/SBR channel volume
4,7,10,16, 19,22,56	AGND	Analog ground of internal circuit
28,34	TREL, TRER	Frequency characteristic setting pin of L/R channel tone control (Treble)
26,27, 32,33	BASSL1,BASSL2 BASSR1,BASSR2	Frequency characteristic setting pin of L/R channel tone control (Bass)
30	AVCC	Positive power supply to internal circuit
43,42, 41,40, 39,38, 37,36	FRIN2, FLIN2, SRN2,SLIN2, SWIN2,CIN2, SBRIN2,SBLIN2	Input pin of L/R/C/SW/SL/SR/SBL/SBR channel (Multi IN 1/2)
93,94, 95,96, 97,98, 99,100	FLIN1, FRIN1, CIN1,SWIN1, SLIN1,SRIN1, SBLIN1,SBRIN1	
48	DGND	Digital ground of internal circuit
49	DATA	Input pin of control data
50	CLOCK	Input pin of control clock
52	AVEE	Negative power supply to internal circuit
59,61,63, 65,67,69, 71,73,79	INL1,INL2, INL3, INL4,INL5,INL6, INL7,INL8,INL9	Input pin of L/R channel (Input Selector)
58,60,62, 64,66,68, 70,72,78	INR1,INR2, INR3, INR4,INR5,INR6, INR7,INR8,INR9	
51	MUTE	Outside Mute Control PIN
44,45	SBRCIN,SBLCIN	Input pin for SBL/SBR channel Volume
46,47	SUBL,SUBR	Output pin for L/R channel SUB Output
54,55	ADCL, ADCR	Output pin for L/R channel ADC
90,91	RECR3,RECL3	Output pin for L/R channel REC Output
75,76, 81,82, 83,84, 85,86	INRA/RECR1,INLA/RECL1, INRB/RECR2,INLB/RECL2, INR10/RECR4,INL10/RECL4, INR11/RECR5,INL11/RECL5	Input pin of L/R channel (Input Selector)/ Output pin for L/R channel REC Output
1,13,25,29,31, 35,53, 57,74,77,80, 87,88,89,92	N.C.	No Connected PIN

IC51 : BU9450KV

No.	Name	Diagram	I/O		Note
			Slave Mode	Master Mode	
1	LSDP	G	I	O	
3	SC_TX_OUT	B	O	O	
5	SC_RX_IN	A	I	I	
6	RFU(I2C-SCL)	G	I	I	
7	RFU(I2C-SDA)	G	I	I	
9	ANT_REV	H	n/u	O	
11	RESET#	A	I	I	
12	SLAVE_SEL	A	I	I	
13	I2S_RATE	H	O	O	
14	LINKACTIVE	H	O	O	
15	COMM_TX_EN	G	O	O	
18	COMM_TXRX_P	D	I/O	I/O	This pin is shorted on the die with pin23.
19	COMM_TXRX_M	C	I/O	I/O	This pin is shorted on the die with pin22.
22	COMM_TXRX_M	C	I/O	I/O	This pin is shorted on the die with pin19.
23	COMM_TXRX_P	D	I/O	I/O	This pin is shorted on the die with pin18.
26	OSC_OUT	F	O	O	
27	N.C.	-	-	-	Not connected
28	OSC_IN	E	I	I	
29	SC_RATE	G	O	I	
30	TEST	A	I	I	Must be connected to ground.
31	TEST2	A	I	I	Must be connected to ground.
32	HSDP_DATA	G	I	O	
34	HSDP_CLK	G	I	O	
35	DT4_MODE	A	I	I	
36	HSDP_EN#	G	I	O	
37	I2S_DATA	G	I	O	
39	I2S_SCLK	G	I	O	
41	I2S_LRCLK	G	I	O	
43	I2S_OCLK	H	O	O	
44	MUTE	G	n/u	O	
45	SAII_CLK	G	O	I	
47	SAII_DATA	G	O	I	
48	SAII_REQ	G	I	O	

I: input, O: output
n/u: not used

Pin No.	Pin name	Function
4, 8, 17, 20, 33, 40, 46	VDD	3.3V Supply Voltage
2, 10, 16, 21, 24, 25, 38, 42	VSS	Ground

14. ELECTRICAL PARTS LIST

PARTS INFORMATION

RESISTORS

- 1) 00MGD05 x x x 140, Carbon film fixed resistor, ±5% 1/4W
- 2) 00MGD05 x x x 160, Carbon film fixed resistor, ±5% 1/6W

Examples ;

- ① Resistance value

0.1Ω 001	10Ω 100	1kΩ 102	100kΩ 104
0.5Ω 005	18Ω 180	2.7kΩ 272	680kΩ 684
1Ω 010	100Ω 101	10kΩ 103	1MΩ 105
6.8Ω 068	390Ω 391	22kΩ 223	4.7MΩ 475

Note : Please distinguish 1/4W from 1/6W by the shape of parts used actually.

CAPACITORS

CERAMIC CAP.

- 3) 00MDD1 x x x x 370, Ceramic capacitor
Disc type
Temp.coeff.P350 ~ N1000, 50V

Examples ;

- ② Tolerance (Capacity deviation)
 - ±0.25pF.....0
 - ±0.5pF.....1
 - ±5%.....5

* Tolerance of COMMON PARTS handled here are as follows :

- 0.5pF ~ 5pF ±0.25pF
- 6pF ~ 10pF ±0.5pF
- 12pF ~ 560pF ±5%

③ Capacity value

- | | | |
|----------------|---------------|----------------|
| 0.5pF 005 | 3pF 030 | 100pF 101 |
| 1pF 010 | 10pF 100 | 220pF 221 |
| 1.5pF 015 | 47pF 470 | 560pF 561 |

CERAMIC CAP.

- 4) 00MDK16 x x x 300, High dielectric constant ceramic capacitor
Disc type
Temp.chara. 2B4, 50V

Examples ;

- ④ Capacity value

100pF 101	1000pF 102	10000pF 103
470pF 471	2200pF 222	

ELECTROLY CAP. (⏏)

- 5) 00MEA x x x x x 10, Electrolytic capacitor
One-way lead type, Tolerance ±20%

Examples ;

- ⑤ Capacity value

0.1μF.....104	4.7μF475	100μF ... 107
0.33μF.....334	10μF 106	330μF ... 337
1μF.....105	22μF226	1100μF ... 118
		2200μF ... 228
- ⑥ Working voltage

6.3V.....006	25V025
10V.....010	35V035
16V.....016	50V050

FILM CAP. (⏏)

- 6) 00MDF15 x x x 350 Plastic film capacitor
One-way type, Mylar ±5% 50V
- 00MDF15 x x x 310 Plastic film capacitor
One-way type, Mylar ±10% 50V

Examples ;

- ⑦ Capacity value

0.001μF (1000pF) 102	0.1μF 104
0.0018μF.....182	0.56μF 564
0.01μF.....103	1μF 105
0.015μF.....153	

NOTE ON SAFETY FOR FUSIBLE RESISTOR :

The suppliers and their type numbers of fusible resistors are as follows;

1. KOA Corporation

- | Part No. (MJI) | Type No. (KOA) | Description |
|-------------------|----------------------|-------------|
| 00MNH05 x x x 140 | → RF25S x x x x ΩJ | (±5% 1/4W) |
| 00MNH05 x x x 120 | → RF50S x x x x ΩJ | (±5% 1/2W) |
| 00MNH85 x x x 110 | → RF73B2A x x x x ΩJ | (±5% 1/10W) |
| 00MNH95 x x x 140 | → RF73B2E x x x x ΩJ | (±5% 1/4W) |
- * Resistance value (0.1 – 10kΩ)

2. Matsushita Electronic Components Co., Ltd

- | Part No. (MJI) | Type No. (MEC) | Description |
|-------------------|------------------|-------------|
| 00MNF05 x x x 140 | → ERD-2FCJ x x x | (±5% 1/4W) |
| 00MRF05 x x x 140 | | |
| 00MNF02 x x x 140 | → ERD-2FCG x x x | (±2% 1/4W) |
| 00MRF02 x x x 140 | | |
- * Resistance value

Examples ;

- * Resistance value

0.1Ω 001	10Ω 100	1kΩ 102	100kΩ 104
0.5Ω 005	18Ω 180	2.7kΩ 272	680kΩ 684
1Ω 010	100Ω 101	10kΩ 103	1MΩ 105
6.8Ω 068	390Ω 391	22kΩ 223	4.7MΩ 475

ABBREVIATION AND MARKS

ANT. : ANTENNA	BATT. : BATTERY
CAP. : CAPACITOR	CER. : CERAMIC
CONN. : CONNECTING	DIG. : DIGITAL
HP : HEADPHONE	MIC. : MICROPHONE
μ-PRO : MICROPROCESSOR	REC. : RECORDING
RES. : RESISTOR	SPK : SPEAKER
SW : SWITCH	TRANSF. : TRANSFORMER
TRIM. : TRIMMING	TRS. : TRANSISTOR
VAR. : VARIABLE	X'TAL : CRYSTAL

NOTE ON FUSE :

Regarding to all parts of parts code 00MFS20xxx2xx, replace only with Wickmann-Werke GmbH, Type 372 non glass type fuse.

NOTE ON SAFETY :

Symbol **⚠** Fire or electrical shock hazard. Only original parts should be used to replaced any part marked with symbol **⚠**. Any other component substitution (other than original type), may increase risk of fire or electrical shock hazard.

安全上の注意 :

⚠がついている部品は、安全上重要な部品です。必ず指定されている部品番号の部品を使用して下さい。

P.W.B. NAME	POS. NO.	VERS. COLOR	PART NO. (FOR EUR)	PART NO. (MZ)	PART NAME	DESCRIPTION
AUX PWB (CUP12091Z-3)						
AUX	C152		nsp	nsp	CER. CAP.	0.1UF 50V Z CERAMIC CCBS1H104ZFT
AUX	C153		nsp	nsp	CER. CAP.	0.1UF 50V Z CERAMIC CCBS1H104ZFT
AUX	C156		nsp	nsp	CORD	SN95/PB5 0.6 C3A206
AUX	ET11		nsp	nsp	PLATE	EARTH PLETE SR6003 CMC1A354
AUX	ET12		nsp	nsp	PLATE	EARTH PLETE SR6003 CMC1A354
AUX	J169		nsp	nsp	CORD	SN95/PB5 0.6 C3A206
AUX	J170		nsp	nsp	CORD	SN95/PB5 0.6 C3A206
AUX	J171		nsp	nsp	CORD	SN95/PB5 0.6 C3A206
AUX	J172		nsp	nsp	CORD	SN95/PB5 0.6 C3A206
AUX	J173		nsp	nsp	CORD	SN95/PB5 0.6 C3A206
AUX	J174		nsp	nsp	CORD	SN95/PB5 0.6 C3A206
AUX	J175		nsp	nsp	CORD	SN95/PB5 0.6 C3A206
AUX	J176		nsp	nsp	CORD	SN95/PB5 0.6 C3A206
AUX	J177		nsp	nsp	CORD	SN95/PB5 0.6 C3A206
AUX	J5		nsp	nsp	CORD	WIRE ASSY CWE8102140RV
AUX	JK11		943643002080S	943643002080S	TERMINAL	S-VHS SILVER CJJ9M004Y
AUX	JK12		943643002090S	943643002090S	TERMINAL	CINCH JACK 3P SILVER CJJ4S028Y
BRIDGE DIODE 1 PWB (CUP12085Z)						
BRIDGE 1	BN15		nsp	nsp	CORD	5P WIRE ASSY 150MM CWB1E905150BM
BRIDGE 1	BN25		nsp	nsp	CORD	5P WIRE ASSY 50MM CWB1E905050BM
BRIDGE 1	▲D907		90M-HE200390R	90M-HE200390R	DIODE	! GBJ1006 HVDGBJ1006
BRIDGE 1	J970		nsp	nsp	CORD	SN95/PB5 0.6 C3A206
BRIDGE 1	J971		nsp	nsp	CORD	SN95/PB5 0.6 C3A206
BRIDGE DIODE 2 PWB (CUP12085Z)						
BRIDGE 2	BN21		nsp	nsp	CORD	WIRE ASSY CWB1E909080MM
BRIDGE 2	▲D901		90M-HE200350R	90M-HE200350R	DIODE	! GBJ1506 HVDGBJ1506
BRIDGE 2	J951		nsp	nsp	CORD	SN95/PB5 0.6 C3A206
BRIDGE 2	J952		nsp	nsp	CORD	SN95/PB5 0.6 C3A206
COMPONENT OUT 2 PWB (CUP12085Z)						
COMP 2	BN42		nsp	nsp	CORD	5P WIRE ASSY 50MM CWB1C905050EN
COMP 2	JK96		90M-YT003210R	90M-YT003210R	TERMINAL	CINCH 3P G/B/R SILVER CJJ4S030Z
DOWNLOADER CONNECTOR PWB (CUP12085Z)						
DL CONN	BK89		nsp	nsp	BRACKET	BRACKET FOR PWB CMD1A569
DL CONN	BN89		nsp	nsp	CORD	7P WIRE ASSY 50MM CWB1C907050EN
DL CONN	C953		nsp	nsp	CER. CAP.	0.1UF 50V Z CERAMIC CCBS1H104ZFT
DL CONN	C954		nsp	nsp	CER. CAP.	0.1UF 50V Z CERAMIC CCBS1H104ZFT
DL CONN	C955		nsp	nsp	CER. CAP.	0.1UF 50V Z CERAMIC CCBS1H104ZFT
DL CONN	C956		nsp	nsp	CER. CAP.	0.1UF 50V Z CERAMIC CCBS1H104ZFT
DL CONN	C957		nsp	nsp	CER. CAP.	0.1UF 50V Z CERAMIC CCBS1H104ZFT
DL CONN	C958		nsp	nsp	CER. CAP.	0.1UF 50V Z CERAMIC CCBS1H104ZFT
DL CONN	IC98		90M-HC108440R	90M-HC108440R	IC	ST202EBW RS-232C HVIST202EBW
DL CONN	J837		nsp	nsp	CORD	SN95/PB5 0.6 C3A206
DL CONN	J968		nsp	nsp	CORD	SN95/PB5 0.6 C3A206
DL CONN	J969		nsp	nsp	CORD	SN95/PB5 0.6 C3A206
DL CONN	JK95		90M-YT005040R	90M-YT005040R	TERMINAL	9P D-SUB MALE (RS-232C) SEMCO CJJ9V001Z
DL CONN	R920		nsp	nsp	CORD	SN95/PB5 0.6 C3A206
DL CONN	R921		nsp	nsp	RES.	1K OHM 1/6W J CARBON CRD20TJ102T
DL CONN	R922		nsp	nsp	RES.	1K OHM 1/6W J CARBON CRD20TJ102T
DL CONN	R923		nsp	nsp	RES.	12K OHM 1/6W J CARBON CRD20TJ123T
DL CONN	R924		nsp	nsp	RES.	10K OHM 1/6W J CARBON CRD20TJ103T
DL CONN	SW91		90M-SP001290R	90M-SP001290R	SW	SPUJ19XSM011 HSH2B018Z
DL CONN	SW92		90M-SS000710R	90M-SS000710R	SW	SLIDE SWITCH KSS2B016Z
FRONT PWB (CUP12091Z-1)						
FRONT	BK11		nsp	nsp	BRACKET	BRACKET FLT CMD1A468
FRONT	BK12		nsp	nsp	BRACKET	BRACKET FLT CMD1A468
FRONT	BN11		nsp	nsp	CORD	WIRE ASSY CWB2B905150EN
FRONT	BN13		nsp	nsp	CORD	WIRE ASSY CWB2B903150EN
FRONT	BN16		nsp	nsp	CORD	WIRE ASSY CWB2B905500EN
FRONT	C101		nsp	nsp	CER. CAP.	100PF 50V K CCBS1H101KBT
FRONT	C102		nsp	nsp	CER. CAP.	100PF 50V K CCBS1H101KBT
FRONT	C103		nsp	nsp	CER. CAP.	0.01UF 50V Z CCBS1H103ZFT
FRONT	C104		nsp	nsp	CER. CAP.	0.01UF 50V Z CCBS1H103ZFT
FRONT	C105		nsp	00MEJ10601640	ELECT CAP.	10UF 16V KS CCEA1CKS100T
FRONT	C106		nsp	00MEJ10601610	ELECT CAP.	100UF 16V KS CCEA1CKS101T
FRONT	C107		nsp	nsp	CER. CAP.	0.01UF 50V Z CCBS1H103ZFT
FRONT	C108		nsp	nsp	CER. CAP.	100PF 50V K CCBS1H101KBT

NOTE : "nsp" PART IS LISTED FOR REFERENCE ONLY, MARANTZ WILL NOT SUPPLY THESE PARTS.

P.W.B. NAME	POS. NO.	VERS. COLOR	PART NO. (FOR EUR)	PART NO. (MZ)	PART NAME	DESCRIPTION	
FRONT	C109		nsp	nsp	CER. CAP.	0.1UF 50V Z CERAMIC	CCBS1H104ZFT
FRONT	C110		nsp	nsp	CER. CAP.	0.1UF 50V Z CERAMIC	CCBS1H104ZFT
FRONT	C111		nsp	nsp	CER. CAP.	0.1UF 50V Z CERAMIC	CCBS1H104ZFT
FRONT	C112		nsp	90M-EJ000010R	ELECT CAP.	100UF 10V	CCEA1AKS101T
FRONT	C113		nsp	nsp	CER. CAP.	0.01UF 50V Z	CCBS1H103ZFT
FRONT	C114		nsp	nsp	CER. CAP.	0.01UF 50V Z	CCBS1H103ZFT
FRONT	C115		nsp	nsp	CER. CAP.	0.1UF 50V Z CERAMIC	CCBS1H104ZFT
FRONT	C116		nsp	nsp	CER. CAP.	0.1UF 50V Z CERAMIC	CCBS1H104ZFT
FRONT	C117		nsp	nsp	CER. CAP.	470PF 50V	CCBS1H471KBT
FRONT	C118		nsp	90M-EJ000050R	ELECT CAP.	4.7UF 50V	CCEA1HKS4R7T
FRONT	C119		nsp	90M-EJ000120R	ELECT CAP.	47UF 25V	CCEA1EKS470T
FRONT	C120		nsp	nsp	CER. CAP.	100PF 50V K	CCBS1H101KBT
FRONT	C121		nsp	nsp	CER. CAP.	0.1UF 50V Z CERAMIC	CCBS1H104ZFT
FRONT	C122		nsp	nsp	CER. CAP.	470PF 50V	CCBS1H471KBT
FRONT	C123		nsp	90M-EJ000050R	ELECT CAP.	4.7UF 50V	CCEA1HKS4R7T
FRONT	C124		nsp	nsp	CER. CAP.	0.1UF 50V Z CERAMIC	CCBS1H104ZFT
FRONT	C125		nsp	90M-EJ000020R	ELECT CAP.	22UF 16V	CCEA1CKS220T
FRONT	C126		nsp	nsp	CER. CAP.	0.022UF 50V Z CERAMIC	CCBS1H223ZFT
FRONT	C127		nsp	nsp	CER. CAP.	0.1UF 50V Z CERAMIC	CCBS1H104ZFT
FRONT	C128		nsp	00MEJ47601640	ELECT CAP.	47 UF 16V KS	CCEA1CKS470T
FRONT	C129		nsp	nsp	CER. CAP.	0.1UF 50V Z CERAMIC	CCBS1H104ZFT
FRONT	C130		nsp	nsp	CER. CAP.	100PF 50V K	CCBS1H101KBT
FRONT	C131		nsp	nsp	CER. CAP.	100PF 50V K	CCBS1H101KBT
FRONT	C132		nsp	nsp	CER. CAP.	100PF 50V K	CCBS1H101KBT
FRONT	C133		nsp	nsp	CER. CAP.	0.1UF 50V Z CERAMIC	CCBS1H104ZFT
FRONT	C135		nsp	nsp	CER. CAP.	0.022UF 50V Z CERAMIC	CCBS1H223ZFT
FRONT	C136		nsp	nsp	CER. CAP.	0.1UF 50V Z CERAMIC	CCBS1H104ZFT
FRONT	C137		nsp	90M-EJ000120R	ELECT CAP.	47UF 25V	CCEA1EKS470T
FRONT	C138		nsp	nsp	CER. CAP.	0.01UF 50V Z	CCBS1H103ZFT
FRONT	C139		nsp	nsp	CER. CAP.	470PF 50V	CCBS1H471KBT
FRONT	C140		nsp	90M-EJ000040R	ELECT CAP.	10UF 50V KS	CCEA1HKS100T
FRONT	C141		nsp	90M-EJ000040R	ELECT CAP.	10UF 50V KS	CCEA1HKS100T
FRONT	C142		nsp	nsp	CER. CAP.	470PF 50V	CCBS1H471KBT
FRONT	C143		nsp	00MEJ10505010	ELECT CAP.	1UF 50V	CCEA1HKS1R0T
FRONT	C144		nsp	00MEJ10505010	ELECT CAP.	1UF 50V	CCEA1HKS1R0T
FRONT	C145		nsp	00MEJ10505010	ELECT CAP.	1UF 50V	CCEA1HKS1R0T
FRONT	C151		nsp	00MOA10705020	ELECT CAP.	100UF 50V	CCEA1HH101T
FRONT	C154		nsp	nsp	CER. CAP.	0.1UF 50V Z CERAMIC	CCBS1H104ZFT
FRONT	C155		nsp	nsp	CER. CAP.	0.1UF 50V Z CERAMIC	CCBS1H104ZFT
FRONT	CN14		nsp	nsp	CONN.	7P ANGLE 2.5MM	CJP07GB03ZY
FRONT	CN15		nsp	nsp	CONN.	19P WAFER CARD CABLE	CJP19GA117ZY
FRONT	CN83		nsp	nsp	CONN.	9P ANGLE	CJP09GB46ZY
FRONT	D101		263710016400S	263710016400S	L.E.D.	SLI-325URT31W TP	CVDSL1325URT31WT055
FRONT	D102		90M-HI101190R	90M-HI101190R	L.E.D.	BLUE LED TOL-52CSBBCEAB2	CVD52CSBBCEAB2
FRONT	D106		nsp	00MHD20015210	DIODE	1SS133T-77	CVD1SS133MT
FRONT	D107		nsp	00MHD20015210	DIODE	1SS133T-77	CVD1SS133MT
FRONT	EN11		943663001560S	943663001560S	ROTARY SW	EC16B24T01D4ZZZ	CSR2A047Z
FRONT	EN12		90M-SR000270R	90M-SR000270R	ROTARY SW	EC16B12S0AD4ZZZ	HBR2A032Z
FRONT	FL11		943172003730M	943172003730M	DISPLAY	V.F.D. 17-ST-10GINK	CFL17ST10GINK
FRONT	IC11		00MHC10102090	00MHC10102090	IC	NJM2068MD-TE1	HVINJM2068MDTE1
FRONT	IC12		00MHC700400Z0	00MHC700400Z0	IC	TC74HCU04AFN	HVITC74HCU04AFN
FRONT	J101		nsp	nsp	CORD	SN95/PB5 0.6	C3A206
FRONT	J102		nsp	nsp	CORD	SN95/PB5 0.6	C3A206
FRONT	J103		nsp	nsp	CORD	SN95/PB5 0.6	C3A206
FRONT	J104		nsp	nsp	CORD	SN95/PB5 0.6	C3A206
FRONT	J105		nsp	nsp	CORD	SN95/PB5 0.6	C3A206
FRONT	J106		nsp	nsp	CORD	SN95/PB5 0.6	C3A206
FRONT	J107		nsp	nsp	CORD	SN95/PB5 0.6	C3A206
FRONT	J108		nsp	nsp	CORD	SN95/PB5 0.6	C3A206
FRONT	J109		nsp	nsp	CORD	SN95/PB5 0.6	C3A206
FRONT	J110		nsp	nsp	CORD	SN95/PB5 0.6	C3A206
FRONT	J111		nsp	nsp	CORD	SN95/PB5 0.6	C3A206
FRONT	J112		nsp	nsp	CORD	SN95/PB5 0.6	C3A206
FRONT	J113		nsp	nsp	CORD	SN95/PB5 0.6	C3A206
FRONT	J114		nsp	nsp	CORD	SN95/PB5 0.6	C3A206
FRONT	J115		nsp	nsp	CORD	SN95/PB5 0.6	C3A206
FRONT	J116		nsp	nsp	CORD	SN95/PB5 0.6	C3A206

NOTE : *nsp* PART IS LISTED FOR REFERENCE ONLY, MARANTZ WILL NOT SUPPLY THESE PARTS.

P.W.B. NAME	POS. NO.	VERS. COLOR	PART NO. (FOR EUR)	PART NO. (MZ)	PART NAME	DESCRIPTION	
FRONT	J117		nsp	nsp	CORD	SN95/PB5 0.6	C3A206
FRONT	J118		nsp	nsp	CORD	SN95/PB5 0.6	C3A206
FRONT	J119		nsp	nsp	CORD	SN95/PB5 0.6	C3A206
FRONT	J120		nsp	nsp	CORD	SN95/PB5 0.6	C3A206
FRONT	J121		nsp	nsp	CORD	SN95/PB5 0.6	C3A206
FRONT	J123		nsp	nsp	CORD	SN95/PB5 0.6	C3A206
FRONT	J124		nsp	nsp	CORD	SN95/PB5 0.6	C3A206
FRONT	J125		nsp	nsp	CORD	SN95/PB5 0.6	C3A206
FRONT	J126		nsp	nsp	CORD	SN95/PB5 0.6	C3A206
FRONT	J127		nsp	nsp	CORD	SN95/PB5 0.6	C3A206
FRONT	J128		nsp	nsp	CORD	SN95/PB5 0.6	C3A206
FRONT	J129		nsp	nsp	CORD	SN95/PB5 0.6	C3A206
FRONT	J130		nsp	nsp	CORD	SN95/PB5 0.6	C3A206
FRONT	J131		nsp	nsp	CORD	SN95/PB5 0.6	C3A206
FRONT	J132		nsp	nsp	CORD	SN95/PB5 0.6	C3A206
FRONT	J133		nsp	nsp	CORD	SN95/PB5 0.6	C3A206
FRONT	J134		nsp	nsp	CORD	SN95/PB5 0.6	C3A206
FRONT	J135		nsp	nsp	CORD	SN95/PB5 0.6	C3A206
FRONT	J136		nsp	nsp	CORD	SN95/PB5 0.6	C3A206
FRONT	J137		nsp	nsp	CORD	SN95/PB5 0.6	C3A206
FRONT	J138		nsp	nsp	CORD	SN95/PB5 0.6	C3A206
FRONT	J139		nsp	nsp	CORD	SN95/PB5 0.6	C3A206
FRONT	J140		nsp	nsp	CORD	SN95/PB5 0.6	C3A206
FRONT	J141		nsp	nsp	CORD	SN95/PB5 0.6	C3A206
FRONT	J142		nsp	nsp	CORD	SN95/PB5 0.6	C3A206
FRONT	J143		nsp	nsp	CORD	SN95/PB5 0.6	C3A206
FRONT	J144		nsp	nsp	CORD	SN95/PB5 0.6	C3A206
FRONT	J145		nsp	nsp	CORD	SN95/PB5 0.6	C3A206
FRONT	J146		nsp	nsp	CORD	SN95/PB5 0.6	C3A206
FRONT	J147		nsp	nsp	CORD	SN95/PB5 0.6	C3A206
FRONT	J148		nsp	nsp	CORD	SN95/PB5 0.6	C3A206
FRONT	J149		nsp	nsp	CORD	SN95/PB5 0.6	C3A206
FRONT	J150		nsp	nsp	CORD	SN95/PB5 0.6	C3A206
FRONT	J151		nsp	nsp	CORD	SN95/PB5 0.6	C3A206
FRONT	J152		nsp	nsp	CORD	SN95/PB5 0.6	C3A206
FRONT	J153		nsp	nsp	CORD	SN95/PB5 0.6	C3A206
FRONT	J154		nsp	nsp	CORD	SN95/PB5 0.6	C3A206
FRONT	J155		nsp	nsp	CORD	SN95/PB5 0.6	C3A206
FRONT	J156		nsp	nsp	CORD	SN95/PB5 0.6	C3A206
FRONT	J157		nsp	nsp	CORD	SN95/PB5 0.6	C3A206
FRONT	J158		nsp	nsp	CORD	SN95/PB5 0.6	C3A206
FRONT	J159		nsp	nsp	CORD	SN95/PB5 0.6	C3A206
FRONT	J160		nsp	nsp	CORD	SN95/PB5 0.6	C3A206
FRONT	J161		nsp	nsp	CORD	SN95/PB5 0.6	C3A206
FRONT	J162		nsp	nsp	CORD	SN95/PB5 0.6	C3A206
FRONT	J163		nsp	nsp	CORD	SN95/PB5 0.6	C3A206
FRONT	J164		nsp	nsp	CORD	SN95/PB5 0.6	C3A206
FRONT	J165		nsp	nsp	CORD	SN95/PB5 0.6	C3A206
FRONT	J166		nsp	nsp	CORD	SN95/PB5 0.6	C3A206
FRONT	J167		nsp	nsp	CORD	SN95/PB5 0.6	C3A206
FRONT	J168		nsp	nsp	CORD	SN95/PB5 0.6	C3A206
FRONT	J178		nsp	nsp	CORD	SN95/PB5 0.6	C3A206
FRONT	J179		nsp	nsp	CORD	SN95/PB5 0.6	C3A206
FRONT	J180		nsp	nsp	CORD	SN95/PB5 0.6	C3A206
FRONT	J181		nsp	nsp	CORD	SN95/PB5 0.6	C3A206
FRONT	J182		nsp	nsp	CORD	SN95/PB5 0.6	C3A206
FRONT	J183		nsp	nsp	CORD	SN95/PB5 0.6	C3A206
FRONT	J184		nsp	nsp	CORD	SN95/PB5 0.6	C3A206
FRONT	J185	F B	nsp	nsp	CORD	SN95/PB5 0.6	C3A206
FRONT	J185	/U1B	nsp	nsp	CORD	SN95/PB5 0.6	C3A206
FRONT	J186	F B	nsp	nsp	CORD	SN95/PB5 0.6	C3A206
FRONT	J186	/U1B	nsp	nsp	CORD	SN95/PB5 0.6	C3A206
FRONT	J187		nsp	nsp	CORD	SN95/PB5 0.6	C3A206
FRONT	J3		nsp	nsp	CORD	WIRE ASSY	CWE8102140RV
FRONT	J4		nsp	nsp	CORD	WIRE ASSY	CWE8102100RV
FRONT	Q101		00MBA10001000	00MBA10001000	TRS.	KRA102M	HVTKRA102MT
FRONT	Q102		00MBA10001000	00MBA10001000	TRS.	KRA102M	HVTKRA102MT

NOTE : "nsp" PART IS LISTED FOR REFERENCE ONLY, MARANTZ WILL NOT SUPPLY THESE PARTS.

P.W.B. NAME	POS. NO.	VERS. COLOR	PART NO. (FOR EUR)	PART NO. (MZ)	PART NAME	DESCRIPTION
FRONT	Q103		00MBA10001000	00MBA10001000	TRS.	KRA102M HVTKRA102MT
FRONT	Q105		00MHT800931A0	00MHT800931A0	TRS.	KTC3200GR HVTKTC3200GRT
FRONT	Q106		00MHT800931A0	00MHT800931A0	TRS.	KTC3200GR HVTKTC3200GRT
FRONT	Q107		00MHT800931A0	00MHT800931A0	TRS.	KTC3200GR HVTKTC3200GRT
FRONT	R101		nsp	nsp	RES.	10K OHM 1/6W J CARBON CRD20TJ103T
FRONT	R102		nsp	nsp	RES.	10K OHM 1/6W J CARBON CRD20TJ103T
FRONT	R103		nsp	nsp	RES.	10K OHM 1/6W J CARBON CRD20TJ103T
FRONT	R104		nsp	nsp	RES.	10K OHM 1/6W J CARBON CRD20TJ103T
FRONT	R105		nsp	nsp	RES.	1.5K OHM 1/6W J CARBON CRD20TJ152T
FRONT	R106		nsp	nsp	RES.	5.6K OHM 1/6W J CARBON CRD20TJ562T
FRONT	R107		nsp	nsp	RES.	2.7K OHM 1/6W J CARBON CRD20TJ272T
FRONT	R108		nsp	nsp	RES.	2.2K OHM 1/6W J CARBON CRD20TJ222T
FRONT	R109		nsp	nsp	RES.	1.5K OHM 1/6W J CARBON CRD20TJ152T
FRONT	R110		nsp	nsp	RES.	1K OHM 1/6W J CARBON CRD20TJ102T
FRONT	R111		nsp	nsp	RES.	820 OHM 1/6W J CARBON CRD20TJ821T
FRONT	R112		nsp	nsp	RES.	560 OHM 1/6W J CARBON CRD20TJ561T
FRONT	R113		nsp	nsp	RES.	680 OHM 1/6W J CARBON CRD20TJ681T
FRONT	R114		nsp	nsp	RES.	5.6K OHM 1/6W J CARBON CRD20TJ562T
FRONT	R115		nsp	nsp	RES.	2.7K OHM 1/6W J CARBON CRD20TJ272T
FRONT	R116		nsp	nsp	RES.	2.2K OHM 1/6W J CARBON CRD20TJ222T
FRONT	R117		nsp	nsp	RES.	1.5K OHM 1/6W J CARBON CRD20TJ152T
FRONT	R118		nsp	nsp	RES.	1K OHM 1/6W J CARBON CRD20TJ102T
FRONT	R119		nsp	nsp	RES.	820 OHM 1/6W J CARBON CRD20TJ821T
FRONT	R120		nsp	nsp	RES.	560 OHM 1/6W J CARBON CRD20TJ561T
FRONT	R121		nsp	nsp	RES.	680 OHM 1/6W J CARBON CRD20TJ681T
FRONT	R122		nsp	nsp	RES.	5.6K OHM 1/6W J CARBON CRD20TJ562T
FRONT	R123		nsp	nsp	RES.	2.7K OHM 1/6W J CARBON CRD20TJ272T
FRONT	R124		nsp	nsp	RES.	2.2K OHM 1/6W J CARBON CRD20TJ222T
FRONT	R125		nsp	nsp	RES.	1.5K OHM 1/6W J CARBON CRD20TJ152T
FRONT	R126		nsp	nsp	RES.	1K OHM 1/6W J CARBON CRD20TJ102T
FRONT	R127		nsp	nsp	RES.	820 OHM 1/6W J CARBON CRD20TJ821T
FRONT	R128		nsp	nsp	RES.	560 OHM 1/6W J CARBON CRD20TJ561T
FRONT	R129		nsp	nsp	RES.	680 OHM 1/6W J CARBON CRD20TJ681T
FRONT	R130		nsp	nsp	RES.	100 OHM 1/6W J CARBON CRD20TJ101T
FRONT	R132		nsp	nsp	RES.	10K OHM 1/6W J CARBON CRD20TJ103T
FRONT	R133		nsp	nsp	RES.	10K OHM 1/6W J CARBON CRD20TJ103T
FRONT	R134		nsp	nsp	RES.	10K OHM 1/6W J CARBON CRD20TJ103T
FRONT	R135		nsp	nsp	RES.	10K OHM 1/6W J CARBON CRD20TJ103T
FRONT	R136		nsp	nsp	RES.	220 OHM 1/6W J CARBON CRD20TJ221T
FRONT	R137		nsp	nsp	RES.	10K OHM 1/6W J CARBON CRD20TJ103T
FRONT	R139		nsp	nsp	RES.	47K OHM 1/6W J CARBON CRD20TJ473T
FRONT	R140		nsp	nsp	RES.	220 OHM 1/6W J CARBON CRD20TJ221T
FRONT	R141		nsp	nsp	RES.	330 OHM 1/6W J CARBON CRD20TJ331T
FRONT	R142		nsp	nsp	RES.	12K OHM 1/6W J CARBON CRD20TJ123T
FRONT	R143		nsp	nsp	RES.	47K OHM 1/6W J CARBON CRD20TJ473T
FRONT	R144		nsp	nsp	RES.	220 OHM 1/6W J CARBON CRD20TJ221T
FRONT	R145		nsp	nsp	RES.	4.7K OHM 1/6W J CARBON CRD20TJ472T
FRONT	R146		nsp	nsp	RES.	2.2K OHM 1/6W J CARBON CRD20TJ222T
FRONT	R147		nsp	nsp	RES.	4.7K OHM 1/6W J CARBON CRD20TJ472T
FRONT	R148		nsp	nsp	RES.	4.7K OHM 1/6W J CARBON CRD20TJ472T
FRONT	R149		nsp	nsp	RES.	470 OHM 1/6W J CARBON CRD20TJ471T
FRONT	R150		nsp	nsp	RES.	10 OHM 1/6W J CARBON CRD20TJ100T
FRONT	R151		nsp	nsp	RES.	10 OHM 1/6W J CARBON CRD20TJ100T
FRONT	R152		nsp	nsp	RES.	47 OHM 1/6W J CARBON CRD20TJ470T
FRONT	R153		nsp	nsp	RES.	47 OHM 1/6W J CARBON CRD20TJ470T
FRONT	R154		nsp	nsp	RES.	47 OHM 1/6W J CARBON CRD20TJ470T
FRONT	R156		nsp	nsp	RES.	10 OHM 1/6W J CARBON CRD20TJ100T
FRONT	R157		nsp	nsp	RES.	12K OHM 1/6W J CARBON CRD20TJ123T
FRONT	R158		nsp	nsp	RES.	100 OHM 1/6W J CARBON CRD20TJ101T
FRONT	R159		nsp	nsp	RES.	10K OHM 1/6W J CARBON CRD20TJ103T
FRONT	R160		nsp	nsp	RES.	100K OHM 1/6W J CARBON CRD20TJ104T
FRONT	R161		nsp	nsp	RES.	100 OHM 1/6W J CARBON CRD20TJ101T
FRONT	R162		nsp	nsp	RES.	33K OHM 1/6W J CARBON CRD20TJ333T
FRONT	R163		nsp	nsp	RES.	33K OHM 1/6W J CARBON CRD20TJ333T
FRONT	R164		nsp	nsp	RES.	33K OHM 1/6W J CARBON CRD20TJ333T
FRONT	R165		nsp	nsp	RES.	100 OHM 1/6W J CARBON CRD20TJ101T
FRONT	R166		nsp	nsp	RES.	100K OHM 1/6W J CARBON CRD20TJ104T

NOTE : "nsp" PART IS LISTED FOR REFERENCE ONLY, MARANTZ WILL NOT SUPPLY THESE PARTS.

P.W.B. NAME	POS. NO.	VERS. COLOR	PART NO. (FOR EUR)	PART NO. (MZ)	PART NAME	DESCRIPTION	
FRONT	R167		nsp	nsp	RES.	100 OHM 1/6W J CARBON	CRD20TJ101T
FRONT	R168		nsp	nsp	RES.	100K OHM 1/6W J CARBON	CRD20TJ104T
FRONT	R169		nsp	nsp	RES.	33 OHM 1/6W J CARBON	CRD20TJ330T
FRONT	R170		nsp	nsp	RES.	4.7K OHM 1/6W J CARBON	CRD20TJ472T
FRONT	R171		nsp	nsp	RES.	100K OHM 1/6W J CARBON	CRD20TJ104T
FRONT	R173		nsp	nsp	RES.	10 OHM 1/6W J CARBON	CRD20TJ100T
FRONT	R174		nsp	nsp	RES.	33 OHM 1/6W J CARBON	CRD20TJ330T
FRONT	R175		nsp	nsp	RES.	82K OHM 1/6W J CARBON	CRD20TJ823T
FRONT	R176		nsp	nsp	RES.	100 OHM 1/6W J CARBON	CRD20TJ101T
FRONT	R177		nsp	nsp	RES.	82K OHM 1/6W J CARBON	CRD20TJ823T
FRONT	R178		nsp	nsp	RES.	100 OHM 1/6W J CARBON	CRD20TJ101T
FRONT	R179		nsp	nsp	RES.	75 OHM 1/6W J CARBON	CRD20TJ750T
FRONT	R180		nsp	nsp	RES.	75 OHM 1/6W J CARBON	CRD20TJ750T
FRONT	R181		nsp	nsp	RES.	75 OHM 1/6W J CARBON	CRD20TJ750T
FRONT	RC11		90M-HW100650R	90M-HW100650R	PHOTO UNIT	RPM6936-H4	HRVRPM6936H4
FRONT	SW11		90M-SP001210R	90M-SP001210R	SW	SKHV10910G TACT	CST1A012ZT
FRONT	SW12		90M-SP001210R	90M-SP001210R	SW	SKHV10910G TACT	CST1A012ZT
FRONT	SW13		90M-SP001210R	90M-SP001210R	SW	SKHV10910G TACT	CST1A012ZT
FRONT	SW14		90M-SP001210R	90M-SP001210R	SW	SKHV10910G TACT	CST1A012ZT
FRONT	SW15		90M-SP001210R	90M-SP001210R	SW	SKHV10910G TACT	CST1A012ZT
FRONT	SW16		90M-SP001210R	90M-SP001210R	SW	SKHV10910G TACT	CST1A012ZT
FRONT	SW17		90M-SP001210R	90M-SP001210R	SW	SKHV10910G TACT	CST1A012ZT
FRONT	SW18		90M-SP001210R	90M-SP001210R	SW	SKHV10910G TACT	CST1A012ZT
FRONT	SW19		90M-SP001210R	90M-SP001210R	SW	SKHV10910G TACT	CST1A012ZT
FRONT	SW20		90M-SP001210R	90M-SP001210R	SW	SKHV10910G TACT	CST1A012ZT
FRONT	SW21		90M-SP001210R	90M-SP001210R	SW	SKHV10910G TACT	CST1A012ZT
FRONT	SW22		90M-SP001210R	90M-SP001210R	SW	SKHV10910G TACT	CST1A012ZT
FRONT	SW23		90M-SP001210R	90M-SP001210R	SW	SKHV10910G TACT	CST1A012ZT
FRONT	SW24		90M-SP001210R	90M-SP001210R	SW	SKHV10910G TACT	CST1A012ZT
FRONT	SW25		90M-SP001210R	90M-SP001210R	SW	SKHV10910G TACT	CST1A012ZT
FRONT	SW26	F B	nsp	90M-SP001210R	SW	SKHV10910G TACT	CST1A012ZT
FRONT	SW26	/U1B	nsp	90M-SP001210R	SW	SKHV10910G TACT	CST1A012ZT
					H/P PWB (CUP12091Z-2)		
H/P	BN87		nsp	nsp	CORD	5P WIRE ASSY 550MM	CWZSR5003BN87A
H/P	BN87-1		90M-FC500040R	90M-FC500040R	FERRITE CORE	FERRITE CORE(21.2X6.4X12.7) K5C T	CLZ9Z028Z
H/P	BN87-2		nsp	nsp	CORD	5P WIRE ASSY 550MM	CWZSR5003BN87
H/P	C147		nsp	nsp	CER. CAP.	0.1UF 50V Z CERAMIC	CCBS1H104ZFT
H/P	C148		nsp	nsp	CER. CAP.	0.1UF 50V Z CERAMIC	CCBS1H104ZFT
H/P	C149		nsp	nsp	CER. CAP.	100PF 50V K	CCBS1H101KBT
H/P	C150		nsp	nsp	CER. CAP.	100PF 50V K	CCBS1H101KBT
H/P	C157		nsp	nsp	CER. CAP.	0.1UF 50V Z CERAMIC	CCBS1H104ZFT
H/P	CN11		nsp	nsp	CONN.	5P STRAIGHT 20017WS-05	CJP05GA19ZY
H/P	CN13		nsp	nsp	CONN.	3P STRAIGHT 20017WS-03	CJP03GA19ZY
H/P	D108		nsp	00MHD20015210	DIODE	1SS133T-77	CVD1SS133MT
H/P	D109		nsp	00MHD20015210	DIODE	1SS133T-77	CVD1SS133MT
H/P	D110		nsp	00MHD20015210	DIODE	1SS133T-77	CVD1SS133MT
H/P	D111		nsp	00MHD20015210	DIODE	1SS133T-77	CVD1SS133MT
H/P	ET13		nsp	nsp	PLATE	EARTH PLETE SR6003	CMC1A354
H/P	ET14		nsp	nsp	PLATE	EARTH PLETE SR6003	CMC1A354
H/P	J7		nsp	nsp	CORD	WIRE ASSY	CWE8102140RV
H/P	JK13		90M-YT003550R	90M-YT003550R	TERMINAL	TC38-160-02	HJJ2E027Z
H/P	JK14		90M-YT004500R	90M-YT004500R	TERMINAL	JACK SILVER PJ-612A-51	CJJ2E026Z
H/P	JK15		90M-YT005030R	90M-YT005030R	OPT. CONN.	TORX177L	HJSTORX177L
H/P	L101		90M-FN000090R	90M-FN000090R	EMI FILTER	BEAD	KLZ9H001Z
H/P	R182		nsp	nsp	RES.	470 OHM 1/6W J CARBON	CRD20TJ471T
H/P	R183		nsp	nsp	RES.	330 OHM 1W METAL OXIDE FILM	CRG1ANJ331H
H/P	R184		nsp	nsp	RES.	4.7K OHM 1/6W J CARBON	CRD20TJ472T
H/P	R185		nsp	nsp	RES.	330 OHM 1W METAL OXIDE FILM	CRG1ANJ331H
					HDMI PWB (CUP12088Z)		
HDMI	BK71		nsp	nsp	BRACKET	BRACKET FOR PWB	CMD1A569
HDMI	BK72		nsp	nsp	BRACKET	BRACKET FOR PWB	CMD1A569
HDMI	BN20		nsp	nsp	CORD	5P WIRE ASSY 180MM	CWB1E905180BM
HDMI	C101		nsp	00MDK96104300	CER. CAP.	0.1UF 50V K	CCUS1H104KC
HDMI	C102		nsp	00MDK96104300	CER. CAP.	0.1UF 50V K	CCUS1H104KC
HDMI	C103		nsp	00MDK96104300	CER. CAP.	0.1UF 50V K	CCUS1H104KC
HDMI	C104		nsp	00MOA47602520	ELECT CAP.	47UF 25V	CCEA1EH470T
HDMI	C105		nsp	00MDK96104300	CER. CAP.	0.1UF 50V K	CCUS1H104KC

NOTE : "nsp" PART IS LISTED FOR REFERENCE ONLY, MARANTZ WILL NOT SUPPLY THESE PARTS.

P.W.B. NAME	POS. NO.	VERS. COLOR	PART NO. (FOR EUR)	PART NO. (MZ)	PART NAME	DESCRIPTION
HDMI	C106		nsp	00MDK96104300	CER. CAP.	0.1UF 50V K CCUS1H104KC
HDMI	C107		nsp	00MDK96104300	CER. CAP.	0.1UF 50V K CCUS1H104KC
HDMI	C108		nsp	00MDK96104300	CER. CAP.	0.1UF 50V K CCUS1H104KC
HDMI	C109		nsp	00MDK96104300	CER. CAP.	0.1UF 50V K CCUS1H104KC
HDMI	C110		nsp	00MDK96104300	CER. CAP.	0.1UF 50V K CCUS1H104KC
HDMI	C111		nsp	00MDK96104300	CER. CAP.	0.1UF 50V K CCUS1H104KC
HDMI	C112		nsp	00MDK96104300	CER. CAP.	0.1UF 50V K CCUS1H104KC
HDMI	C113		nsp	00MDK96104300	CER. CAP.	0.1UF 50V K CCUS1H104KC
HDMI	C114		nsp	00MDK96104300	CER. CAP.	0.1UF 50V K CCUS1H104KC
HDMI	C115		nsp	00MDK96104300	CER. CAP.	0.1UF 50V K CCUS1H104KC
HDMI	C116		nsp	00MOA47602520	ELECT CAP.	47UF 25V CCEA1EH470T
HDMI	C117		nsp	00MDK96104300	CER. CAP.	0.1UF 50V K CCUS1H104KC
HDMI	C118		nsp	00MOA47602520	ELECT CAP.	47UF 25V CCEA1EH470T
HDMI	C119		nsp	00MDK96104300	CER. CAP.	0.1UF 50V K CCUS1H104KC
HDMI	C120		nsp	00MDK96104300	CER. CAP.	0.1UF 50V K CCUS1H104KC
HDMI	C121		nsp	00MDK96104300	CER. CAP.	0.1UF 50V K CCUS1H104KC
HDMI	C122		nsp	00MDK96104300	CER. CAP.	0.1UF 50V K CCUS1H104KC
HDMI	C123		nsp	00MDK96104300	CER. CAP.	0.1UF 50V K CCUS1H104KC
HDMI	C124		nsp	00MDK96104300	CER. CAP.	0.1UF 50V K CCUS1H104KC
HDMI	C125		nsp	00MDK96104300	CER. CAP.	0.1UF 50V K CCUS1H104KC
HDMI	C201		nsp	00MOA47602520	ELECT CAP.	47UF 25V CCEA1EH470T
HDMI	C202		nsp	00MDK96104300	CER. CAP.	0.1UF 50V K CCUS1H104KC
HDMI	C203		nsp	00MOA47602520	ELECT CAP.	47UF 25V CCEA1EH470T
HDMI	C204		nsp	00MDK96104300	CER. CAP.	0.1UF 50V K CCUS1H104KC
HDMI	C205		nsp	00MDK96104300	CER. CAP.	0.1UF 50V K CCUS1H104KC
HDMI	C206		nsp	00MDK96104300	CER. CAP.	0.1UF 50V K CCUS1H104KC
HDMI	C207		nsp	00MDK96104300	CER. CAP.	0.1UF 50V K CCUS1H104KC
HDMI	C208		nsp	00MDK96104300	CER. CAP.	0.1UF 50V K CCUS1H104KC
HDMI	C209		nsp	00MDK96104300	CER. CAP.	0.1UF 50V K CCUS1H104KC
HDMI	C210		nsp	00MDK96104300	CER. CAP.	0.1UF 50V K CCUS1H104KC
HDMI	C211		nsp	00MDK96104300	CER. CAP.	0.1UF 50V K CCUS1H104KC
HDMI	C212		nsp	00MDK96104300	CER. CAP.	0.1UF 50V K CCUS1H104KC
HDMI	C213		nsp	00MDK96104300	CER. CAP.	0.1UF 50V K CCUS1H104KC
HDMI	C214		nsp	00MDK96104300	CER. CAP.	0.1UF 50V K CCUS1H104KC
HDMI	C215		nsp	00MDK96104300	CER. CAP.	0.1UF 50V K CCUS1H104KC
HDMI	C216		nsp	00MOA47602520	ELECT CAP.	47UF 25V CCEA1EH470T
HDMI	C217		nsp	00MDK96104300	CER. CAP.	0.1UF 50V K CCUS1H104KC
HDMI	C218		nsp	00MDK96104300	CER. CAP.	0.1UF 50V K CCUS1H104KC
HDMI	C219		nsp	00MDK96104300	CER. CAP.	0.1UF 50V K CCUS1H104KC
HDMI	C220		nsp	00MDK96104300	CER. CAP.	0.1UF 50V K CCUS1H104KC
HDMI	C221		nsp	00MDK96104300	CER. CAP.	0.1UF 50V K CCUS1H104KC
HDMI	C222		nsp	00MDD95270300	CER. CAP.	27PF 50V JA CCUS1H270JA
HDMI	C223		nsp	00MDD95270300	CER. CAP.	27PF 50V JA CCUS1H270JA
HDMI	C224		nsp	00MDK96104300	CER. CAP.	0.1UF 50V K CCUS1H104KC
HDMI	C225		nsp	00MOA47602520	ELECT CAP.	47UF 25V CCEA1EH470T
HDMI	C226		nsp	00MDK96104300	CER. CAP.	0.1UF 50V K CCUS1H104KC
HDMI	C227		nsp	00MOA47602520	ELECT CAP.	47UF 25V CCEA1EH470T
HDMI	C228		nsp	00MDK96104300	CER. CAP.	0.1UF 50V K CCUS1H104KC
HDMI	C229		nsp	00MDK96104300	CER. CAP.	0.1UF 50V K CCUS1H104KC
HDMI	C230		nsp	00MDK96104300	CER. CAP.	0.1UF 50V K CCUS1H104KC
HDMI	C231		nsp	00MDK96104300	CER. CAP.	0.1UF 50V K CCUS1H104KC
HDMI	C232		nsp	00MDK96104300	CER. CAP.	0.1UF 50V K CCUS1H104KC
HDMI	C233		nsp	00MDK96104300	CER. CAP.	0.1UF 50V K CCUS1H104KC
HDMI	C234		nsp	00MDK96104300	CER. CAP.	0.1UF 50V K CCUS1H104KC
HDMI	C235		nsp	00MDK96104300	CER. CAP.	0.1UF 50V K CCUS1H104KC
HDMI	C236		nsp	00MDK96104300	CER. CAP.	0.1UF 50V K CCUS1H104KC
HDMI	C237		nsp	00MDK96104300	CER. CAP.	0.1UF 50V K CCUS1H104KC
HDMI	C238		nsp	00MOA47602520	ELECT CAP.	47UF 25V CCEA1EH470T
HDMI	C239		nsp	00MDK96104300	CER. CAP.	0.1UF 50V K CCUS1H104KC
HDMI	C240		nsp	00MOA47602520	ELECT CAP.	47UF 25V CCEA1EH470T
HDMI	C241		nsp	00MDK96104300	CER. CAP.	0.1UF 50V K CCUS1H104KC
HDMI	C242		nsp	00MDK96104300	CER. CAP.	0.1UF 50V K CCUS1H104KC
HDMI	C243		nsp	00MDK96104300	CER. CAP.	0.1UF 50V K CCUS1H104KC
HDMI	C244		nsp	00MDK96104300	CER. CAP.	0.1UF 50V K CCUS1H104KC
HDMI	C245		nsp	00MDK96104300	CER. CAP.	0.1UF 50V K CCUS1H104KC
HDMI	C246		nsp	00MDK96104300	CER. CAP.	0.1UF 50V K CCUS1H104KC
HDMI	C249		nsp	00MOA47602520	ELECT CAP.	47UF 25V CCEA1EH470T

NOTE : "nsp" PART IS LISTED FOR REFERENCE ONLY, MARANTZ WILL NOT SUPPLY THESE PARTS.

P.W.B. NAME	POS. NO.	VERS. COLOR	PART NO. (FOR EUR)	PART NO. (MZ)	PART NAME	DESCRIPTION
HDMI	C250		nsp	00MDK96104300	CER. CAP.	0.1UF 50V K CCUS1H104KC
HDMI	C251		nsp	00MOA47602520	ELECT CAP.	47UF 25V CCEA1EH470T
HDMI	C252		nsp	00MDK96104300	CER. CAP.	0.1UF 50V K CCUS1H104KC
HDMI	C253		nsp	00MDK96104300	CER. CAP.	0.1UF 50V K CCUS1H104KC
HDMI	C254		nsp	00MDK96104300	CER. CAP.	0.1UF 50V K CCUS1H104KC
HDMI	C255		nsp	00MDK96104300	CER. CAP.	0.1UF 50V K CCUS1H104KC
HDMI	C256		nsp	00MDK96104300	CER. CAP.	0.1UF 50V K CCUS1H104KC
HDMI	C257		nsp	00MDK96104300	CER. CAP.	0.1UF 50V K CCUS1H104KC
HDMI	C258		nsp	00MDK96104300	CER. CAP.	0.1UF 50V K CCUS1H104KC
HDMI	C259		nsp	00MDK96104300	CER. CAP.	0.1UF 50V K CCUS1H104KC
HDMI	C260		nsp	00MDK96104300	CER. CAP.	0.1UF 50V K CCUS1H104KC
HDMI	C261		nsp	00MDK96104300	CER. CAP.	0.1UF 50V K CCUS1H104KC
HDMI	C262		nsp	00MDK96104300	CER. CAP.	0.1UF 50V K CCUS1H104KC
HDMI	C263		nsp	00MDK96104300	CER. CAP.	0.1UF 50V K CCUS1H104KC
HDMI	C266		nsp	00MNN05103610	CHIP RES.	10K OHM 1/10W J CRJ10DJ103T
HDMI	C267		nsp	00MDK96104300	CER. CAP.	0.1UF 50V K CCUS1H104KC
HDMI	C268		nsp	00MDK96104300	CER. CAP.	0.1UF 50V K CCUS1H104KC
HDMI	C269		nsp	00MDK96104300	CER. CAP.	0.1UF 50V K CCUS1H104KC
HDMI	C270		nsp	00MDK96104300	CER. CAP.	0.1UF 50V K CCUS1H104KC
HDMI	C271		nsp	00MDK96104300	CER. CAP.	0.1UF 50V K CCUS1H104KC
HDMI	C272		nsp	00MOA47602520	ELECT CAP.	47UF 25V CCEA1EH470T
HDMI	C273		nsp	00MDK96104300	CER. CAP.	0.1UF 50V K CCUS1H104KC
HDMI	C274		nsp	00MOA47602520	ELECT CAP.	47UF 25V CCEA1EH470T
HDMI	C275		nsp	00MDK96104300	CER. CAP.	0.1UF 50V K CCUS1H104KC
HDMI	C276		nsp	00MOA47602520	ELECT CAP.	47UF 25V CCEA1EH470T
HDMI	C277		nsp	00MDK96104300	CER. CAP.	0.1UF 50V K CCUS1H104KC
HDMI	C278		nsp	00MOA47602520	ELECT CAP.	47UF 25V CCEA1EH470T
HDMI	C279		nsp	00MDK96104300	CER. CAP.	0.1UF 50V K CCUS1H104KC
HDMI	C280		nsp	00MDD90010300	CER. CAP.	1 PF 50V CCUS1H1R0CA
HDMI	C281		nsp	00MDD90010300	CER. CAP.	1 PF 50V CCUS1H1R0CA
HDMI	C282		nsp	00MDD90010300	CER. CAP.	1 PF 50V CCUS1H1R0CA
HDMI	C283		nsp	00MDD90010300	CER. CAP.	1 PF 50V CCUS1H1R0CA
HDMI	C284		nsp	00MDD90010300	CER. CAP.	1 PF 50V CCUS1H1R0CA
HDMI	C285		nsp	00MDD90010300	CER. CAP.	1 PF 50V CCUS1H1R0CA
HDMI	C286		nsp	00MDD90010300	CER. CAP.	1 PF 50V CCUS1H1R0CA
HDMI	C287		nsp	00MDD90010300	CER. CAP.	1 PF 50V CCUS1H1R0CA
HDMI	C288		nsp	00MDK96104300	CER. CAP.	0.1UF 50V K CCUS1H104KC
HDMI	C289		nsp	00MOA10505020	ELECT CAP.	1UF 50V CCEA1HH1R0T
HDMI	C290		nsp	00MDK96104300	CER. CAP.	0.1UF 50V K CCUS1H104KC
HDMI	C291		nsp	00MOA10605020	ELECT CAP.	10UF 50V CCEA1HH100T
HDMI	C293		nsp	00MDK96104300	CER. CAP.	0.1UF 50V K CCUS1H104KC
HDMI	C294		nsp	00MDK96104300	CER. CAP.	0.1UF 50V K CCUS1H104KC
HDMI	C295		nsp	00MDK96104300	CER. CAP.	0.1UF 50V K CCUS1H104KC
HDMI	C296		nsp	00MDK96104300	CER. CAP.	0.1UF 50V K CCUS1H104KC
HDMI	C301		nsp	00MDK96104300	CER. CAP.	0.1UF 50V K CCUS1H104KC
HDMI	C302		nsp	00MOA33701020	ELECT CAP.	330UF/ 10V CCEA1AH331T
HDMI	C303		nsp	00MDK96104300	CER. CAP.	0.1UF 50V K CCUS1H104KC
HDMI	C304		nsp	00MOA10701620	ELECT CAP.	100UF 16V CCEA1CH101T
HDMI	C305		nsp	00MDK96104300	CER. CAP.	0.1UF 50V K CCUS1H104KC
HDMI	C306		nsp	00MDK96104300	CER. CAP.	0.1UF 50V K CCUS1H104KC
HDMI	C307		nsp	00MDK96104300	CER. CAP.	0.1UF 50V K CCUS1H104KC
HDMI	C308		nsp	00MDK96104300	CER. CAP.	0.1UF 50V K CCUS1H104KC
HDMI	C309		nsp	00MDK96104300	CER. CAP.	0.1UF 50V K CCUS1H104KC
HDMI	C310		nsp	00MDK96104300	CER. CAP.	0.1UF 50V K CCUS1H104KC
HDMI	C311		nsp	00MDK96102300	CER. CAP.	1000PF 50V KC CCUS1H102KC
HDMI	C312		nsp	00MDK96104300	CER. CAP.	0.1UF 50V K CCUS1H104KC
HDMI	C315		nsp	00MDK96104300	CER. CAP.	0.1UF 50V K CCUS1H104KC
HDMI	C316		nsp	00MDK96104300	CER. CAP.	0.1UF 50V K CCUS1H104KC
HDMI	C317		nsp	00MDK96104300	CER. CAP.	0.1UF 50V K CCUS1H104KC
HDMI	C318		nsp	00MDK96104300	CER. CAP.	0.1UF 50V K CCUS1H104KC
HDMI	C319		nsp	00MDK96104300	CER. CAP.	0.1UF 50V K CCUS1H104KC
HDMI	C320		nsp	00MDD95470300	CER. CAP.	47PF 50V JA CCUS1H470JA
HDMI	C321		nsp	00MDD95470300	CER. CAP.	47PF 50V JA CCUS1H470JA
HDMI	C322		nsp	00MDK96104300	CER. CAP.	0.1UF 50V K CCUS1H104KC
HDMI	C323		nsp	90M-DK900100R	CER. CAP.	0.082UF 50V K CCUS1H823KC
HDMI	C324		nsp	00MDK96103300	CER. CAP.	0.01UF 50V KC CCUS1H103KC
HDMI	C325		nsp	00MDK96104300	CER. CAP.	0.1UF 50V K CCUS1H104KC

NOTE : "nsp" PART IS LISTED FOR REFERENCE ONLY, MARANTZ WILL NOT SUPPLY THESE PARTS.

P.W.B. NAME	POS. NO.	VERS. COLOR	PART NO. (FOR EUR)	PART NO. (MZ)	PART NAME	DESCRIPTION	
HDMI	C326		nsp	00MDK96154200	CER. CAP.	0.15UF +- 10% B 10V	CCUS1C154KC
HDMI	C327		nsp	00MDK96123200	CER. CAP.	GRM188R11H123KA01D	CCUS1H123KC
HDMI	C328		nsp	00MDK96154200	CER. CAP.	0.15UF +- 10% B 10V	CCUS1C154KC
HDMI	C329		nsp	00MDK96104300	CER. CAP.	0.1UF 50V K	CCUS1H104KC
HDMI	C330		nsp	00MOA10701620	ELECT CAP.	100UF 16V	CCEA1CH101T
HDMI	C331		nsp	00MDK96123200	CER. CAP.	GRM188R11H123KA01D	CCUS1H123KC
HDMI	C332		nsp	00MDK96222300	CER. CAP.	2200PF 50V KC	CCUS1H222KC
HDMI	C333		nsp	00MDK96104300	CER. CAP.	0.1UF 50V K	CCUS1H104KC
HDMI	C334		nsp	00MDK96222300	CER. CAP.	2200PF 50V KC	CCUS1H222KC
HDMI	C335		nsp	00MDK96104300	CER. CAP.	0.1UF 50V K	CCUS1H104KC
HDMI	C336		nsp	00MOA10701620	ELECT CAP.	100UF 16V	CCEA1CH101T
HDMI	C337		nsp	00MDK96104300	CER. CAP.	0.1UF 50V K	CCUS1H104KC
HDMI	C338		nsp	00MOA10701620	ELECT CAP.	100UF 16V	CCEA1CH101T
HDMI	C339		nsp	00MDK96104300	CER. CAP.	0.1UF 50V K	CCUS1H104KC
HDMI	C340		nsp	00MDK96104300	CER. CAP.	0.1UF 50V K	CCUS1H104KC
HDMI	C341		nsp	00MDK96104300	CER. CAP.	0.1UF 50V K	CCUS1H104KC
HDMI	C342		nsp	00MOA10701620	ELECT CAP.	100UF 16V	CCEA1CH101T
HDMI	C345		nsp	00MDK96104300	CER. CAP.	0.1UF 50V K	CCUS1H104KC
HDMI	C346		nsp	00MOA10605020	ELECT CAP.	10UF 50V	CCEA1HH100T
HDMI	C347		nsp	00MOA47602520	ELECT CAP.	47UF 25V	CCEA1EH470T
HDMI	C348		nsp	00MDD90030300	CER. CAP.	3PF 50V	CCUS1H030CA
HDMI	C349		nsp	00MDD91100300	CER. CAP.	10PF 50V JA	CCUS1H100JA
HDMI	C350		nsp	00MDD91100300	CER. CAP.	10PF 50V JA	CCUS1H100JA
HDMI	C351		nsp	00MOA10605020	ELECT CAP.	10UF 50V	CCEA1HH100T
HDMI	C352		nsp	00MDK96104300	CER. CAP.	0.1UF 50V K	CCUS1H104KC
HDMI	C353		nsp	00MOA47602520	ELECT CAP.	47UF 25V	CCEA1EH470T
HDMI	C354		nsp	00MDD90030300	CER. CAP.	3PF 50V	CCUS1H030CA
HDMI	C355		nsp	00MDD91100300	CER. CAP.	10PF 50V JA	CCUS1H100JA
HDMI	C356		nsp	00MDD91100300	CER. CAP.	10PF 50V JA	CCUS1H100JA
HDMI	C357		nsp	00MOA10605020	ELECT CAP.	10UF 50V	CCEA1HH100T
HDMI	C358		nsp	00MDK96104300	CER. CAP.	0.1UF 50V K	CCUS1H104KC
HDMI	C359		nsp	00MDK96104300	CER. CAP.	0.1UF 50V K	CCUS1H104KC
HDMI	C360		nsp	00MDD90030300	CER. CAP.	3PF 50V	CCUS1H030CA
HDMI	C361		nsp	00MDD91100300	CER. CAP.	10PF 50V JA	CCUS1H100JA
HDMI	C362		nsp	00MDD91100300	CER. CAP.	10PF 50V JA	CCUS1H100JA
HDMI	C363		nsp	00MDK96104300	CER. CAP.	0.1UF 50V K	CCUS1H104KC
HDMI	C364		nsp	00MDD90030300	CER. CAP.	3PF 50V	CCUS1H030CA
HDMI	C365		nsp	00MDD91100300	CER. CAP.	10PF 50V JA	CCUS1H100JA
HDMI	C366		nsp	00MDD91100300	CER. CAP.	10PF 50V JA	CCUS1H100JA
HDMI	C367		nsp	00MDK96104300	CER. CAP.	0.1UF 50V K	CCUS1H104KC
HDMI	C368		nsp	00MOA47602520	ELECT CAP.	47UF 25V	CCEA1EH470T
HDMI	C369		nsp	00MDD90030300	CER. CAP.	3PF 50V	CCUS1H030CA
HDMI	C370		nsp	00MDD91100300	CER. CAP.	10PF 50V JA	CCUS1H100JA
HDMI	C371		nsp	00MDD91100300	CER. CAP.	10PF 50V JA	CCUS1H100JA
HDMI	C372		nsp	00MDK96104300	CER. CAP.	0.1UF 50V K	CCUS1H104KC
HDMI	C373		nsp	00MOA47602520	ELECT CAP.	47UF 25V	CCEA1EH470T
HDMI	C374		nsp	00MDD90030300	CER. CAP.	3PF 50V	CCUS1H030CA
HDMI	C375		nsp	00MDD91100300	CER. CAP.	10PF 50V JA	CCUS1H100JA
HDMI	C376		nsp	00MDD91100300	CER. CAP.	10PF 50V JA	CCUS1H100JA
HDMI	C377		nsp	00MOA10605020	ELECT CAP.	10UF 50V	CCEA1HH100T
HDMI	C378		nsp	00MDK96104300	CER. CAP.	0.1UF 50V K	CCUS1H104KC
HDMI	C379		nsp	00MOA47602520	ELECT CAP.	47UF 25V	CCEA1EH470T
HDMI	C380		nsp	00MDK96104300	CER. CAP.	0.1UF 50V K	CCUS1H104KC
HDMI	C381		nsp	00MDK96104300	CER. CAP.	0.1UF 50V K	CCUS1H104KC
HDMI	C383		nsp	00MDK96104300	CER. CAP.	0.1UF 50V K	CCUS1H104KC
HDMI	C384		nsp	00MDK96104300	CER. CAP.	0.1UF 50V K	CCUS1H104KC
HDMI	C385		nsp	00MOA10701620	ELECT CAP.	100UF 16V	CCEA1CH101T
HDMI	C386		nsp	00MDK96104300	CER. CAP.	0.1UF 50V K	CCUS1H104KC
HDMI	C387		nsp	00MDK96104300	CER. CAP.	0.1UF 50V K	CCUS1H104KC
HDMI	C389		nsp	00MDK96104300	CER. CAP.	0.1UF 50V K	CCUS1H104KC
HDMI	C390		nsp	00MDK96104300	CER. CAP.	0.1UF 50V K	CCUS1H104KC
HDMI	C391		nsp	00MOA10701620	ELECT CAP.	100UF 16V	CCEA1CH101T
HDMI	C392		nsp	00MDK96103300	CER. CAP.	0.01UF 50V KC	CCUS1H103KC
HDMI	C393		nsp	00MDK96104300	CER. CAP.	0.1UF 50V K	CCUS1H104KC
HDMI	C394		90M-EQ000040R	90M-EQ000040R	ELECT CAP.	10UF 25V NON-POLAR	CCEA1EN100T
HDMI	C395		nsp	00MDK96104300	CER. CAP.	0.1UF 50V K	CCUS1H104KC
HDMI	C396		nsp	00MDK96104300	CER. CAP.	0.1UF 50V K	CCUS1H104KC

NOTE : *nsp* PART IS LISTED FOR REFERENCE ONLY, MARANTZ WILL NOT SUPPLY THESE PARTS.

P.W.B. NAME	POS. NO.	VERS. COLOR	PART NO. (FOR EUR)	PART NO. (MZ)	PART NAME	DESCRIPTION
HDMI	C397		nsp	00MOA10701620	ELECT CAP.	100UF 16V CCEA1CH101T
HDMI	C398		nsp	00MDK96104300	CER. CAP.	0.1UF 50V K CCUS1H104KC
HDMI	C399		nsp	00MOA10605020	ELECT CAP.	10UF 50V CCEA1HH100T
HDMI	C400		nsp	00MDK96104300	CER. CAP.	0.1UF 50V K CCUS1H104KC
HDMI	C401		nsp	00MOA10701620	ELECT CAP.	100UF 16V CCEA1CH101T
HDMI	C402		nsp	00MDK96104300	CER. CAP.	0.1UF 50V K CCUS1H104KC
HDMI	C403		nsp	00MDK96104300	CER. CAP.	0.1UF 50V K CCUS1H104KC
HDMI	C404		nsp	00MDK96104300	CER. CAP.	0.1UF 50V K CCUS1H104KC
HDMI	C405		nsp	00MDK96104300	CER. CAP.	0.1UF 50V K CCUS1H104KC
HDMI	C406		nsp	00MDK96104300	CER. CAP.	0.1UF 50V K CCUS1H104KC
HDMI	C407		nsp	00MDK96104300	CER. CAP.	0.1UF 50V K CCUS1H104KC
HDMI	C408		nsp	00MDK96104300	CER. CAP.	0.1UF 50V K CCUS1H104KC
HDMI	C409		nsp	00MDK96104300	CER. CAP.	0.1UF 50V K CCUS1H104KC
HDMI	C410		nsp	00MDK96104300	CER. CAP.	0.1UF 50V K CCUS1H104KC
HDMI	C411		nsp	00MDK96104300	CER. CAP.	0.1UF 50V K CCUS1H104KC
HDMI	C412		nsp	00MDK96104300	CER. CAP.	0.1UF 50V K CCUS1H104KC
HDMI	C413		nsp	00MDK96104300	CER. CAP.	0.1UF 50V K CCUS1H104KC
HDMI	C414		nsp	00MDK96104300	CER. CAP.	0.1UF 50V K CCUS1H104KC
HDMI	C415		nsp	00MDK96104300	CER. CAP.	0.1UF 50V K CCUS1H104KC
HDMI	C416		nsp	00MDK96104300	CER. CAP.	0.1UF 50V K CCUS1H104KC
HDMI	C417		nsp	00MDK96104300	CER. CAP.	0.1UF 50V K CCUS1H104KC
HDMI	C418		nsp	00MDK96104300	CER. CAP.	0.1UF 50V K CCUS1H104KC
HDMI	C419		nsp	00MDK96104300	CER. CAP.	0.1UF 50V K CCUS1H104KC
HDMI	C420		nsp	00MDK96104300	CER. CAP.	0.1UF 50V K CCUS1H104KC
HDMI	C421		nsp	00MDK96104300	CER. CAP.	0.1UF 50V K CCUS1H104KC
HDMI	C422		nsp	00MDK96104300	CER. CAP.	0.1UF 50V K CCUS1H104KC
HDMI	C423		nsp	00MDK96104300	CER. CAP.	0.1UF 50V K CCUS1H104KC
HDMI	C424		nsp	00MDK96104300	CER. CAP.	0.1UF 50V K CCUS1H104KC
HDMI	C425		nsp	00MDK96104300	CER. CAP.	0.1UF 50V K CCUS1H104KC
HDMI	C426		nsp	00MDK96104300	CER. CAP.	0.1UF 50V K CCUS1H104KC
HDMI	C427		nsp	00MDK96104300	CER. CAP.	0.1UF 50V K CCUS1H104KC
HDMI	C428		nsp	00MDK96104300	CER. CAP.	0.1UF 50V K CCUS1H104KC
HDMI	C429		nsp	00MDK96104300	CER. CAP.	0.1UF 50V K CCUS1H104KC
HDMI	C430		nsp	00MDK96104300	CER. CAP.	0.1UF 50V K CCUS1H104KC
HDMI	C431		nsp	00MDK96104300	CER. CAP.	0.1UF 50V K CCUS1H104KC
HDMI	C432		nsp	00MDK96104300	CER. CAP.	0.1UF 50V K CCUS1H104KC
HDMI	C433		nsp	00MDK96104300	CER. CAP.	0.1UF 50V K CCUS1H104KC
HDMI	C434		nsp	00MDK96104300	CER. CAP.	0.1UF 50V K CCUS1H104KC
HDMI	C435		nsp	00MDK96104300	CER. CAP.	0.1UF 50V K CCUS1H104KC
HDMI	C436		nsp	00MDK96104300	CER. CAP.	0.1UF 50V K CCUS1H104KC
HDMI	C437		nsp	00MDK96104300	CER. CAP.	0.1UF 50V K CCUS1H104KC
HDMI	C438		nsp	00MDK96104300	CER. CAP.	0.1UF 50V K CCUS1H104KC
HDMI	C439		nsp	00MDK96104300	CER. CAP.	0.1UF 50V K CCUS1H104KC
HDMI	C440		nsp	00MDK96104300	CER. CAP.	0.1UF 50V K CCUS1H104KC
HDMI	C441		nsp	00MDK96104300	CER. CAP.	0.1UF 50V K CCUS1H104KC
HDMI	C442		nsp	00MDK96104300	CER. CAP.	0.1UF 50V K CCUS1H104KC
HDMI	C443		nsp	00MDK96104300	CER. CAP.	0.1UF 50V K CCUS1H104KC
HDMI	C444		nsp	00MDK96104300	CER. CAP.	0.1UF 50V K CCUS1H104KC
HDMI	C445		nsp	00MDK96104300	CER. CAP.	0.1UF 50V K CCUS1H104KC
HDMI	C446		nsp	00MDK96104300	CER. CAP.	0.1UF 50V K CCUS1H104KC
HDMI	C447		nsp	00MDK96104300	CER. CAP.	0.1UF 50V K CCUS1H104KC
HDMI	C448		nsp	00MDK96104300	CER. CAP.	0.1UF 50V K CCUS1H104KC
HDMI	C449		nsp	00MOA10701620	ELECT CAP.	100UF 16V CCEA1CH101T
HDMI	C450		nsp	00MDK96104300	CER. CAP.	0.1UF 50V K CCUS1H104KC
HDMI	C451		nsp	00MOA10701620	ELECT CAP.	100UF 16V CCEA1CH101T
HDMI	C452		nsp	00MDK96104300	CER. CAP.	0.1UF 50V K CCUS1H104KC
HDMI	C453		nsp	00MOA10701620	ELECT CAP.	100UF 16V CCEA1CH101T
HDMI	C501		nsp	00MOA10605020	ELECT CAP.	10UF 50V CCEA1HH100T
HDMI	C502		90M-EQ000040R	90M-EQ000040R	ELECT CAP.	10UF 25V NON-POLAR CCEA1EN100T
HDMI	C503		nsp	00MDK96104300	CER. CAP.	0.1UF 50V K CCUS1H104KC
HDMI	C504		nsp	00MDK96103300	CER. CAP.	0.01UF 50V KC CCUS1H103KC
HDMI	C505		nsp	00MDK96104300	CER. CAP.	0.1UF 50V K CCUS1H104KC
HDMI	C601		nsp	00MDK96104300	CER. CAP.	0.1UF 50V K CCUS1H104KC
HDMI	C602		nsp	00MDK96104300	CER. CAP.	0.1UF 50V K CCUS1H104KC
HDMI	C603		nsp	00MDD95270300	CER. CAP.	27PF 50V JA CCUS1H270JA
HDMI	C604		nsp	00MDD95270300	CER. CAP.	27PF 50V JA CCUS1H270JA
HDMI	C605		nsp	00MDK96104300	CER. CAP.	0.1UF 50V K CCUS1H104KC

NOTE : "nsp" PART IS LISTED FOR REFERENCE ONLY, MARANTZ WILL NOT SUPPLY THESE PARTS.

P.W.B. NAME	POS. NO.	VERS. COLOR	PART NO. (FOR EUR)	PART NO. (MZ)	PART NAME	DESCRIPTION	
HDMI	C606		nsp	00MDK96104300	CER. CAP.	0.1UF 50V K	CCUS1H104KC
HDMI	C607		nsp	00MOA10701620	ELECT CAP.	100UF 16V	CCEA1CH101T
HDMI	C608		nsp	00MDK96104300	CER. CAP.	0.1UF 50V K	CCUS1H104KC
HDMI	C609		nsp	00MDK96104300	CER. CAP.	0.1UF 50V K	CCUS1H104KC
HDMI	C610		nsp	00MOA10701620	ELECT CAP.	100UF 16V	CCEA1CH101T
HDMI	C611		nsp	00MOA10701620	ELECT CAP.	100UF 16V	CCEA1CH101T
HDMI	C612		nsp	00MDK96104300	CER. CAP.	0.1UF 50V K	CCUS1H104KC
HDMI	C613		nsp	00MDK96104300	CER. CAP.	0.1UF 50V K	CCUS1H104KC
HDMI	C614		nsp	00MOA10701620	ELECT CAP.	100UF 16V	CCEA1CH101T
HDMI	C615		nsp	00MOA10701620	ELECT CAP.	100UF 16V	CCEA1CH101T
HDMI	C616		nsp	00MDK96104300	CER. CAP.	0.1UF 50V K	CCUS1H104KC
HDMI	C617		nsp	00MDK96104300	CER. CAP.	0.1UF 50V K	CCUS1H104KC
HDMI	C618		nsp	00MOA10701620	ELECT CAP.	100UF 16V	CCEA1CH101T
HDMI	C619		nsp	00MDK96104300	CER. CAP.	0.1UF 50V K	CCUS1H104KC
HDMI	C620		nsp	00MDK96104300	CER. CAP.	0.1UF 50V K	CCUS1H104KC
HDMI	C621		nsp	00MOA10701620	ELECT CAP.	100UF 16V	CCEA1CH101T
HDMI	C622		nsp	00MDK96104300	CER. CAP.	0.1UF 50V K	CCUS1H104KC
HDMI	C623		nsp	00MOA10701620	ELECT CAP.	100UF 16V	CCEA1CH101T
HDMI	C624		nsp	00MDK96104300	CER. CAP.	0.1UF 50V K	CCUS1H104KC
HDMI	C625		nsp	00MDK96104300	CER. CAP.	0.1UF 50V K	CCUS1H104KC
HDMI	C626		nsp	00MOA47602520	ELECT CAP.	47UF 25V	CCEA1EH470T
HDMI	C627		nsp	00MDK96104300	CER. CAP.	0.1UF 50V K	CCUS1H104KC
HDMI	C628		nsp	00MDK96104300	CER. CAP.	0.1UF 50V K	CCUS1H104KC
HDMI	C629		nsp	00MDK96104300	CER. CAP.	0.1UF 50V K	CCUS1H104KC
HDMI	C630		nsp	00MDK96104300	CER. CAP.	0.1UF 50V K	CCUS1H104KC
HDMI	C631		nsp	00MDK96104300	CER. CAP.	0.1UF 50V K	CCUS1H104KC
HDMI	C632		nsp	00MOA10701620	ELECT CAP.	100UF 16V	CCEA1CH101T
HDMI	C633		nsp	00MDK96104300	CER. CAP.	0.1UF 50V K	CCUS1H104KC
HDMI	C634		nsp	00MOA10701620	ELECT CAP.	100UF 16V	CCEA1CH101T
HDMI	C635		nsp	00MDK96104300	CER. CAP.	0.1UF 50V K	CCUS1H104KC
HDMI	C636		nsp	00MOA10701620	ELECT CAP.	100UF 16V	CCEA1CH101T
HDMI	C637		nsp	00MDK96104300	CER. CAP.	0.1UF 50V K	CCUS1H104KC
HDMI	C638		nsp	00MDK96104300	CER. CAP.	0.1UF 50V K	CCUS1H104KC
HDMI	C639		nsp	00MOA10701620	ELECT CAP.	100UF 16V	CCEA1CH101T
HDMI	C640		nsp	00MOA10701620	ELECT CAP.	100UF 16V	CCEA1CH101T
HDMI	C641		nsp	00MDK96104300	CER. CAP.	0.1UF 50V K	CCUS1H104KC
HDMI	C642		nsp	00MDK96104300	CER. CAP.	0.1UF 50V K	CCUS1H104KC
HDMI	C643		nsp	00MOA10701620	ELECT CAP.	100UF 16V	CCEA1CH101T
HDMI	C644		nsp	00MDK96104300	CER. CAP.	0.1UF 50V K	CCUS1H104KC
HDMI	C645		nsp	00MOA10701620	ELECT CAP.	100UF 16V	CCEA1CH101T
HDMI	C646		nsp	00MOA10701620	ELECT CAP.	100UF 16V	CCEA1CH101T
HDMI	C647		nsp	00MDK96104300	CER. CAP.	0.1UF 50V K	CCUS1H104KC
HDMI	C648		nsp	00MDK96104300	CER. CAP.	0.1UF 50V K	CCUS1H104KC
HDMI	C649		nsp	00MOA10701620	ELECT CAP.	100UF 16V	CCEA1CH101T
HDMI	C650		nsp	00MOA10701620	ELECT CAP.	100UF 16V	CCEA1CH101T
HDMI	C651		nsp	00MDK96104300	CER. CAP.	0.1UF 50V K	CCUS1H104KC
HDMI	C652		nsp	00MDK96104300	CER. CAP.	0.1UF 50V K	CCUS1H104KC
HDMI	C653		nsp	00MOA10701620	ELECT CAP.	100UF 16V	CCEA1CH101T
HDMI	C654		nsp	00MOA10701620	ELECT CAP.	100UF 16V	CCEA1CH101T
HDMI	C655		nsp	00MDK96104300	CER. CAP.	0.1UF 50V K	CCUS1H104KC
HDMI	C656		nsp	00MDK96104300	CER. CAP.	0.1UF 50V K	CCUS1H104KC
HDMI	C657		nsp	00MOA10701620	ELECT CAP.	100UF 16V	CCEA1CH101T
HDMI	C658		nsp	00MDK96104300	CER. CAP.	0.1UF 50V K	CCUS1H104KC
HDMI	C659		nsp	00MOA10701620	ELECT CAP.	100UF 16V	CCEA1CH101T
HDMI	C660		nsp	00MOA10701620	ELECT CAP.	100UF 16V	CCEA1CH101T
HDMI	C661		nsp	00MDK96104300	CER. CAP.	0.1UF 50V K	CCUS1H104KC
HDMI	C662		nsp	00MDK96104300	CER. CAP.	0.1UF 50V K	CCUS1H104KC
HDMI	C663		nsp	00MOA10701620	ELECT CAP.	100UF 16V	CCEA1CH101T
HDMI	C664		nsp	00MDK96104300	CER. CAP.	0.1UF 50V K	CCUS1H104KC
HDMI	C665		nsp	00MOA10701620	ELECT CAP.	100UF 16V	CCEA1CH101T
HDMI	C666		nsp	00MOA10701620	ELECT CAP.	100UF 16V	CCEA1CH101T
HDMI	C667		nsp	00MDK96104300	CER. CAP.	0.1UF 50V K	CCUS1H104KC
HDMI	C668		nsp	00MDK96104300	CER. CAP.	0.1UF 50V K	CCUS1H104KC
HDMI	C669		nsp	00MOA10701620	ELECT CAP.	100UF 16V	CCEA1CH101T
HDMI	C671		nsp	00MDK96104300	CER. CAP.	0.1UF 50V K	CCUS1H104KC
HDMI	C672		nsp	00MDD95180300	CER. CAP.	18PF 50V JA	CCUS1H180JA
HDMI	C673		nsp	00MDD95180300	CER. CAP.	18PF 50V JA	CCUS1H180JA

NOTE : "nsp" PART IS LISTED FOR REFERENCE ONLY, MARANTZ WILL NOT SUPPLY THESE PARTS.

P.W.B. NAME	POS. NO.	VERS. COLOR	PART NO. (FOR EUR)	PART NO. (MZ)	PART NAME	DESCRIPTION	
HDMI	C691		nsp	00MDK96104300	CER. CAP.	0.1UF 50V K	CCUS1H104KC
HDMI	C693		nsp	00MDK96104300	CER. CAP.	0.1UF 50V K	CCUS1H104KC
HDMI	C698		nsp	00MDK96104300	CER. CAP.	0.1UF 50V K	CCUS1H104KC
HDMI	C699		nsp	00MOA10605020	ELECT CAP.	10UF 50V	CCEA1HH100T
HDMI	CN11		nsp	nsp	CONN.	17P WAFER CARD CABLE	CJP17GB113ZY
HDMI	CN21		nsp	nsp	CONN.	WAFER 11P FPC	CJP11GB113ZY
HDMI	CN22		nsp	nsp	CONN.	WAFER 11P FPC	CJP11GB113ZY
HDMI	CN31		nsp	nsp	CONN.	17P WAFER CARD CABLE	CJP17GB113ZY
HDMI	CN32		nsp	nsp	CONN.	13P WAFER CARD CABLE	CJP13GB113ZY
HDMI	D601		nsp	90M-HD201750R	DIODE	1N4003	CVD1N4003SRT
HDMI	D602		nsp	90M-HD201750R	DIODE	1N4003	CVD1N4003SRT
HDMI	IC11		00D2623721007	00D2623721007	IC	SIi9185CTU	CVISII9185ACTU
HDMI	IC12		90M-HC700680R	90M-HC700680R	IC	TC74VHCT14AF	CVITC74VHCT14AFT
HDMI	IC13		90M-HC700630R	90M-HC700630R	IC	TC74VHCT04AFN	CVITC74VHCT04AFN
HDMI	IC21		nsp	nsp	IC	SIi9135CTU HDMI RX 144PIN TQFP	CVISII9135CTU
HDMI	IC22		00D2623719006	00D2623719006	IC	SIi9134CTU HDMI TX 100PIN	CVISII9134CTU
HDMI	IC24		90M-HC700650R	90M-HC700650R	IC	TC74VCX541FT	CVITC74VCX541FT
HDMI	IC25		90M-HC700650R	90M-HC700650R	IC	TC74VCX541FT	CVITC74VCX541FT
HDMI	IC26		90M-HC700650R	90M-HC700650R	IC	TC74VCX541FT	CVITC74VCX541FT
HDMI	IC27		943234001640S	943234001640S	IC	TC7SH125FU	CVITC7SH125FU
HDMI	IC28		90M-HC300830R	90M-HC300830R	IC	RN5RZ50BA	HVIRN5RZ50BA
HDMI	IC31		00D2623495003	00D2623495003	IC	ADV7403BSTZ-110 VIDEO ENCODER	CVIADV7403BS110
HDMI	IC32		943235003740S	943235003740S	IC	ADV7342BSTZ	CVIADV7342BSTZ
HDMI	IC33		90M-HC700650R	90M-HC700650R	IC	TC74VCX541FT	CVITC74VCX541FT
HDMI	IC34		90M-HC700650R	90M-HC700650R	IC	TC74VCX541FT	CVITC74VCX541FT
HDMI	IC35		90M-HC700650R	90M-HC700650R	IC	TC74VCX541FT	CVITC74VCX541FT
HDMI	IC36		90M-HC700650R	90M-HC700650R	IC	TC74VCX541FT	CVITC74VCX541FT
HDMI	IC37		90M-HC700650R	90M-HC700650R	IC	TC74VCX541FT	CVITC74VCX541FT
HDMI	IC38		90M-HC700650R	90M-HC700650R	IC	TC74VCX541FT	CVITC74VCX541FT
HDMI	IC39		00MHC008205K0	00MHC008205K0	IC	TC74VHC08FT	CVITC74VHC08FT
HDMI	IC41		943235003750S	943235003750S	IC	IPSD2	CVIIPSD2
HDMI	IC42		943246003760S	943246003760S	IC	M12L64164A-5TG	CVIM12L64164A-5TG
HDMI	IC43		00MHC008005K0	00MHC008005K0	IC	TC7WHU04FU(Te12	CVITC7WHU04FU
HDMI	IC61		943243003770M	943243003770M	U-PRO	R5F212AASNFP HDMI CPU SR5003	CVIR5F212AASNFP
HDMI	IC62		90M-HC700630R	90M-HC700630R	IC	TC74VHCT04AFN	CVITC74VHCT04AFN
HDMI	IC63		90M-HC900150R	90M-HC900150R	IC	KIA1117S/F33 REGULATOR(SOT-223)	CVIKIA1117S33
HDMI	IC64		90M-HC900150R	90M-HC900150R	IC	KIA1117S/F33 REGULATOR(SOT-223)	CVIKIA1117S33
HDMI	IC65		90M-HC900150R	90M-HC900150R	IC	KIA1117S/F33 REGULATOR(SOT-223)	CVIKIA1117S33
HDMI	IC66		943231002450S	943231002450S	IC	KIA1117S18-RTK/	CVIKIA1117S18
HDMI	IC67		943231002450S	943231002450S	IC	KIA1117S18-RTK/	CVIKIA1117S18
HDMI	IC68		90M-HC900150R	90M-HC900150R	IC	KIA1117S/F33 REGULATOR(SOT-223)	CVIKIA1117S33
HDMI	IC69		943231002450S	943231002450S	IC	KIA1117S18-RTK/	CVIKIA1117S18
HDMI	IC70		943231002450S	943231002450S	IC	KIA1117S18-RTK/	CVIKIA1117S18
HDMI	IC71		943231002450S	943231002450S	IC	KIA1117S18-RTK/	CVIKIA1117S18
HDMI	IC72		90M-HC900150R	90M-HC900150R	IC	KIA1117S/F33 REGULATOR(SOT-223)	CVIKIA1117S33
HDMI	IC73		943231002450S	943231002450S	IC	KIA1117S18-RTK/	CVIKIA1117S18
HDMI	IC74		90M-HC900150R	90M-HC900150R	IC	KIA1117S/F33 REGULATOR(SOT-223)	CVIKIA1117S33
HDMI	IC75		943231002450S	943231002450S	IC	KIA1117S18-RTK/	CVIKIA1117S18
HDMI	JK11		90M-YT005010R	90M-YT005010R	TERMINAL	HDMI YKF45-7009	HJJ9H003Z
HDMI	JK12		90M-YT005010R	90M-YT005010R	TERMINAL	HDMI YKF45-7009	HJJ9H003Z
HDMI	JK13		90M-YT005010R	90M-YT005010R	TERMINAL	HDMI YKF45-7009	HJJ9H003Z
HDMI	JK21		90M-YT005010R	90M-YT005010R	TERMINAL	HDMI YKF45-7009	HJJ9H003Z
HDMI	L101		90M-LU000290R	90M-LU000290R	CHIP INDOCRTOR	MIP3226D100M 10UH	CLQ10E100MRY
HDMI	L102		90M-FC900400R	90M-FC900400R	FERRITE CORE	BEAD CHIP 60(1608 SIZE)	CLZ9R005Z
HDMI	L103		90M-LU000290R	90M-LU000290R	CHIP INDOCRTOR	MIP3226D100M 10UH	CLQ10E100MRY
HDMI	L201		90M-LU000290R	90M-LU000290R	CHIP INDOCRTOR	MIP3226D100M 10UH	CLQ10E100MRY
HDMI	L202		90M-LU000290R	90M-LU000290R	CHIP INDOCRTOR	MIP3226D100M 10UH	CLQ10E100MRY
HDMI	L203		90M-FC900400R	90M-FC900400R	FERRITE CORE	BEAD CHIP 60(1608 SIZE)	CLZ9R005Z
HDMI	L204		90M-FC900400R	90M-FC900400R	FERRITE CORE	BEAD CHIP 60(1608 SIZE)	CLZ9R005Z
HDMI	L205		90M-FC900400R	90M-FC900400R	FERRITE CORE	BEAD CHIP 60(1608 SIZE)	CLZ9R005Z
HDMI	L206		90M-FC900400R	90M-FC900400R	FERRITE CORE	BEAD CHIP 60(1608 SIZE)	CLZ9R005Z
HDMI	L207		90M-FC900400R	90M-FC900400R	FERRITE CORE	BEAD CHIP 60(1608 SIZE)	CLZ9R005Z
HDMI	L208		90M-FC900400R	90M-FC900400R	FERRITE CORE	BEAD CHIP 60(1608 SIZE)	CLZ9R005Z
HDMI	L209		90M-FC900400R	90M-FC900400R	FERRITE CORE	BEAD CHIP 60(1608 SIZE)	CLZ9R005Z
HDMI	L210		90M-LU000290R	90M-LU000290R	CHIP INDOCRTOR	MIP3226D100M 10UH	CLQ10E100MRY
HDMI	L211		90M-LU000290R	90M-LU000290R	CHIP INDOCRTOR	MIP3226D100M 10UH	CLQ10E100MRY
HDMI	L212		90M-LU000290R	90M-LU000290R	CHIP INDOCRTOR	MIP3226D100M 10UH	CLQ10E100MRY

NOTE : "nsp" PART IS LISTED FOR REFERENCE ONLY, MARANTZ WILL NOT SUPPLY THESE PARTS.

P.W.B. NAME	POS. NO.	VERS. COLOR	PART NO. (FOR EUR)	PART NO. (MZ)	PART NAME	DESCRIPTION	
HDMI	L213		90M-LU000290R	90M-LU000290R	CHIP INDOCRTOR	MIP3226D100M 10UH	CLQ10E100MRY
HDMI	L301		90M-FC900400R	90M-FC900400R	FERRITE CORE	BEAD CHIP 60(1608 SIZE)	CLZ9R005Z
HDMI	L302		90M-LU000290R	90M-LU000290R	CHIP INDOCRTOR	MIP3226D100M 10UH	CLQ10E100MRY
HDMI	L303		90M-FC900400R	90M-FC900400R	FERRITE CORE	BEAD CHIP 60(1608 SIZE)	CLZ9R005Z
HDMI	L304		90M-FC900400R	90M-FC900400R	FERRITE CORE	BEAD CHIP 60(1608 SIZE)	CLZ9R005Z
HDMI	L305		nsp	nsp	COIL	12UH	CLQ02C120KT
HDMI	L306		nsp	nsp	COIL	12UH	CLQ02C120KT
HDMI	L307		nsp	nsp	COIL	12UH	CLQ02C120KT
HDMI	L308		nsp	nsp	COIL	12UH	CLQ02C120KT
HDMI	L309		nsp	nsp	COIL	12UH	CLQ02C120KT
HDMI	L310		nsp	nsp	COIL	12UH	CLQ02C120KT
HDMI	L311		90M-LU000290R	90M-LU000290R	CHIP INDOCRTOR	MIP3226D100M 10UH	CLQ10E100MRY
HDMI	L312		nsp	00MNN05101610	CHIP RES.	100 OHM 1/10W J	CRJ10DJ101T
HDMI	L401		90M-LU000290R	90M-LU000290R	CHIP INDOCRTOR	MIP3226D100M 10UH	CLQ10E100MRY
HDMI	L402		90M-LU000290R	90M-LU000290R	CHIP INDOCRTOR	MIP3226D100M 10UH	CLQ10E100MRY
HDMI	L403		90M-LU000290R	90M-LU000290R	CHIP INDOCRTOR	MIP3226D100M 10UH	CLQ10E100MRY
HDMI	L404		90M-LU000290R	90M-LU000290R	CHIP INDOCRTOR	MIP3226D100M 10UH	CLQ10E100MRY
HDMI	L601		90M-FC900400R	90M-FC900400R	FERRITE CORE	BEAD CHIP 60(1608 SIZE)	CLZ9R005Z
HDMI	L602		90M-LU000290R	90M-LU000290R	CHIP INDOCRTOR	MIP3226D100M 10UH	CLQ10E100MRY
HDMI	L603		90M-FC900400R	90M-FC900400R	FERRITE CORE	BEAD CHIP 60(1608 SIZE)	CLZ9R005Z
HDMI	L604		90M-FC900400R	90M-FC900400R	FERRITE CORE	BEAD CHIP 60(1608 SIZE)	CLZ9R005Z
HDMI	L605		90M-FC900400R	90M-FC900400R	FERRITE CORE	BEAD CHIP 60(1608 SIZE)	CLZ9R005Z
HDMI	L606		90M-LU000290R	90M-LU000290R	CHIP INDOCRTOR	MIP3226D100M 10UH	CLQ10E100MRY
HDMI	Q101		90M-HX600010R	90M-HX600010R	CHIP TRS.	KRA102S	HVTKRA102S
HDMI	Q102		90M-BA001620R	90M-BA001620R	CHIP TRS.	KRC103S	CVTKRC103S
HDMI	Q103		90M-HY200050R	90M-HY200050R	F.E.T.	UPA672T	CVTUPA672T
HDMI	Q104		90M-HX600010R	90M-HX600010R	CHIP TRS.	KRA102S	HVTKRA102S
HDMI	Q105		90M-BA001620R	90M-BA001620R	CHIP TRS.	KRC103S	CVTKRC103S
HDMI	Q106		90M-HY200050R	90M-HY200050R	F.E.T.	UPA672T	CVTUPA672T
HDMI	Q107		90M-HX600010R	90M-HX600010R	CHIP TRS.	KRA102S	HVTKRA102S
HDMI	Q108		90M-BA001620R	90M-BA001620R	CHIP TRS.	KRC103S	CVTKRC103S
HDMI	Q109		90M-HY200050R	90M-HY200050R	F.E.T.	UPA672T	CVTUPA672T
HDMI	Q201		90M-BA001620R	90M-BA001620R	CHIP TRS.	KRC103S	CVTKRC103S
HDMI	Q202		90M-HY200050R	90M-HY200050R	F.E.T.	UPA672T	CVTUPA672T
HDMI	Q301		90M-HT600050R	90M-HT600050R	TRS.	KTA2014GR	HVTKTA2014GR
HDMI	Q302		90M-HT600050R	90M-HT600050R	TRS.	KTA2014GR	HVTKTA2014GR
HDMI	Q303		90M-HT600050R	90M-HT600050R	TRS.	KTA2014GR	HVTKTA2014GR
HDMI	Q304		90M-HX800010R	90M-HX800010R	CHIP TRS.	KRC102S	HVTKRC102S
HDMI	Q305		90M-HT800110R	90M-HT800110R	TRS.	KTC4075GR	HVTKTC4075GR
HDMI	Q306		90M-HT600050R	90M-HT600050R	TRS.	KTA2014GR	HVTKTA2014GR
HDMI	Q307		90M-HT800110R	90M-HT800110R	TRS.	KTC4075GR	HVTKTC4075GR
HDMI	Q308		90M-HT600050R	90M-HT600050R	TRS.	KTA2014GR	HVTKTA2014GR
HDMI	Q309		90M-HT800110R	90M-HT800110R	TRS.	KTC4075GR	HVTKTC4075GR
HDMI	Q310		90M-HT600050R	90M-HT600050R	TRS.	KTA2014GR	HVTKTA2014GR
HDMI	Q311		90M-HT800110R	90M-HT800110R	TRS.	KTC4075GR	HVTKTC4075GR
HDMI	Q312		90M-HT600050R	90M-HT600050R	TRS.	KTA2014GR	HVTKTA2014GR
HDMI	Q313		90M-HT800110R	90M-HT800110R	TRS.	KTC4075GR	HVTKTC4075GR
HDMI	Q314		90M-HT600050R	90M-HT600050R	TRS.	KTA2014GR	HVTKTA2014GR
HDMI	Q315		90M-HT800110R	90M-HT800110R	TRS.	KTC4075GR	HVTKTC4075GR
HDMI	Q316		90M-HT600050R	90M-HT600050R	TRS.	KTA2014GR	HVTKTA2014GR
HDMI	Q317		90M-HT600050R	90M-HT600050R	TRS.	KTA2014GR	HVTKTA2014GR
HDMI	Q318		90M-HT800110R	90M-HT800110R	TRS.	KTC4075GR	HVTKTC4075GR
HDMI	Q319		90M-HT600050R	90M-HT600050R	TRS.	KTA2014GR	HVTKTA2014GR
HDMI	Q320		90M-HT800110R	90M-HT800110R	TRS.	KTC4075GR	HVTKTC4075GR
HDMI	Q321		90M-HT800110R	90M-HT800110R	TRS.	KTC4075GR	HVTKTC4075GR
HDMI	Q323		90M-HT800110R	90M-HT800110R	TRS.	KTC4075GR	HVTKTC4075GR
HDMI	Q333		90M-HT600050R	90M-HT600050R	TRS.	KTA2014GR	HVTKTA2014GR
HDMI	Q601		90M-BA001620R	90M-BA001620R	CHIP TRS.	KRC103S	CVTKRC103S
HDMI	Q602		90M-BA001620R	90M-BA001620R	CHIP TRS.	KRC103S	CVTKRC103S
HDMI	Q603		90M-HY200050R	90M-HY200050R	F.E.T.	UPA672T	CVTUPA672T
HDMI	R101		nsp	00MNN05102610	CHIP RES.	1K OHM 1/10W J	CRJ10DJ102T
HDMI	R102		nsp	00MNN05223610	CHIP RES.	22K OHM 1/10W J	CRJ10DJ223T
HDMI	R103		nsp	00MNN05101610	CHIP RES.	100 OHM 1/10W J	CRJ10DJ101T
HDMI	R104		nsp	00MNN05473610	CHIP RES.	47K OHM 1/10W J	CRJ10DJ473T
HDMI	R105		nsp	00MNN05000610	CHIP RES.	0 OHM 1/10W J	CRJ10DJ0R0T
HDMI	R106		nsp	00MNN05000610	CHIP RES.	0 OHM 1/10W J	CRJ10DJ0R0T
HDMI	R107		nsp	00MNN05473610	CHIP RES.	47K OHM 1/10W J	CRJ10DJ473T

NOTE : *nsp* PART IS LISTED FOR REFERENCE ONLY, MARANTZ WILL NOT SUPPLY THESE PARTS.

P.W.B. NAME	POS. NO.	VERS. COLOR	PART NO. (FOR EUR)	PART NO. (MZ)	PART NAME	DESCRIPTION
HDMI	R108		nsp	00MNN05103610	CHIP RES.	10K OHM 1/10W J CRJ10DJ103T
HDMI	R109		nsp	00MNN05103610	CHIP RES.	10K OHM 1/10W J CRJ10DJ103T
HDMI	R110		nsp	00MNN05473610	CHIP RES.	47K OHM 1/10W J CRJ10DJ473T
HDMI	R111		nsp	00MNN05102610	CHIP RES.	1K OHM 1/10W J CRJ10DJ102T
HDMI	R112		nsp	00MNN05223610	CHIP RES.	22K OHM 1/10W J CRJ10DJ223T
HDMI	R113		nsp	00MNN05101610	CHIP RES.	100 OHM 1/10W J CRJ10DJ101T
HDMI	R114		nsp	00MNN05473610	CHIP RES.	47K OHM 1/10W J CRJ10DJ473T
HDMI	R115		nsp	00MNN05000610	CHIP RES.	0 OHM 1/10W J CRJ10DJ0R0T
HDMI	R116		nsp	00MNN05000610	CHIP RES.	0 OHM 1/10W J CRJ10DJ0R0T
HDMI	R117		nsp	00MNN05473610	CHIP RES.	47K OHM 1/10W J CRJ10DJ473T
HDMI	R118		nsp	00MNN05103610	CHIP RES.	10K OHM 1/10W J CRJ10DJ103T
HDMI	R119		nsp	00MNN05103610	CHIP RES.	10K OHM 1/10W J CRJ10DJ103T
HDMI	R120		nsp	00MNN05473610	CHIP RES.	47K OHM 1/10W J CRJ10DJ473T
HDMI	R121		nsp	00MNN05102610	CHIP RES.	1K OHM 1/10W J CRJ10DJ102T
HDMI	R122		nsp	00MNN05223610	CHIP RES.	22K OHM 1/10W J CRJ10DJ223T
HDMI	R123		nsp	00MNN05101610	CHIP RES.	100 OHM 1/10W J CRJ10DJ101T
HDMI	R124		nsp	00MNN05473610	CHIP RES.	47K OHM 1/10W J CRJ10DJ473T
HDMI	R125		nsp	00MNN05000610	CHIP RES.	0 OHM 1/10W J CRJ10DJ0R0T
HDMI	R126		nsp	00MNN05000610	CHIP RES.	0 OHM 1/10W J CRJ10DJ0R0T
HDMI	R127		nsp	00MNN05473610	CHIP RES.	47K OHM 1/10W J CRJ10DJ473T
HDMI	R128		nsp	00MNN05103610	CHIP RES.	10K OHM 1/10W J CRJ10DJ103T
HDMI	R129		nsp	00MNN05103610	CHIP RES.	10K OHM 1/10W J CRJ10DJ103T
HDMI	R130		nsp	00MNN05473610	CHIP RES.	47K OHM 1/10W J CRJ10DJ473T
HDMI	R131		nsp	00MNN05000610	CHIP RES.	0 OHM 1/10W J CRJ10DJ0R0T
HDMI	R132		nsp	00MNN05000610	CHIP RES.	0 OHM 1/10W J CRJ10DJ0R0T
HDMI	R133		nsp	00MNN05102610	CHIP RES.	1K OHM 1/10W J CRJ10DJ102T
HDMI	R134		nsp	00MNN05102610	CHIP RES.	1K OHM 1/10W J CRJ10DJ102T
HDMI	R142		nsp	00MNN05473610	CHIP RES.	47K OHM 1/10W J CRJ10DJ473T
HDMI	R144		nsp	00MNN05102610	CHIP RES.	1K OHM 1/10W J CRJ10DJ102T
HDMI	R145		nsp	00MNN05473610	CHIP RES.	47K OHM 1/10W J CRJ10DJ473T
HDMI	R201		nsp	00MNN05103610	CHIP RES.	10K OHM 1/10W J CRJ10DJ103T
HDMI	R202		nsp	00MNN05103610	CHIP RES.	10K OHM 1/10W J CRJ10DJ103T
HDMI	R203		nsp	00MNN05101610	CHIP RES.	100 OHM 1/10W J CRJ10DJ101T
HDMI	R204		nsp	00MNN05101610	CHIP RES.	100 OHM 1/10W J CRJ10DJ101T
HDMI	R205		nsp	00MNN05473610	CHIP RES.	47K OHM 1/10W J CRJ10DJ473T
HDMI	R206		nsp	00MNN05220610	CHIP RES.	22 OHM 1/10W J CRJ10DJ220T
HDMI	R207		nsp	00MNN05220610	CHIP RES.	22 OHM 1/10W J CRJ10DJ220T
HDMI	R208		nsp	00MNN05220610	CHIP RES.	22 OHM 1/10W J CRJ10DJ220T
HDMI	R209		nsp	00MNN05220610	CHIP RES.	22 OHM 1/10W J CRJ10DJ220T
HDMI	R210		nsp	00MNN05331610	CHIP RES.	330 OHM 1/10W J CRJ10DJ331T
HDMI	R211		nsp	00MNN05105610	CHIP RES.	1M OHM 1/10W J CRJ10DJ105T
HDMI	R212		nsp	00MNN05472610	CHIP RES.	4.7K OHM 1/10W J CRJ10DJ472T
HDMI	R213		nsp	00MNN05473610	CHIP RES.	47K OHM 1/10W J CRJ10DJ473T
HDMI	R215		nsp	00MNN05102610	CHIP RES.	1K OHM 1/10W J CRJ10DJ102T
HDMI	R216		nsp	00MNN05101610	CHIP RES.	100 OHM 1/10W J CRJ10DJ101T
HDMI	R217		nsp	00MNN05101610	CHIP RES.	100 OHM 1/10W J CRJ10DJ101T
HDMI	R218		nsp	00MNN05473610	CHIP RES.	47K OHM 1/10W J CRJ10DJ473T
HDMI	R219		nsp	00MNN05473610	CHIP RES.	47K OHM 1/10W J CRJ10DJ473T
HDMI	R221		nsp	00MNN05100610	CHIP RES.	10 OHM 1/10W J CRJ10DJ100T
HDMI	R223		nsp	00MNN05101610	CHIP RES.	100 OHM 1/10W J CRJ10DJ101T
HDMI	R224		nsp	00MNN05101610	CHIP RES.	100 OHM 1/10W J CRJ10DJ101T
HDMI	R225		nsp	00MNN05000610	CHIP RES.	0 OHM 1/10W J CRJ10DJ0R0T
HDMI	R232		nsp	00MNN05000610	CHIP RES.	0 OHM 1/10W J CRJ10DJ0R0T
HDMI	R233		nsp	00MNN05000610	CHIP RES.	0 OHM 1/10W J CRJ10DJ0R0T
HDMI	R234		nsp	00MNN05101610	CHIP RES.	100 OHM 1/10W J CRJ10DJ101T
HDMI	R235		nsp	00MNN05102610	CHIP RES.	1K OHM 1/10W J CRJ10DJ102T
HDMI	R236		nsp	00MNN05222610	CHIP RES.	2.2K OHM 1/10W J CRJ10DJ222T
HDMI	R237		nsp	00MNN05102610	CHIP RES.	1K OHM 1/10W J CRJ10DJ102T
HDMI	R238		nsp	00MNN05101610	CHIP RES.	100 OHM 1/10W J CRJ10DJ101T
HDMI	R239		nsp	00MNN05101610	CHIP RES.	100 OHM 1/10W J CRJ10DJ101T
HDMI	R241		nsp	00MNN05472610	CHIP RES.	4.7K OHM 1/10W J CRJ10DJ472T
HDMI	R242		nsp	00MNN05682610	CHIP RES.	6.8K OHM 1/10W J CRJ10DJ682T
HDMI	R243		nsp	00MNN05332610	CHIP RES.	3.3K OHM 1/10W J CRJ10DJ332T
HDMI	R245		nsp	00MNN05473610	CHIP RES.	47K OHM 1/10W J CRJ10DJ473T
HDMI	R246		nsp	00MNN05101610	CHIP RES.	100 OHM 1/10W J CRJ10DJ101T
HDMI	R247		nsp	00MNN05182610	CHIP RES.	1.8K OHM 1/10W J CRJ10DJ182T
HDMI	R248		nsp	00MNN05103610	CHIP RES.	10K OHM 1/10W J CRJ10DJ103T

NOTE : "nsp" PART IS LISTED FOR REFERENCE ONLY, MARANTZ WILL NOT SUPPLY THESE PARTS.

P.W.B. NAME	POS. NO.	VERS. COLOR	PART NO. (FOR EUR)	PART NO. (MZ)	PART NAME	DESCRIPTION
HDMI	R249		nsp	00MNN05103610	CHIP RES.	10K OHM 1/10W J CRJ10DJ103T
HDMI	R250		nsp	00MNN05182610	CHIP RES.	1.8K OHM 1/10W J CRJ10DJ182T
HDMI	R252		nsp	00MNN05000610	CHIP RES.	0 OHM 1/10W J CRJ10DJ0R0T
HDMI	R253		nsp	00MNN05103610	CHIP RES.	10K OHM 1/10W J CRJ10DJ103T
HDMI	R254		nsp	00MNN05103610	CHIP RES.	10K OHM 1/10W J CRJ10DJ103T
HDMI	R256		nsp	00MNN05332610	CHIP RES.	3.3K OHM 1/10W J CRJ10DJ332T
HDMI	R257		nsp	00MNN05682610	CHIP RES.	6.8K OHM 1/10W J CRJ10DJ682T
HDMI	R258		nsp	00MNN05103610	CHIP RES.	10K OHM 1/10W J CRJ10DJ103T
HDMI	R259		nsp	00MNN05680610	CHIP RES.	68 OHM 1/10W J CRJ10DJ680T
HDMI	R260		nsp	00MNN05680610	CHIP RES.	68 OHM 1/10W J CRJ10DJ680T
HDMI	R261		nsp	00MNN05680610	CHIP RES.	68 OHM 1/10W J CRJ10DJ680T
HDMI	R262		nsp	00MNN05680610	CHIP RES.	68 OHM 1/10W J CRJ10DJ680T
HDMI	R267		nsp	00MNN05680610	CHIP RES.	68 OHM 1/10W J CRJ10DJ680T
HDMI	R268		nsp	00MNN05680610	CHIP RES.	68 OHM 1/10W J CRJ10DJ680T
HDMI	R269		nsp	00MNN05101610	CHIP RES.	100 OHM 1/10W J CRJ10DJ101T
HDMI	R270		nsp	00MNN05101610	CHIP RES.	100 OHM 1/10W J CRJ10DJ101T
HDMI	R271		nsp	00MNN05680610	CHIP RES.	68 OHM 1/10W J CRJ10DJ680T
HDMI	R272		nsp	00MNN05680610	CHIP RES.	68 OHM 1/10W J CRJ10DJ680T
HDMI	R273		nsp	00MNN05680610	CHIP RES.	68 OHM 1/10W J CRJ10DJ680T
HDMI	R274		nsp	00MNN05101610	CHIP RES.	100 OHM 1/10W J CRJ10DJ101T
HDMI	R275		nsp	00MNN05000610	CHIP RES.	0 OHM 1/10W J CRJ10DJ0R0T
HDMI	R301		nsp	00MNN05220610	CHIP RES.	22 OHM 1/10W J CRJ10DJ220T
HDMI	R302		nsp	00MNN05220610	CHIP RES.	22 OHM 1/10W J CRJ10DJ220T
HDMI	R303		nsp	00MNN05220610	CHIP RES.	22 OHM 1/10W J CRJ10DJ220T
HDMI	R304		nsp	00MNN05102610	CHIP RES.	1K OHM 1/10W J CRJ10DJ102T
HDMI	R305		nsp	00MNN05102610	CHIP RES.	1K OHM 1/10W J CRJ10DJ102T
HDMI	R306		nsp	00MNN05102610	CHIP RES.	1K OHM 1/10W J CRJ10DJ102T
HDMI	R307		nsp	00MNN05102610	CHIP RES.	1K OHM 1/10W J CRJ10DJ102T
HDMI	R308		nsp	00MNN05152610	CHIP RES.	1.5K OHM 1/10W J CRJ10DJ152T
HDMI	R309		nsp	00MNN05821610	CHIP RES.	820 OHM 1/10W J CRJ10DJ821T
HDMI	R310		nsp	00MNN05750610	CHIP RES.	75 OHM 1/10W J CRJ10DJ750T
HDMI	R311		nsp	00MNN05750610	CHIP RES.	75 OHM 1/10W J CRJ10DJ750T
HDMI	R312		nsp	00MNN05750610	CHIP RES.	75 OHM 1/10W J CRJ10DJ750T
HDMI	R313		nsp	00MNN05103610	CHIP RES.	10K OHM 1/10W J CRJ10DJ103T
HDMI	R314		nsp	00MNN05562610	CHIP RES.	5.6K OHM 1/10W J CRJ10DJ562T
HDMI	R316		nsp	00MNN05101610	CHIP RES.	100 OHM 1/10W J CRJ10DJ101T
HDMI	R317		nsp	00MNN05101610	CHIP RES.	100 OHM 1/10W J CRJ10DJ101T
HDMI	R318		nsp	00MNN05220610	CHIP RES.	22 OHM 1/10W J CRJ10DJ220T
HDMI	R319		nsp	00MNN05220610	CHIP RES.	22 OHM 1/10W J CRJ10DJ220T
HDMI	R320		nsp	00MNN05000610	CHIP RES.	0 OHM 1/10W J CRJ10DJ0R0T
HDMI	R321		nsp	00MNN05220610	CHIP RES.	22 OHM 1/10W J CRJ10DJ220T
HDMI	R322		nsp	00MNN05220610	CHIP RES.	22 OHM 1/10W J CRJ10DJ220T
HDMI	R323		nsp	00MNN05220610	CHIP RES.	22 OHM 1/10W J CRJ10DJ220T
HDMI	R324		nsp	00MNN05220610	CHIP RES.	22 OHM 1/10W J CRJ10DJ220T
HDMI	R325		nsp	00MNN05220610	CHIP RES.	22 OHM 1/10W J CRJ10DJ220T
HDMI	R326		nsp	00MNN05220610	CHIP RES.	22 OHM 1/10W J CRJ10DJ220T
HDMI	R327		nsp	00MNN05220610	CHIP RES.	22 OHM 1/10W J CRJ10DJ220T
HDMI	R328		nsp	00MNN05220610	CHIP RES.	22 OHM 1/10W J CRJ10DJ220T
HDMI	R329		nsp	00MNN05220610	CHIP RES.	22 OHM 1/10W J CRJ10DJ220T
HDMI	R330		nsp	00MNN05000610	CHIP RES.	0 OHM 1/10W J CRJ10DJ0R0T
HDMI	R331		nsp	00MNN05105610	CHIP RES.	1M OHM 1/10W J CRJ10DJ105T
HDMI	R332		nsp	00MNN05220610	CHIP RES.	22 OHM 1/10W J CRJ10DJ220T
HDMI	R333		nsp	00MNN05220610	CHIP RES.	22 OHM 1/10W J CRJ10DJ220T
HDMI	R334		nsp	00MNN05220610	CHIP RES.	22 OHM 1/10W J CRJ10DJ220T
HDMI	R335		nsp	00MNN05220610	CHIP RES.	22 OHM 1/10W J CRJ10DJ220T
HDMI	R336		nsp	00MNN05273610	CHIP RES.	27K OHM 1/10W J CRJ10DJ273T
HDMI	R337		nsp	00MNN05182610	CHIP RES.	1.8K OHM 1/10W J CRJ10DJ182T
HDMI	R338		nsp	00MNN05000610	CHIP RES.	0 OHM 1/10W J CRJ10DJ0R0T
HDMI	R339		nsp	00MNN05000610	CHIP RES.	0 OHM 1/10W J CRJ10DJ0R0T
HDMI	R340		nsp	00MNN05000610	CHIP RES.	0 OHM 1/10W J CRJ10DJ0R0T
HDMI	R341		nsp	00MNN05000610	CHIP RES.	0 OHM 1/10W J CRJ10DJ0R0T
HDMI	R342		nsp	00MNN05000610	CHIP RES.	0 OHM 1/10W J CRJ10DJ0R0T
HDMI	R343		nsp	00MNN05000610	CHIP RES.	0 OHM 1/10W J CRJ10DJ0R0T
HDMI	R344		nsp	00MNN05000610	CHIP RES.	0 OHM 1/10W J CRJ10DJ0R0T
HDMI	R345		nsp	00MNN05000610	CHIP RES.	0 OHM 1/10W J CRJ10DJ0R0T
HDMI	R347		nsp	943124003780S	CHIP RES.	20 OHM 1/10W 1608 CRJ10DJ200T
HDMI	R348		nsp	00MNN05151610	CHIP RES.	150 OHM 1/10W J CRJ10DJ151T

NOTE : *nsp* PART IS LISTED FOR REFERENCE ONLY, MARANTZ WILL NOT SUPPLY THESE PARTS.

P.W.B. NAME	POS. NO.	VERS. COLOR	PART NO. (FOR EUR)	PART NO. (MZ)	PART NAME	DESCRIPTION	
HDMI	R349		nsp	943124003780S	CHIP RES.	20 OHM 1/10W 1608	CRJ10DJ200T
HDMI	R350		nsp	00MNN05151610	CHIP RES.	150 OHM 1/10W J	CRJ10DJ151T
HDMI	R351		nsp	00MNN05392610	CHIP RES.	3.9K OHM 1/10W J	CRJ10DJ392T
HDMI	R352		nsp	00MNN05221610	CHIP RES.	220 OHM 1/10W J	CRJ10DJ221T
HDMI	R353		nsp	90M-NN000860R	CHIP RES.	300 OHM 1/10W J	CRJ10DJ301T
HDMI	R354		nsp	90M-NN000860R	CHIP RES.	300 OHM 1/10W J	CRJ10DJ301T
HDMI	R355		nsp	90M-NN000860R	CHIP RES.	300 OHM 1/10W J	CRJ10DJ301T
HDMI	R356		nsp	90M-NN000860R	CHIP RES.	300 OHM 1/10W J	CRJ10DJ301T
HDMI	R357		nsp	90M-NN000860R	CHIP RES.	300 OHM 1/10W J	CRJ10DJ301T
HDMI	R358		nsp	90M-NN000860R	CHIP RES.	300 OHM 1/10W J	CRJ10DJ301T
HDMI	R360		nsp	00MDK96104300	CER. CAP.	0.1UF 50V K	CCUS1H104KC
HDMI	R361		nsp	00MNN05392610	CHIP RES.	3.9K OHM 1/10W J	CRJ10DJ392T
HDMI	R362		nsp	00MNN05221610	CHIP RES.	220 OHM 1/10W J	CRJ10DJ221T
HDMI	R363		nsp	00MNN05000610	CHIP RES.	0 OHM 1/10W J	CRJ10DJ0R0T
HDMI	R364		nsp	00MNN05000610	CHIP RES.	0 OHM 1/10W J	CRJ10DJ0R0T
HDMI	R365		nsp	00MNN05000610	CHIP RES.	0 OHM 1/10W J	CRJ10DJ0R0T
HDMI	R366		nsp	00MNN05000610	CHIP RES.	0 OHM 1/10W J	CRJ10DJ0R0T
HDMI	R371		nsp	00MNN05470610	CHIP RES.	47 OHM 1/10W J	CRJ10DJ470T
HDMI	R373		nsp	00MNN05000610	CHIP RES.	0 OHM 1/10W J	CRJ10DJ0R0T
HDMI	R375		nsp	00MNN05101610	CHIP RES.	100 OHM 1/10W J	CRJ10DJ101T
HDMI	R376		nsp	00MNN05101610	CHIP RES.	100 OHM 1/10W J	CRJ10DJ101T
HDMI	R378		nsp	00MNN05153610	CHIP RES.	15K OHM 1/10W J	CRJ10DJ153T
HDMI	R379		nsp	00MNN05471610	CHIP RES.	470 OHM 1/10W J	CRJ10DJ471T
HDMI	R380		nsp	00MNN05103610	CHIP RES.	10K OHM 1/10W J	CRJ10DJ103T
HDMI	R381		nsp	00MNN05471610	CHIP RES.	470 OHM 1/10W J	CRJ10DJ471T
HDMI	R382		nsp	00MNN05471610	CHIP RES.	470 OHM 1/10W J	CRJ10DJ471T
HDMI	R383		nsp	00MNN05151610	CHIP RES.	150 OHM 1/10W J	CRJ10DJ151T
HDMI	R384		nsp	00MNN05103610	CHIP RES.	10K OHM 1/10W J	CRJ10DJ103T
HDMI	R385		nsp	00MNN05102610	CHIP RES.	1K OHM 1/10W J	CRJ10DJ102T
HDMI	R386		nsp	00MNN05102610	CHIP RES.	1K OHM 1/10W J	CRJ10DJ102T
HDMI	R387		nsp	00MNN05471610	CHIP RES.	470 OHM 1/10W J	CRJ10DJ471T
HDMI	R388		nsp	00MNN05471610	CHIP RES.	470 OHM 1/10W J	CRJ10DJ471T
HDMI	R389		nsp	00MNN05471610	CHIP RES.	470 OHM 1/10W J	CRJ10DJ471T
HDMI	R390		nsp	00MNN05103610	CHIP RES.	10K OHM 1/10W J	CRJ10DJ103T
HDMI	R391		nsp	00MNN05153610	CHIP RES.	15K OHM 1/10W J	CRJ10DJ153T
HDMI	R392		nsp	00MNN05103610	CHIP RES.	10K OHM 1/10W J	CRJ10DJ103T
HDMI	R393		nsp	00MNN05471610	CHIP RES.	470 OHM 1/10W J	CRJ10DJ471T
HDMI	R394		nsp	00MNN05471610	CHIP RES.	470 OHM 1/10W J	CRJ10DJ471T
HDMI	R395		nsp	00MNN05471610	CHIP RES.	470 OHM 1/10W J	CRJ10DJ471T
HDMI	R396		nsp	00MNN05151610	CHIP RES.	150 OHM 1/10W J	CRJ10DJ151T
HDMI	R397		nsp	00MNN05103610	CHIP RES.	10K OHM 1/10W J	CRJ10DJ103T
HDMI	R398		nsp	00MNN05102610	CHIP RES.	1K OHM 1/10W J	CRJ10DJ102T
HDMI	R399		nsp	00MNN05102610	CHIP RES.	1K OHM 1/10W J	CRJ10DJ102T
HDMI	R400		nsp	00MNN05471610	CHIP RES.	470 OHM 1/10W J	CRJ10DJ471T
HDMI	R401		nsp	00MNN05471610	CHIP RES.	470 OHM 1/10W J	CRJ10DJ471T
HDMI	R402		nsp	00MNN05471610	CHIP RES.	470 OHM 1/10W J	CRJ10DJ471T
HDMI	R403		nsp	00MNN05103610	CHIP RES.	10K OHM 1/10W J	CRJ10DJ103T
HDMI	R404		nsp	00MNN05153610	CHIP RES.	15K OHM 1/10W J	CRJ10DJ153T
HDMI	R405		nsp	00MNN05103610	CHIP RES.	10K OHM 1/10W J	CRJ10DJ103T
HDMI	R406		nsp	00MNN05471610	CHIP RES.	470 OHM 1/10W J	CRJ10DJ471T
HDMI	R407		nsp	00MNN05471610	CHIP RES.	470 OHM 1/10W J	CRJ10DJ471T
HDMI	R408		nsp	00MNN05471610	CHIP RES.	470 OHM 1/10W J	CRJ10DJ471T
HDMI	R409		nsp	00MNN05151610	CHIP RES.	150 OHM 1/10W J	CRJ10DJ151T
HDMI	R410		nsp	00MNN05103610	CHIP RES.	10K OHM 1/10W J	CRJ10DJ103T
HDMI	R411		nsp	00MNN05102610	CHIP RES.	1K OHM 1/10W J	CRJ10DJ102T
HDMI	R412		nsp	00MNN05102610	CHIP RES.	1K OHM 1/10W J	CRJ10DJ102T
HDMI	R413		nsp	00MNN05471610	CHIP RES.	470 OHM 1/10W J	CRJ10DJ471T
HDMI	R414		nsp	00MNN05471610	CHIP RES.	470 OHM 1/10W J	CRJ10DJ471T
HDMI	R415		nsp	00MNN05471610	CHIP RES.	470 OHM 1/10W J	CRJ10DJ471T
HDMI	R416		nsp	00MNN05103610	CHIP RES.	10K OHM 1/10W J	CRJ10DJ103T
HDMI	R417		nsp	00MNN05102610	CHIP RES.	1K OHM 1/10W J	CRJ10DJ102T
HDMI	R418		nsp	00MNN05102610	CHIP RES.	1K OHM 1/10W J	CRJ10DJ102T
HDMI	R419		nsp	00MNN05103610	CHIP RES.	10K OHM 1/10W J	CRJ10DJ103T
HDMI	R420		nsp	00MNN05561610	CHIP RES.	560 OHM 1/10W J	CRJ10DJ561T
HDMI	R421		nsp	00MNN05471610	CHIP RES.	470 OHM 1/10W J	CRJ10DJ471T
HDMI	R422		nsp	00MNN05471610	CHIP RES.	470 OHM 1/10W J	CRJ10DJ471T
HDMI	R423		nsp	00MNN05153610	CHIP RES.	15K OHM 1/10W J	CRJ10DJ153T

NOTE : "nsp" PART IS LISTED FOR REFERENCE ONLY, MARANTZ WILL NOT SUPPLY THESE PARTS.

P.W.B. NAME	POS. NO.	VERS. COLOR	PART NO. (FOR EUR)	PART NO. (MZ)	PART NAME	DESCRIPTION
HDMI	R424		nsp	00MNN05103610	CHIP RES.	10K OHM 1/10W J CRJ10DJ103T
HDMI	R425		nsp	00MNN05102610	CHIP RES.	1K OHM 1/10W J CRJ10DJ102T
HDMI	R426		nsp	00MNN05102610	CHIP RES.	1K OHM 1/10W J CRJ10DJ102T
HDMI	R427		nsp	00MNN05103610	CHIP RES.	10K OHM 1/10W J CRJ10DJ103T
HDMI	R428		nsp	00MNN05561610	CHIP RES.	560 OHM 1/10W J CRJ10DJ561T
HDMI	R429		nsp	00MNN05471610	CHIP RES.	470 OHM 1/10W J CRJ10DJ471T
HDMI	R430		nsp	00MNN05471610	CHIP RES.	470 OHM 1/10W J CRJ10DJ471T
HDMI	R431		nsp	00MNN05153610	CHIP RES.	15K OHM 1/10W J CRJ10DJ153T
HDMI	R432		nsp	00MNN05103610	CHIP RES.	10K OHM 1/10W J CRJ10DJ103T
HDMI	R433		nsp	00MNN05102610	CHIP RES.	1K OHM 1/10W J CRJ10DJ102T
HDMI	R434		nsp	00MNN05102610	CHIP RES.	1K OHM 1/10W J CRJ10DJ102T
HDMI	R435		nsp	00MNN05102610	CHIP RES.	1K OHM 1/10W J CRJ10DJ102T
HDMI	R436		nsp	00MNN05103610	CHIP RES.	10K OHM 1/10W J CRJ10DJ103T
HDMI	R437		nsp	00MNN05561610	CHIP RES.	560 OHM 1/10W J CRJ10DJ561T
HDMI	R438		nsp	00MNN05471610	CHIP RES.	470 OHM 1/10W J CRJ10DJ471T
HDMI	R439		nsp	00MNN05471610	CHIP RES.	470 OHM 1/10W J CRJ10DJ471T
HDMI	R440		nsp	00MNN05153610	CHIP RES.	15K OHM 1/10W J CRJ10DJ153T
HDMI	R441		nsp	00MNN05103610	CHIP RES.	10K OHM 1/10W J CRJ10DJ103T
HDMI	R450		nsp	00MNN05220610	CHIP RES.	22 OHM 1/10W J CRJ10DJ220T
HDMI	R451		nsp	00MNN05220610	CHIP RES.	22 OHM 1/10W J CRJ10DJ220T
HDMI	R452		nsp	00MNN05220610	CHIP RES.	22 OHM 1/10W J CRJ10DJ220T
HDMI	R453		nsp	00MNN05220610	CHIP RES.	22 OHM 1/10W J CRJ10DJ220T
HDMI	R462		nsp	00MNN05220610	CHIP RES.	22 OHM 1/10W J CRJ10DJ220T
HDMI	R463		nsp	00MNN05000610	CHIP RES.	0 OHM 1/10W J CRJ10DJ0R0T
HDMI	R464		nsp	00MNN05220610	CHIP RES.	22 OHM 1/10W J CRJ10DJ220T
HDMI	R465		nsp	00MNN05220610	CHIP RES.	22 OHM 1/10W J CRJ10DJ220T
HDMI	R466		nsp	00MNN05000610	CHIP RES.	0 OHM 1/10W J CRJ10DJ0R0T
HDMI	R468		nsp	00MNN05220610	CHIP RES.	22 OHM 1/10W J CRJ10DJ220T
HDMI	R469		nsp	00MNN05000610	CHIP RES.	0 OHM 1/10W J CRJ10DJ0R0T
HDMI	R470		nsp	00MNN05000610	CHIP RES.	0 OHM 1/10W J CRJ10DJ0R0T
HDMI	R471		nsp	00MNN05000610	CHIP RES.	0 OHM 1/10W J CRJ10DJ0R0T
HDMI	R472		nsp	00MNN05000610	CHIP RES.	0 OHM 1/10W J CRJ10DJ0R0T
HDMI	R473		nsp	00MNN05000610	CHIP RES.	0 OHM 1/10W J CRJ10DJ0R0T
HDMI	R474		nsp	00MNN05000610	CHIP RES.	0 OHM 1/10W J CRJ10DJ0R0T
HDMI	R477		nsp	00MNN05220610	CHIP RES.	22 OHM 1/10W J CRJ10DJ220T
HDMI	R478		nsp	00MNN05220610	CHIP RES.	22 OHM 1/10W J CRJ10DJ220T
HDMI	R479		nsp	00MNN05220610	CHIP RES.	22 OHM 1/10W J CRJ10DJ220T
HDMI	R480		nsp	00MNN05220610	CHIP RES.	22 OHM 1/10W J CRJ10DJ220T
HDMI	R481		nsp	00MNN05103610	CHIP RES.	10K OHM 1/10W J CRJ10DJ103T
HDMI	R482		nsp	00MNN05000610	CHIP RES.	0 OHM 1/10W J CRJ10DJ0R0T
HDMI	R484		nsp	00MNN05103610	CHIP RES.	10K OHM 1/10W J CRJ10DJ103T
HDMI	R485		nsp	00MNN05103610	CHIP RES.	10K OHM 1/10W J CRJ10DJ103T
HDMI	R488		nsp	00MNN05000610	CHIP RES.	0 OHM 1/10W J CRJ10DJ0R0T
HDMI	R489		nsp	00MNN05000610	CHIP RES.	0 OHM 1/10W J CRJ10DJ0R0T
HDMI	R492		nsp	00MNN05000610	CHIP RES.	0 OHM 1/10W J CRJ10DJ0R0T
HDMI	R494		nsp	00MNN05103610	CHIP RES.	10K OHM 1/10W J CRJ10DJ103T
HDMI	R495		nsp	00MNN05103610	CHIP RES.	10K OHM 1/10W J CRJ10DJ103T
HDMI	R496		nsp	00MNN05000610	CHIP RES.	0 OHM 1/10W J CRJ10DJ0R0T
HDMI	R497		nsp	00MNN05000610	CHIP RES.	0 OHM 1/10W J CRJ10DJ0R0T
HDMI	R498		nsp	00MNN05000610	CHIP RES.	0 OHM 1/10W J CRJ10DJ0R0T
HDMI	R501		nsp	00MNN05103610	CHIP RES.	10K OHM 1/10W J CRJ10DJ103T
HDMI	R503		nsp	00MNN05103610	CHIP RES.	10K OHM 1/10W J CRJ10DJ103T
HDMI	R510		nsp	00MNN05272610	CHIP RES.	2.7K OHM 1/10W J CRJ10DJ272T
HDMI	R512		nsp	00MNN05272610	CHIP RES.	2.7K OHM 1/10W J CRJ10DJ272T
HDMI	R601		nsp	00MNN05103610	CHIP RES.	10K OHM 1/10W J CRJ10DJ103T
HDMI	R602		nsp	00MNN05103610	CHIP RES.	10K OHM 1/10W J CRJ10DJ103T
HDMI	R603		nsp	00MNN05472610	CHIP RES.	4.7K OHM 1/10W J CRJ10DJ472T
HDMI	R604		nsp	00MNN05472610	CHIP RES.	4.7K OHM 1/10W J CRJ10DJ472T
HDMI	R605		nsp	00MNN05000610	CHIP RES.	0 OHM 1/10W J CRJ10DJ0R0T
HDMI	R607		nsp	00MNN05103610	CHIP RES.	10K OHM 1/10W J CRJ10DJ103T
HDMI	R608		nsp	00MNN05103610	CHIP RES.	10K OHM 1/10W J CRJ10DJ103T
HDMI	R609		nsp	00MNN05103610	CHIP RES.	10K OHM 1/10W J CRJ10DJ103T
HDMI	R610		nsp	00MNN05103610	CHIP RES.	10K OHM 1/10W J CRJ10DJ103T
HDMI	R611		nsp	00MNN05103610	CHIP RES.	10K OHM 1/10W J CRJ10DJ103T
HDMI	R612		nsp	00MNN05103610	CHIP RES.	10K OHM 1/10W J CRJ10DJ103T
HDMI	R613		nsp	00MNN05103610	CHIP RES.	10K OHM 1/10W J CRJ10DJ103T
HDMI	R614		nsp	00MNN05103610	CHIP RES.	10K OHM 1/10W J CRJ10DJ103T

NOTE : "nsp" PART IS LISTED FOR REFERENCE ONLY, MARANTZ WILL NOT SUPPLY THESE PARTS.

P.W.B. NAME	POS. NO.	VERS. COLOR	PART NO. (FOR EUR)	PART NO. (MZ)	PART NAME	DESCRIPTION	
HDMI	R615		nsp	00MNN05103610	CHIP RES.	10K OHM 1/10W J	CRJ10DJ103T
HDMI	R616		nsp	00MNN05103610	CHIP RES.	10K OHM 1/10W J	CRJ10DJ103T
HDMI	R617		nsp	00MNN05103610	CHIP RES.	10K OHM 1/10W J	CRJ10DJ103T
HDMI	R618		nsp	00MNN05332610	CHIP RES.	3.3K OHM 1/10W J	CRJ10DJ332T
HDMI	R619		nsp	00MNN05472610	CHIP RES.	4.7K OHM 1/10W J	CRJ10DJ472T
HDMI	R620		nsp	00MNN05472610	CHIP RES.	4.7K OHM 1/10W J	CRJ10DJ472T
HDMI	R621		nsp	00MNN05682610	CHIP RES.	6.8K OHM 1/10W J	CRJ10DJ682T
HDMI	R622		nsp	00MNN05682610	CHIP RES.	6.8K OHM 1/10W J	CRJ10DJ682T
HDMI	R623		nsp	00MNN05682610	CHIP RES.	6.8K OHM 1/10W J	CRJ10DJ682T
HDMI	R624		nsp	00MNN05332610	CHIP RES.	3.3K OHM 1/10W J	CRJ10DJ332T
HDMI	R625		nsp	00MNN05332610	CHIP RES.	3.3K OHM 1/10W J	CRJ10DJ332T
HDMI	R626		nsp	00MNN05103610	CHIP RES.	10K OHM 1/10W J	CRJ10DJ103T
HDMI	R628		nsp	00MNN05103610	CHIP RES.	10K OHM 1/10W J	CRJ10DJ103T
HDMI	R629		nsp	00MNN05103610	CHIP RES.	10K OHM 1/10W J	CRJ10DJ103T
HDMI	R630		nsp	00MNN05103610	CHIP RES.	10K OHM 1/10W J	CRJ10DJ103T
HDMI	R631		nsp	00MNN05103610	CHIP RES.	10K OHM 1/10W J	CRJ10DJ103T
HDMI	R632		nsp	00MNN05332610	CHIP RES.	3.3K OHM 1/10W J	CRJ10DJ332T
HDMI	R633		nsp	00MNN05682610	CHIP RES.	6.8K OHM 1/10W J	CRJ10DJ682T
HDMI	R634		nsp	00MNN05103610	CHIP RES.	10K OHM 1/10W J	CRJ10DJ103T
HDMI	R635		nsp	00MNN05103610	CHIP RES.	10K OHM 1/10W J	CRJ10DJ103T
HDMI	R636		nsp	00MNN05103610	CHIP RES.	10K OHM 1/10W J	CRJ10DJ103T
HDMI	R638		nsp	00MNN05682610	CHIP RES.	6.8K OHM 1/10W J	CRJ10DJ682T
HDMI	R640		nsp	00MNN05103610	CHIP RES.	10K OHM 1/10W J	CRJ10DJ103T
HDMI	R641		nsp	00MNN05103610	CHIP RES.	10K OHM 1/10W J	CRJ10DJ103T
HDMI	R642		nsp	00MNN05103610	CHIP RES.	10K OHM 1/10W J	CRJ10DJ103T
HDMI	R643		nsp	00MNN05103610	CHIP RES.	10K OHM 1/10W J	CRJ10DJ103T
HDMI	R644		nsp	00MNN05103610	CHIP RES.	10K OHM 1/10W J	CRJ10DJ103T
HDMI	R645		nsp	00MNN05103610	CHIP RES.	10K OHM 1/10W J	CRJ10DJ103T
HDMI	R654		nsp	00MNN05000610	CHIP RES.	0 OHM 1/10W J	CRJ10DJ0R0T
HDMI	R655		nsp	00MNN05332610	CHIP RES.	3.3K OHM 1/10W J	CRJ10DJ332T
HDMI	R658		nsp	00MNN05472610	CHIP RES.	4.7K OHM 1/10W J	CRJ10DJ472T
HDMI	R659		nsp	00MNN05472610	CHIP RES.	4.7K OHM 1/10W J	CRJ10DJ472T
HDMI	R660		nsp	00MNN05472610	CHIP RES.	4.7K OHM 1/10W J	CRJ10DJ472T
HDMI	R661		nsp	00MNN05472610	CHIP RES.	4.7K OHM 1/10W J	CRJ10DJ472T
HDMI	R662		nsp	00MNN05472610	CHIP RES.	4.7K OHM 1/10W J	CRJ10DJ472T
HDMI	R663		nsp	00MNN05472610	CHIP RES.	4.7K OHM 1/10W J	CRJ10DJ472T
HDMI	R664		nsp	00MNN05472610	CHIP RES.	4.7K OHM 1/10W J	CRJ10DJ472T
HDMI	R665		nsp	00MNN05472610	CHIP RES.	4.7K OHM 1/10W J	CRJ10DJ472T
HDMI	R666		nsp	00MNN05472610	CHIP RES.	4.7K OHM 1/10W J	CRJ10DJ472T
HDMI	R667		nsp	00MNN05472610	CHIP RES.	4.7K OHM 1/10W J	CRJ10DJ472T
HDMI	R668		nsp	00MNN05472610	CHIP RES.	4.7K OHM 1/10W J	CRJ10DJ472T
HDMI	R669		nsp	00MNN05472610	CHIP RES.	4.7K OHM 1/10W J	CRJ10DJ472T
HDMI	R670		nsp	00MNN05472610	CHIP RES.	4.7K OHM 1/10W J	CRJ10DJ472T
HDMI	R671		nsp	00MNN05472610	CHIP RES.	4.7K OHM 1/10W J	CRJ10DJ472T
HDMI	R674		nsp	00MNN05101610	CHIP RES.	100 OHM 1/10W J	CRJ10DJ101T
HDMI	R675		nsp	00MNN05103610	CHIP RES.	10K OHM 1/10W J	CRJ10DJ103T
HDMI	R676		nsp	00MNN05103610	CHIP RES.	10K OHM 1/10W J	CRJ10DJ103T
HDMI	R677		nsp	00MNN05000610	CHIP RES.	0 OHM 1/10W J	CRJ10DJ0R0T
HDMI	R678		nsp	00MNN05000610	CHIP RES.	0 OHM 1/10W J	CRJ10DJ0R0T
HDMI	R679		nsp	00MNN05000610	CHIP RES.	0 OHM 1/10W J	CRJ10DJ0R0T
HDMI	R680		nsp	00MNN05000610	CHIP RES.	0 OHM 1/10W J	CRJ10DJ0R0T
HDMI	R681		nsp	00MNN05000610	CHIP RES.	0 OHM 1/10W J	CRJ10DJ0R0T
HDMI	R683		nsp	00MNN05000610	CHIP RES.	0 OHM 1/10W J	CRJ10DJ0R0T
HDMI	R691		nsp	00MNN05105610	CHIP RES.	1M OHM 1/10W J	CRJ10DJ105T
HDMI	R692		nsp	00MNN05000610	CHIP RES.	0 OHM 1/10W J	CRJ10DJ0R0T
HDMI	R693		nsp	00MNN05000610	CHIP RES.	0 OHM 1/10W J	CRJ10DJ0R0T
HDMI	R694		nsp	00MNN05330610	CHIP RES.	33 OHM 1/10W J	CRJ10DJ330T
HDMI	R698		nsp	00MNN05472610	CHIP RES.	4.7K OHM 1/10W J	CRJ10DJ472T
HDMI	R699		nsp	00MNN05472610	CHIP RES.	4.7K OHM 1/10W J	CRJ10DJ472T
HDMI	RN21		90M-BW000470R	90M-BW000470R	RES. COMPO.	RES ARRAY 0 OHM 1608X4	CRJ104DJ0R0T
HDMI	RN22		90M-BW000470R	90M-BW000470R	RES. COMPO.	RES ARRAY 0 OHM 1608X4	CRJ104DJ0R0T
HDMI	RN23		90M-BW000470R	90M-BW000470R	RES. COMPO.	RES ARRAY 0 OHM 1608X4	CRJ104DJ0R0T
HDMI	RN24		90M-BW000470R	90M-BW000470R	RES. COMPO.	RES ARRAY 0 OHM 1608X4	CRJ104DJ0R0T
HDMI	RN25		90M-BW000470R	90M-BW000470R	RES. COMPO.	RES ARRAY 0 OHM 1608X4	CRJ104DJ0R0T
HDMI	RN26		90M-BW000470R	90M-BW000470R	RES. COMPO.	RES ARRAY 0 OHM 1608X4	CRJ104DJ0R0T
HDMI	RN27		90M-BW000470R	90M-BW000470R	RES. COMPO.	RES ARRAY 0 OHM 1608X4	CRJ104DJ0R0T
HDMI	RN28		90M-BW000470R	90M-BW000470R	RES. COMPO.	RES ARRAY 0 OHM 1608X4	CRJ104DJ0R0T

NOTE : "nsp" PART IS LISTED FOR REFERENCE ONLY, MARANTZ WILL NOT SUPPLY THESE PARTS.

P.W.B. NAME	POS. NO.	VERS. COLOR	PART NO. (FOR EUR)	PART NO. (MZ)	PART NAME	DESCRIPTION	
HDMI	RN29		90M-BW000470R	90M-BW000470R	RES. COMPO.	RES ARRAY 0 OHM 1608X4	CRJ104DJ0R0T
HDMI	RN30		90M-BW000470R	90M-BW000470R	RES. COMPO.	RES ARRAY 0 OHM 1608X4	CRJ104DJ0R0T
HDMI	RN31		90M-BW000400R	90M-BW000400R	RES. COMPO.	22 OHM X4 2012 ARRAY	CRJ104DJ220T
HDMI	RN32		943126003790S	943126003790S	RES. COMPO.	68 OHM 4ARRAY	CRJ104DJ680T
HDMI	RN33		90M-BW000390R	90M-BW000390R	RES. COMPO.	ARC 241 100R ARRAY	CRJ104DJ101T
HDMI	RN34		90M-BW000390R	90M-BW000390R	RES. COMPO.	ARC 241 100R ARRAY	CRJ104DJ101T
HDMI	RN35		90M-BW000400R	90M-BW000400R	RES. COMPO.	22 OHM X4 2012 ARRAY	CRJ104DJ220T
HDMI	RN36		90M-BW000400R	90M-BW000400R	RES. COMPO.	22 OHM X4 2012 ARRAY	CRJ104DJ220T
HDMI	RN37		90M-BW000400R	90M-BW000400R	RES. COMPO.	22 OHM X4 2012 ARRAY	CRJ104DJ220T
HDMI	RN38		90M-BW000400R	90M-BW000400R	RES. COMPO.	22 OHM X4 2012 ARRAY	CRJ104DJ220T
HDMI	RN39		90M-BW000400R	90M-BW000400R	RES. COMPO.	22 OHM X4 2012 ARRAY	CRJ104DJ220T
HDMI	RN40		90M-BW000400R	90M-BW000400R	RES. COMPO.	22 OHM X4 2012 ARRAY	CRJ104DJ220T
HDMI	RN41		90M-BW000400R	90M-BW000400R	RES. COMPO.	22 OHM X4 2012 ARRAY	CRJ104DJ220T
HDMI	RN42		90M-BW000400R	90M-BW000400R	RES. COMPO.	22 OHM X4 2012 ARRAY	CRJ104DJ220T
HDMI	RN43		90M-BW000400R	90M-BW000400R	RES. COMPO.	22 OHM X4 2012 ARRAY	CRJ104DJ220T
HDMI	RN44		90M-BW000400R	90M-BW000400R	RES. COMPO.	22 OHM X4 2012 ARRAY	CRJ104DJ220T
HDMI	RN45		90M-BW000400R	90M-BW000400R	RES. COMPO.	22 OHM X4 2012 ARRAY	CRJ104DJ220T
HDMI	RN46		90M-BW000400R	90M-BW000400R	RES. COMPO.	22 OHM X4 2012 ARRAY	CRJ104DJ220T
HDMI	RN47		90M-BW000400R	90M-BW000400R	RES. COMPO.	22 OHM X4 2012 ARRAY	CRJ104DJ220T
HDMI	RN49		90M-BW000400R	90M-BW000400R	RES. COMPO.	22 OHM X4 2012 ARRAY	CRJ104DJ220T
HDMI	RN50		90M-BW000400R	90M-BW000400R	RES. COMPO.	22 OHM X4 2012 ARRAY	CRJ104DJ220T
HDMI	RN51		90M-BW000400R	90M-BW000400R	RES. COMPO.	22 OHM X4 2012 ARRAY	CRJ104DJ220T
HDMI	RN52		90M-BW000400R	90M-BW000400R	RES. COMPO.	22 OHM X4 2012 ARRAY	CRJ104DJ220T
HDMI	RN53		90M-BW000400R	90M-BW000400R	RES. COMPO.	22 OHM X4 2012 ARRAY	CRJ104DJ220T
HDMI	RN54		90M-BW000400R	90M-BW000400R	RES. COMPO.	22 OHM X4 2012 ARRAY	CRJ104DJ220T
HDMI	RN55		90M-BW000400R	90M-BW000400R	RES. COMPO.	22 OHM X4 2012 ARRAY	CRJ104DJ220T
HDMI	RN56		90M-BW000400R	90M-BW000400R	RES. COMPO.	22 OHM X4 2012 ARRAY	CRJ104DJ220T
HDMI	RN57		90M-BW000400R	90M-BW000400R	RES. COMPO.	22 OHM X4 2012 ARRAY	CRJ104DJ220T
HDMI	RN58		90M-BW000400R	90M-BW000400R	RES. COMPO.	22 OHM X4 2012 ARRAY	CRJ104DJ220T
HDMI	RN59		90M-BW000400R	90M-BW000400R	RES. COMPO.	22 OHM X4 2012 ARRAY	CRJ104DJ220T
HDMI	RN60		90M-BW000400R	90M-BW000400R	RES. COMPO.	22 OHM X4 2012 ARRAY	CRJ104DJ220T
HDMI	RN61		90M-BW000400R	90M-BW000400R	RES. COMPO.	22 OHM X4 2012 ARRAY	CRJ104DJ220T
HDMI	X201		90M-JX001430R	90M-JX001430R	X'TAL	28.322MHZ HC-49/S	COX28322E180TF
HDMI	X301		90M-JX001360R	90M-JX001360R	X'TAL	28.636MHZ	COX28636E330TF
HDMI	X401		90M-JX001330R	90M-JX001330R	X'TAL	27MHZ	COX27000E180TF
HDMI	X601		90M-JX001190R	90M-JX001190R	X'TAL	20MHZ	HOX20000E220TF
					INPUT PWB (CUP12086Z)		
INPUT	BN11		nsp	nsp	CORD	WIRE ASSY	CWE8102140RV
INPUT	BN12		nsp	nsp	CORD	1P WIRE ASSY 180MM	CWE8202180AA
INPUT	BN30		nsp	nsp	CORD	1P WIRE ASSY 180MM	CWE7202180AA
INPUT	BN31		nsp	nsp	CORD	1P WIRE ASSY 150MM	CWE7202150AA
INPUT	BN32		nsp	nsp	CORD	1P WIRE ASSY 150MM	CWE7202150AA
INPUT	BN81	/U1B	nsp	nsp	CORD	WIRE ASSY	CWB1D902150BM
INPUT	BN83		nsp	nsp	CORD	WIRE ASSY	CWB2B909550EN
INPUT	BN98	/U1B	nsp	nsp	CORD	7P WIRE ASSY 100MM	CWB1C907100EN
INPUT	C101		nsp	00MDK96104300	CER. CAP.	0.1UF 50V K	CCUS1H104KC
INPUT	C102		nsp	00MDD95270300	CER. CAP.	27PF 50V JA	CCUS1H270JA
INPUT	C103		nsp	00MDD95270300	CER. CAP.	27PF 50V JA	CCUS1H270JA
INPUT	C104		nsp	00MDK96104300	CER. CAP.	0.1UF 50V K	CCUS1H104KC
INPUT	C105		nsp	00MDK96104300	CER. CAP.	0.1UF 50V K	CCUS1H104KC
INPUT	C106		nsp	00MDK96104300	CER. CAP.	0.1UF 50V K	CCUS1H104KC
INPUT	C107		nsp	00MDK96104300	CER. CAP.	0.1UF 50V K	CCUS1H104KC
INPUT	C108		nsp	00MDK96104300	CER. CAP.	0.1UF 50V K	CCUS1H104KC
INPUT	C109		nsp	00MDK96104300	CER. CAP.	0.1UF 50V K	CCUS1H104KC
INPUT	C110		nsp	00MDK96104300	CER. CAP.	0.1UF 50V K	CCUS1H104KC
INPUT	C111		nsp	00MDK96104300	CER. CAP.	0.1UF 50V K	CCUS1H104KC
INPUT	C112		nsp	00MDK96104300	CER. CAP.	0.1UF 50V K	CCUS1H104KC
INPUT	C113		nsp	00MDK96104300	CER. CAP.	0.1UF 50V K	CCUS1H104KC
INPUT	C114		nsp	00MDK96104300	CER. CAP.	0.1UF 50V K	CCUS1H104KC
INPUT	C115		nsp	00MDK96104300	CER. CAP.	0.1UF 50V K	CCUS1H104KC
INPUT	C116		nsp	00MDD95221300	CER. CAP.	220PF 50V JA	CCUS1H221JA
INPUT	C117		nsp	00MDK96104300	CER. CAP.	0.1UF 50V K	CCUS1H104KC
INPUT	C118		nsp	00MDD95221300	CER. CAP.	220PF 50V JA	CCUS1H221JA
INPUT	C119		nsp	00MDK96104300	CER. CAP.	0.1UF 50V K	CCUS1H104KC
INPUT	C120		nsp	00MDD95221300	CER. CAP.	220PF 50V JA	CCUS1H221JA
INPUT	C121		nsp	00MDK96104300	CER. CAP.	0.1UF 50V K	CCUS1H104KC
INPUT	C122		nsp	00MDD95221300	CER. CAP.	220PF 50V JA	CCUS1H221JA

NOTE : *nsp* PART IS LISTED FOR REFERENCE ONLY, MARANTZ WILL NOT SUPPLY THESE PARTS.

P.W.B. NAME	POS. NO.	VERS. COLOR	PART NO. (FOR EUR)	PART NO. (MZ)	PART NAME	DESCRIPTION	
INPUT	C124		nsp	00MDK96104300	CER. CAP.	0.1UF 50V K	CCUS1H104KC
INPUT	C125		nsp	00MDK96104300	CER. CAP.	0.1UF 50V K	CCUS1H104KC
INPUT	C126		nsp	00MDK96104300	CER. CAP.	0.1UF 50V K	CCUS1H104KC
INPUT	C127		nsp	00MOA10701620	ELECT CAP.	100UF 16V	CCEA1CH101T
INPUT	C128		nsp	00MDK96104300	CER. CAP.	0.1UF 50V K	CCUS1H104KC
INPUT	C129		nsp	00MOA22701620	ELECT CAP.	220UF 16V	CCEA1CH221T
INPUT	C130		nsp	00MDK96104300	CER. CAP.	0.1UF 50V K	CCUS1H104KC
INPUT	C131		nsp	00MOA10701620	ELECT CAP.	100UF 16V	CCEA1CH101T
INPUT	C132	F B	nsp	00MDK96104300	CER. CAP.	0.1UF 50V K	CCUS1H104KC
INPUT	C132	/U1B	nsp	00MDK96104300	CER. CAP.	0.1UF 50V K	CCUS1H104KC
INPUT	C133	F B	nsp	00MDK96104300	CER. CAP.	0.1UF 50V K	CCUS1H104KC
INPUT	C133	/U1B	nsp	00MDK96104300	CER. CAP.	0.1UF 50V K	CCUS1H104KC
INPUT	C134	F B	nsp	00MDK96104300	CER. CAP.	0.1UF 50V K	CCUS1H104KC
INPUT	C134	/U1B	nsp	00MDK96104300	CER. CAP.	0.1UF 50V K	CCUS1H104KC
INPUT	C135	F B	nsp	00MDK96104300	CER. CAP.	0.1UF 50V K	CCUS1H104KC
INPUT	C135	/U1B	nsp	00MDK96104300	CER. CAP.	0.1UF 50V K	CCUS1H104KC
INPUT	C136		nsp	00MDK96103300	CER. CAP.	0.01UF 50V KC	CCUS1H103KC
INPUT	C137		nsp	00MDK96103300	CER. CAP.	0.01UF 50V KC	CCUS1H103KC
INPUT	C138		nsp	00MDD95330300	CER. CAP.	33PF 50V JA	CCUS1H330JA
INPUT	C139		nsp	00MDD95330300	CER. CAP.	33PF 50V JA	CCUS1H330JA
INPUT	C140		nsp	00MOA47602520	ELECT CAP.	47UF 25V	CCEA1EH470T
INPUT	C141		nsp	00MDK96104300	CER. CAP.	0.1UF 50V K	CCUS1H104KC
INPUT	C142		nsp	00MOA47602520	ELECT CAP.	47UF 25V	CCEA1EH470T
INPUT	C143		nsp	00MDK96104300	CER. CAP.	0.1UF 50V K	CCUS1H104KC
INPUT	C144		nsp	00MOA47602520	ELECT CAP.	47UF 25V	CCEA1EH470T
INPUT	C145		nsp	00MDK96103300	CER. CAP.	0.01UF 50V KC	CCUS1H103KC
INPUT	C146		nsp	00MOA10701620	ELECT CAP.	100UF 16V	CCEA1CH101T
INPUT	C147		nsp	00MOA10701620	ELECT CAP.	100UF 16V	CCEA1CH101T
INPUT	C148		nsp	00MDK96473300	CER. CAP.	0.043UF 50V KC	CCUS1H473KC
INPUT	C149		nsp	00MDK96473300	CER. CAP.	0.043UF 50V KC	CCUS1H473KC
INPUT	C150		nsp	00MOA10701620	ELECT CAP.	100UF 16V	CCEA1CH101T
INPUT	C151		nsp	00MOA10701620	ELECT CAP.	100UF 16V	CCEA1CH101T
INPUT	C152		nsp	00MDK96104300	CER. CAP.	0.1UF 50V K	CCUS1H104KC
INPUT	C153		nsp	00MOA10701620	ELECT CAP.	100UF 16V	CCEA1CH101T
INPUT	C154		nsp	00MDK96104300	CER. CAP.	0.1UF 50V K	CCUS1H104KC
INPUT	C155		nsp	00MDK96104300	CER. CAP.	0.1UF 50V K	CCUS1H104KC
INPUT	C156		nsp	00MOA10701620	ELECT CAP.	100UF 16V	CCEA1CH101T
INPUT	C157		nsp	00MDK96104300	CER. CAP.	0.1UF 50V K	CCUS1H104KC
INPUT	C158		nsp	00MDK96104300	CER. CAP.	0.1UF 50V K	CCUS1H104KC
INPUT	C159		nsp	00MDK96104300	CER. CAP.	0.1UF 50V K	CCUS1H104KC
INPUT	C160		nsp	00MDK96104300	CER. CAP.	0.1UF 50V K	CCUS1H104KC
INPUT	C161		nsp	00MOA10801620	ELECT CAP.	1000UF 16V	CCEA1CH102E
INPUT	C162		nsp	00MDK96103300	CER. CAP.	0.01UF 50V KC	CCUS1H103KC
INPUT	C163		nsp	00MDK96103300	CER. CAP.	0.01UF 50V KC	CCUS1H103KC
INPUT	C164		nsp	00MDK96103300	CER. CAP.	0.01UF 50V KC	CCUS1H103KC
INPUT	C165		nsp	00MDK96103300	CER. CAP.	0.01UF 50V KC	CCUS1H103KC
INPUT	C166		nsp	00MDK96103300	CER. CAP.	0.01UF 50V KC	CCUS1H103KC
INPUT	C167		nsp	00MDK96104300	CER. CAP.	0.1UF 50V K	CCUS1H104KC
INPUT	C168		nsp	00MDK96104300	CER. CAP.	0.1UF 50V K	CCUS1H104KC
INPUT	C169		nsp	00MDK96104300	CER. CAP.	0.1UF 50V K	CCUS1H104KC
INPUT	C201		nsp	00MDK96104300	CER. CAP.	0.1UF 50V K	CCUS1H104KC
INPUT	C202		nsp	00MDD95101300	CER. CAP.	100PF 50V JA	CCUS1H101JA
INPUT	C203		nsp	00MDK96103300	CER. CAP.	0.01UF 50V KC	CCUS1H103KC
INPUT	C204		nsp	00MOA47602520	ELECT CAP.	47UF 25V	CCEA1EH470T
INPUT	C205		nsp	00MDD95101300	CER. CAP.	100PF 50V JA	CCUS1H101JA
INPUT	C206		nsp	00MDK96104300	CER. CAP.	0.1UF 50V K	CCUS1H104KC
INPUT	C207		nsp	00MDK96103300	CER. CAP.	0.01UF 50V KC	CCUS1H103KC
INPUT	C208		nsp	00MOA47602520	ELECT CAP.	47UF 25V	CCEA1EH470T
INPUT	C209		nsp	00MDK96103300	CER. CAP.	0.01UF 50V KC	CCUS1H103KC
INPUT	C210		nsp	00MOA47602520	ELECT CAP.	47UF 25V	CCEA1EH470T
INPUT	C211		nsp	00MDK96104300	CER. CAP.	0.1UF 50V K	CCUS1H104KC
INPUT	C212		nsp	00MDD95330300	CER. CAP.	33PF 50V JA	CCUS1H330JA
INPUT	C213		nsp	00MDK96103300	CER. CAP.	0.01UF 50V KC	CCUS1H103KC
INPUT	C214		nsp	00MOA47602520	ELECT CAP.	47UF 25V	CCEA1EH470T
INPUT	C216		nsp	00MOA22605020	ELECT CAP.	22UF 50V	CCEA1HH220T
INPUT	C217		nsp	00MDD95151300	CER. CAP.	150PF 50V JA	CCUS1H151JA
INPUT	C218		nsp	00MDD95101300	CER. CAP.	100PF 50V JA	CCUS1H101JA

NOTE : "nsp" PART IS LISTED FOR REFERENCE ONLY, MARANTZ WILL NOT SUPPLY THESE PARTS.

P.W.B. NAME	POS. NO.	VERS. COLOR	PART NO. (FOR EUR)	PART NO. (MZ)	PART NAME	DESCRIPTION	
INPUT	C219		nsp	00MDK96272300	CER. CAP.	2700PF 50V KC	CCUS1H272KC
INPUT	C220		nsp	00MDK96104300	CER. CAP.	0.1UF 50V K	CCUS1H104KC
INPUT	C221		nsp	00MOA10701620	ELECT CAP.	100UF 16V	CCEA1CH101T
INPUT	C222		nsp	00MDK96104300	CER. CAP.	0.1UF 50V K	CCUS1H104KC
INPUT	C223		nsp	00MOA22605020	ELECT CAP.	22UF 50V	CCEA1HH220T
INPUT	C224		nsp	00MDD95151300	CER. CAP.	150PF 50V JA	CCUS1H151JA
INPUT	C225		nsp	00MDD95101300	CER. CAP.	100PF 50V JA	CCUS1H101JA
INPUT	C226		nsp	00MDK96272300	CER. CAP.	2700PF 50V KC	CCUS1H272KC
INPUT	C227		nsp	00MDK96104300	CER. CAP.	0.1UF 50V K	CCUS1H104KC
INPUT	C228		nsp	00MDK96104300	CER. CAP.	0.1UF 50V K	CCUS1H104KC
INPUT	C229		nsp	00MDD95270300	CER. CAP.	27PF 50V JA	CCUS1H270JA
INPUT	C230		nsp	00MDD95270300	CER. CAP.	27PF 50V JA	CCUS1H270JA
INPUT	C231		nsp	00MDK96104300	CER. CAP.	0.1UF 50V K	CCUS1H104KC
INPUT	C232		nsp	00MOA10701620	ELECT CAP.	100UF 16V	CCEA1CH101T
INPUT	C233		nsp	00MDK96104300	CER. CAP.	0.1UF 50V K	CCUS1H104KC
INPUT	C234		nsp	00MDD95101300	CER. CAP.	100PF 50V JA	CCUS1H101JA
INPUT	C235		nsp	00MDD95101300	CER. CAP.	100PF 50V JA	CCUS1H101JA
INPUT	C236		nsp	00MDD95101300	CER. CAP.	100PF 50V JA	CCUS1H101JA
INPUT	C237		nsp	00MDD95101300	CER. CAP.	100PF 50V JA	CCUS1H101JA
INPUT	C238		nsp	00MDK96104300	CER. CAP.	0.1UF 50V K	CCUS1H104KC
INPUT	C239		nsp	00MDK96104300	CER. CAP.	0.1UF 50V K	CCUS1H104KC
INPUT	C240		nsp	00MOA47505020	ELECT CAP.	4.7UF 50V	CCEA1HH4R7T
INPUT	C241		nsp	00MDK96104300	CER. CAP.	0.1UF 50V K	CCUS1H104KC
INPUT	C242		nsp	00MOA10701620	ELECT CAP.	100UF 16V	CCEA1CH101T
INPUT	C243		nsp	00MDK96104300	CER. CAP.	0.1UF 50V K	CCUS1H104KC
INPUT	C244		nsp	00MOA10701620	ELECT CAP.	100UF 16V	CCEA1CH101T
INPUT	C245		nsp	00MDK96102300	CER. CAP.	1000PF 50V KC	CCUS1H102KC
INPUT	C246		nsp	00MDK98223300	CER. CAP.	0.022UF 50V KC	CCUS1H223KC
INPUT	C247		nsp	00MDK96104300	CER. CAP.	0.1UF 50V K	CCUS1H104KC
INPUT	C248		nsp	00MOA10701620	ELECT CAP.	100UF 16V	CCEA1CH101T
INPUT	C249		nsp	00MDD95101300	CER. CAP.	100PF 50V JA	CCUS1H101JA
INPUT	C250		nsp	00MDK96272300	CER. CAP.	2700PF 50V KC	CCUS1H272KC
INPUT	C251		nsp	00MDK96272300	CER. CAP.	2700PF 50V KC	CCUS1H272KC
INPUT	C252		nsp	00MDD95391370	CER. CAP.	390PF 50V JA	CCUS1H391JA
INPUT	C253		nsp	00MDD95391370	CER. CAP.	390PF 50V JA	CCUS1H391JA
INPUT	C254		nsp	00MDK96272300	CER. CAP.	2700PF 50V KC	CCUS1H272KC
INPUT	C255		nsp	00MDK96272300	CER. CAP.	2700PF 50V KC	CCUS1H272KC
INPUT	C256		nsp	00MDD95391370	CER. CAP.	390PF 50V JA	CCUS1H391JA
INPUT	C257		nsp	00MDD95391370	CER. CAP.	390PF 50V JA	CCUS1H391JA
INPUT	C258		nsp	00MOA22605020	ELECT CAP.	22UF 50V	CCEA1HH220T
INPUT	C259		nsp	00MOA22605020	ELECT CAP.	22UF 50V	CCEA1HH220T
INPUT	C260		nsp	00MDK96103300	CER. CAP.	0.01UF 50V KC	CCUS1H103KC
INPUT	C261		nsp	00MDK96103300	CER. CAP.	0.01UF 50V KC	CCUS1H103KC
INPUT	C262		nsp	00MDK96104300	CER. CAP.	0.1UF 50V K	CCUS1H104KC
INPUT	C263		nsp	00MDK96104300	CER. CAP.	0.1UF 50V K	CCUS1H104KC
INPUT	C264		nsp	00MDK96272300	CER. CAP.	2700PF 50V KC	CCUS1H272KC
INPUT	C265		nsp	00MDK96272300	CER. CAP.	2700PF 50V KC	CCUS1H272KC
INPUT	C266		nsp	00MDD95391370	CER. CAP.	390PF 50V JA	CCUS1H391JA
INPUT	C267		nsp	00MDD95391370	CER. CAP.	390PF 50V JA	CCUS1H391JA
INPUT	C268		nsp	00MDK96272300	CER. CAP.	2700PF 50V KC	CCUS1H272KC
INPUT	C269		nsp	00MDK96272300	CER. CAP.	2700PF 50V KC	CCUS1H272KC
INPUT	C270		nsp	00MDD95391370	CER. CAP.	390PF 50V JA	CCUS1H391JA
INPUT	C271		nsp	00MDD95391370	CER. CAP.	390PF 50V JA	CCUS1H391JA
INPUT	C272		nsp	00MOA22605020	ELECT CAP.	22UF 50V	CCEA1HH220T
INPUT	C273		nsp	00MOA22605020	ELECT CAP.	22UF 50V	CCEA1HH220T
INPUT	C274		nsp	00MDK96103300	CER. CAP.	0.01UF 50V KC	CCUS1H103KC
INPUT	C275		nsp	00MDK96103300	CER. CAP.	0.01UF 50V KC	CCUS1H103KC
INPUT	C276		nsp	00MDK96104300	CER. CAP.	0.1UF 50V K	CCUS1H104KC
INPUT	C277		nsp	00MDK96104300	CER. CAP.	0.1UF 50V K	CCUS1H104KC
INPUT	C278		nsp	00MDK96272300	CER. CAP.	2700PF 50V KC	CCUS1H272KC
INPUT	C279		nsp	00MDK96272300	CER. CAP.	2700PF 50V KC	CCUS1H272KC
INPUT	C280		nsp	00MDD95391370	CER. CAP.	390PF 50V JA	CCUS1H391JA
INPUT	C281		nsp	00MDD95391370	CER. CAP.	390PF 50V JA	CCUS1H391JA
INPUT	C282		nsp	00MDK96272300	CER. CAP.	2700PF 50V KC	CCUS1H272KC
INPUT	C283		nsp	00MDK96272300	CER. CAP.	2700PF 50V KC	CCUS1H272KC
INPUT	C284		nsp	00MDD95391370	CER. CAP.	390PF 50V JA	CCUS1H391JA
INPUT	C285		nsp	00MDD95391370	CER. CAP.	390PF 50V JA	CCUS1H391JA

NOTE : "nsp" PART IS LISTED FOR REFERENCE ONLY, MARANTZ WILL NOT SUPPLY THESE PARTS.

P.W.B. NAME	POS. NO.	VERS. COLOR	PART NO. (FOR EUR)	PART NO. (MZ)	PART NAME	DESCRIPTION
INPUT	C286		nsp	00MOA22605020	ELECT CAP.	22UF 50V CCEA1HH220T
INPUT	C287		nsp	00MOA22605020	ELECT CAP.	22UF 50V CCEA1HH220T
INPUT	C288		nsp	00MDK96103300	CER. CAP.	0.01UF 50V KC CCUS1H103KC
INPUT	C289		nsp	00MDK96103300	CER. CAP.	0.01UF 50V KC CCUS1H103KC
INPUT	C290		nsp	00MDK96104300	CER. CAP.	0.1UF 50V K CCUS1H104KC
INPUT	C291		nsp	00MDK96104300	CER. CAP.	0.1UF 50V K CCUS1H104KC
INPUT	C292		nsp	00MDK96272300	CER. CAP.	2700PF 50V KC CCUS1H272KC
INPUT	C293		nsp	00MDK96272300	CER. CAP.	2700PF 50V KC CCUS1H272KC
INPUT	C294		nsp	00MDD95391370	CER. CAP.	390PF 50V JA CCUS1H391JA
INPUT	C295		nsp	00MDD95391370	CER. CAP.	390PF 50V JA CCUS1H391JA
INPUT	C296		nsp	00MDK96272300	CER. CAP.	2700PF 50V KC CCUS1H272KC
INPUT	C297		nsp	00MDK96272300	CER. CAP.	2700PF 50V KC CCUS1H272KC
INPUT	C298		nsp	00MDD95391370	CER. CAP.	390PF 50V JA CCUS1H391JA
INPUT	C299		nsp	00MDD95391370	CER. CAP.	390PF 50V JA CCUS1H391JA
INPUT	C300		nsp	00MOA22605020	ELECT CAP.	22UF 50V CCEA1HH220T
INPUT	C301		nsp	00MOA22605020	ELECT CAP.	22UF 50V CCEA1HH220T
INPUT	C302		nsp	00MDK96103300	CER. CAP.	0.01UF 50V KC CCUS1H103KC
INPUT	C303		nsp	00MDK96103300	CER. CAP.	0.01UF 50V KC CCUS1H103KC
INPUT	C304		nsp	00MDK96104300	CER. CAP.	0.1UF 50V K CCUS1H104KC
INPUT	C305		nsp	00MDK96104300	CER. CAP.	0.1UF 50V K CCUS1H104KC
INPUT	C306		nsp	00MDK96104300	CER. CAP.	0.1UF 50V K CCUS1H104KC
INPUT	C307		nsp	00MDK96104300	CER. CAP.	0.1UF 50V K CCUS1H104KC
INPUT	C310		nsp	00MDK96104300	CER. CAP.	0.1UF 50V K CCUS1H104KC
INPUT	C311		nsp	00MDK96104300	CER. CAP.	0.1UF 50V K CCUS1H104KC
INPUT	C312		nsp	00MDK96104300	CER. CAP.	0.1UF 50V K CCUS1H104KC
INPUT	C313		nsp	00MDD95471300	CER. CAP.	470PF 50V JA CCUS1H471JA
INPUT	C314		nsp	00MDD9515030R	CER. CAP.	15PF 50V JA CCUS1H150JA
INPUT	C315		nsp	00MDD9515030R	CER. CAP.	15PF 50V JA CCUS1H150JA
INPUT	C316		nsp	00MDD95471300	CER. CAP.	470PF 50V JA CCUS1H471JA
INPUT	C317		nsp	00MDK96104300	CER. CAP.	0.1UF 50V K CCUS1H104KC
INPUT	C318		nsp	00MOA10605020	ELECT CAP.	10UF 50V CCEA1HH100T
INPUT	C319		nsp	00MDK96104300	CER. CAP.	0.1UF 50V K CCUS1H104KC
INPUT	C320		nsp	00MDK96104300	CER. CAP.	0.1UF 50V K CCUS1H104KC
INPUT	C321		nsp	00MDK96104300	CER. CAP.	0.1UF 50V K CCUS1H104KC
INPUT	C322		nsp	00MDK96104300	CER. CAP.	0.1UF 50V K CCUS1H104KC
INPUT	C323		nsp	00MDK96104300	CER. CAP.	0.1UF 50V K CCUS1H104KC
INPUT	C324		nsp	00MDK96104300	CER. CAP.	0.1UF 50V K CCUS1H104KC
INPUT	C325		nsp	00MDK96104300	CER. CAP.	0.1UF 50V K CCUS1H104KC
INPUT	C326		nsp	00MDK96104300	CER. CAP.	0.1UF 50V K CCUS1H104KC
INPUT	C327		nsp	00MDK96104300	CER. CAP.	0.1UF 50V K CCUS1H104KC
INPUT	C328		nsp	00MDK96104300	CER. CAP.	0.1UF 50V K CCUS1H104KC
INPUT	C329		nsp	00MDK96104300	CER. CAP.	0.1UF 50V K CCUS1H104KC
INPUT	C330		nsp	00MDK96104300	CER. CAP.	0.1UF 50V K CCUS1H104KC
INPUT	C331		nsp	00MDK96104300	CER. CAP.	0.1UF 50V K CCUS1H104KC
INPUT	C332		nsp	00MDK96104300	CER. CAP.	0.1UF 50V K CCUS1H104KC
INPUT	C333		nsp	00MDK96104300	CER. CAP.	0.1UF 50V K CCUS1H104KC
INPUT	C334		nsp	00MDK96104300	CER. CAP.	0.1UF 50V K CCUS1H104KC
INPUT	C335		nsp	00MDK96104300	CER. CAP.	0.1UF 50V K CCUS1H104KC
INPUT	C336		nsp	00MDK96104300	CER. CAP.	0.1UF 50V K CCUS1H104KC
INPUT	C337		nsp	00MDK96104300	CER. CAP.	0.1UF 50V K CCUS1H104KC
INPUT	C338		nsp	00MDK96104300	CER. CAP.	0.1UF 50V K CCUS1H104KC
INPUT	C339		nsp	00MDK96104300	CER. CAP.	0.1UF 50V K CCUS1H104KC
INPUT	C340		nsp	00MDK96104300	CER. CAP.	0.1UF 50V K CCUS1H104KC
INPUT	C341		nsp	00MDK96104300	CER. CAP.	0.1UF 50V K CCUS1H104KC
INPUT	C342		nsp	00MDK96104300	CER. CAP.	0.1UF 50V K CCUS1H104KC
INPUT	C343		nsp	00MDK96104300	CER. CAP.	0.1UF 50V K CCUS1H104KC
INPUT	C344		nsp	00MDK96104300	CER. CAP.	0.1UF 50V K CCUS1H104KC
INPUT	C345		nsp	00MDK96104300	CER. CAP.	0.1UF 50V K CCUS1H104KC
INPUT	C346		nsp	00MDK96104300	CER. CAP.	0.1UF 50V K CCUS1H104KC
INPUT	C347		nsp	00MDK96104300	CER. CAP.	0.1UF 50V K CCUS1H104KC
INPUT	C348		nsp	00MDK96104300	CER. CAP.	0.1UF 50V K CCUS1H104KC
INPUT	C349		nsp	00MDK96104300	CER. CAP.	0.1UF 50V K CCUS1H104KC
INPUT	C351		nsp	00MDK96104300	CER. CAP.	0.1UF 50V K CCUS1H104KC
INPUT	C352		nsp	00MDK96104300	CER. CAP.	0.1UF 50V K CCUS1H104KC
INPUT	C353		nsp	00MDK96102300	CER. CAP.	1000PF 50V KC CCUS1H102KC
INPUT	C354		nsp	90M-OA000540R	ELECT CAP.	220UF 16V ESR CCEA1CX221T
INPUT	C355		nsp	00MOA10605020	ELECT CAP.	10UF 50V CCEA1HH100T

NOTE : "nsp" PART IS LISTED FOR REFERENCE ONLY, MARANTZ WILL NOT SUPPLY THESE PARTS.

P.W.B. NAME	POS. NO.	VERS. COLOR	PART NO. (FOR EUR)	PART NO. (MZ)	PART NAME	DESCRIPTION	
INPUT	C356		nsp	00MOA10701620	ELECT CAP.	100UF 16V	CCEA1CH101T
INPUT	C357		nsp	00MDK96104300	CER. CAP.	0.1UF 50V K	CCUS1H104KC
INPUT	C358		nsp	00MDK96104300	CER. CAP.	0.1UF 50V K	CCUS1H104KC
INPUT	C359		nsp	00MOA10800620	ELECT CAP.	1000UF 6.3V	CCEAOJH102T
INPUT	C360		nsp	90M-DK900090R	CER. CAP.	1UF 10V KC	CCUS1A105KC
INPUT	C361		nsp	90M-DK900090R	CER. CAP.	1UF 10V KC	CCUS1A105KC
INPUT	C362		nsp	90M-DK900090R	CER. CAP.	1UF 10V KC	CCUS1A105KC
INPUT	C363		nsp	90M-DK900090R	CER. CAP.	1UF 10V KC	CCUS1A105KC
INPUT	C364		nsp	00MDK96104300	CER. CAP.	0.1UF 50V K	CCUS1H104KC
INPUT	C365		nsp	00MOA22605020	ELECT CAP.	22UF 50V	CCEA1HH220T
INPUT	C366		nsp	00MDK96104300	CER. CAP.	0.1UF 50V K	CCUS1H104KC
INPUT	C367		nsp	00MOA22605020	ELECT CAP.	22UF 50V	CCEA1HH220T
INPUT	C368		nsp	00MDK96104300	CER. CAP.	0.1UF 50V K	CCUS1H104KC
INPUT	C369		nsp	00MDK96102300	CER. CAP.	1000PF 50V KC	CCUS1H102KC
INPUT	C370		nsp	00MDK96104300	CER. CAP.	0.1UF 50V K	CCUS1H104KC
INPUT	C377		nsp	00MDK96104300	CER. CAP.	0.1UF 50V K	CCUS1H104KC
INPUT	C378		nsp	00MDK96103300	CER. CAP.	0.01UF 50V KC	CCUS1H103KC
INPUT	C401		nsp	00MDD95471300	CER. CAP.	470PF 50V JA	CCUS1H471JA
INPUT	C402		nsp	00MDD95471300	CER. CAP.	470PF 50V JA	CCUS1H471JA
INPUT	C403		nsp	00MOA10605020	ELECT CAP.	10UF 50V	CCEA1HH100T
INPUT	C404		nsp	00MOA10605020	ELECT CAP.	10UF 50V	CCEA1HH100T
INPUT	C405		nsp	00MDD95471300	CER. CAP.	470PF 50V JA	CCUS1H471JA
INPUT	C406		nsp	00MDD95471300	CER. CAP.	470PF 50V JA	CCUS1H471JA
INPUT	C407		nsp	00MOA10605020	ELECT CAP.	10UF 50V	CCEA1HH100T
INPUT	C408		nsp	00MOA10605020	ELECT CAP.	10UF 50V	CCEA1HH100T
INPUT	C409		nsp	00MDD95471300	CER. CAP.	470PF 50V JA	CCUS1H471JA
INPUT	C410		nsp	00MDD95471300	CER. CAP.	470PF 50V JA	CCUS1H471JA
INPUT	C411		nsp	00MOA10605020	ELECT CAP.	10UF 50V	CCEA1HH100T
INPUT	C412		nsp	00MOA10605020	ELECT CAP.	10UF 50V	CCEA1HH100T
INPUT	C413		nsp	00MDD95471300	CER. CAP.	470PF 50V JA	CCUS1H471JA
INPUT	C414		nsp	00MDD95471300	CER. CAP.	470PF 50V JA	CCUS1H471JA
INPUT	C415		nsp	00MOA10605020	ELECT CAP.	10UF 50V	CCEA1HH100T
INPUT	C416		nsp	00MOA10605020	ELECT CAP.	10UF 50V	CCEA1HH100T
INPUT	C417		nsp	00MDD95471300	CER. CAP.	470PF 50V JA	CCUS1H471JA
INPUT	C418		nsp	00MDD95471300	CER. CAP.	470PF 50V JA	CCUS1H471JA
INPUT	C419		nsp	00MOA10605020	ELECT CAP.	10UF 50V	CCEA1HH100T
INPUT	C420		nsp	00MOA10605020	ELECT CAP.	10UF 50V	CCEA1HH100T
INPUT	C421		nsp	00MDD95471300	CER. CAP.	470PF 50V JA	CCUS1H471JA
INPUT	C422		nsp	00MDD95471300	CER. CAP.	470PF 50V JA	CCUS1H471JA
INPUT	C423		nsp	00MOA10605020	ELECT CAP.	10UF 50V	CCEA1HH100T
INPUT	C424		nsp	00MOA10605020	ELECT CAP.	10UF 50V	CCEA1HH100T
INPUT	C425		nsp	00MDD95471300	CER. CAP.	470PF 50V JA	CCUS1H471JA
INPUT	C426		nsp	00MDD95471300	CER. CAP.	470PF 50V JA	CCUS1H471JA
INPUT	C427		nsp	00MOA10605020	ELECT CAP.	10UF 50V	CCEA1HH100T
INPUT	C428		nsp	00MOA10605020	ELECT CAP.	10UF 50V	CCEA1HH100T
INPUT	C429		nsp	00MDD95471300	CER. CAP.	470PF 50V JA	CCUS1H471JA
INPUT	C430		nsp	00MDD95471300	CER. CAP.	470PF 50V JA	CCUS1H471JA
INPUT	C431		nsp	00MOA10605020	ELECT CAP.	10UF 50V	CCEA1HH100T
INPUT	C432		nsp	00MOA10605020	ELECT CAP.	10UF 50V	CCEA1HH100T
INPUT	C433		nsp	00MDD95471300	CER. CAP.	470PF 50V JA	CCUS1H471JA
INPUT	C434		nsp	00MDD95471300	CER. CAP.	470PF 50V JA	CCUS1H471JA
INPUT	C435		nsp	00MOA10605020	ELECT CAP.	10UF 50V	CCEA1HH100T
INPUT	C436		nsp	00MOA10605020	ELECT CAP.	10UF 50V	CCEA1HH100T
INPUT	C437		nsp	00MDD95471300	CER. CAP.	470PF 50V JA	CCUS1H471JA
INPUT	C438		nsp	00MDD95471300	CER. CAP.	470PF 50V JA	CCUS1H471JA
INPUT	C439		nsp	00MOA10605020	ELECT CAP.	10UF 50V	CCEA1HH100T
INPUT	C440		nsp	00MOA10605020	ELECT CAP.	10UF 50V	CCEA1HH100T
INPUT	C441		nsp	00MDD95471300	CER. CAP.	470PF 50V JA	CCUS1H471JA
INPUT	C442		nsp	00MDD95471300	CER. CAP.	470PF 50V JA	CCUS1H471JA
INPUT	C443		nsp	00MOA10605020	ELECT CAP.	10UF 50V	CCEA1HH100T
INPUT	C444		nsp	00MOA10605020	ELECT CAP.	10UF 50V	CCEA1HH100T
INPUT	C445		nsp	00MDD95471300	CER. CAP.	470PF 50V JA	CCUS1H471JA
INPUT	C446		nsp	00MDD95471300	CER. CAP.	470PF 50V JA	CCUS1H471JA
INPUT	C447		nsp	00MOA10605020	ELECT CAP.	10UF 50V	CCEA1HH100T
INPUT	C448		nsp	00MOA10605020	ELECT CAP.	10UF 50V	CCEA1HH100T
INPUT	C449		nsp	00MDD95471300	CER. CAP.	470PF 50V JA	CCUS1H471JA
INPUT	C450		nsp	00MDD95471300	CER. CAP.	470PF 50V JA	CCUS1H471JA

NOTE : *nsp* PART IS LISTED FOR REFERENCE ONLY, MARANTZ WILL NOT SUPPLY THESE PARTS.

P.W.B. NAME	POS. NO.	VERS. COLOR	PART NO. (FOR EUR)	PART NO. (MZ)	PART NAME	DESCRIPTION
INPUT	C451		nsp	00MOA10605020	ELECT CAP.	10UF 50V CCEA1HH100T
INPUT	C452		nsp	00MOA10605020	ELECT CAP.	10UF 50V CCEA1HH100T
INPUT	C453		nsp	00MDD95471300	CER. CAP.	470PF 50V JA CCUS1H471JA
INPUT	C454		nsp	00MDD95471300	CER. CAP.	470PF 50V JA CCUS1H471JA
INPUT	C455		nsp	00MOA10605020	ELECT CAP.	10UF 50V CCEA1HH100T
INPUT	C456		nsp	00MOA10605020	ELECT CAP.	10UF 50V CCEA1HH100T
INPUT	C457		nsp	00MDD95471300	CER. CAP.	470PF 50V JA CCUS1H471JA
INPUT	C458		nsp	00MDD95471300	CER. CAP.	470PF 50V JA CCUS1H471JA
INPUT	C459		nsp	00MOA10605020	ELECT CAP.	10UF 50V CCEA1HH100T
INPUT	C460		nsp	00MOA10605020	ELECT CAP.	10UF 50V CCEA1HH100T
INPUT	C461	F B	nsp	00MDD95471300	CER. CAP.	470PF 50V JA CCUS1H471JA
INPUT	C461	/U1B	nsp	00MDD95471300	CER. CAP.	470PF 50V JA CCUS1H471JA
INPUT	C462	F B	nsp	00MDD95471300	CER. CAP.	470PF 50V JA CCUS1H471JA
INPUT	C462	/U1B	nsp	00MDD95471300	CER. CAP.	470PF 50V JA CCUS1H471JA
INPUT	C463	F B	nsp	00MOA47602520	ELECT CAP.	47UF 25V CCEA1EH470T
INPUT	C463	/U1B	nsp	00MOA47602520	ELECT CAP.	47UF 25V CCEA1EH470T
INPUT	C464	F B	nsp	00MOA47602520	ELECT CAP.	47UF 25V CCEA1EH470T
INPUT	C464	/U1B	nsp	00MOA47602520	ELECT CAP.	47UF 25V CCEA1EH470T
INPUT	C465	F B	nsp	00MDK96473300	CER. CAP.	0.043UF 50V KC CCUS1H473KC
INPUT	C465	/U1B	nsp	00MDK96473300	CER. CAP.	0.043UF 50V KC CCUS1H473KC
INPUT	C466	F B	nsp	00MDK96473300	CER. CAP.	0.043UF 50V KC CCUS1H473KC
INPUT	C466	/U1B	nsp	00MDK96473300	CER. CAP.	0.043UF 50V KC CCUS1H473KC
INPUT	C467	F B	nsp	00MDD95471300	CER. CAP.	470PF 50V JA CCUS1H471JA
INPUT	C467	/U1B	nsp	00MDD95471300	CER. CAP.	470PF 50V JA CCUS1H471JA
INPUT	C468	F B	nsp	00MDD95471300	CER. CAP.	470PF 50V JA CCUS1H471JA
INPUT	C468	/U1B	nsp	00MDD95471300	CER. CAP.	470PF 50V JA CCUS1H471JA
INPUT	C471		nsp	00MOA47602520	ELECT CAP.	47UF 25V CCEA1EH470T
INPUT	C472		nsp	00MOA47602520	ELECT CAP.	47UF 25V CCEA1EH470T
INPUT	C473		nsp	00MOA47602520	ELECT CAP.	47UF 25V CCEA1EH470T
INPUT	C474		nsp	00MOA47602520	ELECT CAP.	47UF 25V CCEA1EH470T
INPUT	C475		nsp	00MOA47602520	ELECT CAP.	47UF 25V CCEA1EH470T
INPUT	C476		nsp	00MOA47602520	ELECT CAP.	47UF 25V CCEA1EH470T
INPUT	C477		nsp	00MOA47602520	ELECT CAP.	47UF 25V CCEA1EH470T
INPUT	C478		nsp	00MOA47602520	ELECT CAP.	47UF 25V CCEA1EH470T
INPUT	C479		nsp	00MDK96153300	CER. CAP.	0.015UF 50V CCUS1H153KC
INPUT	C480		nsp	00MDK96473300	CER. CAP.	0.043UF 50V KC CCUS1H473KC
INPUT	C481		nsp	00MDK98223300	CER. CAP.	0.022UF 50V KC CCUS1H223KC
INPUT	C482		nsp	00MDK96104300	CER. CAP.	0.1UF 50V K CCUS1H104KC
INPUT	C483		nsp	00MOA10701620	ELECT CAP.	100UF 16V CCEA1CH101T
INPUT	C484		nsp	00MDK96154200	CER. CAP.	0.15UF +- 10% B 10V CCUS1C154KC
INPUT	C485		nsp	00MDK96473300	CER. CAP.	0.043UF 50V KC CCUS1H473KC
INPUT	C486		nsp	00MDK98223300	CER. CAP.	0.022UF 50V KC CCUS1H223KC
INPUT	C487		nsp	00MDD95101300	CER. CAP.	100PF 50V JA CCUS1H101JA
INPUT	C488		nsp	00MDD95101300	CER. CAP.	100PF 50V JA CCUS1H101JA
INPUT	C489		nsp	00MOA10701620	ELECT CAP.	100UF 16V CCEA1CH101T
INPUT	C490		nsp	00MDK96104300	CER. CAP.	0.1UF 50V K CCUS1H104KC
INPUT	C491		nsp	00MOA22605020	ELECT CAP.	22UF 50V CCEA1HH220T
INPUT	C492		nsp	00MOA22605020	ELECT CAP.	22UF 50V CCEA1HH220T
INPUT	C493		nsp	00MDK96473300	CER. CAP.	0.043UF 50V KC CCUS1H473KC
INPUT	C494		nsp	00MDK96473300	CER. CAP.	0.043UF 50V KC CCUS1H473KC
INPUT	C495		nsp	00MOA47602520	ELECT CAP.	47UF 25V CCEA1EH470T
INPUT	C496		nsp	00MOA47602520	ELECT CAP.	47UF 25V CCEA1EH470T
INPUT	C497		nsp	00MOA22605020	ELECT CAP.	22UF 50V CCEA1HH220T
INPUT	C498		nsp	00MOA22605020	ELECT CAP.	22UF 50V CCEA1HH220T
INPUT	C499		nsp	00MDK96473300	CER. CAP.	0.043UF 50V KC CCUS1H473KC
INPUT	C500		nsp	00MDK96473300	CER. CAP.	0.043UF 50V KC CCUS1H473KC
INPUT	C501		nsp	00MDD95101300	CER. CAP.	100PF 50V JA CCUS1H101JA
INPUT	C502		nsp	00MDD95101300	CER. CAP.	100PF 50V JA CCUS1H101JA
INPUT	C503		nsp	00MDD95101300	CER. CAP.	100PF 50V JA CCUS1H101JA
INPUT	C504		nsp	00MOA22601620	ELECT CAP.	22UF 16V CCEA1CH220T
INPUT	C505		nsp	00MOA22601620	ELECT CAP.	22UF 16V CCEA1CH220T
INPUT	C506		nsp	00MDK96473300	CER. CAP.	0.043UF 50V KC CCUS1H473KC
INPUT	C507		nsp	00MDK96473300	CER. CAP.	0.043UF 50V KC CCUS1H473KC
INPUT	C508		nsp	00MOA22601620	ELECT CAP.	22UF 16V CCEA1CH220T
INPUT	C509		nsp	00MOA22601620	ELECT CAP.	22UF 16V CCEA1CH220T
INPUT	C510		nsp	00MDD95101300	CER. CAP.	100PF 50V JA CCUS1H101JA
INPUT	C511		nsp	00MDD95101300	CER. CAP.	100PF 50V JA CCUS1H101JA

NOTE : "nsp" PART IS LISTED FOR REFERENCE ONLY, MARANTZ WILL NOT SUPPLY THESE PARTS.

P.W.B. NAME	POS. NO.	VERS. COLOR	PART NO. (FOR EUR)	PART NO. (MZ)	PART NAME	DESCRIPTION	
INPUT	C512		nsp	00MOA47601640	ELECT CAP.	47UF 16V	CCEA1CH470T
INPUT	C513		nsp	00MOA47601640	ELECT CAP.	47UF 16V	CCEA1CH470T
INPUT	C514		nsp	00MDD95471300	CER. CAP.	470PF 50V JA	CCUS1H471JA
INPUT	C515		nsp	00MDD95471300	CER. CAP.	470PF 50V JA	CCUS1H471JA
INPUT	C516		nsp	00MOA22605020	ELECT CAP.	22UF 50V	CCEA1HH220T
INPUT	C517		nsp	00MOA22605020	ELECT CAP.	22UF 50V	CCEA1HH220T
INPUT	C518		nsp	00MDK96473300	CER. CAP.	0.043UF 50V KC	CCUS1H473KC
INPUT	C519		nsp	00MDK96473300	CER. CAP.	0.043UF 50V KC	CCUS1H473KC
INPUT	C520		nsp	00MOA22605020	ELECT CAP.	22UF 50V	CCEA1HH220T
INPUT	C521		nsp	00MOA22605020	ELECT CAP.	22UF 50V	CCEA1HH220T
INPUT	C522		nsp	00MDD95221300	CER. CAP.	220PF 50V JA	CCUS1H221JA
INPUT	C523		nsp	00MDD95221300	CER. CAP.	220PF 50V JA	CCUS1H221JA
INPUT	C524		nsp	00MOA47602520	ELECT CAP.	47UF 25V	CCEA1EH470T
INPUT	C525		nsp	00MOA47602520	ELECT CAP.	47UF 25V	CCEA1EH470T
INPUT	C526		nsp	00MDD95471300	CER. CAP.	470PF 50V JA	CCUS1H471JA
INPUT	C527		nsp	00MDD95471300	CER. CAP.	470PF 50V JA	CCUS1H471JA
INPUT	C528		nsp	00MOA22605020	ELECT CAP.	22UF 50V	CCEA1HH220T
INPUT	C529		nsp	00MOA22605020	ELECT CAP.	22UF 50V	CCEA1HH220T
INPUT	C530		nsp	00MDK96473300	CER. CAP.	0.043UF 50V KC	CCUS1H473KC
INPUT	C531		nsp	00MDK96473300	CER. CAP.	0.043UF 50V KC	CCUS1H473KC
INPUT	C532		nsp	00MOA22605020	ELECT CAP.	22UF 50V	CCEA1HH220T
INPUT	C533		nsp	00MOA22605020	ELECT CAP.	22UF 50V	CCEA1HH220T
INPUT	C534		nsp	00MDD95101300	CER. CAP.	100PF 50V JA	CCUS1H101JA
INPUT	C535		nsp	00MDD95101300	CER. CAP.	100PF 50V JA	CCUS1H101JA
INPUT	C536		nsp	00MOA47602520	ELECT CAP.	47UF 25V	CCEA1EH470T
INPUT	C537		nsp	00MOA47602520	ELECT CAP.	47UF 25V	CCEA1EH470T
INPUT	C538		nsp	00MDD95471300	CER. CAP.	470PF 50V JA	CCUS1H471JA
INPUT	C539		nsp	00MDD95471300	CER. CAP.	470PF 50V JA	CCUS1H471JA
INPUT	C540		nsp	00MOA22605020	ELECT CAP.	22UF 50V	CCEA1HH220T
INPUT	C541		nsp	00MOA22605020	ELECT CAP.	22UF 50V	CCEA1HH220T
INPUT	C542		nsp	00MDK96473300	CER. CAP.	0.043UF 50V KC	CCUS1H473KC
INPUT	C543		nsp	00MDK96473300	CER. CAP.	0.043UF 50V KC	CCUS1H473KC
INPUT	C544		nsp	00MOA22605020	ELECT CAP.	22UF 50V	CCEA1HH220T
INPUT	C545		nsp	00MOA22605020	ELECT CAP.	22UF 50V	CCEA1HH220T
INPUT	C546		nsp	00MDD95101300	CER. CAP.	100PF 50V JA	CCUS1H101JA
INPUT	C547		nsp	00MDD95101300	CER. CAP.	100PF 50V JA	CCUS1H101JA
INPUT	C548		nsp	00MOA47602520	ELECT CAP.	47UF 25V	CCEA1EH470T
INPUT	C549		nsp	00MOA47602520	ELECT CAP.	47UF 25V	CCEA1EH470T
INPUT	C550		nsp	00MDD95471300	CER. CAP.	470PF 50V JA	CCUS1H471JA
INPUT	C551		nsp	00MDD95471300	CER. CAP.	470PF 50V JA	CCUS1H471JA
INPUT	C552		nsp	00MOA22605020	ELECT CAP.	22UF 50V	CCEA1HH220T
INPUT	C553		nsp	00MOA22605020	ELECT CAP.	22UF 50V	CCEA1HH220T
INPUT	C554		nsp	00MDK96473300	CER. CAP.	0.043UF 50V KC	CCUS1H473KC
INPUT	C555		nsp	00MDK96473300	CER. CAP.	0.043UF 50V KC	CCUS1H473KC
INPUT	C556		nsp	00MOA22605020	ELECT CAP.	22UF 50V	CCEA1HH220T
INPUT	C557		nsp	00MOA22605020	ELECT CAP.	22UF 50V	CCEA1HH220T
INPUT	C558		nsp	00MDD95101300	CER. CAP.	100PF 50V JA	CCUS1H101JA
INPUT	C559		nsp	00MDD95101300	CER. CAP.	100PF 50V JA	CCUS1H101JA
INPUT	C560		nsp	00MOA47602520	ELECT CAP.	47UF 25V	CCEA1EH470T
INPUT	C561		nsp	00MOA47602520	ELECT CAP.	47UF 25V	CCEA1EH470T
INPUT	C562		nsp	00MDD95471300	CER. CAP.	470PF 50V JA	CCUS1H471JA
INPUT	C563		nsp	00MDD95471300	CER. CAP.	470PF 50V JA	CCUS1H471JA
INPUT	C564		nsp	00MOA10801620	ELECT CAP.	1000UF 16V	CCEA1CH102E
INPUT	C565		nsp	00MOA47701020	ELECT CAP.	470UF 10V	CCEA1AH471T
INPUT	C566		nsp	00MDK96473300	CER. CAP.	0.043UF 50V KC	CCUS1H473KC
INPUT	C567		nsp	00MOA10701620	ELECT CAP.	100UF 16V	CCEA1CH101T
INPUT	C568		nsp	00MDK96473300	CER. CAP.	0.043UF 50V KC	CCUS1H473KC
INPUT	C569		nsp	00MOA10701620	ELECT CAP.	100UF 16V	CCEA1CH101T
INPUT	C570		nsp	00MDK96473300	CER. CAP.	0.043UF 50V KC	CCUS1H473KC
INPUT	C571		nsp	00MOA10701620	ELECT CAP.	100UF 16V	CCEA1CH101T
INPUT	C572		nsp	00MDK96473300	CER. CAP.	0.043UF 50V KC	CCUS1H473KC
INPUT	C573		nsp	00MOA10701620	ELECT CAP.	100UF 16V	CCEA1CH101T
INPUT	C707		nsp	00MDK96104300	CER. CAP.	0.1UF 50V K	CCUS1H104KC
INPUT	C708		nsp	00MDK96104300	CER. CAP.	0.1UF 50V K	CCUS1H104KC
INPUT	C712		nsp	00MOA10701620	ELECT CAP.	100UF 16V	CCEA1CH101T
INPUT	C713		nsp	nsp	CER. CAP.	0.01UF 50V Z	CCBS1H103ZFT
INPUT	C714		nsp	nsp	CER. CAP.	0.01UF 50V Z	CCBS1H103ZFT

NOTE : *nsp* PART IS LISTED FOR REFERENCE ONLY, MARANTZ WILL NOT SUPPLY THESE PARTS.

P.W.B. NAME	POS. NO.	VERS. COLOR	PART NO. (FOR EUR)	PART NO. (MZ)	PART NAME	DESCRIPTION	
INPUT	C819		nsp	00MDD95180300	CER. CAP.	18PF 50V JA	CCUS1H180JA
INPUT	CN11		nsp	nsp	CONN.	17P WAFER FFC FCZ100E-17SSK	CJP17GA117ZY
INPUT	CN15		nsp	nsp	CONN.	19P WAFER CARD CABLE	CJP19GA117ZY
INPUT	CN25		nsp	nsp	CONN.	2P STRAIGHT YMW025-02R	CJP02GA01ZY
INPUT	CN27		nsp	nsp	CONN.	21P FPC WAFER	CJP21GA115ZY
INPUT	CN31		nsp	nsp	CONN.	17P WAFER FFC FCZ100E-17SSK	CJP17GA117ZY
INPUT	CN32		nsp	nsp	CONN.	13P WAFER CARD CABLE	CJP13GA117ZY
INPUT	CN34	F B	nsp	nsp	CONN.	15P WAFER FFC 12511HS-15	CJP15GA115ZY
INPUT	CN34	/K1SG	nsp	nsp	CONN.	15P WAFER FFC 12511HS-15	CJP15GA115ZY
INPUT	CN34	/N1B	nsp	nsp	CONN.	17P WAFER FFC 12511HS-17	CJP17GA115ZY
INPUT	CN34	/N1SG	nsp	nsp	CONN.	17P WAFER FFC 12511HS-17	CJP17GA115ZY
INPUT	CN34	/U1B	nsp	nsp	CONN.	15P WAFER FFC 12511HS-15	CJP15GA115ZY
INPUT	CN43		nsp	nsp	CONN.	9P WAFER FFC 12511HS-09	CJP09GA115ZY
INPUT	CN51	/U1B	nsp	nsp	CONN.	15P WAFER FFC 12511HS-15	CJP15GA115ZY
INPUT	CN80		nsp	nsp	CONN.	19P WAFER CARD CABLE	CJP19GA117ZY
INPUT	CN89		nsp	nsp	CONN.	7P STRAIGHT 20017WS-07	CJP07GA19ZY
INPUT	CN95		nsp	nsp	CORD	WIRE ASSY	CJP11GA01ZY
INPUT	CN97		nsp	nsp	CONN.	7P STRAIGHT 00906-0017	CJP07GA01ZY
INPUT	CN98		nsp	nsp	CONN.	3P STRAIGHT YMW025-03R	CJP03GA01ZY
INPUT	CN99		nsp	nsp	CONN.	5P WAFER YMW025-05R 00906-0014	CJP05GA01ZY
INPUT	D101		00MHZ21303210	00MHZ21303210	DIODE	1SS355	CVD1SS355T
INPUT	D102	F B	nsp	00MHZ21303210	DIODE	1SS355	CVD1SS355T
INPUT	D102	/U1B	nsp	00MHZ21303210	DIODE	1SS355	CVD1SS355T
INPUT	D103	/K1SG	nsp	00MHZ21303210	DIODE	1SS355	CVD1SS355T
INPUT	D103	/N1B	00MHZ21303210	00MHZ21303210	DIODE	1SS355	CVD1SS355T
INPUT	D103	/N1SG	00MHZ21303210	00MHZ21303210	DIODE	1SS355	CVD1SS355T
INPUT	D104		00MHZ21303210	00MHZ21303210	DIODE	1SS355	CVD1SS355T
INPUT	D105		00MHZ21303210	00MHZ21303210	DIODE	1SS355	CVD1SS355T
INPUT	D106		00MHZ21303210	00MHZ21303210	DIODE	1SS355	CVD1SS355T
INPUT	D107		00MHZ21303210	00MHZ21303210	DIODE	1SS355	CVD1SS355T
INPUT	D108		00MHZ21303210	00MHZ21303210	DIODE	1SS355	CVD1SS355T
INPUT	D201		00MHZ21303210	00MHZ21303210	DIODE	1SS355	CVD1SS355T
INPUT	D202		00MHZ21303210	00MHZ21303210	DIODE	1SS355	CVD1SS355T
INPUT	D203		00MHZ21303210	00MHZ21303210	DIODE	1SS355	CVD1SS355T
INPUT	D204		00MHZ21303210	00MHZ21303210	DIODE	1SS355	CVD1SS355T
INPUT	D205		00MHZ21303210	00MHZ21303210	DIODE	1SS355	CVD1SS355T
INPUT	D206		00MHZ21303210	00MHZ21303210	DIODE	1SS355	CVD1SS355T
INPUT	D401		nsp	90M-HD201820R	DIODE	RB160L-60TE25	HVDRB160L60TE25
INPUT	D402		nsp	90M-HD201820R	DIODE	RB160L-60TE25	HVDRB160L60TE25
INPUT	D403	F B	nsp	00MHZ21303210	DIODE	1SS355	CVD1SS355T
INPUT	D403	/U1B	nsp	00MHZ21303210	DIODE	1SS355	CVD1SS355T
INPUT	D404	F B	nsp	00MHZ21303210	DIODE	1SS355	CVD1SS355T
INPUT	D404	/U1B	nsp	00MHZ21303210	DIODE	1SS355	CVD1SS355T
INPUT	D405		00MHZ21303210	00MHZ21303210	DIODE	1SS355	CVD1SS355T
INPUT	D406		00MHZ21303210	00MHZ21303210	DIODE	1SS355	CVD1SS355T
INPUT	D407		00MHZ21303210	00MHZ21303210	DIODE	1SS355	CVD1SS355T
INPUT	D408		00MHZ21303210	00MHZ21303210	DIODE	1SS355	CVD1SS355T
INPUT	D409		00MHZ21303210	00MHZ21303210	DIODE	1SS355	CVD1SS355T
INPUT	D410		00MHZ21303210	00MHZ21303210	DIODE	1SS355	CVD1SS355T
INPUT	D411		00MHZ21303210	00MHZ21303210	DIODE	1SS355	CVD1SS355T
INPUT	D412		00MHZ21303210	00MHZ21303210	DIODE	1SS355	CVD1SS355T
INPUT	D413		00MHZ21303210	00MHZ21303210	DIODE	1SS355	CVD1SS355T
INPUT	D414		00MHZ21303210	00MHZ21303210	DIODE	1SS355	CVD1SS355T
INPUT	D415		nsp	90M-HD201750R	DIODE	1N4003	CVD1N4003SRT
INPUT	D416		00MHZ21303210	00MHZ21303210	DIODE	1SS355	CVD1SS355T
INPUT	D418		nsp	90M-HD201750R	DIODE	1N4003	CVD1N4003SRT
INPUT	D419		nsp	90M-HD201750R	DIODE	1N4003	CVD1N4003SRT
INPUT	D420		00MHZ21303210	00MHZ21303210	DIODE	1SS355	CVD1SS355T
INPUT	D422		nsp	90M-HD201750R	DIODE	1N4003	CVD1N4003SRT
INPUT	DL11		90M-HI200020R	90M-HI200020R	L.E.D.	SIR-34ST3F	BVDSIR34ST3F
INPUT	ET01		nsp	nsp	BRACKET	BRACKET SHIELD	CMD1A512
INPUT	ET02		nsp	nsp	BUFFER	STOPPER IR SENSOR	CHG1A262
INPUT	IC03		90M-HY200050R	90M-HY200050R	F.E.T.	UPA672T	CVTUPA672T
INPUT	IC04		00D2631242905	00D2631242905	IC	NJM2831F33	CVINJM2831F33
INPUT	IC05		90M-HW100690R	90M-HW100690R	PHOTO UNIT	RPM674CBR-S	CRVRPM6936
INPUT	IC06		90M-HC108430R	90M-HC108430R	IC	TC74HC7007AFEL	HVITC74HCT7007F
INPUT	IC07		00MHC009105K0	00MHC009105K0	IC	TC7WH157FU	HVITC7WH157FU

NOTE : "nsp" PART IS LISTED FOR REFERENCE ONLY, MARANTZ WILL NOT SUPPLY THESE PARTS.

P.W.B. NAME	POS. NO.	VERS. COLOR	PART NO. (FOR EUR)	PART NO. (MZ)	PART NAME	DESCRIPTION
INPUT	▲IC08		90M-HC300690R	90M-HC300690R	IC	! KIA278R05PI HVKIA278R05PI
INPUT	IC11		943243003800M	943243003800M	U-PRO	M3087BFKDBGP MAIN CPU SR5003 CVIM3087BFKDBGP
INPUT	IC12	F B	nsp	90M-HC110110R	IC	AT24C32CN-SH-T CVIAT24C32CNSHT
INPUT	IC12	/K1SG	nsp	90M-HC110110R	IC	AT24C32CN-SH-T CVIAT24C32CNSHT
INPUT	IC12	/N1B	90M-HC110110R	90M-HC110110R	IC	AT24C32CN-SH-T CVIAT24C32CNSHT
INPUT	IC12	/N1SG	90M-HC110110R	90M-HC110110R	IC	AT24C32CN-SH-T CVIAT24C32CNSHT
INPUT	IC12	/U1B	nsp	90M-HC110120R	IC	AT24C64CN-SH-T CVIAT24C64CNSHT
INPUT	IC13		00MHC10099540	00MHC10099540	IC	S-80145ALMC HVIS-80145ALMC
INPUT	IC14		90M-HC400060R	90M-HC400060R	IC	TC74HC4094AFN HVITC74HC4094FN
INPUT	IC15		90M-HC400060R	90M-HC400060R	IC	TC74HC4094AFN HVITC74HC4094FN
INPUT	IC16		90M-HC400060R	90M-HC400060R	IC	TC74HC4094AFN HVITC74HC4094FN
INPUT	IC17		90M-HC400060R	90M-HC400060R	IC	TC74HC4094AFN HVITC74HC4094FN
INPUT	IC18		00MHC705205Y0	00MHC705205Y0	IC	TC74HC4052AFT CVITC74HC4052AFT
INPUT	IC21		nsp	nsp	IC	TMS320DA788B DSP CVITMS320DA788B
INPUT	IC22		90M-HC109920R	90M-HC109920R	IC	M12L64164A7T HVIM12L64164A7T
INPUT	IC23		943248001590M	943248001590M	U-PRO	ES29LV320ET70TG DSP AV8003 CVIES29LV320ET70TG
INPUT	IC24		90M-HC109290R	90M-HC109290R	IC	TC74VHC157FT HVITC74VHC157FT
INPUT	IC25		00MHC009105K0	00MHC009105K0	IC	TC7WH157FU HVITC7WH157FU
INPUT	IC27		00MHC008205K0	00MHC008205K0	IC	TC74VHC08FT CVITC74VHC08FT
INPUT	IC28		90M-HC700550R	90M-HC700550R	IC	TC74HCU04AFNG HVI74HCU04AFNG
INPUT	IC30		00MHC10172090	00MHC10172090	IC	NJM2115MD OP AMP HVINJM2115MDTE1
INPUT	IC31		00MHC10172090	00MHC10172090	IC	NJM2115MD OP AMP HVINJM2115MDTE1
INPUT	IC32		90M-HC700550R	90M-HC700550R	IC	TC74HCU04AFNG HVI74HCU04AFNG
INPUT	IC33		90M-HC110090R	90M-HC110090R	IC	CS42528-CQ HVICS42528-CQ
INPUT	IC34		00MHC10102090	00MHC10102090	IC	NJM2068MD-TE1 HVINJM2068MDTE1
INPUT	IC35		00MHC10102090	00MHC10102090	IC	NJM2068MD-TE1 HVINJM2068MDTE1
INPUT	IC36		00MHC10102090	00MHC10102090	IC	NJM2068MD-TE1 HVINJM2068MDTE1
INPUT	IC37		00MHC10102090	00MHC10102090	IC	NJM2068MD-TE1 HVINJM2068MDTE1
INPUT	IC38		00MHC10114530	00MHC10114530	IC	S-80810CNNB CVIS-80810CNNB
INPUT	IC39		00MHC10114530	00MHC10114530	IC	S-80810CNNB CVIS-80810CNNB
INPUT	IC40		90M-HC900150R	90M-HC900150R	IC	KIA1117S/F33 REGULATOR(SOT-223) CVKIA1117S33
INPUT	IC41		943235003810S	943235003810S	IC	R2A15218FP CVIR2A15218FP
INPUT	IC42	F B	nsp	00MHC705205Y0	IC	TC74HC4052AFT CVITC74HC4052AFT
INPUT	IC42	/U1B	nsp	00MHC705205Y0	IC	TC74HC4052AFT CVITC74HC4052AFT
INPUT	IC43		00MHC10102090	00MHC10102090	IC	NJM2068MD-TE1 HVINJM2068MDTE1
INPUT	IC44		90M-HC109850R	90M-HC109850R	IC	BD3812F CVIBD3812F
INPUT	IC45		00MHC10102090	00MHC10102090	IC	NJM2068MD-TE1 HVINJM2068MDTE1
INPUT	IC46		00MHC10102090	00MHC10102090	IC	NJM2068MD-TE1 HVINJM2068MDTE1
INPUT	IC47		00MHC10102090	00MHC10102090	IC	NJM2068MD-TE1 HVINJM2068MDTE1
INPUT	IC48		00MHC10102090	00MHC10102090	IC	NJM2068MD-TE1 HVINJM2068MDTE1
INPUT	IC49		00MHC10102090	00MHC10102090	IC	NJM2068MD-TE1 HVINJM2068MDTE1
INPUT	IC50		90M-HC900170R	90M-HC900170R	IC	KIA1117S00-RTK/P CVKIA1117S00
INPUT	JK11		90M-YT003120R	90M-YT003120R	TERMINAL	CINCH 2P JE0200598N CJJ4N036Z
INPUT	JK12		90M-YJ002760R	90M-YJ002760R	TERMINAL	STEREO 2P 3.5MM HSJ1002-016020 HJJ1D002Z
INPUT	JK21		90M-YT005330R	90M-YT005330R	TERMINAL	YKC22-0836V OPT+CINCH RX CJS9U013Z
INPUT	JK22		90M-YT005330R	90M-YT005330R	TERMINAL	YKC22-0836V OPT+CINCH RX CJS9U013Z
INPUT	JK23		90M-YT005030R	90M-YT005030R	OPT. CONN.	TORX177L HJSTORX177L
INPUT	JK24		90M-YT005310R	90M-YT005310R	OPT. CONN.	TOTX177L HJSTOTX177L
INPUT	JK31		90M-YT004050R	90M-YT004050R	TERMINAL	RCA-401DA-16 CJJ4P052Z
INPUT	JK32		90M-YT005000R	90M-YT005000R	TERMINAL	CINCH 8P C/SUB/SBL/SBR CJJ4P059Z
INPUT	JK34		90M-YT002960R	90M-YT002960R	TERMINAL	CINCH 6P AUDIO CJJ4R019Z
INPUT	JK35		90M-YT002960R	90M-YT002960R	TERMINAL	CINCH 6P AUDIO CJJ4R019Z
INPUT	JK36		90M-YT003230R	90M-YT003230R	TERMINAL	CINCH 4P AUDIO CJJ4P014Y
INPUT	JK37		90M-YT003230R	90M-YT003230R	TERMINAL	CINCH 4P AUDIO CJJ4P014Y
INPUT	L101		90M-FC900400R	90M-FC900400R	FERRITE CORE	BEAD CHIP 60(1608 SIZE) CLZ9R005Z
INPUT	L102		90M-FC900400R	90M-FC900400R	FERRITE CORE	BEAD CHIP 60(1608 SIZE) CLZ9R005Z
INPUT	L103		90M-FC900400R	90M-FC900400R	FERRITE CORE	BEAD CHIP 60(1608 SIZE) CLZ9R005Z
INPUT	L104		90M-FC900340R	90M-FC900340R	FERRITE CORE	HU-1H4516-600JT CLZ9Z014Z
INPUT	L105		90M-FC900340R	90M-FC900340R	FERRITE CORE	HU-1H4516-600JT CLZ9Z014Z
INPUT	L106		90M-FC900340R	90M-FC900340R	FERRITE CORE	HU-1H4516-600JT CLZ9Z014Z
INPUT	L107		90M-FC900340R	90M-FC900340R	FERRITE CORE	HU-1H4516-600JT CLZ9Z014Z
INPUT	L201		90M-FC900340R	90M-FC900340R	FERRITE CORE	HU-1H4516-600JT CLZ9Z014Z
INPUT	L202		90M-FC900340R	90M-FC900340R	FERRITE CORE	HU-1H4516-600JT CLZ9Z014Z
INPUT	L203		90M-FC900340R	90M-FC900340R	FERRITE CORE	HU-1H4516-600JT CLZ9Z014Z
INPUT	L204		90M-FC900340R	90M-FC900340R	FERRITE CORE	HU-1H4516-600JT CLZ9Z014Z
INPUT	L205		90M-FC900460R	90M-FC900460R	EMI FILTER	CHIP BEAD NFM21PC474R1C3 CLZ9R007Z
INPUT	L206		90M-FC900460R	90M-FC900460R	EMI FILTER	CHIP BEAD NFM21PC474R1C3 CLZ9R007Z

NOTE : *nsp* PART IS LISTED FOR REFERENCE ONLY, MARANTZ WILL NOT SUPPLY THESE PARTS.

P.W.B. NAME	POS. NO.	VERS. COLOR	PART NO. (FOR EUR)	PART NO. (MZ)	PART NAME	DESCRIPTION
INPUT	L301		nsp	nsp	COIL	47UH
INPUT	Q101		90M-HX800010R	90M-HX800010R	CHIP TRS.	KRC102S
INPUT	Q102		90M-HX600010R	90M-HX600010R	CHIP TRS.	KRA102S
INPUT	Q103		90M-HX800010R	90M-HX800010R	CHIP TRS.	KRC102S
INPUT	Q104		90M-HX600010R	90M-HX600010R	CHIP TRS.	KRA102S
INPUT	Q106		90M-HX600010R	90M-HX600010R	CHIP TRS.	KRA102S
INPUT	Q107		00MHT30001000	00MHT30001000	TRS.	KTC3199Y
INPUT	Q108		90M-HX600010R	90M-HX600010R	CHIP TRS.	KRA102S
INPUT	Q109		90M-HX800010R	90M-HX800010R	CHIP TRS.	KRC102S
INPUT	Q110		00MHT600121A0	00MHT600121A0	TRS.	KTA1268GR
INPUT	Q111		90M-HX600010R	90M-HX600010R	CHIP TRS.	KRA102S
INPUT	Q114		90M-HX600010R	90M-HX600010R	CHIP TRS.	KRA102S
INPUT	Q115		90M-HX800010R	90M-HX800010R	CHIP TRS.	KRC102S
INPUT	Q116	F B	nsp	90M-HX800010R	CHIP TRS.	KRC102S
INPUT	Q116	/U1B	nsp	90M-HX800010R	CHIP TRS.	KRC102S
INPUT	Q117		90M-HX600010R	90M-HX600010R	CHIP TRS.	KRA102S
INPUT	Q401		90M-HX600010R	90M-HX600010R	CHIP TRS.	KRA102S
INPUT	Q402		00MHT805501B0	00MHT805501B0	TRS.	KTC2874B
INPUT	Q403		90M-HX800010R	90M-HX800010R	CHIP TRS.	KRC102S
INPUT	Q404		90M-HX600010R	90M-HX600010R	CHIP TRS.	KRA102S
INPUT	Q405		00MHF201171D0	00MHF201171D0	TRS.	2SK117-BL
INPUT	Q406		00MHT805501B0	00MHT805501B0	TRS.	KTC2874B
INPUT	Q407		00MHT805501B0	00MHT805501B0	TRS.	KTC2874B
INPUT	Q408		00MHT805501B0	00MHT805501B0	TRS.	KTC2874B
INPUT	Q409		00MHT805501B0	00MHT805501B0	TRS.	KTC2874B
INPUT	Q410		00MHT805501B0	00MHT805501B0	TRS.	KTC2874B
INPUT	Q411		00MHT805501B0	00MHT805501B0	TRS.	KTC2874B
INPUT	Q412		00MHT805501B0	00MHT805501B0	TRS.	KTC2874B
INPUT	Q413		00MHT805501B0	00MHT805501B0	TRS.	KTC2874B
INPUT	Q414		00MHT805501B0	00MHT805501B0	TRS.	KTC2874B
INPUT	Q415		00MHT805501B0	00MHT805501B0	TRS.	KTC2874B
INPUT	Q416		00MHT805501B0	00MHT805501B0	TRS.	KTC2874B
INPUT	Q417		00MHT805501B0	00MHT805501B0	TRS.	KTC2874B
INPUT	Q418		00MHT805501B0	00MHT805501B0	TRS.	KTC2874B
INPUT	Q419		00MHT805501B0	00MHT805501B0	TRS.	KTC2874B
INPUT	Q420		00MHT805501B0	00MHT805501B0	TRS.	KTC2874B
INPUT	Q421		00MHT805501B0	00MHT805501B0	TRS.	KTC2874B
INPUT	Q422		00MHT805501B0	00MHT805501B0	TRS.	KTC2874B
INPUT	Q423		00MHT805501B0	00MHT805501B0	TRS.	KTC2874B
INPUT	Q424		00MHT805501B0	00MHT805501B0	TRS.	KTC2874B
INPUT	Q425		00MHT805501B0	00MHT805501B0	TRS.	KTC2874B
INPUT	Q426		00D2690193901	00D2690193901	CHIP TRS.	KRC104S
INPUT	Q427		90M-HX600010R	90M-HX600010R	CHIP TRS.	KRA102S
INPUT	Q428		00D2690193901	00D2690193901	CHIP TRS.	KRC104S
INPUT	Q429		90M-HX600010R	90M-HX600010R	CHIP TRS.	KRA102S
INPUT	Q430		00D2690193901	00D2690193901	CHIP TRS.	KRC104S
INPUT	Q431		90M-HX600010R	90M-HX600010R	CHIP TRS.	KRA102S
INPUT	Q432		00D2690193901	00D2690193901	CHIP TRS.	KRC104S
INPUT	Q433		90M-HX600010R	90M-HX600010R	CHIP TRS.	KRA102S
INPUT	Q434		00D2690193901	00D2690193901	CHIP TRS.	KRC104S
INPUT	Q435		90M-HX600010R	90M-HX600010R	CHIP TRS.	KRA102S
INPUT	Q436		00D2690193901	00D2690193901	CHIP TRS.	KRC104S
INPUT	Q437		90M-HX600010R	90M-HX600010R	CHIP TRS.	KRA102S
INPUT	Q438		90M-HX600010R	90M-HX600010R	CHIP TRS.	KRA102S
INPUT	Q439		90M-HX800010R	90M-HX800010R	CHIP TRS.	KRC102S
INPUT	Q440		90M-HX600010R	90M-HX600010R	CHIP TRS.	KRA102S
INPUT	Q441		90M-HX800010R	90M-HX800010R	CHIP TRS.	KRC102S
INPUT	Q442		90M-HC300970R	90M-HC300970R	IC	KIA78S06
INPUT	Q443		90M-HC300980R	90M-HC300980R	IC	KIA79S06
INPUT	R101		nsp	00MNN05473610	CHIP RES.	47K OHM 1/10W J
INPUT	R103	F B	nsp	00MNN05392610	CHIP RES.	3.9K OHM 1/10W J
INPUT	R103	/K1SG	nsp	00MNN05272610	CHIP RES.	2.7K OHM 1/10W J
INPUT	R103	/N1B	nsp	00MNN05822610	CHIP RES.	8.2K OHM 1/10W J
INPUT	R103	/N1SG	nsp	00MNN05822610	CHIP RES.	8.2K OHM 1/10W J
INPUT	R104	F B	nsp	00MNN05562610	CHIP RES.	5.6K OHM 1/10W J
INPUT	R104	/K1SG	nsp	00MNN05682610	CHIP RES.	6.8K OHM 1/10W J
INPUT	R104	/N1B	nsp	00MNN05222610	CHIP RES.	2.2K OHM 1/10W J

NOTE : "nsp" PART IS LISTED FOR REFERENCE ONLY, MARANTZ WILL NOT SUPPLY THESE PARTS.

P.W.B. NAME	POS. NO.	VERS. COLOR	PART NO. (FOR EUR)	PART NO. (MZ)	PART NAME	DESCRIPTION	
INPUT	R104	/N1SG	nsp	00MNN05222610	CHIP RES.	2.2K OHM 1/10W J	CRJ10DJ222T
INPUT	R104	/U1B	nsp	00MNN05000610	CHIP RES.	0 OHM 1/10W J	CRJ10DJ0R0T
INPUT	R106		nsp	00MNN05473610	CHIP RES.	47K OHM 1/10W J	CRJ10DJ473T
INPUT	R107		nsp	00MNN05472610	CHIP RES.	4.7K OHM 1/10W J	CRJ10DJ472T
INPUT	R108		nsp	00MNN05000610	CHIP RES.	0 OHM 1/10W J	CRJ10DJ0R0T
INPUT	R109		nsp	00MNN05105610	CHIP RES.	1M OHM 1/10W J	CRJ10DJ105T
INPUT	R110		nsp	00MNN05473610	CHIP RES.	47K OHM 1/10W J	CRJ10DJ473T
INPUT	R111		nsp	00MNN05103610	CHIP RES.	10K OHM 1/10W J	CRJ10DJ103T
INPUT	R112		nsp	00MNN05103610	CHIP RES.	10K OHM 1/10W J	CRJ10DJ103T
INPUT	R114		nsp	00MNN05000610	CHIP RES.	0 OHM 1/10W J	CRJ10DJ0R0T
INPUT	R115		nsp	00MNN05103610	CHIP RES.	10K OHM 1/10W J	CRJ10DJ103T
INPUT	R116		nsp	00MNN05330610	CHIP RES.	33 OHM 1/10W J	CRJ10DJ330T
INPUT	R117		nsp	00MNN05330610	CHIP RES.	33 OHM 1/10W J	CRJ10DJ330T
INPUT	R118		nsp	00MNN05473610	CHIP RES.	47K OHM 1/10W J	CRJ10DJ473T
INPUT	R119		nsp	00MNN05330610	CHIP RES.	33 OHM 1/10W J	CRJ10DJ330T
INPUT	R120		nsp	00MNN05333610	CHIP RES.	33K OHM 1/10W J	CRJ10DJ333T
INPUT	R121		nsp	00MNN05333610	CHIP RES.	33K OHM 1/10W J	CRJ10DJ333T
INPUT	R122		nsp	00MNN05333610	CHIP RES.	33K OHM 1/10W J	CRJ10DJ333T
INPUT	R123		nsp	00MNN05333610	CHIP RES.	33K OHM 1/10W J	CRJ10DJ333T
INPUT	R124		nsp	00MNN05152610	CHIP RES.	1.5K OHM 1/10W J	CRJ10DJ152T
INPUT	R125		nsp	00MNN05472610	CHIP RES.	4.7K OHM 1/10W J	CRJ10DJ472T
INPUT	R126		nsp	00MNN05473610	CHIP RES.	47K OHM 1/10W J	CRJ10DJ473T
INPUT	R127		nsp	00MNN05103610	CHIP RES.	10K OHM 1/10W J	CRJ10DJ103T
INPUT	R128		nsp	00MNN05103610	CHIP RES.	10K OHM 1/10W J	CRJ10DJ103T
INPUT	R129		nsp	00MNN05473610	CHIP RES.	47K OHM 1/10W J	CRJ10DJ473T
INPUT	R130		nsp	00MNN05472610	CHIP RES.	4.7K OHM 1/10W J	CRJ10DJ472T
INPUT	R131		nsp	00MNN05472610	CHIP RES.	4.7K OHM 1/10W J	CRJ10DJ472T
INPUT	R132		nsp	00MNN05472610	CHIP RES.	4.7K OHM 1/10W J	CRJ10DJ472T
INPUT	R133		nsp	00MNN05101610	CHIP RES.	100 OHM 1/10W J	CRJ10DJ101T
INPUT	R134		nsp	00MNN05101610	CHIP RES.	100 OHM 1/10W J	CRJ10DJ101T
INPUT	R135		nsp	00MNN05101610	CHIP RES.	100 OHM 1/10W J	CRJ10DJ101T
INPUT	R136		nsp	00MNN05101610	CHIP RES.	100 OHM 1/10W J	CRJ10DJ101T
INPUT	R137		nsp	00MNN05473610	CHIP RES.	47K OHM 1/10W J	CRJ10DJ473T
INPUT	R138		nsp	00MNN05473610	CHIP RES.	47K OHM 1/10W J	CRJ10DJ473T
INPUT	R139		nsp	00MNN05102610	CHIP RES.	1K OHM 1/10W J	CRJ10DJ102T
INPUT	R140		nsp	00MNN05152610	CHIP RES.	1.5K OHM 1/10W J	CRJ10DJ152T
INPUT	R141		nsp	00MNN05332610	CHIP RES.	3.3K OHM 1/10W J	CRJ10DJ332T
INPUT	R142	/K1SG	nsp	00MNN05223610	CHIP RES.	22K OHM 1/10W J	CRJ10DJ223T
INPUT	R142	/N1B	nsp	00MNN05223610	CHIP RES.	22K OHM 1/10W J	CRJ10DJ223T
INPUT	R142	/N1SG	nsp	00MNN05223610	CHIP RES.	22K OHM 1/10W J	CRJ10DJ223T
INPUT	R143	/K1SG	nsp	00MNN05223610	CHIP RES.	22K OHM 1/10W J	CRJ10DJ223T
INPUT	R143	/N1B	nsp	00MNN05223610	CHIP RES.	22K OHM 1/10W J	CRJ10DJ223T
INPUT	R143	/N1SG	nsp	00MNN05223610	CHIP RES.	22K OHM 1/10W J	CRJ10DJ223T
INPUT	R144		nsp	00MNN05223610	CHIP RES.	22K OHM 1/10W J	CRJ10DJ223T
INPUT	R145		nsp	nsp	RES.	10 OHM 1/4W J CARBON	CRD25TJ100T
INPUT	R146		nsp	00MNN05683610	CHIP RES.	68K OHM 1/10W J	CRJ10DJ683T
INPUT	R147		nsp	00MNN05222610	CHIP RES.	2.2K OHM 1/10W J	CRJ10DJ222T
INPUT	R148		nsp	00MNN05223610	CHIP RES.	22K OHM 1/10W J	CRJ10DJ223T
INPUT	R149		nsp	00MNN05223610	CHIP RES.	22K OHM 1/10W J	CRJ10DJ223T
INPUT	R150		nsp	00MNN05222610	CHIP RES.	2.2K OHM 1/10W J	CRJ10DJ222T
INPUT	R151		nsp	00MNN05332610	CHIP RES.	3.3K OHM 1/10W J	CRJ10DJ332T
INPUT	R152		nsp	00MNN05473610	CHIP RES.	47K OHM 1/10W J	CRJ10DJ473T
INPUT	R153		nsp	00MNN05473610	CHIP RES.	47K OHM 1/10W J	CRJ10DJ473T
INPUT	R154		nsp	00MNN05473610	CHIP RES.	47K OHM 1/10W J	CRJ10DJ473T
INPUT	R155		nsp	00MNN05473610	CHIP RES.	47K OHM 1/10W J	CRJ10DJ473T
INPUT	R156		nsp	00MNN05103610	CHIP RES.	10K OHM 1/10W J	CRJ10DJ103T
INPUT	R157		nsp	00MNN05103610	CHIP RES.	10K OHM 1/10W J	CRJ10DJ103T
INPUT	R158		nsp	00MNN05102610	CHIP RES.	1K OHM 1/10W J	CRJ10DJ102T
INPUT	R159		nsp	00MNN05473610	CHIP RES.	47K OHM 1/10W J	CRJ10DJ473T
INPUT	R161		nsp	00MNN05103610	CHIP RES.	10K OHM 1/10W J	CRJ10DJ103T
INPUT	R162		nsp	00MNN05103610	CHIP RES.	10K OHM 1/10W J	CRJ10DJ103T
INPUT	R163		nsp	00MNN05473610	CHIP RES.	47K OHM 1/10W J	CRJ10DJ473T
INPUT	R164		nsp	00MNN05103610	CHIP RES.	10K OHM 1/10W J	CRJ10DJ103T
INPUT	R166		nsp	00MNN05470610	CHIP RES.	47 OHM 1/10W J	CRJ10DJ470T
INPUT	R167		nsp	00MNN05473610	CHIP RES.	47K OHM 1/10W J	CRJ10DJ473T
INPUT	R168		nsp	00MNN05183610	CHIP RES.	18K OHM 1/10W J	CRJ10DJ183T
INPUT	R169		nsp	00MNN05473610	CHIP RES.	47K OHM 1/10W J	CRJ10DJ473T

NOTE : "nsp" PART IS LISTED FOR REFERENCE ONLY, MARANTZ WILL NOT SUPPLY THESE PARTS.

P.W.B. NAME	POS. NO.	VERS. COLOR	PART NO. (FOR EUR)	PART NO. (MZ)	PART NAME	DESCRIPTION	
INPUT	R170		nsp	00MNN05101610	CHIP RES.	100 OHM 1/10W J	CRJ10DJ101T
INPUT	R171		nsp	00MNN05101610	CHIP RES.	100 OHM 1/10W J	CRJ10DJ101T
INPUT	R172		nsp	00MNN05101610	CHIP RES.	100 OHM 1/10W J	CRJ10DJ101T
INPUT	R173		nsp	00MNN05221610	CHIP RES.	220 OHM 1/10W J	CRJ10DJ221T
INPUT	R174		nsp	00MNN05221610	CHIP RES.	220 OHM 1/10W J	CRJ10DJ221T
INPUT	R175		nsp	00MNN05220610	CHIP RES.	22 OHM 1/10W J	CRJ10DJ220T
INPUT	R176		nsp	00MNN05220610	CHIP RES.	22 OHM 1/10W J	CRJ10DJ220T
INPUT	R177		nsp	00MNN05103610	CHIP RES.	10K OHM 1/10W J	CRJ10DJ103T
INPUT	R178		nsp	00MNN05223610	CHIP RES.	22K OHM 1/10W J	CRJ10DJ223T
INPUT	R179		nsp	00MNN05682610	CHIP RES.	6.8K OHM 1/10W J	CRJ10DJ682T
INPUT	R180		nsp	00MNN05047610	CHIP RES.	4.7 OHM 1/10W J	CRJ10DJ4R7T
INPUT	R181		nsp	00MNN05047610	CHIP RES.	4.7 OHM 1/10W J	CRJ10DJ4R7T
INPUT	R182		nsp	00MNN05102610	CHIP RES.	1K OHM 1/10W J	CRJ10DJ102T
INPUT	R183		nsp	00MNN05000610	CHIP RES.	0 OHM 1/10W J	CRJ10DJ0R0T
INPUT	R184		nsp	00MNN05473610	CHIP RES.	47K OHM 1/10W J	CRJ10DJ473T
INPUT	R185		nsp	00MNN05473610	CHIP RES.	47K OHM 1/10W J	CRJ10DJ473T
INPUT	R186		nsp	00MNN05472610	CHIP RES.	4.7K OHM 1/10W J	CRJ10DJ472T
INPUT	R187		nsp	00MNN05472610	CHIP RES.	4.7K OHM 1/10W J	CRJ10DJ472T
INPUT	R188		nsp	00MNN05332610	CHIP RES.	3.3K OHM 1/10W J	CRJ10DJ332T
INPUT	R189		nsp	00MNN05682610	CHIP RES.	6.8K OHM 1/10W J	CRJ10DJ682T
INPUT	R190		nsp	00MNN05000610	CHIP RES.	0 OHM 1/10W J	CRJ10DJ0R0T
INPUT	R192		nsp	00MNN05473610	CHIP RES.	47K OHM 1/10W J	CRJ10DJ473T
INPUT	R193		nsp	00MNN05473610	CHIP RES.	47K OHM 1/10W J	CRJ10DJ473T
INPUT	R194		nsp	00MNN05000610	CHIP RES.	0 OHM 1/10W J	CRJ10DJ0R0T
INPUT	R195		nsp	00MNN05000610	CHIP RES.	0 OHM 1/10W J	CRJ10DJ0R0T
INPUT	R201		nsp	00MNN05750610	CHIP RES.	75 OHM 1/10W J	CRJ10DJ750T
INPUT	R202		nsp	00MNN05102610	CHIP RES.	1K OHM 1/10W J	CRJ10DJ102T
INPUT	R203		nsp	00MNN05100610	CHIP RES.	10 OHM 1/10W J	CRJ10DJ100T
INPUT	R204		nsp	00MNN05330610	CHIP RES.	33 OHM 1/10W J	CRJ10DJ330T
INPUT	R205		nsp	00MNN05750610	CHIP RES.	75 OHM 1/10W J	CRJ10DJ750T
INPUT	R206		nsp	00MNN05102610	CHIP RES.	1K OHM 1/10W J	CRJ10DJ102T
INPUT	R207		nsp	00MNN05100610	CHIP RES.	10 OHM 1/10W J	CRJ10DJ100T
INPUT	R208		nsp	00MNN05330610	CHIP RES.	33 OHM 1/10W J	CRJ10DJ330T
INPUT	R209		nsp	00MNN05100610	CHIP RES.	10 OHM 1/10W J	CRJ10DJ100T
INPUT	R210		nsp	00MNN05330610	CHIP RES.	33 OHM 1/10W J	CRJ10DJ330T
INPUT	R211		nsp	00MNN05104610	CHIP RES.	100K OHM 1/10W J	CRJ10DJ104T
INPUT	R212		nsp	00MNN05472610	CHIP RES.	4.7K OHM 1/10W J	CRJ10DJ472T
INPUT	R213		nsp	00MNN05104610	CHIP RES.	100K OHM 1/10W J	CRJ10DJ104T
INPUT	R214		nsp	00MNN05472610	CHIP RES.	4.7K OHM 1/10W J	CRJ10DJ472T
INPUT	R215		nsp	00MNN05330610	CHIP RES.	33 OHM 1/10W J	CRJ10DJ330T
INPUT	R216		nsp	00MNN05330610	CHIP RES.	33 OHM 1/10W J	CRJ10DJ330T
INPUT	R217		nsp	00MNN05100610	CHIP RES.	10 OHM 1/10W J	CRJ10DJ100T
INPUT	R219		nsp	00MNN05332610	CHIP RES.	3.3K OHM 1/10W J	CRJ10DJ332T
INPUT	R221		nsp	00MNN05222610	CHIP RES.	2.2K OHM 1/10W J	CRJ10DJ222T
INPUT	R222		nsp	00MNN05272610	CHIP RES.	2.7K OHM 1/10W J	CRJ10DJ272T
INPUT	R223		nsp	00MNN05101610	CHIP RES.	100 OHM 1/10W J	CRJ10DJ101T
INPUT	R224		nsp	00MNN05472610	CHIP RES.	4.7K OHM 1/10W J	CRJ10DJ472T
INPUT	R225		nsp	00MNN05472610	CHIP RES.	4.7K OHM 1/10W J	CRJ10DJ472T
INPUT	R226		nsp	00MNN05101610	CHIP RES.	100 OHM 1/10W J	CRJ10DJ101T
INPUT	R227		nsp	00MNN05472610	CHIP RES.	4.7K OHM 1/10W J	CRJ10DJ472T
INPUT	R228		nsp	00MNN05392610	CHIP RES.	3.9K OHM 1/10W J	CRJ10DJ392T
INPUT	R229		nsp	00MNN05332610	CHIP RES.	3.3K OHM 1/10W J	CRJ10DJ332T
INPUT	R231		nsp	00MNN05222610	CHIP RES.	2.2K OHM 1/10W J	CRJ10DJ222T
INPUT	R232		nsp	00MNN05272610	CHIP RES.	2.7K OHM 1/10W J	CRJ10DJ272T
INPUT	R233		nsp	00MNN05101610	CHIP RES.	100 OHM 1/10W J	CRJ10DJ101T
INPUT	R234		nsp	00MNN05472610	CHIP RES.	4.7K OHM 1/10W J	CRJ10DJ472T
INPUT	R235		nsp	00MNN05472610	CHIP RES.	4.7K OHM 1/10W J	CRJ10DJ472T
INPUT	R236		nsp	00MNN05101610	CHIP RES.	100 OHM 1/10W J	CRJ10DJ101T
INPUT	R237		nsp	00MNN05101610	CHIP RES.	100 OHM 1/10W J	CRJ10DJ101T
INPUT	R238		nsp	00MNN05221610	CHIP RES.	220 OHM 1/10W J	CRJ10DJ221T
INPUT	R239		nsp	00MNN05105610	CHIP RES.	1M OHM 1/10W J	CRJ10DJ105T
INPUT	R240		nsp	00MNN05330610	CHIP RES.	33 OHM 1/10W J	CRJ10DJ330T
INPUT	R241		nsp	00MNN05330610	CHIP RES.	33 OHM 1/10W J	CRJ10DJ330T
INPUT	R242		nsp	00MNN05330610	CHIP RES.	33 OHM 1/10W J	CRJ10DJ330T
INPUT	R243		nsp	00MNN05330610	CHIP RES.	33 OHM 1/10W J	CRJ10DJ330T
INPUT	R244		nsp	00MNN05000610	CHIP RES.	0 OHM 1/10W J	CRJ10DJ0R0T
INPUT	R245		nsp	00MNN05152610	CHIP RES.	1.5K OHM 1/10W J	CRJ10DJ152T

NOTE : "nsp" PART IS LISTED FOR REFERENCE ONLY, MARANTZ WILL NOT SUPPLY THESE PARTS.

P.W.B. NAME	POS. NO.	VERS. COLOR	PART NO. (FOR EUR)	PART NO. (MZ)	PART NAME	DESCRIPTION
INPUT	R248		nsp	00MNN05330610	CHIP RES.	33 OHM 1/10W J CRJ10DJ330T
INPUT	R249		nsp	00MNN05101610	CHIP RES.	100 OHM 1/10W J CRJ10DJ101T
INPUT	R250		nsp	00MNN05102610	CHIP RES.	1K OHM 1/10W J CRJ10DJ102T
INPUT	R251		nsp	00MNN05102610	CHIP RES.	1K OHM 1/10W J CRJ10DJ102T
INPUT	R252		nsp	00MNN05330610	CHIP RES.	33 OHM 1/10W J CRJ10DJ330T
INPUT	R253		nsp	00MNN05330610	CHIP RES.	33 OHM 1/10W J CRJ10DJ330T
INPUT	R255		nsp	00MNN05332610	CHIP RES.	3.3K OHM 1/10W J CRJ10DJ332T
INPUT	R256		nsp	00MNN05332610	CHIP RES.	3.3K OHM 1/10W J CRJ10DJ332T
INPUT	R257		nsp	00MNN05332610	CHIP RES.	3.3K OHM 1/10W J CRJ10DJ332T
INPUT	R258		nsp	00MNN05332610	CHIP RES.	3.3K OHM 1/10W J CRJ10DJ332T
INPUT	R259		nsp	00MNN05682610	CHIP RES.	6.8K OHM 1/10W J CRJ10DJ682T
INPUT	R260		nsp	00MNN05682610	CHIP RES.	6.8K OHM 1/10W J CRJ10DJ682T
INPUT	R261		nsp	00MNN05152610	CHIP RES.	1.5K OHM 1/10W J CRJ10DJ152T
INPUT	R262		nsp	00MNN05152610	CHIP RES.	1.5K OHM 1/10W J CRJ10DJ152T
INPUT	R263		nsp	00MNN05152610	CHIP RES.	1.5K OHM 1/10W J CRJ10DJ152T
INPUT	R264		nsp	00MNN05682610	CHIP RES.	6.8K OHM 1/10W J CRJ10DJ682T
INPUT	R265		nsp	00MNN05000610	CHIP RES.	0 OHM 1/10W J CRJ10DJ0R0T
INPUT	R266		nsp	00MNN05682610	CHIP RES.	6.8K OHM 1/10W J CRJ10DJ682T
INPUT	R267		nsp	00MNN05000610	CHIP RES.	0 OHM 1/10W J CRJ10DJ0R0T
INPUT	R268		nsp	00MNN05152610	CHIP RES.	1.5K OHM 1/10W J CRJ10DJ152T
INPUT	R269		nsp	00MNN05101610	CHIP RES.	100 OHM 1/10W J CRJ10DJ101T
INPUT	R270		nsp	00MNN05101610	CHIP RES.	100 OHM 1/10W J CRJ10DJ101T
INPUT	R271		nsp	00MNN05104610	CHIP RES.	100K OHM 1/10W J CRJ10DJ104T
INPUT	R272		nsp	00MNN05104610	CHIP RES.	100K OHM 1/10W J CRJ10DJ104T
INPUT	R273		nsp	00MNN05332610	CHIP RES.	3.3K OHM 1/10W J CRJ10DJ332T
INPUT	R274		nsp	00MNN05332610	CHIP RES.	3.3K OHM 1/10W J CRJ10DJ332T
INPUT	R275		nsp	00MNN05332610	CHIP RES.	3.3K OHM 1/10W J CRJ10DJ332T
INPUT	R276		nsp	00MNN05332610	CHIP RES.	3.3K OHM 1/10W J CRJ10DJ332T
INPUT	R277		nsp	00MNN05682610	CHIP RES.	6.8K OHM 1/10W J CRJ10DJ682T
INPUT	R278		nsp	00MNN05682610	CHIP RES.	6.8K OHM 1/10W J CRJ10DJ682T
INPUT	R279		nsp	00MNN05152610	CHIP RES.	1.5K OHM 1/10W J CRJ10DJ152T
INPUT	R280		nsp	00MNN05152610	CHIP RES.	1.5K OHM 1/10W J CRJ10DJ152T
INPUT	R281		nsp	00MNN05152610	CHIP RES.	1.5K OHM 1/10W J CRJ10DJ152T
INPUT	R282		nsp	00MNN05682610	CHIP RES.	6.8K OHM 1/10W J CRJ10DJ682T
INPUT	R283		nsp	00MNN05000610	CHIP RES.	0 OHM 1/10W J CRJ10DJ0R0T
INPUT	R284		nsp	00MNN05152610	CHIP RES.	1.5K OHM 1/10W J CRJ10DJ152T
INPUT	R285		nsp	00MNN05682610	CHIP RES.	6.8K OHM 1/10W J CRJ10DJ682T
INPUT	R286		nsp	00MNN05000610	CHIP RES.	0 OHM 1/10W J CRJ10DJ0R0T
INPUT	R287		nsp	00MNN05101610	CHIP RES.	100 OHM 1/10W J CRJ10DJ101T
INPUT	R288		nsp	00MNN05101610	CHIP RES.	100 OHM 1/10W J CRJ10DJ101T
INPUT	R289		nsp	00MNN05104610	CHIP RES.	100K OHM 1/10W J CRJ10DJ104T
INPUT	R290		nsp	00MNN05104610	CHIP RES.	100K OHM 1/10W J CRJ10DJ104T
INPUT	R291		nsp	00MNN05332610	CHIP RES.	3.3K OHM 1/10W J CRJ10DJ332T
INPUT	R292		nsp	00MNN05332610	CHIP RES.	3.3K OHM 1/10W J CRJ10DJ332T
INPUT	R293		nsp	00MNN05332610	CHIP RES.	3.3K OHM 1/10W J CRJ10DJ332T
INPUT	R294		nsp	00MNN05332610	CHIP RES.	3.3K OHM 1/10W J CRJ10DJ332T
INPUT	R295		nsp	00MNN05682610	CHIP RES.	6.8K OHM 1/10W J CRJ10DJ682T
INPUT	R296		nsp	00MNN05682610	CHIP RES.	6.8K OHM 1/10W J CRJ10DJ682T
INPUT	R297		nsp	00MNN05152610	CHIP RES.	1.5K OHM 1/10W J CRJ10DJ152T
INPUT	R298		nsp	00MNN05152610	CHIP RES.	1.5K OHM 1/10W J CRJ10DJ152T
INPUT	R299		nsp	00MNN05152610	CHIP RES.	1.5K OHM 1/10W J CRJ10DJ152T
INPUT	R300		nsp	00MNN05682610	CHIP RES.	6.8K OHM 1/10W J CRJ10DJ682T
INPUT	R301		nsp	00MNN05000610	CHIP RES.	0 OHM 1/10W J CRJ10DJ0R0T
INPUT	R302		nsp	00MNN05152610	CHIP RES.	1.5K OHM 1/10W J CRJ10DJ152T
INPUT	R303		nsp	00MNN05682610	CHIP RES.	6.8K OHM 1/10W J CRJ10DJ682T
INPUT	R304		nsp	00MNN05000610	CHIP RES.	0 OHM 1/10W J CRJ10DJ0R0T
INPUT	R305		nsp	00MNN05101610	CHIP RES.	100 OHM 1/10W J CRJ10DJ101T
INPUT	R306		nsp	00MNN05101610	CHIP RES.	100 OHM 1/10W J CRJ10DJ101T
INPUT	R307		nsp	00MNN05104610	CHIP RES.	100K OHM 1/10W J CRJ10DJ104T
INPUT	R308		nsp	00MNN05104610	CHIP RES.	100K OHM 1/10W J CRJ10DJ104T
INPUT	R309		nsp	00MNN05332610	CHIP RES.	3.3K OHM 1/10W J CRJ10DJ332T
INPUT	R310		nsp	00MNN05332610	CHIP RES.	3.3K OHM 1/10W J CRJ10DJ332T
INPUT	R311		nsp	00MNN05332610	CHIP RES.	3.3K OHM 1/10W J CRJ10DJ332T
INPUT	R312		nsp	00MNN05332610	CHIP RES.	3.3K OHM 1/10W J CRJ10DJ332T
INPUT	R313		nsp	00MNN05682610	CHIP RES.	6.8K OHM 1/10W J CRJ10DJ682T
INPUT	R314		nsp	00MNN05682610	CHIP RES.	6.8K OHM 1/10W J CRJ10DJ682T
INPUT	R315		nsp	00MNN05152610	CHIP RES.	1.5K OHM 1/10W J CRJ10DJ152T

NOTE : "nsp" PART IS LISTED FOR REFERENCE ONLY, MARANTZ WILL NOT SUPPLY THESE PARTS.

P.W.B. NAME	POS. NO.	VERS. COLOR	PART NO. (FOR EUR)	PART NO. (MZ)	PART NAME	DESCRIPTION	
INPUT	R316		nsp	00MNN05152610	CHIP RES.	1.5K OHM 1/10W J	CRJ10DJ152T
INPUT	R317		nsp	00MNN05000610	CHIP RES.	0 OHM 1/10W J	CRJ10DJ0R0T
INPUT	R318		nsp	00MNN05682610	CHIP RES.	6.8K OHM 1/10W J	CRJ10DJ682T
INPUT	R319		nsp	00MNN05152610	CHIP RES.	1.5K OHM 1/10W J	CRJ10DJ152T
INPUT	R320		nsp	00MNN05000610	CHIP RES.	0 OHM 1/10W J	CRJ10DJ0R0T
INPUT	R321		nsp	00MNN05682610	CHIP RES.	6.8K OHM 1/10W J	CRJ10DJ682T
INPUT	R322		nsp	00MNN05152610	CHIP RES.	1.5K OHM 1/10W J	CRJ10DJ152T
INPUT	R323		nsp	00MNN05101610	CHIP RES.	100 OHM 1/10W J	CRJ10DJ101T
INPUT	R324		nsp	00MNN05101610	CHIP RES.	100 OHM 1/10W J	CRJ10DJ101T
INPUT	R325		nsp	00MNN05104610	CHIP RES.	100K OHM 1/10W J	CRJ10DJ104T
INPUT	R326		nsp	00MNN05104610	CHIP RES.	100K OHM 1/10W J	CRJ10DJ104T
INPUT	R327		nsp	00MNN05473610	CHIP RES.	47K OHM 1/10W J	CRJ10DJ473T
INPUT	R328		nsp	00MNN05473610	CHIP RES.	47K OHM 1/10W J	CRJ10DJ473T
INPUT	R329		nsp	00MNN05101610	CHIP RES.	100 OHM 1/10W J	CRJ10DJ101T
INPUT	R330		nsp	00MNN05101610	CHIP RES.	100 OHM 1/10W J	CRJ10DJ101T
INPUT	R331		nsp	00MNN05473610	CHIP RES.	47K OHM 1/10W J	CRJ10DJ473T
INPUT	R332		nsp	00MNN05473610	CHIP RES.	47K OHM 1/10W J	CRJ10DJ473T
INPUT	R333		nsp	00MNN05101610	CHIP RES.	100 OHM 1/10W J	CRJ10DJ101T
INPUT	R336		nsp	00MNN05560610	CHIP RES.	56 OHM 1/10W J	CRJ10DJ560T
INPUT	R337		nsp	00MNN05101610	CHIP RES.	100 OHM 1/10W J	CRJ10DJ101T
INPUT	R344		nsp	00MNN05560610	CHIP RES.	56 OHM 1/10W J	CRJ10DJ560T
INPUT	R345		nsp	00MNN05560610	CHIP RES.	56 OHM 1/10W J	CRJ10DJ560T
INPUT	R346		nsp	00MNN05330610	CHIP RES.	33 OHM 1/10W J	CRJ10DJ330T
INPUT	R347		nsp	00MNN05104610	CHIP RES.	100K OHM 1/10W J	CRJ10DJ104T
INPUT	R348		nsp	00MNN05103610	CHIP RES.	10K OHM 1/10W J	CRJ10DJ103T
INPUT	R349		nsp	00MNN05103610	CHIP RES.	10K OHM 1/10W J	CRJ10DJ103T
INPUT	R350		nsp	00MNN05103610	CHIP RES.	10K OHM 1/10W J	CRJ10DJ103T
INPUT	R351		nsp	00MNN05103610	CHIP RES.	10K OHM 1/10W J	CRJ10DJ103T
INPUT	R352		nsp	00MNN05103610	CHIP RES.	10K OHM 1/10W J	CRJ10DJ103T
INPUT	R353		nsp	00MNN05000610	CHIP RES.	0 OHM 1/10W J	CRJ10DJ0R0T
INPUT	R354		nsp	00MNN05103610	CHIP RES.	10K OHM 1/10W J	CRJ10DJ103T
INPUT	R355		nsp	00MNN05330610	CHIP RES.	33 OHM 1/10W J	CRJ10DJ330T
INPUT	R356		nsp	00MNN05105610	CHIP RES.	1M OHM 1/10W J	CRJ10DJ105T
INPUT	R357		nsp	00MNN05271610	CHIP RES.	270 OHM +5% 1/16W	CRJ10DJ271T
INPUT	R358		nsp	00MNN05103610	CHIP RES.	10K OHM 1/10W J	CRJ10DJ103T
INPUT	R359		nsp	00MNN05103610	CHIP RES.	10K OHM 1/10W J	CRJ10DJ103T
INPUT	R360		nsp	00MNN05103610	CHIP RES.	10K OHM 1/10W J	CRJ10DJ103T
INPUT	R361		nsp	00MNN05103610	CHIP RES.	10K OHM 1/10W J	CRJ10DJ103T
INPUT	R362		nsp	00MNN05103610	CHIP RES.	10K OHM 1/10W J	CRJ10DJ103T
INPUT	R363		nsp	00MNN05103610	CHIP RES.	10K OHM 1/10W J	CRJ10DJ103T
INPUT	R364		nsp	00MNN05101610	CHIP RES.	100 OHM 1/10W J	CRJ10DJ101T
INPUT	R365		nsp	00MNN05101610	CHIP RES.	100 OHM 1/10W J	CRJ10DJ101T
INPUT	R366		nsp	00MNN05103610	CHIP RES.	10K OHM 1/10W J	CRJ10DJ103T
INPUT	R367		nsp	00MNN05103610	CHIP RES.	10K OHM 1/10W J	CRJ10DJ103T
INPUT	R368		nsp	00MNN05103610	CHIP RES.	10K OHM 1/10W J	CRJ10DJ103T
INPUT	R369		nsp	00MNN05103610	CHIP RES.	10K OHM 1/10W J	CRJ10DJ103T
INPUT	R370		nsp	00MNN05103610	CHIP RES.	10K OHM 1/10W J	CRJ10DJ103T
INPUT	R371		nsp	00MNN05103610	CHIP RES.	10K OHM 1/10W J	CRJ10DJ103T
INPUT	R372		nsp	00MNN05103610	CHIP RES.	10K OHM 1/10W J	CRJ10DJ103T
INPUT	R373		nsp	00MNN05103610	CHIP RES.	10K OHM 1/10W J	CRJ10DJ103T
INPUT	R374		nsp	00MNN05222610	CHIP RES.	2.2K OHM 1/10W J	CRJ10DJ222T
INPUT	R375		nsp	00MNN05223610	CHIP RES.	22K OHM 1/10W J	CRJ10DJ223T
INPUT	R376		nsp	00MNN05183610	CHIP RES.	18K OHM 1/10W J	CRJ10DJ183T
INPUT	R377		nsp	00MNN05103610	CHIP RES.	10K OHM 1/10W J	CRJ10DJ103T
INPUT	R378		nsp	00MNN05222610	CHIP RES.	2.2K OHM 1/10W J	CRJ10DJ222T
INPUT	R379		00MNM1033G020	00MNM1033G020	CHIP RES.	3.3 OHM 1%	CRJ10DF3R30T
INPUT	R380		00MNM12200020	00MNM12200020	CHIP RES.	220 OHM 1%	CRJ10DF2200T
INPUT	R381		nsp	00MNN05000610	CHIP RES.	0 OHM 1/10W J	CRJ10DJ0R0T
INPUT	R382		nsp	00MNN05103610	CHIP RES.	10K OHM 1/10W J	CRJ10DJ103T
INPUT	R383		nsp	00MNN05000610	CHIP RES.	0 OHM 1/10W J	CRJ10DJ0R0T
INPUT	R384		nsp	00MNN05000610	CHIP RES.	0 OHM 1/10W J	CRJ10DJ0R0T
INPUT	R385		nsp	00MNN05000610	CHIP RES.	0 OHM 1/10W J	CRJ10DJ0R0T
INPUT	R386		nsp	00MNN05000610	CHIP RES.	0 OHM 1/10W J	CRJ10DJ0R0T
INPUT	R387		nsp	00MNN05000610	CHIP RES.	0 OHM 1/10W J	CRJ10DJ0R0T
INPUT	R389		nsp	00MNN05223610	CHIP RES.	22K OHM 1/10W J	CRJ10DJ223T
INPUT	R390		nsp	00MNN05103610	CHIP RES.	10K OHM 1/10W J	CRJ10DJ103T
INPUT	R391		nsp	00MNN05000610	CHIP RES.	0 OHM 1/10W J	CRJ10DJ0R0T

NOTE : "nsp" PART IS LISTED FOR REFERENCE ONLY, MARANTZ WILL NOT SUPPLY THESE PARTS.

P.W.B. NAME	POS. NO.	VERS. COLOR	PART NO. (FOR EUR)	PART NO. (MZ)	PART NAME	DESCRIPTION
INPUT	R392		nsp	00MNN05101610	CHIP RES.	100 OHM 1/10W J CRJ10DJ101T
INPUT	R395		nsp	00MNN05332610	CHIP RES.	3.3K OHM 1/10W J CRJ10DJ332T
INPUT	R396		nsp	00MNN05682610	CHIP RES.	6.8K OHM 1/10W J CRJ10DJ682T
INPUT	R397		nsp	00MNN05104610	CHIP RES.	100K OHM 1/10W J CRJ10DJ104T
INPUT	R398		nsp	00MNN05473610	CHIP RES.	47K OHM 1/10W J CRJ10DJ473T
INPUT	R399		nsp	00MNN05183610	CHIP RES.	18K OHM 1/10W J CRJ10DJ183T
INPUT	R400		nsp	00MNN05103610	CHIP RES.	10K OHM 1/10W J CRJ10DJ103T
INPUT	R401		nsp	00MNN05101610	CHIP RES.	100 OHM 1/10W J CRJ10DJ101T
INPUT	R402		nsp	00MNN05101610	CHIP RES.	100 OHM 1/10W J CRJ10DJ101T
INPUT	R403		nsp	00MNN05832610	CHIP RES.	82K OHM 1/10W J CRJ10DJ823T
INPUT	R404		nsp	00MNN05832610	CHIP RES.	82K OHM 1/10W J CRJ10DJ823T
INPUT	R405		nsp	00MNN05101610	CHIP RES.	100 OHM 1/10W J CRJ10DJ101T
INPUT	R406		nsp	00MNN05101610	CHIP RES.	100 OHM 1/10W J CRJ10DJ101T
INPUT	R407		nsp	00MNN05832610	CHIP RES.	82K OHM 1/10W J CRJ10DJ823T
INPUT	R408		nsp	00MNN05832610	CHIP RES.	82K OHM 1/10W J CRJ10DJ823T
INPUT	R409		nsp	00MNN05101610	CHIP RES.	100 OHM 1/10W J CRJ10DJ101T
INPUT	R410		nsp	00MNN05101610	CHIP RES.	100 OHM 1/10W J CRJ10DJ101T
INPUT	R411		nsp	00MNN05832610	CHIP RES.	82K OHM 1/10W J CRJ10DJ823T
INPUT	R412		nsp	00MNN05832610	CHIP RES.	82K OHM 1/10W J CRJ10DJ823T
INPUT	R413		nsp	00MNN05101610	CHIP RES.	100 OHM 1/10W J CRJ10DJ101T
INPUT	R414		nsp	00MNN05101610	CHIP RES.	100 OHM 1/10W J CRJ10DJ101T
INPUT	R415		nsp	00MNN05832610	CHIP RES.	82K OHM 1/10W J CRJ10DJ823T
INPUT	R416		nsp	00MNN05832610	CHIP RES.	82K OHM 1/10W J CRJ10DJ823T
INPUT	R417		nsp	00MNN05102610	CHIP RES.	1K OHM 1/10W J CRJ10DJ102T
INPUT	R418		nsp	00MNN05102610	CHIP RES.	1K OHM 1/10W J CRJ10DJ102T
INPUT	R419		nsp	00MNN05473610	CHIP RES.	47K OHM 1/10W J CRJ10DJ473T
INPUT	R420		nsp	00MNN05473610	CHIP RES.	47K OHM 1/10W J CRJ10DJ473T
INPUT	R421		nsp	00MNN05101610	CHIP RES.	100 OHM 1/10W J CRJ10DJ101T
INPUT	R422		nsp	00MNN05101610	CHIP RES.	100 OHM 1/10W J CRJ10DJ101T
INPUT	R423		nsp	00MNN05832610	CHIP RES.	82K OHM 1/10W J CRJ10DJ823T
INPUT	R424		nsp	00MNN05832610	CHIP RES.	82K OHM 1/10W J CRJ10DJ823T
INPUT	R425		nsp	00MNN05101610	CHIP RES.	100 OHM 1/10W J CRJ10DJ101T
INPUT	R426		nsp	00MNN05101610	CHIP RES.	100 OHM 1/10W J CRJ10DJ101T
INPUT	R427		nsp	00MNN05832610	CHIP RES.	82K OHM 1/10W J CRJ10DJ823T
INPUT	R428		nsp	00MNN05832610	CHIP RES.	82K OHM 1/10W J CRJ10DJ823T
INPUT	R429		nsp	00MNN05101610	CHIP RES.	100 OHM 1/10W J CRJ10DJ101T
INPUT	R430		nsp	00MNN05101610	CHIP RES.	100 OHM 1/10W J CRJ10DJ101T
INPUT	R431		nsp	00MNN05832610	CHIP RES.	82K OHM 1/10W J CRJ10DJ823T
INPUT	R432		nsp	00MNN05832610	CHIP RES.	82K OHM 1/10W J CRJ10DJ823T
INPUT	R433		nsp	00MNN05102610	CHIP RES.	1K OHM 1/10W J CRJ10DJ102T
INPUT	R434		nsp	00MNN05102610	CHIP RES.	1K OHM 1/10W J CRJ10DJ102T
INPUT	R435		nsp	00MNN05124610	CHIP RES.	120K OHM CRJ10DJ124T
INPUT	R436		nsp	00MNN05124610	CHIP RES.	120K OHM CRJ10DJ124T
INPUT	R437		nsp	00MNN05101610	CHIP RES.	100 OHM 1/10W J CRJ10DJ101T
INPUT	R438		nsp	00MNN05101610	CHIP RES.	100 OHM 1/10W J CRJ10DJ101T
INPUT	R439		nsp	00MNN05832610	CHIP RES.	82K OHM 1/10W J CRJ10DJ823T
INPUT	R440		nsp	00MNN05832610	CHIP RES.	82K OHM 1/10W J CRJ10DJ823T
INPUT	R441		nsp	00MNN05101610	CHIP RES.	100 OHM 1/10W J CRJ10DJ101T
INPUT	R442		nsp	00MNN05101610	CHIP RES.	100 OHM 1/10W J CRJ10DJ101T
INPUT	R443		nsp	00MNN05832610	CHIP RES.	82K OHM 1/10W J CRJ10DJ823T
INPUT	R444		nsp	00MNN05832610	CHIP RES.	82K OHM 1/10W J CRJ10DJ823T
INPUT	R445		nsp	00MNN05102610	CHIP RES.	1K OHM 1/10W J CRJ10DJ102T
INPUT	R446		nsp	00MNN05102610	CHIP RES.	1K OHM 1/10W J CRJ10DJ102T
INPUT	R447		nsp	00MNN05124610	CHIP RES.	120K OHM CRJ10DJ124T
INPUT	R448		nsp	00MNN05124610	CHIP RES.	120K OHM CRJ10DJ124T
INPUT	R449		nsp	00MNN05101610	CHIP RES.	100 OHM 1/10W J CRJ10DJ101T
INPUT	R450		nsp	00MNN05101610	CHIP RES.	100 OHM 1/10W J CRJ10DJ101T
INPUT	R451		nsp	00MNN05832610	CHIP RES.	82K OHM 1/10W J CRJ10DJ823T
INPUT	R452		nsp	00MNN05832610	CHIP RES.	82K OHM 1/10W J CRJ10DJ823T
INPUT	R453		nsp	00MNN05102610	CHIP RES.	1K OHM 1/10W J CRJ10DJ102T
INPUT	R454		nsp	00MNN05102610	CHIP RES.	1K OHM 1/10W J CRJ10DJ102T
INPUT	R455		nsp	00MNN05124610	CHIP RES.	120K OHM CRJ10DJ124T
INPUT	R456		nsp	00MNN05124610	CHIP RES.	120K OHM CRJ10DJ124T
INPUT	R457		nsp	00MNN05101610	CHIP RES.	100 OHM 1/10W J CRJ10DJ101T
INPUT	R458		nsp	00MNN05101610	CHIP RES.	100 OHM 1/10W J CRJ10DJ101T
INPUT	R459		nsp	00MNN05832610	CHIP RES.	82K OHM 1/10W J CRJ10DJ823T
INPUT	R460		nsp	00MNN05832610	CHIP RES.	82K OHM 1/10W J CRJ10DJ823T

NOTE : *nsp* PART IS LISTED FOR REFERENCE ONLY, MARANTZ WILL NOT SUPPLY THESE PARTS.

P.W.B. NAME	POS. NO.	VERS. COLOR	PART NO. (FOR EUR)	PART NO. (MZ)	PART NAME	DESCRIPTION
INPUT	R461		nsp	00MNN05105610	CHIP RES.	1M OHM 1/10W J CRJ10DJ105T
INPUT	R462		nsp	00MNN05472610	CHIP RES.	4.7K OHM 1/10W J CRJ10DJ472T
INPUT	R463	F B	nsp	00MNN05101610	CHIP RES.	100 OHM 1/10W J CRJ10DJ101T
INPUT	R463	/U1B	nsp	00MNN05101610	CHIP RES.	100 OHM 1/10W J CRJ10DJ101T
INPUT	R464	F B	nsp	00MNN05101610	CHIP RES.	100 OHM 1/10W J CRJ10DJ101T
INPUT	R464	/U1B	nsp	00MNN05101610	CHIP RES.	100 OHM 1/10W J CRJ10DJ101T
INPUT	R465	F B	nsp	00MNN05832610	CHIP RES.	82K OHM 1/10W J CRJ10DJ823T
INPUT	R465	/U1B	nsp	00MNN05832610	CHIP RES.	82K OHM 1/10W J CRJ10DJ823T
INPUT	R466	F B	nsp	00MNN05832610	CHIP RES.	82K OHM 1/10W J CRJ10DJ823T
INPUT	R466	/U1B	nsp	00MNN05832610	CHIP RES.	82K OHM 1/10W J CRJ10DJ823T
INPUT	R467	F B	nsp	00MNN05101610	CHIP RES.	100 OHM 1/10W J CRJ10DJ101T
INPUT	R467	/U1B	nsp	00MNN05101610	CHIP RES.	100 OHM 1/10W J CRJ10DJ101T
INPUT	R468	F B	nsp	00MNN05101610	CHIP RES.	100 OHM 1/10W J CRJ10DJ101T
INPUT	R468	/U1B	nsp	00MNN05101610	CHIP RES.	100 OHM 1/10W J CRJ10DJ101T
INPUT	R469	F B	nsp	00MNN05832610	CHIP RES.	82K OHM 1/10W J CRJ10DJ823T
INPUT	R469	/U1B	nsp	00MNN05832610	CHIP RES.	82K OHM 1/10W J CRJ10DJ823T
INPUT	R470	F B	nsp	00MNN05832610	CHIP RES.	82K OHM 1/10W J CRJ10DJ823T
INPUT	R470	/U1B	nsp	00MNN05832610	CHIP RES.	82K OHM 1/10W J CRJ10DJ823T
INPUT	R475		nsp	00MNN05472610	CHIP RES.	4.7K OHM 1/10W J CRJ10DJ472T
INPUT	R476		nsp	00MNN05472610	CHIP RES.	4.7K OHM 1/10W J CRJ10DJ472T
INPUT	R477		nsp	00MNN05221610	CHIP RES.	220 OHM 1/10W J CRJ10DJ221T
INPUT	R478		nsp	00MNN05221610	CHIP RES.	220 OHM 1/10W J CRJ10DJ221T
INPUT	R479		nsp	00MNN05105610	CHIP RES.	1M OHM 1/10W J CRJ10DJ105T
INPUT	R480		nsp	00MNN05104610	CHIP RES.	100K OHM 1/10W J CRJ10DJ104T
INPUT	R481		nsp	00MNN05102610	CHIP RES.	1K OHM 1/10W J CRJ10DJ102T
INPUT	R482		nsp	00MNN05102610	CHIP RES.	1K OHM 1/10W J CRJ10DJ102T
INPUT	R483		nsp	00MNN05473610	CHIP RES.	47K OHM 1/10W J CRJ10DJ473T
INPUT	R484		nsp	00MNN05473610	CHIP RES.	47K OHM 1/10W J CRJ10DJ473T
INPUT	R485		nsp	00MNN05473610	CHIP RES.	47K OHM 1/10W J CRJ10DJ473T
INPUT	R486		nsp	00MNN05473610	CHIP RES.	47K OHM 1/10W J CRJ10DJ473T
INPUT	R487		nsp	00MNN05221610	CHIP RES.	220 OHM 1/10W J CRJ10DJ221T
INPUT	R488		nsp	00MNN05221610	CHIP RES.	220 OHM 1/10W J CRJ10DJ221T
INPUT	R489		nsp	00MNN05221610	CHIP RES.	220 OHM 1/10W J CRJ10DJ221T
INPUT	R490		nsp	00MNN05221610	CHIP RES.	220 OHM 1/10W J CRJ10DJ221T
INPUT	R491		nsp	00MNN05221610	CHIP RES.	220 OHM 1/10W J CRJ10DJ221T
INPUT	R492		nsp	00MNN05102610	CHIP RES.	1K OHM 1/10W J CRJ10DJ102T
INPUT	R493		nsp	00MNN05473610	CHIP RES.	47K OHM 1/10W J CRJ10DJ473T
INPUT	R494		nsp	00MNN05473610	CHIP RES.	47K OHM 1/10W J CRJ10DJ473T
INPUT	R495		nsp	00MNN05122610	CHIP RES.	1.2K OHM 1/10W J CRJ10DJ122T
INPUT	R496		nsp	00MNN05122610	CHIP RES.	1.2K OHM 1/10W J CRJ10DJ122T
INPUT	R497		nsp	00MNN05822610	CHIP RES.	8.2K OHM 1/10W J CRJ10DJ822T
INPUT	R498		nsp	00MNN05822610	CHIP RES.	8.2K OHM 1/10W J CRJ10DJ822T
INPUT	R499		nsp	00MNN05473610	CHIP RES.	47K OHM 1/10W J CRJ10DJ473T
INPUT	R500		nsp	00MNN05473610	CHIP RES.	47K OHM 1/10W J CRJ10DJ473T
INPUT	R501		nsp	00MNN05221610	CHIP RES.	220 OHM 1/10W J CRJ10DJ221T
INPUT	R502		nsp	00MNN05221610	CHIP RES.	220 OHM 1/10W J CRJ10DJ221T
INPUT	R503		nsp	00MNN05221610	CHIP RES.	220 OHM 1/10W J CRJ10DJ221T
INPUT	R504		nsp	00MNN05221610	CHIP RES.	220 OHM 1/10W J CRJ10DJ221T
INPUT	R505		nsp	00MNN05330610	CHIP RES.	33 OHM 1/10W J CRJ10DJ330T
INPUT	R506		nsp	00MNN05330610	CHIP RES.	33 OHM 1/10W J CRJ10DJ330T
INPUT	R507		nsp	00MNN05472610	CHIP RES.	4.7K OHM 1/10W J CRJ10DJ472T
INPUT	R508		nsp	00MNN05472610	CHIP RES.	4.7K OHM 1/10W J CRJ10DJ472T
INPUT	R509		nsp	00MNN05472610	CHIP RES.	4.7K OHM 1/10W J CRJ10DJ472T
INPUT	R510		nsp	00MNN05472610	CHIP RES.	4.7K OHM 1/10W J CRJ10DJ472T
INPUT	R511		nsp	00MNN05105610	CHIP RES.	1M OHM 1/10W J CRJ10DJ105T
INPUT	R512		nsp	00MNN05473610	CHIP RES.	47K OHM 1/10W J CRJ10DJ473T
INPUT	R513		nsp	00MNN05473610	CHIP RES.	47K OHM 1/10W J CRJ10DJ473T
INPUT	R514		nsp	00MNN05472610	CHIP RES.	4.7K OHM 1/10W J CRJ10DJ472T
INPUT	R515		nsp	00MNN05472610	CHIP RES.	4.7K OHM 1/10W J CRJ10DJ472T
INPUT	R516		nsp	00MNN05562610	CHIP RES.	5.6K OHM 1/10W J CRJ10DJ562T
INPUT	R517		nsp	00MNN05562610	CHIP RES.	5.6K OHM 1/10W J CRJ10DJ562T
INPUT	R518		nsp	00MNN05473610	CHIP RES.	47K OHM 1/10W J CRJ10DJ473T
INPUT	R519		nsp	00MNN05473610	CHIP RES.	47K OHM 1/10W J CRJ10DJ473T
INPUT	R520		nsp	00MNN05221610	CHIP RES.	220 OHM 1/10W J CRJ10DJ221T
INPUT	R521		nsp	00MNN05221610	CHIP RES.	220 OHM 1/10W J CRJ10DJ221T
INPUT	R522		nsp	00MNN05221610	CHIP RES.	220 OHM 1/10W J CRJ10DJ221T
INPUT	R523		nsp	00MNN05221610	CHIP RES.	220 OHM 1/10W J CRJ10DJ221T

NOTE : "nsp" PART IS LISTED FOR REFERENCE ONLY, MARANTZ WILL NOT SUPPLY THESE PARTS.

P.W.B. NAME	POS. NO.	VERS. COLOR	PART NO. (FOR EUR)	PART NO. (MZ)	PART NAME	DESCRIPTION
INPUT	R524		nsp	00MNN05330610	CHIP RES.	33 OHM 1/10W J CRJ10DJ330T
INPUT	R525		nsp	00MNN05330610	CHIP RES.	33 OHM 1/10W J CRJ10DJ330T
INPUT	R526		nsp	00MNN05472610	CHIP RES.	4.7K OHM 1/10W J CRJ10DJ472T
INPUT	R527		nsp	00MNN05472610	CHIP RES.	4.7K OHM 1/10W J CRJ10DJ472T
INPUT	R528		nsp	00MNN05472610	CHIP RES.	4.7K OHM 1/10W J CRJ10DJ472T
INPUT	R529		nsp	00MNN05472610	CHIP RES.	4.7K OHM 1/10W J CRJ10DJ472T
INPUT	R530		nsp	00MNN05105610	CHIP RES.	1M OHM 1/10W J CRJ10DJ105T
INPUT	R531		nsp	00MNN05473610	CHIP RES.	47K OHM 1/10W J CRJ10DJ473T
INPUT	R532		nsp	00MNN05473610	CHIP RES.	47K OHM 1/10W J CRJ10DJ473T
INPUT	R533		nsp	00MNN05472610	CHIP RES.	4.7K OHM 1/10W J CRJ10DJ472T
INPUT	R534		nsp	00MNN05472610	CHIP RES.	4.7K OHM 1/10W J CRJ10DJ472T
INPUT	R535		nsp	00MNN05562610	CHIP RES.	5.6K OHM 1/10W J CRJ10DJ562T
INPUT	R536		nsp	00MNN05333610	CHIP RES.	33K OHM 1/10W J CRJ10DJ333T
INPUT	R537		nsp	00MNN05473610	CHIP RES.	47K OHM 1/10W J CRJ10DJ473T
INPUT	R538		nsp	00MNN05473610	CHIP RES.	47K OHM 1/10W J CRJ10DJ473T
INPUT	R539		nsp	00MNN05221610	CHIP RES.	220 OHM 1/10W J CRJ10DJ221T
INPUT	R540		nsp	00MNN05221610	CHIP RES.	220 OHM 1/10W J CRJ10DJ221T
INPUT	R541		nsp	00MNN05221610	CHIP RES.	220 OHM 1/10W J CRJ10DJ221T
INPUT	R542		nsp	00MNN05221610	CHIP RES.	220 OHM 1/10W J CRJ10DJ221T
INPUT	R543		nsp	00MNN05330610	CHIP RES.	33 OHM 1/10W J CRJ10DJ330T
INPUT	R544		nsp	00MNN05330610	CHIP RES.	33 OHM 1/10W J CRJ10DJ330T
INPUT	R545		nsp	00MNN05472610	CHIP RES.	4.7K OHM 1/10W J CRJ10DJ472T
INPUT	R546		nsp	00MNN05472610	CHIP RES.	4.7K OHM 1/10W J CRJ10DJ472T
INPUT	R547		nsp	00MNN05472610	CHIP RES.	4.7K OHM 1/10W J CRJ10DJ472T
INPUT	R548		nsp	00MNN05472610	CHIP RES.	4.7K OHM 1/10W J CRJ10DJ472T
INPUT	R549		nsp	00MNN05105610	CHIP RES.	1M OHM 1/10W J CRJ10DJ105T
INPUT	R550		nsp	00MNN05105610	CHIP RES.	1M OHM 1/10W J CRJ10DJ105T
INPUT	R551		nsp	00MNN05473610	CHIP RES.	47K OHM 1/10W J CRJ10DJ473T
INPUT	R552		nsp	00MNN05473610	CHIP RES.	47K OHM 1/10W J CRJ10DJ473T
INPUT	R553		nsp	00MNN05472610	CHIP RES.	4.7K OHM 1/10W J CRJ10DJ472T
INPUT	R554		nsp	00MNN05472610	CHIP RES.	4.7K OHM 1/10W J CRJ10DJ472T
INPUT	R555		nsp	00MNN05562610	CHIP RES.	5.6K OHM 1/10W J CRJ10DJ562T
INPUT	R556		nsp	00MNN05562610	CHIP RES.	5.6K OHM 1/10W J CRJ10DJ562T
INPUT	R557		nsp	00MNN05473610	CHIP RES.	47K OHM 1/10W J CRJ10DJ473T
INPUT	R558		nsp	00MNN05473610	CHIP RES.	47K OHM 1/10W J CRJ10DJ473T
INPUT	R559		nsp	00MNN05221610	CHIP RES.	220 OHM 1/10W J CRJ10DJ221T
INPUT	R560		nsp	00MNN05221610	CHIP RES.	220 OHM 1/10W J CRJ10DJ221T
INPUT	R561		nsp	00MNN05221610	CHIP RES.	220 OHM 1/10W J CRJ10DJ221T
INPUT	R562		nsp	00MNN05221610	CHIP RES.	220 OHM 1/10W J CRJ10DJ221T
INPUT	R563		nsp	00MNN05330610	CHIP RES.	33 OHM 1/10W J CRJ10DJ330T
INPUT	R564		nsp	00MNN05330610	CHIP RES.	33 OHM 1/10W J CRJ10DJ330T
INPUT	R565		nsp	00MNN05472610	CHIP RES.	4.7K OHM 1/10W J CRJ10DJ472T
INPUT	R566		nsp	00MNN05472610	CHIP RES.	4.7K OHM 1/10W J CRJ10DJ472T
INPUT	R567		nsp	00MNN05472610	CHIP RES.	4.7K OHM 1/10W J CRJ10DJ472T
INPUT	R568		nsp	00MNN05472610	CHIP RES.	4.7K OHM 1/10W J CRJ10DJ472T
INPUT	R569		nsp	00MNN05105610	CHIP RES.	1M OHM 1/10W J CRJ10DJ105T
INPUT	R570		nsp	00MNN05473610	CHIP RES.	47K OHM 1/10W J CRJ10DJ473T
INPUT	R571		nsp	00MNN05473610	CHIP RES.	47K OHM 1/10W J CRJ10DJ473T
INPUT	R572		nsp	00MNN05472610	CHIP RES.	4.7K OHM 1/10W J CRJ10DJ472T
INPUT	R573		nsp	00MNN05472610	CHIP RES.	4.7K OHM 1/10W J CRJ10DJ472T
INPUT	R574		nsp	00MNN05562610	CHIP RES.	5.6K OHM 1/10W J CRJ10DJ562T
INPUT	R575		nsp	00MNN05562610	CHIP RES.	5.6K OHM 1/10W J CRJ10DJ562T
INPUT	R576		nsp	00MNN05473610	CHIP RES.	47K OHM 1/10W J CRJ10DJ473T
INPUT	R577		nsp	00MNN05473610	CHIP RES.	47K OHM 1/10W J CRJ10DJ473T
INPUT	R578		nsp	00MNN05221610	CHIP RES.	220 OHM 1/10W J CRJ10DJ221T
INPUT	R579		nsp	00MNN05221610	CHIP RES.	220 OHM 1/10W J CRJ10DJ221T
INPUT	R580		nsp	00MNN05221610	CHIP RES.	220 OHM 1/10W J CRJ10DJ221T
INPUT	R581		nsp	00MNN05221610	CHIP RES.	220 OHM 1/10W J CRJ10DJ221T
INPUT	R582		nsp	00MNN05330610	CHIP RES.	33 OHM 1/10W J CRJ10DJ330T
INPUT	R583		nsp	00MNN05330610	CHIP RES.	33 OHM 1/10W J CRJ10DJ330T
INPUT	R584		nsp	00MNN05472610	CHIP RES.	4.7K OHM 1/10W J CRJ10DJ472T
INPUT	R585		nsp	00MNN05472610	CHIP RES.	4.7K OHM 1/10W J CRJ10DJ472T
INPUT	R586		nsp	00MNN05472610	CHIP RES.	4.7K OHM 1/10W J CRJ10DJ472T
INPUT	R587		nsp	00MNN05472610	CHIP RES.	4.7K OHM 1/10W J CRJ10DJ472T
INPUT	R588		nsp	00MNN05105610	CHIP RES.	1M OHM 1/10W J CRJ10DJ105T
INPUT	R589		nsp	00MNN05101610	CHIP RES.	100 OHM 1/10W J CRJ10DJ101T
INPUT	R590		nsp	00MNN05102610	CHIP RES.	1K OHM 1/10W J CRJ10DJ102T

NOTE : "nsp" PART IS LISTED FOR REFERENCE ONLY, MARANTZ WILL NOT SUPPLY THESE PARTS.

P.W.B. NAME	POS. NO.	VERS. COLOR	PART NO. (FOR EUR)	PART NO. (MZ)	PART NAME	DESCRIPTION	
INPUT	R591	F B	nsp	00MNN05103610	CHIP RES.	10K OHM 1/10W J	CRJ10DJ103T
INPUT	R591	/U1B	nsp	00MNN05103610	CHIP RES.	10K OHM 1/10W J	CRJ10DJ103T
INPUT	R592	F B	nsp	00MNN05103610	CHIP RES.	10K OHM 1/10W J	CRJ10DJ103T
INPUT	R592	/U1B	nsp	00MNN05103610	CHIP RES.	10K OHM 1/10W J	CRJ10DJ103T
INPUT	R593	/K1SG	nsp	00MNN05000610	CHIP RES.	0 OHM 1/10W J	CRJ10DJ0R0T
INPUT	R593	/N1B	nsp	00MNN05000610	CHIP RES.	0 OHM 1/10W J	CRJ10DJ0R0T
INPUT	R593	/N1SG	nsp	00MNN05000610	CHIP RES.	0 OHM 1/10W J	CRJ10DJ0R0T
INPUT	R594		nsp	00MNN05221610	CHIP RES.	220 OHM 1/10W J	CRJ10DJ221T
INPUT	R595		nsp	00MNN05221610	CHIP RES.	220 OHM 1/10W J	CRJ10DJ221T
INPUT	R601		nsp	00MNN05473610	CHIP RES.	47K OHM 1/10W J	CRJ10DJ473T
INPUT	R602		nsp	00MNN05473610	CHIP RES.	47K OHM 1/10W J	CRJ10DJ473T
INPUT	R603		nsp	00MNN05473610	CHIP RES.	47K OHM 1/10W J	CRJ10DJ473T
INPUT	R604		nsp	00MNN05473610	CHIP RES.	47K OHM 1/10W J	CRJ10DJ473T
INPUT	R605		nsp	00MNN05473610	CHIP RES.	47K OHM 1/10W J	CRJ10DJ473T
INPUT	R606		nsp	00MNN05473610	CHIP RES.	47K OHM 1/10W J	CRJ10DJ473T
INPUT	R611		nsp	00MNN05104610	CHIP RES.	100K OHM 1/10W J	CRJ10DJ104T
INPUT	R612		nsp	00MNN05104610	CHIP RES.	100K OHM 1/10W J	CRJ10DJ104T
INPUT	R613		nsp	00MNN05104610	CHIP RES.	100K OHM 1/10W J	CRJ10DJ104T
INPUT	R614		nsp	00MNN05104610	CHIP RES.	100K OHM 1/10W J	CRJ10DJ104T
INPUT	R615		nsp	00MNN05104610	CHIP RES.	100K OHM 1/10W J	CRJ10DJ104T
INPUT	R616		nsp	00MNN05104610	CHIP RES.	100K OHM 1/10W J	CRJ10DJ104T
INPUT	R617		nsp	00MNN05104610	CHIP RES.	100K OHM 1/10W J	CRJ10DJ104T
INPUT	R618		nsp	00MNN05104610	CHIP RES.	100K OHM 1/10W J	CRJ10DJ104T
INPUT	R619		nsp	00MNN05104610	CHIP RES.	100K OHM 1/10W J	CRJ10DJ104T
INPUT	R620		nsp	00MNN05104610	CHIP RES.	100K OHM 1/10W J	CRJ10DJ104T
INPUT	R621		nsp	00MNN05104610	CHIP RES.	100K OHM 1/10W J	CRJ10DJ104T
INPUT	R622		nsp	00MNN05104610	CHIP RES.	100K OHM 1/10W J	CRJ10DJ104T
INPUT	R623		nsp	00MNN05104610	CHIP RES.	100K OHM 1/10W J	CRJ10DJ104T
INPUT	R624		nsp	00MNN05104610	CHIP RES.	100K OHM 1/10W J	CRJ10DJ104T
INPUT	R625		nsp	00MNN05104610	CHIP RES.	100K OHM 1/10W J	CRJ10DJ104T
INPUT	R626		nsp	00MNN05104610	CHIP RES.	100K OHM 1/10W J	CRJ10DJ104T
INPUT	R627		nsp	00MNN05104610	CHIP RES.	100K OHM 1/10W J	CRJ10DJ104T
INPUT	R628		nsp	00MNN05104610	CHIP RES.	100K OHM 1/10W J	CRJ10DJ104T
INPUT	R629		nsp	00MNN05104610	CHIP RES.	100K OHM 1/10W J	CRJ10DJ104T
INPUT	R630		nsp	00MNN05104610	CHIP RES.	100K OHM 1/10W J	CRJ10DJ104T
INPUT	R640		nsp	00MNN05221610	CHIP RES.	220 OHM 1/10W J	CRJ10DJ221T
INPUT	R641		nsp	00MNN05221610	CHIP RES.	220 OHM 1/10W J	CRJ10DJ221T
INPUT	R642		nsp	00MNN05221610	CHIP RES.	220 OHM 1/10W J	CRJ10DJ221T
INPUT	R643		nsp	00MNN05221610	CHIP RES.	220 OHM 1/10W J	CRJ10DJ221T
INPUT	R644		nsp	00MNN05221610	CHIP RES.	220 OHM 1/10W J	CRJ10DJ221T
INPUT	R645		nsp	00MNN05221610	CHIP RES.	220 OHM 1/10W J	CRJ10DJ221T
INPUT	R647		nsp	00MNN05473610	CHIP RES.	47K OHM 1/10W J	CRJ10DJ473T
INPUT	R648		nsp	00MNN05473610	CHIP RES.	47K OHM 1/10W J	CRJ10DJ473T
INPUT	R649		nsp	00MNN05473610	CHIP RES.	47K OHM 1/10W J	CRJ10DJ473T
INPUT	R650		nsp	00MNN05473610	CHIP RES.	47K OHM 1/10W J	CRJ10DJ473T
INPUT	R651		nsp	00MNN05104610	CHIP RES.	100K OHM 1/10W J	CRJ10DJ104T
INPUT	RN11		90M-BW000360R	90M-BW000360R	RES. COMPO.	33 OHM X4 1608 ARRAY	CRJ104DJ330T
INPUT	RN12		90M-BW000360R	90M-BW000360R	RES. COMPO.	33 OHM X4 1608 ARRAY	CRJ104DJ330T
INPUT	RN21		90M-BW000390R	90M-BW000390R	RES. COMPO.	ARC 241 100R ARRAY	CRJ104DJ101T
INPUT	RN22		90M-BW000390R	90M-BW000390R	RES. COMPO.	ARC 241 100R ARRAY	CRJ104DJ101T
INPUT	RN23		90M-BW000390R	90M-BW000390R	RES. COMPO.	ARC 241 100R ARRAY	CRJ104DJ101T
INPUT	RN24		90M-BW000390R	90M-BW000390R	RES. COMPO.	ARC 241 100R ARRAY	CRJ104DJ101T
INPUT	RN25		90M-BW000390R	90M-BW000390R	RES. COMPO.	ARC 241 100R ARRAY	CRJ104DJ101T
INPUT	RN26		90M-BW000390R	90M-BW000390R	RES. COMPO.	ARC 241 100R ARRAY	CRJ104DJ101T
INPUT	RN27		90M-BW000390R	90M-BW000390R	RES. COMPO.	ARC 241 100R ARRAY	CRJ104DJ101T
INPUT	RN28		90M-BW000390R	90M-BW000390R	RES. COMPO.	ARC 241 100R ARRAY	CRJ104DJ101T
INPUT	RN29		90M-BW000390R	90M-BW000390R	RES. COMPO.	ARC 241 100R ARRAY	CRJ104DJ101T
INPUT	RN30		90M-BW000390R	90M-BW000390R	RES. COMPO.	ARC 241 100R ARRAY	CRJ104DJ101T
INPUT	RN31		90M-BW000390R	90M-BW000390R	RES. COMPO.	ARC 241 100R ARRAY	CRJ104DJ101T
INPUT	RN32		90M-BW000390R	90M-BW000390R	RES. COMPO.	ARC 241 100R ARRAY	CRJ104DJ101T
INPUT	RN33		90M-BW000390R	90M-BW000390R	RES. COMPO.	ARC 241 100R ARRAY	CRJ104DJ101T
INPUT	X101		90M-JX001190R	90M-JX001190R	X'TAL	20MHZ	HOX20000E220TF
INPUT	X201		90M-JX001340R	90M-JX001340R	X'TAL	24.576MHZ	COX24576E180TF
INPUT	X202		90M-JX001420R	90M-JX001420R	X'TAL	17.733MHZ AT-49 12PF	COX17733E12TD
INPUT			nsp	nsp	CORD	1P WIRE ASSY 20MM	CWE7202020AA
INPUT			nsp	nsp	CORD	1P WIRE ASSY 30MM	CWE7202030AA
INPUT			nsp	nsp	CORD	1P WIRE ASSY 40MM	CWE7202040AA

NOTE : "nsp" PART IS LISTED FOR REFERENCE ONLY, MARANTZ WILL NOT SUPPLY THESE PARTS.

P.W.B. NAME	POS. NO.	VERS. COLOR	PART NO. (FOR EUR)	PART NO. (MZ)	PART NAME	DESCRIPTION
INPUT			nsp	nsp	CORD	WIRE ASSY CWE7202050AA
INPUT			nsp	nsp	CORD	WIRE ASSY CWE7202060AA
INPUT			nsp	nsp	CORD	WIRE ASSY CWE8102100RV
					MAIN PWB (CUP12083Z)	
MAIN	BN20		nsp	nsp	CORD	WIRE ASSY CWB3FB03280UP
MAIN	BN22		nsp	nsp	CORD	WIRE ASSY CWZSR4001BN22
MAIN	BN25		nsp	nsp	CORD	2P WIRE ASSY 180MM CWB1E902180BM
MAIN	BN81		nsp	nsp	CORD	WIRE ASSY CWB1C902080BM
MAIN	BN90	/K1SG	nsp	nsp	CORD	2P WIRE ASSY 550MM CWZSR5003BN90A
MAIN	BN90	/N1B	nsp	nsp	CORD	2P WIRE ASSY 550MM CWZSR5003BN90A
MAIN	BN90	/N1SG	nsp	nsp	CORD	2P WIRE ASSY 550MM CWZSR5003BN90A
MAIN	BN90-1	/K1SG	nsp	90M-FC500030R	FERRITE CORE	FERRITE RING 29X7.7X19 CLZ9W003Z
MAIN	BN90-1	/N1B	90M-FC500030R	90M-FC500030R	FERRITE CORE	FERRITE RING 29X7.7X19 CLZ9W003Z
MAIN	BN90-1	/N1SG	90M-FC500030R	90M-FC500030R	FERRITE CORE	FERRITE RING 29X7.7X19 CLZ9W003Z
MAIN	BN90-2	/K1SG	nsp	nsp	CORD	2P WIRE ASSY 550MM CWZSR5003BN90
MAIN	BN90-2	/N1B	nsp	nsp	CORD	2P WIRE ASSY 550MM CWZSR5003BN90
MAIN	BN90-2	/N1SG	nsp	nsp	CORD	2P WIRE ASSY 550MM CWZSR5003BN90
MAIN	BN93		nsp	nsp	CORD	WIRE ASSY CWB1E903250BM
MAIN	C501		nsp	00MOA10605020	ELECT CAP.	10UF 50V CCEA1HH100T
MAIN	C502		nsp	00MOA10605020	ELECT CAP.	10UF 50V CCEA1HH100T
MAIN	C503		nsp	00MOA10605020	ELECT CAP.	10UF 50V CCEA1HH100T
MAIN	C504		nsp	00MOA10605020	ELECT CAP.	10UF 50V CCEA1HH100T
MAIN	C505		nsp	00MOA10605020	ELECT CAP.	10UF 50V CCEA1HH100T
MAIN	C506		nsp	nsp	CER. CAP.	330PF 50V KB CCT1H331KB
MAIN	C507		nsp	nsp	CER. CAP.	330PF 50V KB CCT1H331KB
MAIN	C508		nsp	nsp	CER. CAP.	330PF 50V KB CCT1H331KB
MAIN	C509		nsp	nsp	CER. CAP.	330PF 50V KB CCT1H331KB
MAIN	C510		nsp	nsp	CER. CAP.	330PF 50V KB CCT1H331KB
MAIN	C561		nsp	00MOA47602520	ELECT CAP.	47UF 25V CCEA1EH470T
MAIN	C562		nsp	00MOA47602520	ELECT CAP.	47UF 25V CCEA1EH470T
MAIN	C563		nsp	00MOA47602520	ELECT CAP.	47UF 25V CCEA1EH470T
MAIN	C564		nsp	00MOA47602520	ELECT CAP.	47UF 25V CCEA1EH470T
MAIN	C565		nsp	00MOA47602520	ELECT CAP.	47UF 25V CCEA1EH470T
MAIN	C566		nsp	00MOA10701620	ELECT CAP.	100UF 16V CCEA1CH101T
MAIN	C569		nsp	00MOA10701620	ELECT CAP.	100UF 16V CCEA1CH101T
MAIN	C570		nsp	00MOA10701620	ELECT CAP.	100UF 16V CCEA1CH101T
MAIN	C571		nsp	nsp	CER. CAP.	100PF 50V KB CCT1H101KB
MAIN	C572		nsp	nsp	CER. CAP.	100PF 50V KB CCT1H101KB
MAIN	C573		nsp	nsp	CER. CAP.	100PF 50V KB CCT1H101KB
MAIN	C574		nsp	nsp	CER. CAP.	100PF 50V KB CCT1H101KB
MAIN	C575		nsp	nsp	CER. CAP.	100PF 50V KB CCT1H101KB
MAIN	C576		nsp	nsp	FILM CAP.	0.047UF 100V J HCQ1H473JZT
MAIN	C578		nsp	nsp	FILM CAP.	5600PF 100V J HCQ1H562JZT
MAIN	C579		nsp	nsp	FILM CAP.	5600PF 100V J HCQ1H562JZT
MAIN	C580		nsp	nsp	CER. CAP.	220PF 50V KB CCT1H221KB
MAIN	C581		nsp	nsp	CER. CAP.	220PF 50V KB CCT1H221KB
MAIN	C582		nsp	nsp	CER. CAP.	220PF 50V KB CCT1H221KB
MAIN	C583		nsp	nsp	CER. CAP.	220PF 50V KB CCT1H221KB
MAIN	C584		nsp	nsp	CER. CAP.	220PF 50V KB CCT1H221KB
MAIN	C585		nsp	nsp	CER. CAP.	220PF 50V KB CCT1H221KB
MAIN	C586		nsp	nsp	CER. CAP.	220PF 50V KB CCT1H221KB
MAIN	C587		nsp	nsp	CER. CAP.	220PF 50V KB CCT1H221KB
MAIN	C588		nsp	00MOA10701620	ELECT CAP.	100UF 16V CCEA1CH101T
MAIN	C589		nsp	00MOA10701620	ELECT CAP.	100UF 16V CCEA1CH101T
MAIN	C601		nsp	nsp	CER. CAP.	12PF 50V JC CCCT1H120JC
MAIN	C602		nsp	nsp	CER. CAP.	12PF 50V JC CCCT1H120JC
MAIN	C603		nsp	nsp	CER. CAP.	12PF 50V JC CCCT1H120JC
MAIN	C604		nsp	nsp	CER. CAP.	12PF 50V JC CCCT1H120JC
MAIN	C605		nsp	nsp	CER. CAP.	12PF 50V JC CCCT1H120JC
MAIN	C606		nsp	nsp	CER. CAP.	33PF 50V JC CCCT1H330JC
MAIN	C607		nsp	nsp	CER. CAP.	33PF 50V JC CCCT1H330JC
MAIN	C608		nsp	nsp	CER. CAP.	33PF 50V JC CCCT1H330JC
MAIN	C609		nsp	nsp	CER. CAP.	33PF 50V JC CCCT1H330JC
MAIN	C610		nsp	nsp	CER. CAP.	33PF 50V JC CCCT1H330JC
MAIN	C631		nsp	00MOA10706320	ELECT CAP.	100UF 63V CCEA1JH101E
MAIN	C632		nsp	00MOA10706320	ELECT CAP.	100UF 63V CCEA1JH101E
MAIN	C633		nsp	00MOA10706320	ELECT CAP.	100UF 63V CCEA1JH101E

NOTE : *nsp* PART IS LISTED FOR REFERENCE ONLY, MARANTZ WILL NOT SUPPLY THESE PARTS.

P.W.B. NAME	POS. NO.	VERS. COLOR	PART NO. (FOR EUR)	PART NO. (MZ)	PART NAME	DESCRIPTION
MAIN	C634		nsp	00MOA10706320	ELECT CAP.	100UF 63V CCEA1JH101E
MAIN	C635		nsp	00MOA10706320	ELECT CAP.	100UF 63V CCEA1JH101E
MAIN	C636		nsp	00MOA10706320	ELECT CAP.	100UF 63V CCEA1JH101E
MAIN	C637		nsp	00MOA10706320	ELECT CAP.	100UF 63V CCEA1JH101E
MAIN	C638		nsp	00MOA10706320	ELECT CAP.	100UF 63V CCEA1JH101E
MAIN	C639		nsp	00MOA10706320	ELECT CAP.	100UF 63V CCEA1JH101E
MAIN	C640		nsp	00MOA10706320	ELECT CAP.	100UF 63V CCEA1JH101E
MAIN	C681		nsp	00MOA10505020	ELECT CAP.	1UF 50V CCEA1HH1R0T
MAIN	C682		nsp	00MOA10505020	ELECT CAP.	1UF 50V CCEA1HH1R0T
MAIN	C683		nsp	00MOA10505020	ELECT CAP.	1UF 50V CCEA1HH1R0T
MAIN	C684		nsp	00MOA10505020	ELECT CAP.	1UF 50V CCEA1HH1R0T
MAIN	C685		nsp	00MOA10505020	ELECT CAP.	1UF 50V CCEA1HH1R0T
MAIN	C801		nsp	00MOA10505020	ELECT CAP.	1UF 50V CCEA1HH1R0T
MAIN	C802		nsp	00MOA10505020	ELECT CAP.	1UF 50V CCEA1HH1R0T
MAIN	C803		nsp	nsp	CER. CAP.	33PF 50V JC CCCT1H330JC
MAIN	C804		nsp	nsp	CER. CAP.	33PF 50V JC CCCT1H330JC
MAIN	C805		nsp	nsp	CER. CAP.	12PF 50V JC CCCT1H120JC
MAIN	C806		nsp	nsp	CER. CAP.	12PF 50V JC CCCT1H120JC
MAIN	C807		nsp	00MOA10706320	ELECT CAP.	100UF 63V CCEA1JH101E
MAIN	C808		nsp	00MOA10706320	ELECT CAP.	100UF 63V CCEA1JH101E
MAIN	C809		nsp	00MOA10706320	ELECT CAP.	100UF 63V CCEA1JH101E
MAIN	C810		nsp	00MOA10706320	ELECT CAP.	100UF 63V CCEA1JH101E
MAIN	C811		nsp	00MOA47602520	ELECT CAP.	47UF 25V CCEA1EH470T
MAIN	C812		nsp	00MOA47602520	ELECT CAP.	47UF 25V CCEA1EH470T
MAIN	C813		nsp	00MOA10701620	ELECT CAP.	100UF 16V CCEA1CH101T
MAIN	C814		nsp	00MOA10701620	ELECT CAP.	100UF 16V CCEA1CH101T
MAIN	C815		nsp	nsp	CER. CAP.	330PF 50V KB CCKT1H331KB
MAIN	C816		nsp	nsp	CER. CAP.	330PF 50V KB CCKT1H331KB
MAIN	C817		nsp	00MOA10605020	ELECT CAP.	10UF 50V CCEA1HH100T
MAIN	C818		nsp	00MOA10605020	ELECT CAP.	10UF 50V CCEA1HH100T
MAIN	C819		nsp	nsp	CER. CAP.	100PF 50V KB CCKT1H101KB
MAIN	C820		nsp	nsp	CER. CAP.	100PF 50V KB CCKT1H101KB
MAIN	C900		nsp	nsp	FILM CAP.	0.047UF 100V J HCQ11H473JZT
MAIN	C901		nsp	nsp	FILM CAP.	0.047UF 100V J HCQ11H473JZT
MAIN	C902		nsp	nsp	CER. CAP.	1000PF 50V B CERAMIC CCBS1H102KBT
MAIN	C903		nsp	nsp	CER. CAP.	0.1UF 50V Z CERAMIC CCBS1H104ZFT
MAIN	▲C904		90M-DK100770R	90M-DK100770R	CER. CAP.	! 0.0047UF 2.5KV CERAMIC KCKDKS472ME
MAIN	C905		nsp	nsp	CER. CAP.	0.022UF 50V Z CCFT1H223ZF
MAIN	C906		90M-EA000930R	90M-EA000930R	ELECT CAP.	3300UF 16V CCEA1CH332E
MAIN	C907		nsp	00MOA10701620	ELECT CAP.	100UF 16V CCEA1CH101T
MAIN	C908		nsp	nsp	CER. CAP.	0.022UF 50V Z CERAMIC CCBS1H223ZFT
MAIN	C909		nsp	nsp	CER. CAP.	1000PF 50V B CERAMIC CCBS1H102KBT
MAIN	C910		nsp	nsp	FILM CAP.	0.047UF 100V J HCQ11H473JZT
MAIN	C912		nsp	nsp	CER. CAP.	1000PF 50V B CERAMIC CCBS1H102KBT
MAIN	C915		nsp	90M-OA000530R	ELECT CAP.	10000UF 63V CCET63VKL5103NK
MAIN	C916		nsp	90M-OA000530R	ELECT CAP.	10000UF 63V CCET63VKL5103NK
MAIN	C917		nsp	nsp	FILM CAP.	0.047UF 100V J HCQ11H473JZT
MAIN	C920		nsp	nsp	CER. CAP.	0.043UF 50V Z CCFT1H473ZF
MAIN	C921		nsp	nsp	CER. CAP.	1000PF 50V B CERAMIC CCBS1H102KBT
MAIN	C922		nsp	00MOA47605020	ELECT CAP.	47UF 50V CCEA1HH470T
MAIN	C930		nsp	nsp	CER. CAP.	0.01UF 50V Z CCBS1H103ZFT
MAIN	C949		nsp	00MOA10605020	ELECT CAP.	10UF 50V CCEA1HH100T
MAIN	C950		nsp	nsp	CER. CAP.	0.1UF 50V Z CERAMIC CCBS1H104ZFT
MAIN	C951		nsp	00MOA10702520	ELECT CAP.	100UF 25V CCEA1EH101T
MAIN	C954		nsp	nsp	CER. CAP.	1000PF 50V B CERAMIC CCBS1H102KBT
MAIN	C955		nsp	nsp	CER. CAP.	1000PF 50V B CERAMIC CCBS1H102KBT
MAIN	C956		nsp	nsp	CER. CAP.	1000PF 50V B CERAMIC CCBS1H102KBT
MAIN	C960		nsp	00MOA47701620	ELECT CAP.	470UF 16V ZF CCEA1CH471T
MAIN	C961		nsp	00MOA47605020	ELECT CAP.	47UF 50V CCEA1HH470T
MAIN	C969		nsp	nsp	CER. CAP.	0.01UF 50V Z CCBS1H103ZFT
MAIN	C970		nsp	00MOA47605020	ELECT CAP.	47UF 50V CCEA1HH470T
MAIN	C971		nsp	nsp	FILM CAP.	5600PF 100V J HCQ11H562JZT
MAIN	C972		nsp	nsp	FILM CAP.	5600PF 100V J HCQ11H562JZT
MAIN	C973		nsp	nsp	FILM CAP.	5600PF 100V J HCQ11H562JZT
MAIN	C974		nsp	nsp	FILM CAP.	5600PF 100V J HCQ11H562JZT
MAIN	C975		nsp	nsp	FILM CAP.	5600PF 100V J HCQ11H562JZT
MAIN	C976		nsp	00MOA47505020	ELECT CAP.	4.7UF 50V CCEA1HH4R7T

NOTE : "nsp" PART IS LISTED FOR REFERENCE ONLY, MARANTZ WILL NOT SUPPLY THESE PARTS.

P.W.B. NAME	POS. NO.	VERS. COLOR	PART NO. (FOR EUR)	PART NO. (MZ)	PART NAME	DESCRIPTION	
MAIN	C977		nsp	00MOA22505020	ELECT CAP.	2.2UF 50V	CCEA1HH2R2T
MAIN	C978		nsp	nsp	CER. CAP.	0.1UF 50V Z CERAMIC	CCBS1H104ZFT
MAIN	C980		nsp	nsp	FILM CAP.	5600PF 100V J	HCQ11H562JZT
MAIN	C981		nsp	nsp	FILM CAP.	5600PF 100V J	HCQ11H562JZT
MAIN	C990		nsp	nsp	FILM CAP.	0.047UF 100V J	HCQ11H473JZT
MAIN	C992		nsp	nsp	FILM CAP.	0.047UF 100V J	HCQ11H473JZT
MAIN	C993		nsp	nsp	FILM CAP.	0.047UF 100V J	HCQ11H473JZT
MAIN	C994		nsp	nsp	FILM CAP.	0.047UF 100V J	HCQ11H473JZT
MAIN	C995		nsp	nsp	FILM CAP.	0.047UF 100V J	HCQ11H473JZT
MAIN	C996		nsp	nsp	FILM CAP.	0.047UF 100V J	HCQ11H473JZT
MAIN	C997		nsp	nsp	FILM CAP.	0.047UF 100V J	HCQ11H473JZT
MAIN	C999		nsp	nsp	CER. CAP.	0.022UF 50V Z	CCFT1H223ZF
MAIN	CN27		nsp	nsp	CONN.	21P FPC WAFER	CJP21GA115ZY
MAIN	CN61		nsp	nsp	CONN.	2P STRAIGHT YMW025-02R	CJP02GA01ZY
MAIN	CN62		nsp	nsp	CONN.	2P STRAIGHT YMW025-02R	CJP02GA01ZY
MAIN	CN63		nsp	nsp	CONN.	2P STRAIGHT YMW025-02R	CJP02GA01ZY
MAIN	CN64		nsp	nsp	CONN.	2P STRAIGHT YMW025-02R	CJP02GA01ZY
MAIN	CN65		nsp	nsp	CONN.	2P STRAIGHT YMW025-02R	CJP02GA01ZY
MAIN	CN66		nsp	nsp	CONN.	2P STRAIGHT YMW025-02R	CJP02GA01ZY
MAIN	CN67		nsp	nsp	CONN.	2P STRAIGHT YMW025-02R	CJP02GA01ZY
MAIN	CN80		nsp	nsp	CONN.	19P WAFER CARD CABLE	CJP19GA117ZY
MAIN	CN87		nsp	nsp	CONN.	5P STRAIGHT 20017WS-05	CJP05GA19ZY
MAIN	CN91		nsp	nsp	CONN.	7.92MM(YUNHO)	CJP02KA060ZY
MAIN	CN92		nsp	nsp	CONN.	2P WAFER	CJP02GA89ZY
MAIN	D501		nsp	00MHD20015210	DIODE	1SS133T-77	CVD1SS133MT
MAIN	D504		nsp	00MHD20015210	DIODE	1SS133T-77	CVD1SS133MT
MAIN	D505		nsp	00MHD20015210	DIODE	1SS133T-77	CVD1SS133MT
MAIN	D581		nsp	00MHD20015210	DIODE	1SS133T-77	CVD1SS133MT
MAIN	D582		nsp	00MHD20015210	DIODE	1SS133T-77	CVD1SS133MT
MAIN	D583		nsp	00MHD20015210	DIODE	1SS133T-77	CVD1SS133MT
MAIN	D584		nsp	00MHD20015210	DIODE	1SS133T-77	CVD1SS133MT
MAIN	D585		nsp	00MHD20015210	DIODE	1SS133T-77	CVD1SS133MT
MAIN	D590		nsp	00MHD20015210	DIODE	1SS133T-77	CVD1SS133MT
MAIN	D595		nsp	00MHD20015210	DIODE	1SS133T-77	CVD1SS133MT
MAIN	D800		nsp	90M-HD201750R	DIODE	1N4003	CVD1N4003SRT
MAIN	D801		nsp	00MHD20015210	DIODE	1SS133T-77	CVD1SS133MT
MAIN	D802		nsp	00MHD20015210	DIODE	1SS133T-77	CVD1SS133MT
MAIN	D803		nsp	00MHD20015210	DIODE	1SS133T-77	CVD1SS133MT
MAIN	D804		nsp	00MHD20015210	DIODE	1SS133T-77	CVD1SS133MT
MAIN	D850		nsp	90M-HD201750R	DIODE	1N4003	CVD1N4003SRT
MAIN	D851		nsp	90M-HD201750R	DIODE	1N4003	CVD1N4003SRT
MAIN	D852		nsp	00MHD20015210	DIODE	1SS133T-77	CVD1SS133MT
MAIN	D853		nsp	00MHD20015210	DIODE	1SS133T-77	CVD1SS133MT
MAIN	D900		nsp	00MHD20015210	DIODE	1SS133T-77	CVD1SS133MT
MAIN	D901		nsp	90M-HD201730R	DIODE	1N4003	CVD1N4003ST
MAIN	D902		nsp	90M-HD201750R	DIODE	1N4003	CVD1N4003SRT
MAIN	D903		nsp	90M-HD201850R	DIODE	1N5819	HVD1N5819T
MAIN	D911		nsp	90M-HD201750R	DIODE	1N4003	CVD1N4003SRT
MAIN	D912		nsp	00MHD20015210	DIODE	1SS133T-77	CVD1SS133MT
MAIN	D954		nsp	00MHD20015210	DIODE	1SS133T-77	CVD1SS133MT
MAIN	D955		nsp	00MHD20015210	DIODE	1SS133T-77	CVD1SS133MT
MAIN	D958		nsp	00MHD20015210	DIODE	1SS133T-77	CVD1SS133MT
MAIN	D959		nsp	00MHD20015210	DIODE	1SS133T-77	CVD1SS133MT
MAIN	D961		nsp	90M-HD201730R	DIODE	1N4003	CVD1N4003ST
MAIN	D962		nsp	90M-HD201730R	DIODE	1N4003	CVD1N4003ST
MAIN	D963		nsp	90M-HD201730R	DIODE	1N4003	CVD1N4003ST
MAIN	D964		nsp	90M-HD201730R	DIODE	1N4003	CVD1N4003ST
MAIN	D965		nsp	90M-HD201730R	DIODE	1N4003	CVD1N4003ST
MAIN	D966		nsp	00MHD20015210	DIODE	1SS133T-77	CVD1SS133MT
MAIN	D979		90M-HD302410R	90M-HD302410R	ZENER DIODE	ZJ8.2BT	CVDZJ8.2BT
MAIN	D981		nsp	00MHD20015210	DIODE	1SS133T-77	CVD1SS133MT
MAIN	D982		nsp	00MHD20015210	DIODE	1SS133T-77	CVD1SS133MT
MAIN	D983		nsp	00MHD20015210	DIODE	1SS133T-77	CVD1SS133MT
MAIN	ET91		nsp	nsp	TERMINAL	MET37-0002	HJT1A025
MAIN	ET92		nsp	nsp	TERMINAL	MET37-0002	HJT1A025
MAIN	⚠F800		943652000620S	943652000620S	FUSE	! FUSE(0.1A 372 SERIES/TR5)	CBA2D0100A3EYT
MAIN	⚠F901	F B	nsp	90M-FS001080R	FUSE	! 10A/250V	KBA2C1002TLEY

NOTE : *nsp* PART IS LISTED FOR REFERENCE ONLY, MARANTZ WILL NOT SUPPLY THESE PARTS.

P.W.B. NAME	POS. NO.	VERS. COLOR	PART NO. (FOR EUR)	PART NO. (MZ)	PART NAME	DESCRIPTION
MAIN	▲F901	/K1SG	nsp	90M-FS001090R	FUSE	! 5A/250V(EUR) T5AL KBA2C5000TLEY
MAIN	▲F901	/N1B	90M-FS001090R	90M-FS001090R	FUSE	! 5A/250V(EUR) T5AL KBA2C5000TLEY
MAIN	▲F901	/N1SG	90M-FS001090R	90M-FS001090R	FUSE	! 5A/250V(EUR) T5AL KBA2C5000TLEY
MAIN	▲F901	/U1B	nsp	90M-FS001080R	FUSE	! 10A/250V KBA2C1002TLEY
MAIN	F901(1)		nsp	nsp	CONN.	HOLDER FUSE KJCF5S
MAIN	▲F902	F B	nsp	90M-FS001070R	FUSE	! AC250V T2.5AL KBA2D2500TLET
MAIN	▲F902	/N1B	90M-FS001070R	90M-FS001070R	FUSE	! AC250V T2.5AL KBA2D2500TLET
MAIN	▲F902	/N1SG	90M-FS001070R	90M-FS001070R	FUSE	! AC250V T2.5AL KBA2D2500TLET
MAIN	▲F902	/U1B	nsp	90M-FS001070R	FUSE	! AC250V T2.5AL KBA2D2500TLET
MAIN	▲F903	F B	nsp	90M-FS001070R	FUSE	! AC250V T2.5AL KBA2D2500TLET
MAIN	▲F903	/U1B	nsp	90M-FS001070R	FUSE	! AC250V T2.5AL KBA2D2500TLET
MAIN	IC94		00MHC3650509F	00MHC3650509F	IC	NJU7223F50 CVINJU7223F50
MAIN	IC96		90M-HC108410R	90M-HC108410R	IC	S-80842CNY-X HVIS-80842CNY-X
MAIN	J101		nsp	nsp	CORD	SN95/PB5 0.6 C3A206
MAIN	J102		nsp	nsp	CORD	SN95/PB5 0.6 C3A206
MAIN	J103		nsp	nsp	CORD	SN95/PB5 0.6 C3A206
MAIN	J104		nsp	nsp	CORD	SN95/PB5 0.6 C3A206
MAIN	J105		nsp	nsp	CORD	SN95/PB5 0.6 C3A206
MAIN	J106		nsp	nsp	CORD	SN95/PB5 0.6 C3A206
MAIN	J107		nsp	nsp	CORD	SN95/PB5 0.6 C3A206
MAIN	J109		nsp	nsp	CORD	SN95/PB5 0.6 C3A206
MAIN	J110		nsp	nsp	CORD	SN95/PB5 0.6 C3A206
MAIN	J111		nsp	nsp	CORD	SN95/PB5 0.6 C3A206
MAIN	J112		nsp	nsp	CORD	SN95/PB5 0.6 C3A206
MAIN	J113		nsp	nsp	CORD	SN95/PB5 0.6 C3A206
MAIN	J114		nsp	nsp	CORD	SN95/PB5 0.6 C3A206
MAIN	J115		nsp	nsp	CORD	SN95/PB5 0.6 C3A206
MAIN	J117		nsp	nsp	CORD	SN95/PB5 0.6 C3A206
MAIN	J118		nsp	nsp	CORD	SN95/PB5 0.6 C3A206
MAIN	J119		nsp	nsp	CORD	SN95/PB5 0.6 C3A206
MAIN	J121		nsp	nsp	CORD	SN95/PB5 0.6 C3A206
MAIN	J122		nsp	nsp	CORD	SN95/PB5 0.6 C3A206
MAIN	J123		nsp	nsp	CORD	SN95/PB5 0.6 C3A206
MAIN	J125		nsp	nsp	CORD	SN95/PB5 0.6 C3A206
MAIN	J126		nsp	nsp	CORD	SN95/PB5 0.6 C3A206
MAIN	J127		nsp	nsp	CORD	SN95/PB5 0.6 C3A206
MAIN	J130		nsp	nsp	CORD	SN95/PB5 0.6 C3A206
MAIN	J133		nsp	nsp	CORD	SN95/PB5 0.6 C3A206
MAIN	J134		nsp	nsp	CORD	SN95/PB5 0.6 C3A206
MAIN	J135		nsp	nsp	CORD	SN95/PB5 0.6 C3A206
MAIN	J137		nsp	nsp	CORD	SN95/PB5 0.6 C3A206
MAIN	J138		nsp	nsp	CORD	SN95/PB5 0.6 C3A206
MAIN	J140		nsp	nsp	CORD	SN95/PB5 0.6 C3A206
MAIN	J141		nsp	nsp	CORD	SN95/PB5 0.6 C3A206
MAIN	J143		nsp	nsp	CORD	SN95/PB5 0.6 C3A206
MAIN	J144		nsp	nsp	CORD	SN95/PB5 0.6 C3A206
MAIN	J145		nsp	nsp	CORD	SN95/PB5 0.6 C3A206
MAIN	J146		nsp	nsp	CORD	SN95/PB5 0.6 C3A206
MAIN	J147		nsp	nsp	CORD	SN95/PB5 0.6 C3A206
MAIN	J151		nsp	nsp	CORD	SN95/PB5 0.6 C3A206
MAIN	J152		nsp	nsp	CORD	SN95/PB5 0.6 C3A206
MAIN	J153		nsp	nsp	CORD	SN95/PB5 0.6 C3A206
MAIN	J154		nsp	nsp	CORD	SN95/PB5 0.6 C3A206
MAIN	J155		nsp	nsp	CORD	SN95/PB5 0.6 C3A206
MAIN	J156		nsp	nsp	CORD	SN95/PB5 0.6 C3A206
MAIN	J157		nsp	nsp	CORD	SN95/PB5 0.6 C3A206
MAIN	J158		nsp	nsp	CORD	SN95/PB5 0.6 C3A206
MAIN	J159		nsp	nsp	CORD	SN95/PB5 0.6 C3A206
MAIN	J160		nsp	nsp	CORD	SN95/PB5 0.6 C3A206
MAIN	J162		nsp	nsp	CORD	SN95/PB5 0.6 C3A206
MAIN	J163		nsp	nsp	CORD	SN95/PB5 0.6 C3A206
MAIN	J164		nsp	nsp	CORD	SN95/PB5 0.6 C3A206
MAIN	J165		nsp	nsp	CORD	SN95/PB5 0.6 C3A206
MAIN	J167		nsp	nsp	CORD	SN95/PB5 0.6 C3A206
MAIN	J200		nsp	nsp	CORD	SN95/PB5 0.6 C3A206
MAIN	J202		nsp	nsp	CORD	SN95/PB5 0.6 C3A206
MAIN	J203		nsp	nsp	CORD	SN95/PB5 0.6 C3A206

NOTE : "nsp" PART IS LISTED FOR REFERENCE ONLY, MARANTZ WILL NOT SUPPLY THESE PARTS.

P.W.B. NAME	POS. NO.	VERS. COLOR	PART NO. (FOR EUR)	PART NO. (MZ)	PART NAME	DESCRIPTION
MAIN	J204		nsp	nsp	CORD	SN95/PB5 0.6 C3A206
MAIN	J205		nsp	nsp	CORD	SN95/PB5 0.6 C3A206
MAIN	J206		nsp	nsp	CORD	SN95/PB5 0.6 C3A206
MAIN	J207	F B	nsp	nsp	CORD	SN95/PB5 0.6 C3A206
MAIN	J207	/U1B	nsp	nsp	CORD	SN95/PB5 0.6 C3A206
MAIN	J210		nsp	nsp	CORD	SN95/PB5 0.6 C3A206
MAIN	J211		nsp	nsp	CORD	SN95/PB5 0.6 C3A206
MAIN	J214		nsp	nsp	CORD	SN95/PB5 0.6 C3A206
MAIN	J216		nsp	nsp	CORD	SN95/PB5 0.6 C3A206
MAIN	J218		nsp	nsp	CORD	SN95/PB5 0.6 C3A206
MAIN	J219		nsp	nsp	CORD	SN95/PB5 0.6 C3A206
MAIN	J220		nsp	nsp	CORD	SN95/PB5 0.6 C3A206
MAIN	J224		nsp	nsp	CORD	SN95/PB5 0.6 C3A206
MAIN	J225		nsp	nsp	CORD	SN95/PB5 0.6 C3A206
MAIN	J226		nsp	nsp	CORD	SN95/PB5 0.6 C3A206
MAIN	J227		nsp	nsp	CORD	SN95/PB5 0.6 C3A206
MAIN	J230		nsp	nsp	CORD	SN95/PB5 0.6 C3A206
MAIN	J241		nsp	nsp	CORD	SN95/PB5 0.6 C3A206
MAIN	J301		nsp	nsp	CORD	SN95/PB5 0.6 C3A206
MAIN	J302		nsp	nsp	CORD	SN95/PB5 0.6 C3A206
MAIN	J303		nsp	nsp	CORD	SN95/PB5 0.6 C3A206
MAIN	J304		nsp	nsp	CORD	SN95/PB5 0.6 C3A206
MAIN	J305		nsp	nsp	CORD	SN95/PB5 0.6 C3A206
MAIN	J306		nsp	nsp	CORD	SN95/PB5 0.6 C3A206
MAIN	J307		nsp	nsp	CORD	SN95/PB5 0.6 C3A206
MAIN	J308		nsp	nsp	CORD	SN95/PB5 0.6 C3A206
MAIN	J309		nsp	nsp	CORD	SN95/PB5 0.6 C3A206
MAIN	J310		nsp	nsp	CORD	SN95/PB5 0.6 C3A206
MAIN	J311		nsp	nsp	CORD	SN95/PB5 0.6 C3A206
MAIN	J312		nsp	nsp	CORD	SN95/PB5 0.6 C3A206
MAIN	J313		nsp	nsp	CORD	SN95/PB5 0.6 C3A206
MAIN	J314		nsp	nsp	CORD	SN95/PB5 0.6 C3A206
MAIN	J315		nsp	nsp	CORD	SN95/PB5 0.6 C3A206
MAIN	J316		nsp	nsp	CORD	SN95/PB5 0.6 C3A206
MAIN	J322		90M-FN000090R	90M-FN000090R	EMI FILTER	BEAD KLZ9H001Z
MAIN	J324		nsp	nsp	CORD	SN95/PB5 0.6 C3A206
MAIN	J325		nsp	nsp	CORD	SN95/PB5 0.6 C3A206
MAIN	J326		nsp	nsp	CORD	SN95/PB5 0.6 C3A206
MAIN	J327		nsp	nsp	CORD	SN95/PB5 0.6 C3A206
MAIN	J328		nsp	nsp	CORD	SN95/PB5 0.6 C3A206
MAIN	J329		nsp	nsp	CORD	SN95/PB5 0.6 C3A206
MAIN	J330		nsp	nsp	CORD	SN95/PB5 0.6 C3A206
MAIN	J331		nsp	nsp	CORD	SN95/PB5 0.6 C3A206
MAIN	J332		nsp	nsp	CORD	SN95/PB5 0.6 C3A206
MAIN	J333		nsp	nsp	CORD	SN95/PB5 0.6 C3A206
MAIN	J334		nsp	nsp	CORD	SN95/PB5 0.6 C3A206
MAIN	J336		nsp	nsp	CORD	SN95/PB5 0.6 C3A206
MAIN	J337		nsp	nsp	CORD	SN95/PB5 0.6 C3A206
MAIN	J338		nsp	nsp	CORD	SN95/PB5 0.6 C3A206
MAIN	J401		nsp	nsp	CORD	SN95/PB5 0.6 C3A206
MAIN	J402		nsp	nsp	CORD	SN95/PB5 0.6 C3A206
MAIN	J403		nsp	nsp	CORD	SN95/PB5 0.6 C3A206
MAIN	J404		nsp	nsp	CORD	SN95/PB5 0.6 C3A206
MAIN	J405		nsp	nsp	CORD	SN95/PB5 0.6 C3A206
MAIN	J406		nsp	nsp	CORD	SN95/PB5 0.6 C3A206
MAIN	J407		nsp	nsp	CORD	SN95/PB5 0.6 C3A206
MAIN	J408		nsp	nsp	CORD	SN95/PB5 0.6 C3A206
MAIN	J409		nsp	nsp	CORD	SN95/PB5 0.6 C3A206
MAIN	J410		nsp	nsp	CORD	SN95/PB5 0.6 C3A206
MAIN	J411		nsp	nsp	CORD	SN95/PB5 0.6 C3A206
MAIN	J412		nsp	nsp	CORD	SN95/PB5 0.6 C3A206
MAIN	J413		nsp	nsp	CORD	SN95/PB5 0.6 C3A206
MAIN	J501		nsp	nsp	CORD	SN95/PB5 0.6 C3A206
MAIN	J502		nsp	nsp	CORD	SN95/PB5 0.6 C3A206
MAIN	J503		nsp	nsp	CORD	SN95/PB5 0.6 C3A206
MAIN	J504		nsp	nsp	CORD	SN95/PB5 0.6 C3A206
MAIN	J505		nsp	nsp	CORD	SN95/PB5 0.6 C3A206

NOTE : "nsp" PART IS LISTED FOR REFERENCE ONLY, MARANTZ WILL NOT SUPPLY THESE PARTS.

P.W.B. NAME	POS. NO.	VERS. COLOR	PART NO. (FOR EUR)	PART NO. (MZ)	PART NAME	DESCRIPTION	
MAIN	J506		nsp	nsp	CORD	SN95/PB5 0.6	C3A206
MAIN	J507		nsp	nsp	CORD	SN95/PB5 0.6	C3A206
MAIN	J508		nsp	nsp	CORD	SN95/PB5 0.6	C3A206
MAIN	J509		nsp	nsp	CORD	SN95/PB5 0.6	C3A206
MAIN	J510		nsp	nsp	CORD	SN95/PB5 0.6	C3A206
MAIN	J511		nsp	nsp	CORD	SN95/PB5 0.6	C3A206
MAIN	J512		nsp	nsp	CORD	SN95/PB5 0.6	C3A206
MAIN	J513		nsp	nsp	CORD	SN95/PB5 0.6	C3A206
MAIN	J519		nsp	nsp	CORD	SN95/PB5 0.6	C3A206
MAIN	J520		nsp	nsp	CORD	SN95/PB5 0.6	C3A206
MAIN	J521		nsp	nsp	CORD	SN95/PB5 0.6	C3A206
MAIN	J522		nsp	nsp	CORD	SN95/PB5 0.6	C3A206
MAIN	J523		nsp	nsp	CORD	SN95/PB5 0.6	C3A206
MAIN	J524		nsp	nsp	CORD	SN95/PB5 0.6	C3A206
MAIN	J525		nsp	nsp	CORD	SN95/PB5 0.6	C3A206
MAIN	J526		nsp	nsp	CORD	SN95/PB5 0.6	C3A206
MAIN	J601		nsp	nsp	CORD	SN95/PB5 0.6	C3A206
MAIN	J602		nsp	nsp	CORD	SN95/PB5 0.6	C3A206
MAIN	J603		nsp	nsp	CORD	SN95/PB5 0.6	C3A206
MAIN	J604		nsp	nsp	CORD	SN95/PB5 0.6	C3A206
MAIN	J605		nsp	nsp	CORD	SN95/PB5 0.6	C3A206
MAIN	J606		nsp	nsp	CORD	SN95/PB5 0.6	C3A206
MAIN	J607		nsp	nsp	CORD	SN95/PB5 0.6	C3A206
MAIN	J608		nsp	nsp	CORD	SN95/PB5 0.6	C3A206
MAIN	J609		nsp	nsp	CORD	SN95/PB5 0.6	C3A206
MAIN	J610		nsp	nsp	CORD	SN95/PB5 0.6	C3A206
MAIN	J611		nsp	nsp	CORD	SN95/PB5 0.6	C3A206
MAIN	J612		nsp	nsp	CORD	SN95/PB5 0.6	C3A206
MAIN	J613		nsp	nsp	CORD	SN95/PB5 0.6	C3A206
MAIN	J614		nsp	nsp	CORD	SN95/PB5 0.6	C3A206
MAIN	J615		nsp	nsp	CORD	SN95/PB5 0.6	C3A206
MAIN	J616		nsp	nsp	CORD	SN95/PB5 0.6	C3A206
MAIN	J617		nsp	nsp	CORD	SN95/PB5 0.6	C3A206
MAIN	J618		nsp	nsp	CORD	SN95/PB5 0.6	C3A206
MAIN	J619		nsp	nsp	CORD	SN95/PB5 0.6	C3A206
MAIN	J620		nsp	nsp	CORD	SN95/PB5 0.6	C3A206
MAIN	J621		nsp	nsp	CORD	SN95/PB5 0.6	C3A206
MAIN	J622		nsp	nsp	CORD	SN95/PB5 0.6	C3A206
MAIN	J625		nsp	nsp	CORD	SN95/PB5 0.6	C3A206
MAIN	J628		nsp	nsp	CORD	SN95/PB5 0.6	C3A206
MAIN	J629		nsp	nsp	CORD	SN95/PB5 0.6	C3A206
MAIN	J630		nsp	nsp	CORD	SN95/PB5 0.6	C3A206
MAIN	J631		nsp	nsp	CORD	SN95/PB5 0.6	C3A206
MAIN	J632		nsp	nsp	CORD	SN95/PB5 0.6	C3A206
MAIN	J633		nsp	nsp	CORD	SN95/PB5 0.6	C3A206
MAIN	J634		nsp	nsp	CORD	SN95/PB5 0.6	C3A206
MAIN	J635		nsp	nsp	CORD	SN95/PB5 0.6	C3A206
MAIN	J636		nsp	nsp	CORD	SN95/PB5 0.6	C3A206
MAIN	J637		nsp	nsp	CORD	SN95/PB5 0.6	C3A206
MAIN	J638		nsp	nsp	CORD	SN95/PB5 0.6	C3A206
MAIN	J639		nsp	nsp	CORD	SN95/PB5 0.6	C3A206
MAIN	J680		nsp	nsp	CORD	SN95/PB5 0.6	C3A206
MAIN	J681		nsp	nsp	CORD	SN95/PB5 0.6	C3A206
MAIN	J682		nsp	nsp	CORD	SN95/PB5 0.6	C3A206
MAIN	J701		nsp	nsp	CORD	SN95/PB5 0.6	C3A206
MAIN	J702		nsp	nsp	CORD	SN95/PB5 0.6	C3A206
MAIN	J704		nsp	nsp	CORD	SN95/PB5 0.6	C3A206
MAIN	J708		nsp	nsp	CORD	SN95/PB5 0.6	C3A206
MAIN	J801		nsp	nsp	CORD	SN95/PB5 0.6	C3A206
MAIN	J802		nsp	nsp	CORD	SN95/PB5 0.6	C3A206
MAIN	J803		nsp	nsp	CORD	SN95/PB5 0.6	C3A206
MAIN	J804		nsp	nsp	CORD	SN95/PB5 0.6	C3A206
MAIN	J805		nsp	nsp	CORD	SN95/PB5 0.6	C3A206
MAIN	J806		nsp	nsp	CORD	SN95/PB5 0.6	C3A206
MAIN	J807		nsp	nsp	CORD	SN95/PB5 0.6	C3A206
MAIN	J808		nsp	nsp	CORD	SN95/PB5 0.6	C3A206
MAIN	J809		nsp	nsp	CORD	SN95/PB5 0.6	C3A206

NOTE : "nsp" PART IS LISTED FOR REFERENCE ONLY, MARANTZ WILL NOT SUPPLY THESE PARTS.

P.W.B. NAME	POS. NO.	VERS. COLOR	PART NO. (FOR EUR)	PART NO. (MZ)	PART NAME	DESCRIPTION	
MAIN	J810		nsp	nsp	CORD	SN95/PB5 0.6	C3A206
MAIN	J811		nsp	nsp	CORD	SN95/PB5 0.6	C3A206
MAIN	J812		nsp	nsp	CORD	SN95/PB5 0.6	C3A206
MAIN	J813		nsp	nsp	CORD	SN95/PB5 0.6	C3A206
MAIN	J814		nsp	nsp	CORD	SN95/PB5 0.6	C3A206
MAIN	J815		nsp	nsp	CORD	SN95/PB5 0.6	C3A206
MAIN	J901		nsp	nsp	CORD	SN95/PB5 0.6	C3A206
MAIN	J902		nsp	nsp	CORD	SN95/PB5 0.6	C3A206
MAIN	J903		nsp	nsp	CORD	SN95/PB5 0.6	C3A206
MAIN	J904		nsp	nsp	CORD	SN95/PB5 0.6	C3A206
MAIN	J905		nsp	nsp	CORD	SN95/PB5 0.6	C3A206
MAIN	J906		nsp	nsp	CORD	SN95/PB5 0.6	C3A206
MAIN	J907		nsp	nsp	CORD	SN95/PB5 0.6	C3A206
MAIN	J908		nsp	nsp	CORD	SN95/PB5 0.6	C3A206
MAIN	J909		nsp	nsp	CORD	SN95/PB5 0.6	C3A206
MAIN	J910		nsp	nsp	CORD	SN95/PB5 0.6	C3A206
MAIN	J911		nsp	nsp	CORD	SN95/PB5 0.6	C3A206
MAIN	J912		nsp	nsp	CORD	SN95/PB5 0.6	C3A206
MAIN	J913		nsp	nsp	CORD	SN95/PB5 0.6	C3A206
MAIN	J914		nsp	nsp	CORD	SN95/PB5 0.6	C3A206
MAIN	J915		nsp	nsp	CORD	SN95/PB5 0.6	C3A206
MAIN	J916		nsp	nsp	CORD	SN95/PB5 0.6	C3A206
MAIN	J917		nsp	nsp	CORD	SN95/PB5 0.6	C3A206
MAIN	J918		nsp	nsp	CORD	SN95/PB5 0.6	C3A206
MAIN	J919		nsp	nsp	CORD	SN95/PB5 0.6	C3A206
MAIN	J920		nsp	nsp	CORD	SN95/PB5 0.6	C3A206
MAIN	J921		nsp	nsp	CORD	SN95/PB5 0.6	C3A206
MAIN	J922		nsp	nsp	CORD	SN95/PB5 0.6	C3A206
MAIN	J923		nsp	nsp	CORD	SN95/PB5 0.6	C3A206
MAIN	J924		nsp	nsp	CORD	SN95/PB5 0.6	C3A206
MAIN	J925		nsp	nsp	CORD	SN95/PB5 0.6	C3A206
MAIN	J926		nsp	nsp	CORD	SN95/PB5 0.6	C3A206
MAIN	J927		nsp	nsp	CORD	SN95/PB5 0.6	C3A206
MAIN	J928		nsp	nsp	CORD	SN95/PB5 0.6	C3A206
MAIN	J929		nsp	nsp	CORD	SN95/PB5 0.6	C3A206
MAIN	J930		nsp	nsp	CORD	SN95/PB5 0.6	C3A206
MAIN	J951		nsp	nsp	CORD	SN95/PB5 0.6	C3A206
MAIN	J952		nsp	nsp	CORD	SN95/PB5 0.6	C3A206
MAIN	J953		nsp	nsp	CORD	SN95/PB5 0.6	C3A206
MAIN	J954		nsp	nsp	CORD	SN95/PB5 0.6	C3A206
MAIN	J955		nsp	nsp	CORD	SN95/PB5 0.6	C3A206
MAIN	J956		nsp	nsp	CORD	SN95/PB5 0.6	C3A206
MAIN	J957		nsp	nsp	CORD	SN95/PB5 0.6	C3A206
MAIN	J958		nsp	nsp	CORD	SN95/PB5 0.6	C3A206
MAIN	J959		nsp	nsp	CORD	SN95/PB5 0.6	C3A206
MAIN	J960		nsp	nsp	CORD	SN95/PB5 0.6	C3A206
MAIN	J961		nsp	nsp	CORD	SN95/PB5 0.6	C3A206
MAIN	J962		nsp	nsp	CORD	SN95/PB5 0.6	C3A206
MAIN	J963		nsp	nsp	CORD	SN95/PB5 0.6	C3A206
MAIN	J964		nsp	nsp	CORD	SN95/PB5 0.6	C3A206
MAIN	J965		nsp	nsp	CORD	SN95/PB5 0.6	C3A206
MAIN	J966		nsp	nsp	CORD	SN95/PB5 0.6	C3A206
MAIN	J985		nsp	nsp	CORD	SN95/PB5 0.6	C3A206
MAIN	J990		nsp	nsp	CORD	SN95/PB5 0.6	C3A206
MAIN	J991		nsp	nsp	CORD	SN95/PB5 0.6	C3A206
MAIN	JK91		90M-YT004400R	90M-YT004400R	TERMINAL	DCS2003	CJJ5P021Z
MAIN	JK92		90M-YT003520R	90M-YT003520R	TERMINAL	4P SPEAKER TERMINAL FL FR	CJJ5P020Z
MAIN	JK93		90M-YT003520R	90M-YT003520R	TERMINAL	4P SPEAKER TERMINAL FL FR	CJJ5P020Z
MAIN	JK94		90M-YT003530R	90M-YT003530R	TERMINAL	6PIN SPEAKER TERMINAL CNT SL SR	CJJ5R006Z
MAIN	JK97		90M-YT004050R	90M-YT004050R	TERMINAL	RCA-401DA-16	CJJ4P052Z
MAIN	JK98		90M-YT005000R	90M-YT005000R	TERMINAL	CINCH 8P C/SUB/SBL/SBR	CJJ4P059Z
MAIN	JW90		nsp	nsp	CORD	WIRE ASSY	CWE8202080AA
MAIN	JW92		nsp	nsp	CORD	WIRE ASSY	CWEE212080VV
MAIN	L501		90M-LC107310R	90M-LC107310R	COIL	0.5UH K	CLEY0R5KAK
MAIN	L502		90M-LC107310R	90M-LC107310R	COIL	0.5UH K	CLEY0R5KAK
MAIN	L503		90M-LC107310R	90M-LC107310R	COIL	0.5UH K	CLEY0R5KAK
MAIN	L504		90M-LC107310R	90M-LC107310R	COIL	0.5UH K	CLEY0R5KAK

NOTE : *nsp* PART IS LISTED FOR REFERENCE ONLY, MARANTZ WILL NOT SUPPLY THESE PARTS.

P.W.B. NAME	POS. NO.	VERS. COLOR	PART NO. (FOR EUR)	PART NO. (MZ)	PART NAME	DESCRIPTION	
MAIN	L505		90M-LC107310R	90M-LC107310R	COIL	0.5UH K	CLEY0R5KAK
MAIN	L506		90M-LC107310R	90M-LC107310R	COIL	0.5UH K	CLEY0R5KAK
MAIN	L507		90M-LC107310R	90M-LC107310R	COIL	0.5UH K	CLEY0R5KAK
MAIN	▲OL91	F B	nsp	90M-YT002410R	TERMINAL	! A204D0041P AC(UL/2P/SEP)	CJJ7A015Z
MAIN	▲OL91	/N1B	90M-YT002430R	90M-YT002430R	TERMINAL	! A302D0061P AC(EUR/1P)	KJJ7A022Z
MAIN	▲OL91	/N1SG	90M-YT002430R	90M-YT002430R	TERMINAL	! A302D0061P AC(EUR/1P)	KJJ7A022Z
MAIN	▲OL91	/U1B	nsp	90M-YT002410R	TERMINAL	! A204D0041P AC(UL/2P/SEP)	CJJ7A015Z
MAIN	Q501		90M-HT600030R	90M-HT600030R	TRS.	KTA1024Y	HVTKTA1024YT
MAIN	Q502		90M-HT600030R	90M-HT600030R	TRS.	KTA1024Y	HVTKTA1024YT
MAIN	Q503		90M-HT600030R	90M-HT600030R	TRS.	KTA1024Y	HVTKTA1024YT
MAIN	Q504		90M-HT600030R	90M-HT600030R	TRS.	KTA1024Y	HVTKTA1024YT
MAIN	Q505		90M-HT600030R	90M-HT600030R	TRS.	KTA1024Y	HVTKTA1024YT
MAIN	Q511		00MHT800931A0	00MHT800931A0	TRS.	KTC3200GR-AT/P	CVTKTC3200-GR-AT/PMT
MAIN	Q512		00MHT800931A0	00MHT800931A0	TRS.	KTC3200GR-AT/P	CVTKTC3200-GR-AT/PMT
MAIN	Q513		00MHT800931A0	00MHT800931A0	TRS.	KTC3200GR-AT/P	CVTKTC3200-GR-AT/PMT
MAIN	Q514		00MHT800931A0	00MHT800931A0	TRS.	KTC3200GR-AT/P	CVTKTC3200-GR-AT/PMT
MAIN	Q515		00MHT800931A0	00MHT800931A0	TRS.	KTC3200GR-AT/P	CVTKTC3200-GR-AT/PMT
MAIN	Q516		00MHT800931A0	00MHT800931A0	TRS.	KTC3200GR-AT/P	CVTKTC3200-GR-AT/PMT
MAIN	Q517		00MHT800931A0	00MHT800931A0	TRS.	KTC3200GR-AT/P	CVTKTC3200-GR-AT/PMT
MAIN	Q518		00MHT800931A0	00MHT800931A0	TRS.	KTC3200GR-AT/P	CVTKTC3200-GR-AT/PMT
MAIN	Q519		00MHT800931A0	00MHT800931A0	TRS.	KTC3200GR-AT/P	CVTKTC3200-GR-AT/PMT
MAIN	Q520		00MHT800931A0	00MHT800931A0	TRS.	KTC3200GR-AT/P	CVTKTC3200-GR-AT/PMT
MAIN	Q541		90M-HT800050R	90M-HT800050R	TRS.	KTC3198Y	HVTKTC3198YT
MAIN	Q544		90M-HT800050R	90M-HT800050R	TRS.	KTC3198Y	HVTKTC3198YT
MAIN	Q545		90M-HT800050R	90M-HT800050R	TRS.	KTC3198Y	HVTKTC3198YT
MAIN	Q556		00MHT800931A0	00MHT800931A0	TRS.	KTC3200GR-AT/P	CVTKTC3200-GR-AT/PMT
MAIN	Q557		00MHT800931A0	00MHT800931A0	TRS.	KTC3200GR-AT/P	CVTKTC3200-GR-AT/PMT
MAIN	Q558		00MHT800931A0	00MHT800931A0	TRS.	KTC3200GR-AT/P	CVTKTC3200-GR-AT/PMT
MAIN	Q559		00MHT800931A0	00MHT800931A0	TRS.	KTC3200GR-AT/P	CVTKTC3200-GR-AT/PMT
MAIN	Q560		00MHT800931A0	00MHT800931A0	TRS.	KTC3200GR-AT/P	CVTKTC3200-GR-AT/PMT
MAIN	Q561		00MHT800941B0	00MHT800941B0	TRS.	KTC3206Y	HVTKTC3206YAT
MAIN	Q562		00MHT800941B0	00MHT800941B0	TRS.	KTC3206Y	HVTKTC3206YAT
MAIN	Q563		00MHT800941B0	00MHT800941B0	TRS.	KTC3206Y	HVTKTC3206YAT
MAIN	Q564		00MHT800941B0	00MHT800941B0	TRS.	KTC3206Y	HVTKTC3206YAT
MAIN	Q565		00MHT800941B0	00MHT800941B0	TRS.	KTC3206Y	HVTKTC3206YAT
MAIN	Q566		90M-HT800050R	90M-HT800050R	TRS.	KTC3198Y	HVTKTC3198YT
MAIN	Q567		90M-HT800050R	90M-HT800050R	TRS.	KTC3198Y	HVTKTC3198YT
MAIN	Q601		90M-HT600030R	90M-HT600030R	TRS.	KTA1024Y	HVTKTA1024YT
MAIN	Q602		90M-HT600030R	90M-HT600030R	TRS.	KTA1024Y	HVTKTA1024YT
MAIN	Q603		90M-HT600030R	90M-HT600030R	TRS.	KTA1024Y	HVTKTA1024YT
MAIN	Q604		90M-HT600030R	90M-HT600030R	TRS.	KTA1024Y	HVTKTA1024YT
MAIN	Q605		90M-HT600030R	90M-HT600030R	TRS.	KTA1024Y	HVTKTA1024YT
MAIN	Q652		90M-HT200460R	90M-HT200460R	TRS.	2SB1647	HVT2SB1647
MAIN	Q653		90M-HT200460R	90M-HT200460R	TRS.	2SB1647	HVT2SB1647
MAIN	Q654		90M-HT200460R	90M-HT200460R	TRS.	2SB1647	HVT2SB1647
MAIN	Q655		90M-HT200460R	90M-HT200460R	TRS.	2SB1647	HVT2SB1647
MAIN	Q657		90M-HT400520R	90M-HT400520R	TRS.	2SD2560	HVT2SD2560
MAIN	Q658		90M-HT400520R	90M-HT400520R	TRS.	2SD2560	HVT2SD2560
MAIN	Q659		90M-HT400520R	90M-HT400520R	TRS.	2SD2560	HVT2SD2560
MAIN	Q660		90M-HT400520R	90M-HT400520R	TRS.	2SD2560	HVT2SD2560
MAIN	Q661		90M-HT200460R	90M-HT200460R	TRS.	2SB1647	HVT2SB1647
MAIN	Q670		90M-HT400520R	90M-HT400520R	TRS.	2SD2560	HVT2SD2560
MAIN	Q681		00MHT800931A0	00MHT800931A0	TRS.	KTC3200GR-AT/P	CVTKTC3200-GR-AT/PMT
MAIN	Q682		00MHT800931A0	00MHT800931A0	TRS.	KTC3200GR-AT/P	CVTKTC3200-GR-AT/PMT
MAIN	Q683		00MHT800931A0	00MHT800931A0	TRS.	KTC3200GR-AT/P	CVTKTC3200-GR-AT/PMT
MAIN	Q684		00MHT800931A0	00MHT800931A0	TRS.	KTC3200GR-AT/P	CVTKTC3200-GR-AT/PMT
MAIN	Q685		00MHT800931A0	00MHT800931A0	TRS.	KTC3200GR-AT/P	CVTKTC3200-GR-AT/PMT
MAIN	Q801		00MHT800931A0	00MHT800931A0	TRS.	KTC3200GR-AT/P	CVTKTC3200-GR-AT/PMT
MAIN	Q802		00MHT800931A0	00MHT800931A0	TRS.	KTC3200GR-AT/P	CVTKTC3200-GR-AT/PMT
MAIN	Q803		90M-HT400520R	90M-HT400520R	TRS.	2SD2560	HVT2SD2560
MAIN	Q804		90M-HT200460R	90M-HT200460R	TRS.	2SB1647	HVT2SB1647
MAIN	Q805		90M-HT400520R	90M-HT400520R	TRS.	2SD2560	HVT2SD2560
MAIN	Q807		90M-HT200460R	90M-HT200460R	TRS.	2SB1647	HVT2SB1647
MAIN	Q812		90M-HT600030R	90M-HT600030R	TRS.	KTA1024Y	HVTKTA1024YT
MAIN	Q813		00MHT800941B0	00MHT800941B0	TRS.	KTC3206Y	HVTKTC3206YAT
MAIN	Q814		90M-HT600030R	90M-HT600030R	TRS.	KTA1024Y	HVTKTA1024YT
MAIN	Q815		00MHT800941B0	00MHT800941B0	TRS.	KTC3206Y	HVTKTC3206YAT

NOTE : "nsp" PART IS LISTED FOR REFERENCE ONLY, MARANTZ WILL NOT SUPPLY THESE PARTS.

P.W.B. NAME	POS. NO.	VERS. COLOR	PART NO. (FOR EUR)	PART NO. (MZ)	PART NAME	DESCRIPTION
MAIN	Q816		90M-HT600030R	90M-HT600030R	TRS.	KTA1024Y HVTKTA1024YT
MAIN	Q817		90M-HT600030R	90M-HT600030R	TRS.	KTA1024Y HVTKTA1024YT
MAIN	Q818		00MHT800931A0	00MHT800931A0	TRS.	KTC3200GR-AT/P CVTKTC3200-GR-AT/PMT
MAIN	Q819		00MHT800931A0	00MHT800931A0	TRS.	KTC3200GR-AT/P CVTKTC3200-GR-AT/PMT
MAIN	Q820		00MHT800931A0	00MHT800931A0	TRS.	KTC3200GR-AT/P CVTKTC3200-GR-AT/PMT
MAIN	Q821		00MHT800931A0	00MHT800931A0	TRS.	KTC3200GR-AT/P CVTKTC3200-GR-AT/PMT
MAIN	Q822		00MHT800931A0	00MHT800931A0	TRS.	KTC3200GR-AT/P CVTKTC3200-GR-AT/PMT
MAIN	Q823		00MHT800931A0	00MHT800931A0	TRS.	KTC3200GR-AT/P CVTKTC3200-GR-AT/PMT
MAIN	Q824		90M-HT800050R	90M-HT800050R	TRS.	KTC3198Y HVTKTC3198YT
MAIN	Q825		90M-HT800050R	90M-HT800050R	TRS.	KTC3198Y HVTKTC3198YT
MAIN	Q858		90M-HT100540R	90M-HT100540R	TRS.	KTA1360Y HVTKTA1360Y
MAIN	Q871		90M-HT100540R	90M-HT100540R	TRS.	KTA1360Y HVTKTA1360Y
MAIN	Q872		90M-HT100540R	90M-HT100540R	TRS.	KTA1360Y HVTKTA1360Y
MAIN	Q874		90M-HT100540R	90M-HT100540R	TRS.	KTA1360Y HVTKTA1360Y
MAIN	Q875		90M-HT100540R	90M-HT100540R	TRS.	KTA1360Y HVTKTA1360Y
MAIN	Q876		90M-HT100540R	90M-HT100540R	TRS.	KTA1360Y HVTKTA1360Y
MAIN	Q877		90M-HT100540R	90M-HT100540R	TRS.	KTA1360Y HVTKTA1360Y
MAIN	Q881		90M-HT300820R	90M-HT300820R	TRS.	KTC3423Y HVTKTC3423Y
MAIN	Q882		90M-HT300820R	90M-HT300820R	TRS.	KTC3423Y HVTKTC3423Y
MAIN	Q883		90M-HT300820R	90M-HT300820R	TRS.	KTC3423Y HVTKTC3423Y
MAIN	Q884		90M-HT300820R	90M-HT300820R	TRS.	KTC3423Y HVTKTC3423Y
MAIN	Q885		90M-HT300820R	90M-HT300820R	TRS.	KTC3423Y HVTKTC3423Y
MAIN	Q886		90M-HT300820R	90M-HT300820R	TRS.	KTC3423Y HVTKTC3423Y
MAIN	Q887		90M-HT300820R	90M-HT300820R	TRS.	KTC3423Y HVTKTC3423Y
MAIN	Q901		00MHT600111B0	00MHT600111B0	TRS.	KTA1267Y HVTKTA1267YT
MAIN	Q902		90M-BA001530R	90M-BA001530R	TRS.	KTC114M HVTKRC114MT
MAIN	Q903		90M-BA001460R	90M-BA001460R	TRS.	KRC107M HVTKRC107MT
MAIN	Q904		00MHT600111B0	00MHT600111B0	TRS.	KTA1267Y HVTKTA1267YT
MAIN	Q905		90M-HT800050R	90M-HT800050R	TRS.	KTC3198Y HVTKTC3198YT
MAIN	Q906		00MHT600111B0	00MHT600111B0	TRS.	KTA1267Y HVTKTA1267YT
MAIN	Q910		00MHT600111B0	00MHT600111B0	TRS.	KTA1267Y HVTKTA1267YT
MAIN	Q911		00MHT600111B0	00MHT600111B0	TRS.	KTA1267Y HVTKTA1267YT
MAIN	Q912		90M-HT800050R	90M-HT800050R	TRS.	KTC3198Y HVTKTC3198YT
MAIN	Q913		90M-HT800050R	90M-HT800050R	TRS.	KTC3198Y HVTKTC3198YT
MAIN	Q915		90M-BA001450R	90M-BA001450R	TRS.	KRA107M HVTKRA107MT
MAIN	Q916		90M-HT800050R	90M-HT800050R	TRS.	KTC3198Y HVTKTC3198YT
MAIN	Q917		90M-BA001460R	90M-BA001460R	TRS.	KRC107M HVTKRC107MT
MAIN	Q918		00MHT600111B0	00MHT600111B0	TRS.	KTA1267Y HVTKTA1267YT
MAIN	Q919		90M-HT800050R	90M-HT800050R	TRS.	KTC3198Y HVTKTC3198YT
MAIN	Q920		90M-HT800050R	90M-HT800050R	TRS.	KTC3198Y HVTKTC3198YT
MAIN	Q921		90M-BA001450R	90M-BA001450R	TRS.	KRA107M HVTKRA107MT
MAIN	Q925		90M-HT800050R	90M-HT800050R	TRS.	KTC3198Y HVTKTC3198YT
MAIN	Q926		00MHT600111B0	00MHT600111B0	TRS.	KTA1267Y HVTKTA1267YT
MAIN	Q927		90M-BA001460R	90M-BA001460R	TRS.	KRC107M HVTKRC107MT
MAIN	Q928		90M-BA001460R	90M-BA001460R	TRS.	KRC107M HVTKRC107MT
MAIN	Q929		90M-HT600030R	90M-HT600030R	TRS.	KTA1024Y HVTKTA1024YT
MAIN	Q930		90M-BA001460R	90M-BA001460R	TRS.	KRC107M HVTKRC107MT
MAIN	Q950		90M-HT800050R	90M-HT800050R	TRS.	KTC3198Y HVTKTC3198YT
MAIN	Q951		943216000930S	943216000930S	TRS.	KTD2854 CVTKTD2854
MAIN	Q952		90M-HT800050R	90M-HT800050R	TRS.	KTC3198Y HVTKTC3198YT
MAIN	Q953		90M-HT600030R	90M-HT600030R	TRS.	KTA1024Y HVTKTA1024YT
MAIN	Q954		90M-BA001460R	90M-BA001460R	TRS.	KRC107M HVTKRC107MT
MAIN	Q960		90M-BA001460R	90M-BA001460R	TRS.	KRC107M HVTKRC107MT
MAIN	Q961		90M-HT600030R	90M-HT600030R	TRS.	KTA1024Y HVTKTA1024YT
MAIN	Q997		90M-BA001460R	90M-BA001460R	TRS.	KRC107M HVTKRC107MT
MAIN	Q998		00MHT600111B0	00MHT600111B0	TRS.	KTA1267Y HVTKTA1267YT
MAIN	R499		nsp	nsp	RES.	27K OHM 1/6W J CARBON CRD20TJ273T
MAIN	R500		nsp	nsp	RES.	330 OHM 1/6W J CARBON CRD20TJ331T
MAIN	R501		nsp	nsp	RES.	43K OHM 1/6W J CARBON CRD20TJ433T
MAIN	R502		nsp	nsp	RES.	43K OHM 1/6W J CARBON CRD20TJ433T
MAIN	R503		nsp	nsp	RES.	43K OHM 1/6W J CARBON CRD20TJ433T
MAIN	R506		nsp	nsp	RES.	33K OHM 1/6W J CARBON CRD20TJ333T
MAIN	R507		nsp	nsp	RES.	33K OHM 1/6W J CARBON CRD20TJ333T
MAIN	R508		nsp	nsp	RES.	33K OHM 1/6W J CARBON CRD20TJ333T
MAIN	R509		nsp	nsp	RES.	33K OHM 1/6W J CARBON CRD20TJ333T
MAIN	R510		nsp	nsp	RES.	33K OHM 1/6W J CARBON CRD20TJ333T
MAIN	R511		nsp	nsp	RES.	1.5K OHM 1/6W J CARBON CRD20TJ152T

NOTE : "nsp" PART IS LISTED FOR REFERENCE ONLY, MARANTZ WILL NOT SUPPLY THESE PARTS.

P.W.B. NAME	POS. NO.	VERS. COLOR	PART NO. (FOR EUR)	PART NO. (MZ)	PART NAME	DESCRIPTION
MAIN	R512		nsp	nsp	RES.	1.5K OHM 1/6W J CARBON CRD20TJ152T
MAIN	R513		nsp	nsp	RES.	1.5K OHM 1/6W J CARBON CRD20TJ152T
MAIN	R514		nsp	nsp	RES.	1.5K OHM 1/6W J CARBON CRD20TJ152T
MAIN	R515		nsp	nsp	RES.	1.5K OHM 1/6W J CARBON CRD20TJ152T
MAIN	R516		nsp	nsp	RES.	1.5K OHM 1/6W J CARBON CRD20TJ152T
MAIN	R517		nsp	nsp	RES.	1.5K OHM 1/6W J CARBON CRD20TJ152T
MAIN	R518		nsp	nsp	RES.	1.5K OHM 1/6W J CARBON CRD20TJ152T
MAIN	R519		nsp	nsp	RES.	1.5K OHM 1/6W J CARBON CRD20TJ152T
MAIN	R520		nsp	nsp	RES.	1.5K OHM 1/6W J CARBON CRD20TJ152T
MAIN	R521		nsp	nsp	RES.	470 OHM 1/6W J CARBON CRD20TJ471T
MAIN	R522		nsp	nsp	RES.	470 OHM 1/6W J CARBON CRD20TJ471T
MAIN	R523		nsp	nsp	RES.	470 OHM 1/6W J CARBON CRD20TJ471T
MAIN	R524		nsp	nsp	RES.	470 OHM 1/6W J CARBON CRD20TJ471T
MAIN	R525		nsp	nsp	RES.	470 OHM 1/6W J CARBON CRD20TJ471T
MAIN	R531		nsp	nsp	RES.	150 OHM 1/6W J CARBON CRD20TJ151T
MAIN	R532		nsp	nsp	RES.	150 OHM 1/6W J CARBON CRD20TJ151T
MAIN	R533		nsp	nsp	RES.	150 OHM 1/6W J CARBON CRD20TJ151T
MAIN	R534		nsp	nsp	RES.	150 OHM 1/6W J CARBON CRD20TJ151T
MAIN	R535		nsp	nsp	RES.	150 OHM 1/6W J CARBON CRD20TJ151T
MAIN	R536		nsp	nsp	RES.	150 OHM 1/6W J CARBON CRD20TJ151T
MAIN	R537		nsp	nsp	RES.	150 OHM 1/6W J CARBON CRD20TJ151T
MAIN	R538		nsp	nsp	RES.	150 OHM 1/6W J CARBON CRD20TJ151T
MAIN	R539		nsp	nsp	RES.	150 OHM 1/6W J CARBON CRD20TJ151T
MAIN	R540		nsp	nsp	RES.	150 OHM 1/6W J CARBON CRD20TJ151T
MAIN	R541		nsp	nsp	RES.	270 OHM 1/6W J CARBON CRD20TJ271T
MAIN	R542		nsp	nsp	RES.	270 OHM 1/6W J CARBON CRD20TJ271T
MAIN	R543		nsp	nsp	RES.	270 OHM 1/6W J CARBON CRD20TJ271T
MAIN	R544		nsp	nsp	RES.	270 OHM 1/6W J CARBON CRD20TJ271T
MAIN	R545		nsp	nsp	RES.	270 OHM 1/6W J CARBON CRD20TJ271T
MAIN	R546		nsp	nsp	CORD	SN95/PB5 0.6 C3A206
MAIN	R547		nsp	nsp	CORD	SN95/PB5 0.6 C3A206
MAIN	R556		nsp	nsp	RES.	33K OHM 1/4W J CARBON CRD25TJ333T
MAIN	R557		nsp	nsp	RES.	33K OHM 1/4W J CARBON CRD25TJ333T
MAIN	R558		nsp	nsp	RES.	33K OHM 1/4W J CARBON CRD25TJ333T
MAIN	R559		nsp	nsp	RES.	33K OHM 1/4W J CARBON CRD25TJ333T
MAIN	R560		nsp	nsp	RES.	33K OHM 1/4W J CARBON CRD25TJ333T
MAIN	R561		nsp	nsp	RES.	1.3K OHM 1/6W CARBON CRD20TJ132T
MAIN	R562		nsp	nsp	RES.	1.3K OHM 1/6W CARBON CRD20TJ132T
MAIN	R563		nsp	nsp	RES.	1.3K OHM 1/6W CARBON CRD20TJ132T
MAIN	R564		nsp	nsp	RES.	1.3K OHM 1/6W CARBON CRD20TJ132T
MAIN	R565		nsp	nsp	RES.	1.3K OHM 1/6W CARBON CRD20TJ132T
MAIN	R566		nsp	nsp	RES.	560 OHM 1/4W FLAME RETARDANT CRG14SANCJ561T
MAIN	R567		nsp	nsp	RES.	560 OHM 1/4W FLAME RETARDANT CRG14SANCJ561T
MAIN	R568		nsp	nsp	RES.	560 OHM 1/4W FLAME RETARDANT CRG14SANCJ561T
MAIN	R569		nsp	nsp	RES.	560 OHM 1/4W FLAME RETARDANT CRG14SANCJ561T
MAIN	R570		nsp	nsp	RES.	560 OHM 1/4W FLAME RETARDANT CRG14SANCJ561T
MAIN	R571		nsp	nsp	RES.	560 OHM 1/4W FLAME RETARDANT CRG14SANCJ561T
MAIN	R572		nsp	nsp	RES.	560 OHM 1/4W FLAME RETARDANT CRG14SANCJ561T
MAIN	R573		nsp	nsp	RES.	560 OHM 1/4W FLAME RETARDANT CRG14SANCJ561T
MAIN	R574		nsp	nsp	RES.	560 OHM 1/4W FLAME RETARDANT CRG14SANCJ561T
MAIN	R575		nsp	nsp	RES.	560 OHM 1/4W FLAME RETARDANT CRG14SANCJ561T
MAIN	R576		nsp	nsp	RES.	10 OHM 1/4W FLAME RETARDANT CRG14SANCJ100T
MAIN	R577		nsp	nsp	RES.	10 OHM 1/4W FLAME RETARDANT CRG14SANCJ100T
MAIN	R578		nsp	nsp	RES.	10 OHM 1/4W FLAME RETARDANT CRG14SANCJ100T
MAIN	R579		nsp	nsp	RES.	10 OHM 1/4W FLAME RETARDANT CRG14SANCJ100T
MAIN	R580		nsp	nsp	RES.	10 OHM 1/4W FLAME RETARDANT CRG14SANCJ100T
MAIN	R581		nsp	nsp	RES.	560 OHM 1/4W FLAME RETARDANT CRG14SANCJ561T
MAIN	R582		nsp	nsp	RES.	560 OHM 1/4W FLAME RETARDANT CRG14SANCJ561T
MAIN	R583		nsp	nsp	RES.	560 OHM 1/4W FLAME RETARDANT CRG14SANCJ561T
MAIN	R584		nsp	nsp	RES.	560 OHM 1/4W FLAME RETARDANT CRG14SANCJ561T
MAIN	R585		nsp	nsp	RES.	560 OHM 1/4W FLAME RETARDANT CRG14SANCJ561T
MAIN	R586		nsp	nsp	RES.	560 OHM 1/4W FLAME RETARDANT CRG14SANCJ561T
MAIN	R587		nsp	nsp	RES.	560 OHM 1/4W FLAME RETARDANT CRG14SANCJ561T
MAIN	R588		nsp	nsp	RES.	560 OHM 1/4W FLAME RETARDANT CRG14SANCJ561T
MAIN	R589		nsp	nsp	RES.	560 OHM 1/4W FLAME RETARDANT CRG14SANCJ561T
MAIN	R590		nsp	nsp	RES.	560 OHM 1/4W FLAME RETARDANT CRG14SANCJ561T
MAIN	R591		nsp	nsp	RES.	560 OHM 1/4W FLAME RETARDANT CRG14SANCJ561T

NOTE : "nsp" PART IS LISTED FOR REFERENCE ONLY, MARANTZ WILL NOT SUPPLY THESE PARTS.

P.W.B. NAME	POS. NO.	VERS. COLOR	PART NO. (FOR EUR)	PART NO. (MZ)	PART NAME	DESCRIPTION
MAIN	R592		nsp	nsp	RES.	560 OHM 1/4W FLAME RETARDANT CRG14SANCJ561T
MAIN	R593		nsp	nsp	RES.	560 OHM 1/4W FLAME RETARDANT CRG14SANCJ561T
MAIN	R594		nsp	nsp	RES.	560 OHM 1/4W FLAME RETARDANT CRG14SANCJ561T
MAIN	R595		nsp	nsp	RES.	560 OHM 1/4W FLAME RETARDANT CRG14SANCJ561T
MAIN	R596		nsp	nsp	RES.	560 OHM 1/4W FLAME RETARDANT CRG14SANCJ561T
MAIN	R597		nsp	nsp	RES.	560 OHM 1/4W FLAME RETARDANT CRG14SANCJ561T
MAIN	R598		nsp	nsp	RES.	560 OHM 1/4W FLAME RETARDANT CRG14SANCJ561T
MAIN	R599		nsp	nsp	RES.	560 OHM 1/4W FLAME RETARDANT CRG14SANCJ561T
MAIN	R600		nsp	nsp	RES.	560 OHM 1/4W FLAME RETARDANT CRG14SANCJ561T
MAIN	R601		nsp	nsp	RES.	22K OHM 1/6W J CARBON CRD20TJ223T
MAIN	R602		nsp	nsp	RES.	22K OHM 1/6W J CARBON CRD20TJ223T
MAIN	R603		nsp	nsp	RES.	22K OHM 1/6W J CARBON CRD20TJ223T
MAIN	R604		nsp	nsp	RES.	22K OHM 1/6W J CARBON CRD20TJ223T
MAIN	R605		nsp	nsp	RES.	22K OHM 1/6W J CARBON CRD20TJ223T
MAIN	R606		nsp	nsp	RES.	22K OHM 1/6W J CARBON CRD20TJ223T
MAIN	R607		nsp	nsp	RES.	22K OHM 1/6W J CARBON CRD20TJ223T
MAIN	R608		nsp	nsp	RES.	22K OHM 1/6W J CARBON CRD20TJ223T
MAIN	R609		nsp	nsp	RES.	22K OHM 1/6W J CARBON CRD20TJ223T
MAIN	R610		nsp	nsp	RES.	22K OHM 1/6W J CARBON CRD20TJ223T
MAIN	R611		nsp	nsp	RES.	10 OHM 1/4W FLAME RETARDANT CRG14SANCJ100T
MAIN	R612		nsp	nsp	RES.	10 OHM 1/4W FLAME RETARDANT CRG14SANCJ100T
MAIN	R631		nsp	nsp	RES.	18 OHM 1/4W CARBON CRD25FJ180T
MAIN	R632		nsp	nsp	RES.	18 OHM 1/4W CARBON CRD25FJ180T
MAIN	R633		nsp	nsp	RES.	18 OHM 1/4W CARBON CRD25FJ180T
MAIN	R634		nsp	nsp	RES.	18 OHM 1/4W CARBON CRD25FJ180T
MAIN	R635		nsp	nsp	RES.	18 OHM 1/4W CARBON CRD25FJ180T
MAIN	R636		nsp	nsp	RES.	18 OHM 1/4W CARBON CRD25FJ180T
MAIN	R637		nsp	nsp	RES.	18 OHM 1/4W CARBON CRD25FJ180T
MAIN	R638		nsp	nsp	RES.	18 OHM 1/4W CARBON CRD25FJ180T
MAIN	R639		nsp	nsp	RES.	18 OHM 1/4W CARBON CRD25FJ180T
MAIN	R640		nsp	nsp	RES.	18 OHM 1/4W CARBON CRD25FJ180T
MAIN	R646		nsp	nsp	RES.	3.3 OHM 1/4W CARBON CRD25FJ3R3T
MAIN	R647		nsp	nsp	RES.	3.3 OHM 1/4W CARBON CRD25FJ3R3T
MAIN	R648		nsp	nsp	RES.	3.3 OHM 1/4W CARBON CRD25FJ3R3T
MAIN	R649		nsp	nsp	RES.	3.3 OHM 1/4W CARBON CRD25FJ3R3T
MAIN	R650		nsp	nsp	RES.	3.3 OHM 1/4W CARBON CRD25FJ3R3T
MAIN	R651		nsp	nsp	RES.	3.3 OHM 1/4W CARBON CRD25FJ3R3T
MAIN	R652		nsp	nsp	RES.	3.3 OHM 1/4W CARBON CRD25FJ3R3T
MAIN	R653		nsp	nsp	RES.	3.3 OHM 1/4W CARBON CRD25FJ3R3T
MAIN	R654		nsp	nsp	RES.	3.3 OHM 1/4W CARBON CRD25FJ3R3T
MAIN	R655		nsp	nsp	RES.	3.3 OHM 1/4W CARBON CRD25FJ3R3T
MAIN	R656		90M-GO000013R	90M-GO000013R	RES.	0.27OHM X2 5W CEMENT CRF5EKR27HX2K
MAIN	R657		90M-GO000013R	90M-GO000013R	RES.	0.27OHM X2 5W CEMENT CRF5EKR27HX2K
MAIN	R658		90M-GO000013R	90M-GO000013R	RES.	0.27OHM X2 5W CEMENT CRF5EKR27HX2K
MAIN	R659		90M-GO000013R	90M-GO000013R	RES.	0.27OHM X2 5W CEMENT CRF5EKR27HX2K
MAIN	R660		90M-GO000013R	90M-GO000013R	RES.	0.27OHM X2 5W CEMENT CRF5EKR27HX2K
MAIN	R666		nsp	nsp	RES.	47 OHM 1/4W J CARBON CRD25TJ470T
MAIN	R667		nsp	nsp	RES.	47 OHM 1/4W J CARBON CRD25TJ470T
MAIN	R668		nsp	nsp	RES.	47 OHM 1/4W J CARBON CRD25TJ470T
MAIN	R669		nsp	nsp	RES.	47 OHM 1/4W J CARBON CRD25TJ470T
MAIN	R670		nsp	nsp	RES.	47 OHM 1/4W J CARBON CRD25TJ470T
MAIN	R671		nsp	nsp	RES.	10K OHM 1/6W J CARBON CRD20TJ103T
MAIN	R672		nsp	nsp	RES.	10K OHM 1/6W J CARBON CRD20TJ103T
MAIN	R673		nsp	nsp	RES.	10K OHM 1/6W J CARBON CRD20TJ103T
MAIN	R674		nsp	nsp	RES.	10K OHM 1/6W J CARBON CRD20TJ103T
MAIN	R675		nsp	nsp	RES.	10K OHM 1/6W J CARBON CRD20TJ103T
MAIN	R676		nsp	nsp	RES.	10K OHM 1/6W J CARBON CRD20TJ103T
MAIN	R677		nsp	nsp	RES.	10K OHM 1/6W J CARBON CRD20TJ103T
MAIN	R678		nsp	nsp	RES.	10K OHM 1/6W J CARBON CRD20TJ103T
MAIN	R679		nsp	nsp	RES.	10K OHM 1/6W J CARBON CRD20TJ103T
MAIN	R680		nsp	nsp	RES.	10K OHM 1/6W J CARBON CRD20TJ103T
MAIN	R681		nsp	nsp	RES.	9.1K OHM 1/6W J CARBON CRD20TJ912T
MAIN	R682		nsp	nsp	RES.	9.1K OHM 1/6W J CARBON CRD20TJ912T
MAIN	R683		nsp	nsp	RES.	9.1K OHM 1/6W J CARBON CRD20TJ912T
MAIN	R684		nsp	nsp	RES.	9.1K OHM 1/6W J CARBON CRD20TJ912T
MAIN	R685		nsp	nsp	RES.	9.1K OHM 1/6W J CARBON CRD20TJ912T
MAIN	R686		nsp	nsp	RES.	22K OHM 1/6W J CARBON CRD20TJ223T

NOTE : *nsp* PART IS LISTED FOR REFERENCE ONLY, MARANTZ WILL NOT SUPPLY THESE PARTS.

P.W.B. NAME	POS. NO.	VERS. COLOR	PART NO. (FOR EUR)	PART NO. (MZ)	PART NAME	DESCRIPTION
MAIN	R687		nsp	nsp	RES.	22K OHM 1/6W J CARBON CRD20TJ223T
MAIN	R688		nsp	nsp	RES.	22K OHM 1/6W J CARBON CRD20TJ223T
MAIN	R689		nsp	nsp	RES.	22K OHM 1/6W J CARBON CRD20TJ223T
MAIN	R690		nsp	nsp	RES.	22K OHM 1/6W J CARBON CRD20TJ223T
MAIN	R696		nsp	nsp	RES.	47 OHM 1/4W J CARBON CRD25TJ470T
MAIN	R697		nsp	nsp	RES.	47 OHM 1/4W J CARBON CRD25TJ470T
MAIN	R698		nsp	nsp	RES.	47 OHM 1/4W J CARBON CRD25TJ470T
MAIN	R699		nsp	nsp	RES.	47 OHM 1/4W J CARBON CRD25TJ470T
MAIN	R700		nsp	nsp	RES.	47 OHM 1/4W J CARBON CRD25TJ470T
MAIN	R771		nsp	nsp	RES.	75 OHM 1/4W FLAME RETARDANT CRG14SANCJ750T
MAIN	R772		nsp	nsp	RES.	75 OHM 1/4W FLAME RETARDANT CRG14SANCJ750T
MAIN	R773		nsp	nsp	RES.	75 OHM 1/4W FLAME RETARDANT CRG14SANCJ750T
MAIN	R774		nsp	nsp	RES.	75 OHM 1/4W FLAME RETARDANT CRG14SANCJ750T
MAIN	R775		nsp	nsp	RES.	75 OHM 1/4W FLAME RETARDANT CRG14SANCJ750T
MAIN	R776		nsp	nsp	RES.	75 OHM 1/4W FLAME RETARDANT CRG14SANCJ750T
MAIN	R777		nsp	nsp	RES.	75 OHM 1/4W FLAME RETARDANT CRG14SANCJ750T
MAIN	R781		nsp	nsp	RES.	75 OHM 1/4W FLAME RETARDANT CRG14SANCJ750T
MAIN	R782		nsp	nsp	RES.	75 OHM 1/4W FLAME RETARDANT CRG14SANCJ750T
MAIN	R783		nsp	nsp	RES.	75 OHM 1/4W FLAME RETARDANT CRG14SANCJ750T
MAIN	R784		nsp	nsp	RES.	75 OHM 1/4W FLAME RETARDANT CRG14SANCJ750T
MAIN	R785		nsp	nsp	RES.	75 OHM 1/4W FLAME RETARDANT CRG14SANCJ750T
MAIN	R786		nsp	nsp	RES.	75 OHM 1/4W FLAME RETARDANT CRG14SANCJ750T
MAIN	R787		nsp	nsp	RES.	75 OHM 1/4W FLAME RETARDANT CRG14SANCJ750T
MAIN	R800		nsp	nsp	RES.	4.7K OHM 1/6W J CARBON CRD20TJ472T
MAIN	R801		nsp	nsp	RES.	22K OHM 1/6W J CARBON CRD20TJ223T
MAIN	R802		nsp	nsp	RES.	22K OHM 1/6W J CARBON CRD20TJ223T
MAIN	R803		nsp	nsp	RES.	9.1K OHM 1/6W J CARBON CRD20TJ912T
MAIN	R804		nsp	nsp	RES.	9.1K OHM 1/6W J CARBON CRD20TJ912T
MAIN	R805		nsp	nsp	RES.	10K OHM 1/6W J CARBON CRD20TJ103T
MAIN	R807		nsp	nsp	RES.	10K OHM 1/6W J CARBON CRD20TJ103T
MAIN	R808		nsp	nsp	RES.	10K OHM 1/6W J CARBON CRD20TJ103T
MAIN	R809		nsp	nsp	RES.	10K OHM 1/6W J CARBON CRD20TJ103T
MAIN	R810		90M-GO000013R	90M-GO000013R	RES.	0.27OHM X2 5W CEMENT CRF5EKR27HX2K
MAIN	R811		90M-GO000013R	90M-GO000013R	RES.	0.27OHM X2 5W CEMENT CRF5EKR27HX2K
MAIN	R812		nsp	nsp	RES.	47 OHM 1/4W J CARBON CRD25TJ470T
MAIN	R813		nsp	nsp	RES.	47 OHM 1/4W J CARBON CRD25TJ470T
MAIN	R814		nsp	nsp	RES.	47 OHM 1/4W J CARBON CRD25TJ470T
MAIN	R815		nsp	nsp	RES.	47 OHM 1/4W J CARBON CRD25TJ470T
MAIN	R817		nsp	nsp	RES.	3.3 OHM 1/4W CARBON CRD25FJ3R3T
MAIN	R818		nsp	nsp	RES.	3.3 OHM 1/4W CARBON CRD25FJ3R3T
MAIN	R819		nsp	nsp	RES.	3.3 OHM 1/4W CARBON CRD25FJ3R3T
MAIN	R820		nsp	nsp	RES.	3.3 OHM 1/4W CARBON CRD25FJ3R3T
MAIN	R821		nsp	nsp	RES.	18 OHM 1/4W CARBON CRD25FJ180T
MAIN	R822		nsp	nsp	RES.	18 OHM 1/4W CARBON CRD25FJ180T
MAIN	R823		nsp	nsp	RES.	18 OHM 1/4W CARBON CRD25FJ180T
MAIN	R824		nsp	nsp	RES.	18 OHM 1/4W CARBON CRD25FJ180T
MAIN	R830		nsp	nsp	RES.	22K OHM 1/6W J CARBON CRD20TJ223T
MAIN	R831		nsp	nsp	RES.	22K OHM 1/6W J CARBON CRD20TJ223T
MAIN	R832		nsp	nsp	RES.	22K OHM 1/6W J CARBON CRD20TJ223T
MAIN	R833		nsp	nsp	RES.	22K OHM 1/6W J CARBON CRD20TJ223T
MAIN	R834		nsp	nsp	RES.	560 OHM 1/4W FLAME RETARDANT CRG14SANCJ561T
MAIN	R835		nsp	nsp	RES.	560 OHM 1/4W FLAME RETARDANT CRG14SANCJ561T
MAIN	R836		nsp	nsp	RES.	560 OHM 1/4W FLAME RETARDANT CRG14SANCJ561T
MAIN	R837		nsp	nsp	RES.	560 OHM 1/4W FLAME RETARDANT CRG14SANCJ561T
MAIN	R838		nsp	nsp	RES.	560 OHM 1/4W FLAME RETARDANT CRG14SANCJ561T
MAIN	R839		nsp	nsp	RES.	560 OHM 1/4W FLAME RETARDANT CRG14SANCJ561T
MAIN	R840		nsp	nsp	RES.	560 OHM 1/4W FLAME RETARDANT CRG14SANCJ561T
MAIN	R841		nsp	nsp	RES.	560 OHM 1/4W FLAME RETARDANT CRG14SANCJ561T
MAIN	R842		nsp	nsp	RES.	560 OHM 1/4W FLAME RETARDANT CRG14SANCJ561T
MAIN	R843		nsp	nsp	RES.	560 OHM 1/4W FLAME RETARDANT CRG14SANCJ561T
MAIN	R844		nsp	nsp	RES.	560 OHM 1/4W FLAME RETARDANT CRG14SANCJ561T
MAIN	R845		nsp	nsp	RES.	560 OHM 1/4W FLAME RETARDANT CRG14SANCJ561T
MAIN	R848		nsp	nsp	RES.	33K OHM 1/4W J CARBON CRD25TJ333T
MAIN	R849		nsp	nsp	RES.	33K OHM 1/4W J CARBON CRD25TJ333T
MAIN	R850		nsp	nsp	RES.	1.3K OHM 1/6W CARBON CRD20TJ132T
MAIN	R851		nsp	nsp	RES.	1.3K OHM 1/6W CARBON CRD20TJ132T
MAIN	R852		nsp	nsp	RES.	1.5K OHM 1/6W J CARBON CRD20TJ152T

NOTE : "nsp" PART IS LISTED FOR REFERENCE ONLY, MARANTZ WILL NOT SUPPLY THESE PARTS.

P.W.B. NAME	POS. NO.	VERS. COLOR	PART NO. (FOR EUR)	PART NO. (MZ)	PART NAME	DESCRIPTION
MAIN	R853		nsp	nsp	RES.	1.5K OHM 1/6W J CARBON CRD20TJ152T
MAIN	R854		nsp	nsp	RES.	1.5K OHM 1/6W J CARBON CRD20TJ152T
MAIN	R855		nsp	nsp	RES.	1.5K OHM 1/6W J CARBON CRD20TJ152T
MAIN	R856		nsp	nsp	RES.	150 OHM 1/6W J CARBON CRD20TJ151T
MAIN	R857		nsp	nsp	RES.	150 OHM 1/6W J CARBON CRD20TJ151T
MAIN	R858		nsp	nsp	RES.	150 OHM 1/6W J CARBON CRD20TJ151T
MAIN	R859		nsp	nsp	RES.	150 OHM 1/6W J CARBON CRD20TJ151T
MAIN	R860		nsp	nsp	RES.	270 OHM 1/6W J CARBON CRD20TJ271T
MAIN	R861		nsp	nsp	RES.	270 OHM 1/6W J CARBON CRD20TJ271T
MAIN	R862		nsp	nsp	RES.	33K OHM 1/6W J CARBON CRD20TJ333T
MAIN	R863		nsp	nsp	RES.	33K OHM 1/6W J CARBON CRD20TJ333T
MAIN	R864		nsp	nsp	RES.	330 OHM 1/6W J CARBON CRD20TJ331T
MAIN	R865		nsp	nsp	RES.	330 OHM 1/6W J CARBON CRD20TJ331T
MAIN	R870		nsp	nsp	RES.	43K OHM 1/6W J CARBON CRD20TJ433T
MAIN	R871		nsp	nsp	RES.	43K OHM 1/6W J CARBON CRD20TJ433T
MAIN	R872		nsp	nsp	RES.	470 OHM 1/6W J CARBON CRD20TJ471T
MAIN	R873		nsp	nsp	RES.	470 OHM 1/6W J CARBON CRD20TJ471T
MAIN	R888		nsp	nsp	RES.	15K OHM 1/6W J CARBON CRD20TJ153T
MAIN	R889		nsp	nsp	RES.	15K OHM 1/6W J CARBON CRD20TJ153T
MAIN	R890		nsp	nsp	RES.	4.7K OHM 1/6W J CARBON CRD20TJ472T
MAIN	R900		nsp	nsp	RES.	33K OHM 1/6W J CARBON CRD20TJ333T
MAIN	R901		nsp	nsp	RES.	4.7K OHM 1/6W J CARBON CRD20TJ472T
MAIN	R902		nsp	nsp	RES.	4.7K OHM 1/6W J CARBON CRD20TJ472T
MAIN	R903		nsp	nsp	RES.	10K OHM 1/6W J CARBON CRD20TJ103T
MAIN	R905		nsp	nsp	RES.	1 OHM 1W METAL OXIDE FILM CRG1ANJ1R0H
MAIN	R906		nsp	nsp	RES.	100K OHM 1/6W J CARBON CRD20TJ104T
MAIN	R910		nsp	nsp	RES.	10K OHM 1/6W J CARBON CRD20TJ103T
MAIN	R911		nsp	nsp	RES.	10K OHM 1/6W J CARBON CRD20TJ103T
MAIN	R912		nsp	nsp	RES.	4.7K OHM 1/6W J CARBON CRD20TJ472T
MAIN	R913		nsp	nsp	RES.	1 OHM 1/6W J CARBON CRD20TJ1R0T
MAIN	R917		nsp	nsp	RES.	15K OHM 1/6W J CARBON CRD20TJ153T
MAIN	R918		nsp	nsp	RES.	15K OHM 1/6W J CARBON CRD20TJ153T
MAIN	R919		nsp	nsp	RES.	15K OHM 1/6W J CARBON CRD20TJ153T
MAIN	R920		nsp	nsp	RES.	15K OHM 1/6W J CARBON CRD20TJ153T
MAIN	R921		nsp	nsp	RES.	100K OHM 1/6W J CARBON CRD20TJ104T
MAIN	R922		nsp	nsp	RES.	10K OHM 1/6W J CARBON CRD20TJ103T
MAIN	R923		nsp	nsp	RES.	33K OHM 1/6W J CARBON CRD20TJ333T
MAIN	R925		nsp	nsp	RES.	10K OHM 1/6W J CARBON CRD20TJ103T
MAIN	R926		nsp	nsp	RES.	10K OHM 1/6W J CARBON CRD20TJ103T
MAIN	R927		nsp	nsp	RES.	15K OHM 1/6W J CARBON CRD20TJ153T
MAIN	R928		nsp	nsp	RES.	27K OHM 1/6W J CARBON CRD20TJ273T
MAIN	R929		nsp	nsp	RES.	330 OHM 1/6W J CARBON CRD20TJ331T
MAIN	R930		nsp	nsp	RES.	4.7K OHM 1/6W J CARBON CRD20TJ472T
MAIN	R931		nsp	nsp	RES.	10K OHM 1/6W J CARBON CRD20TJ103T
MAIN	R932		nsp	nsp	RES.	10K OHM 1/6W J CARBON CRD20TJ103T
MAIN	R937		nsp	nsp	RES.	15K OHM 1/6W J CARBON CRD20TJ153T
MAIN	R938		nsp	nsp	RES.	33K OHM 1/6W J CARBON CRD20TJ333T
MAIN	R939		nsp	nsp	RES.	33K OHM 1/6W J CARBON CRD20TJ333T
MAIN	R941		nsp	nsp	RES.	68K OHM 1/4W J CARBON CRD25TJ683T
MAIN	R942		nsp	nsp	RES.	68K OHM 1/6W J CARBON CRD20TJ683T
MAIN	R943		nsp	nsp	RES.	68K OHM 1/6W J CARBON CRD20TJ683T
MAIN	R944		nsp	nsp	RES.	68K OHM 1/4W J CARBON CRD25TJ683T
MAIN	R945		nsp	nsp	RES.	68K OHM 1/6W J CARBON CRD20TJ683T
MAIN	R946		nsp	nsp	RES.	68K OHM 1/6W J CARBON CRD20TJ683T
MAIN	R947		nsp	nsp	RES.	68K OHM 1/4W J CARBON CRD25TJ683T
MAIN	R948		nsp	nsp	RES.	2.2K OHM 1/6W J CARBON CRD20TJ222T
MAIN	R949		nsp	nsp	RES.	10K OHM 1/6W J CARBON CRD20TJ103T
MAIN	R950		nsp	nsp	RES.	47K OHM 1/6W J CARBON CRD20TJ473T
MAIN	R951		nsp	nsp	RES.	22K OHM 1/6W J CARBON CRD20TJ223T
MAIN	R952		nsp	nsp	RES.	22K OHM 1/6W J CARBON CRD20TJ223T
MAIN	R953		nsp	nsp	RES.	22K OHM 1/6W J CARBON CRD20TJ223T
MAIN	R954		nsp	nsp	RES.	4.7K OHM 1/6W J CARBON CRD20TJ472T
MAIN	R955		nsp	nsp	RES.	4.7 OHM 1/6W J CARBON CRD20TJ4R7T
MAIN	R957		nsp	nsp	RES.	10K OHM 1/6W J CARBON CRD20TJ103T
MAIN	R958		nsp	nsp	RES.	4.7K OHM 1/6W J CARBON CRD20TJ472T
MAIN	R959		nsp	nsp	RES.	4.7 OHM 1/6W J CARBON CRD20TJ4R7T
MAIN	R960		nsp	nsp	RES.	1K OHM 1/6W J CARBON CRD20TJ102T

NOTE : "nsp" PART IS LISTED FOR REFERENCE ONLY, MARANTZ WILL NOT SUPPLY THESE PARTS.

P.W.B. NAME	POS. NO.	VERS. COLOR	PART NO. (FOR EUR)	PART NO. (MZ)	PART NAME	DESCRIPTION
MAIN	R961		nsp	nsp	RES.	330 OHM 1/6W J CARBON CRD20TJ331T
MAIN	R962		nsp	nsp	RES.	27K OHM 1/6W J CARBON CRD20TJ273T
MAIN	R963		nsp	nsp	CORD	SN95/PB5 0.6 C3A206
MAIN	R964		nsp	nsp	CORD	SN95/PB5 0.6 C3A206
MAIN	R970		nsp	nsp	RES.	10K OHM 1/6W J CARBON CRD20TJ103T
MAIN	R971		nsp	nsp	RES.	15K OHM 1/6W J CARBON CRD20TJ153T
MAIN	R972		nsp	nsp	RES.	4.7K OHM 1/6W J CARBON CRD20TJ472T
MAIN	R974		nsp	nsp	RES.	330 OHM 1/6W J CARBON CRD20TJ331T
MAIN	R975		nsp	nsp	RES.	330 OHM 1/6W J CARBON CRD20TJ331T
MAIN	R976		nsp	nsp	RES.	330 OHM 1/6W J CARBON CRD20TJ331T
MAIN	R977		nsp	nsp	RES.	330 OHM 1/6W J CARBON CRD20TJ331T
MAIN	R978		nsp	nsp	RES.	330 OHM 1/6W J CARBON CRD20TJ331T
MAIN	R979		nsp	nsp	RES.	39K OHM 1/6W J CARBON CRD20TJ393T
MAIN	R980		nsp	nsp	RES.	15K OHM 1/6W J CARBON CRD20TJ153T
MAIN	R981		nsp	nsp	RES.	56 OHM 1/4W J CARBON CRD25TJ560T
MAIN	R982		nsp	nsp	RES.	4.7 OHM 1/6W J CARBON CRD20TJ4R7T
MAIN	R984		nsp	nsp	RES.	4.7K OHM 1/6W J CARBON CRD20TJ472T
MAIN	R985		nsp	nsp	RES.	10K OHM 1/6W J CARBON CRD20TJ103T
MAIN	R990		nsp	nsp	RES.	10 OHM METAL OXIDE FILM CRG1ANJ100H
MAIN	R991		nsp	nsp	RES.	43K OHM 1/6W J CARBON CRD20TJ433T
MAIN	R992		nsp	nsp	RES.	43K OHM 1/6W J CARBON CRD20TJ433T
MAIN	R993		nsp	nsp	RES.	10 OHM METAL OXIDE FILM CRG1ANJ100H
MAIN	R994		nsp	nsp	RES.	10 OHM METAL OXIDE FILM CRG1ANJ100H
MAIN	R995		nsp	nsp	RES.	10 OHM METAL OXIDE FILM CRG1ANJ100H
MAIN	R996		nsp	nsp	RES.	10 OHM METAL OXIDE FILM CRG1ANJ100H
MAIN	R997		nsp	nsp	RES.	10 OHM METAL OXIDE FILM CRG1ANJ100H
MAIN	R999		nsp	nsp	RES.	10 OHM METAL OXIDE FILM CRG1ANJ100H
MAIN	▲RY94		00MLY10090010	00MLY10090010	RELAY	! SDT-S-109DMR HSL1D016ZE
MAIN	RY95		943682000800S	943682000800S	RELAY	G5PA-28-MC DC24V CSL3B014ZE
MAIN	RY96		00MLY20240510	00MLY20240510	RELAY	OSA-SS-224DM3 HSL4B017ZU
MAIN	RY97		943682000800S	943682000800S	RELAY	G5PA-28-MC DC24V CSL3B014ZE
MAIN	▲T902	F B	nsp	943101004470M	TRANSF.	! SUB TRANSF. SR5003/SR6003 F CLT5I011ZJ
MAIN	▲T902	/K1SG	nsp	943101004480M	TRANSF.	! SUB TRANSF. SR5003/SR6003 K CLT5I011ZH
MAIN	▲T902	/N1B	943101003820M	943101003820M	TRANSF.	! TRANSF. SUB SR5003 N CLT5I011ZE
MAIN	▲T902	/N1SG	943101003820M	943101003820M	TRANSF.	! TRANSF. SUB SR5003 N CLT5I011ZE
MAIN	▲T902	/U1B	nsp	943101003830M	TRANSF.	! TRANSF. SUB SR5003 U CLT5I011ZU
MAIN	TH91		90M-HP000090R	90M-HP000090R	VARISTOR	POSISTOR ASSY CRTSYPSX06850JD
PUSH SW PWB (CUP12091Z-4)						
P SW	▲C146	/K1SG	nsp	90M-DK100800R	CER. CAP.	! DKS471ME KCKDKS471ME
P SW	▲C146	/N1B	90M-DK100800R	90M-DK100800R	CER. CAP.	! DKS471ME KCKDKS471ME
P SW	▲C146	/N1SG	90M-DK100800R	90M-DK100800R	CER. CAP.	! DKS471ME KCKDKS471ME
P SW	CN19	/K1SG	nsp	nsp	CONN.	2P WAFER CJP02GA89ZY
P SW	CN19	/N1B	nsp	nsp	CONN.	2P WAFER CJP02GA89ZY
P SW	CN19	/N1SG	nsp	nsp	CONN.	2P WAFER CJP02GA89ZY
P SW	▲SW27	/K1SG	nsp	90M-SP001250R	SW	! JPP1197CSA64 KSH1A001ZV
P SW	▲SW27	/N1B	90M-SP001250R	90M-SP001250R	SW	! JPP1197CSA64 KSH1A001ZV
P SW	▲SW27	/N1SG	90M-SP001250R	90M-SP001250R	SW	! JPP1197CSA64 KSH1A001ZV
REGULATOR 1 PWB (CUP12085Z)						
REG 1	BN50		nsp	nsp	CORD	WIRE ASSY CWB1D903150BM
REG 1	BN95		nsp	nsp	CORD	7P WIRE ASSY 100MM CWB1E907100BM
REG 1	BN98		nsp	nsp	CORD	WIRE ASSY CWB1C903400BM
REG 1	BN99		nsp	nsp	CORD	5P WIRE ASSY 250MM CWB1E905250BM
REG 1	C923		nsp	00MOA47802520	ELECT CAP.	4700UF 25V CCEA1EH472E
REG 1	C924		nsp	00MOA33802520	ELECT CAP.	3300UF 25V CCEA1EH332E
REG 1	C925		nsp	nsp	CER. CAP.	0.1UF 50V ZF CCFT1H104ZF
REG 1	C926		nsp	nsp	CER. CAP.	0.1UF 50V ZF CCFT1H104ZF
REG 1	C927		nsp	00MOA10702520	ELECT CAP.	100UF 25V CCEA1EH101T
REG 1	C928		nsp	00MOA10702520	ELECT CAP.	100UF 25V CCEA1EH101T
REG 1	C929		nsp	nsp	CER. CAP.	0.1UF 50V ZF CCFT1H104ZF
REG 1	C930		nsp	nsp	CER. CAP.	0.1UF 50V ZF CCFT1H104ZF
REG 1	C941		nsp	00MOA47701620	ELECT CAP.	470UF 16V ZF CCEA1CH471T
REG 1	C942		nsp	nsp	CER. CAP.	0.1UF 50V ZF CCFT1H104ZF
REG 1	C943		nsp	00MOA10605020	ELECT CAP.	10UF 50V CCEA1HH100T
REG 1	C944		nsp	nsp	CER. CAP.	0.1UF 50V ZF CCFT1H104ZF
REG 1	C950	/U1B	nsp	nsp	CER. CAP.	0.1UF 50V ZF CCFT1H104ZF
REG 1	C951	/U1B	nsp	00MOA10605020	ELECT CAP.	10UF 50V CCEA1HH100T
REG 1	C952	/U1B	nsp	nsp	CER. CAP.	0.1UF 50V ZF CCFT1H104ZF

NOTE : "nsp" PART IS LISTED FOR REFERENCE ONLY, MARANTZ WILL NOT SUPPLY THESE PARTS.

P.W.B. NAME	POS. NO.	VERS. COLOR	PART NO. (FOR EUR)	PART NO. (MZ)	PART NAME	DESCRIPTION
REG 1	D914		nsp	90M-HD201730R	DIODE	1N4003 CVD1N4003ST
REG 1	D915		nsp	90M-HD201730R	DIODE	1N4003 CVD1N4003ST
REG 1	IC91		90M-HC300650R	90M-HC300650R	IC	L7812CP HVIL7812CP
REG 1	IC92		90M-HC300660R	90M-HC300660R	IC	L7912CP HVIL7912CP
REG 1	IC95		90M-HC300790R	90M-HC300790R	IC	KIA78R05PI HVIKIA78R05PI
REG 1	IC97	/U1B	nsp	90M-HC301010R	IC	KIA278R00PI CVIKIA278R00PI
REG 1	J112		nsp	nsp	CORD	SN95/PB5 0.6 C3A206
REG 1	J121		nsp	nsp	CORD	SN95/PB5 0.6 C3A206
REG 1	J901		nsp	nsp	CORD	SN95/PB5 0.6 C3A206
REG 1	J905		nsp	nsp	CORD	SN95/PB5 0.6 C3A206
REG 1	J910		nsp	nsp	CORD	SN95/PB5 0.6 C3A206
REG 1	J911		nsp	nsp	CORD	SN95/PB5 0.6 C3A206
REG 1	J912		nsp	nsp	CORD	SN95/PB5 0.6 C3A206
REG 1	J913		nsp	nsp	CORD	SN95/PB5 0.6 C3A206
REG 1	J914		nsp	nsp	CORD	SN95/PB5 0.6 C3A206
REG 1	J915		nsp	nsp	CORD	SN95/PB5 0.6 C3A206
REG 1	J916		nsp	nsp	CORD	SN95/PB5 0.6 C3A206
REG 1	J917		nsp	nsp	CORD	SN95/PB5 0.6 C3A206
REG 1	J918		nsp	nsp	CORD	SN95/PB5 0.6 C3A206
REG 1	J919		nsp	nsp	CORD	SN95/PB5 0.6 C3A206
REG 1	J945		nsp	nsp	CORD	SN95/PB5 0.6 C3A206
REG 1	J980		nsp	nsp	CORD	SN95/PB5 0.6 C3A206
REG 1	R912		nsp	nsp	RES.	15K OHM 1/6W J CARBON CRD20TJ153T
REG 1	R913		nsp	nsp	RES.	15K OHM 1/6W J CARBON CRD20TJ153T
REG 1	R914		nsp	nsp	RES.	1K OHM 1/4W J CARBON CRD25TJ102T
REG 1	R915		nsp	nsp	RES.	1K OHM 1/4W J CARBON CRD25TJ102T
REG 1	R918		nsp	nsp	RES.	100K OHM 1/4W J CARBON CRD25TJ104T
REG 1	R960		nsp	nsp	RES.	10 OHM 1/6W J CARBON CRD20TJ100T
REG 1	R961	/U1B	nsp	nsp	RES.	1.8K OHM 1/6W J CARBON CRD20TJ182T
REG 1	R962	/U1B	nsp	nsp	RES.	470 OHM 1/6W J CARBON CRD20TJ471T
					REGULATOR 2 PWB (CUP12085Z)	
REG 2	BK90		nsp	nsp	BRACKET	BRACKET PWB CMD1A387
REG 2	BN97		nsp	nsp	CORD	WIRE ASSY CWB1E907150BM
REG 2	C931		943134003840S	943134003840S	ELECT CAP.	10000UF 16V KR3 CCEA1CH103EZ
REG 2	C932		943134003840S	943134003840S	ELECT CAP.	10000UF 16V KR3 CCEA1CH103EZ
REG 2	C934		nsp	nsp	CER. CAP.	0.1UF 50V ZF CCFT1H104ZF
REG 2	C935		nsp	00MOA10605020	ELECT CAP.	10UF 50V CCEA1HH100T
REG 2	C936		nsp	nsp	CER. CAP.	0.1UF 50V ZF CCFT1H104ZF
REG 2	C938		nsp	nsp	CER. CAP.	0.1UF 50V ZF CCFT1H104ZF
REG 2	C939		nsp	00MOA10605020	ELECT CAP.	10UF 50V CCEA1HH100T
REG 2	C940		nsp	nsp	CER. CAP.	0.1UF 50V ZF CCFT1H104ZF
REG 2	CN15		nsp	nsp	CONN.	5P WAFER YMW025-05R 00906-0014 CJP05GA01ZY
REG 2	CN65		nsp	nsp	CONN.	5P WAFER YMW025-05R 00906-0014 CJP05GA01ZY
REG 2	IC93		90M-HC300990R	90M-HC300990R	IC	KIA578R05PI TO-220IS CVIKIA578R05PI
REG 2	IC94		90M-HC300990R	90M-HC300990R	IC	KIA578R05PI TO-220IS CVIKIA578R05PI
REG 2	J930		nsp	nsp	CORD	SN95/PB5 0.6 C3A206
REG 2	J931		nsp	nsp	CORD	SN95/PB5 0.6 C3A206
REG 2	J932		nsp	nsp	CORD	SN95/PB5 0.6 C3A206
REG 2	J933		nsp	nsp	CORD	SN95/PB5 0.6 C3A206
REG 2	J934		nsp	nsp	CORD	SN95/PB5 0.6 C3A206
REG 2	J935		nsp	nsp	CORD	SN95/PB5 0.6 C3A206
REG 2	J936		nsp	nsp	CORD	SN95/PB5 0.6 C3A206
REG 2	R916		nsp	nsp	RES.	100K OHM 1/4W J CARBON CRD25TJ104T
REG 2	R917		nsp	nsp	RES.	100K OHM 1/4W J CARBON CRD25TJ104T
					TR BIAS PWB (CUP12085Z)	
TR BIAS	C960		nsp	00MOA10605020	ELECT CAP.	10UF 50V CCEA1HH100T
TR BIAS	C961		nsp	00MOA10605020	ELECT CAP.	10UF 50V CCEA1HH100T
TR BIAS	C962		nsp	00MOA10605020	ELECT CAP.	10UF 50V CCEA1HH100T
TR BIAS	C963		nsp	00MOA10605020	ELECT CAP.	10UF 50V CCEA1HH100T
TR BIAS	C964		nsp	00MOA10605020	ELECT CAP.	10UF 50V CCEA1HH100T
TR BIAS	C965		nsp	00MOA10605020	ELECT CAP.	10UF 50V CCEA1HH100T
TR BIAS	C966		nsp	00MOA10605020	ELECT CAP.	10UF 50V CCEA1HH100T
TR BIAS	CN80		nsp	nsp	CONN.	2P STRAIGHT YMW025-02R CJP02GA01ZY
TR BIAS	CN81		nsp	nsp	CONN.	2P STRAIGHT YMW025-02R CJP02GA01ZY
TR BIAS	CN82		nsp	nsp	CONN.	2P STRAIGHT YMW025-02R CJP02GA01ZY
TR BIAS	CN83		nsp	nsp	CONN.	2P STRAIGHT YMW025-02R CJP02GA01ZY
TR BIAS	CN84		nsp	nsp	CONN.	2P STRAIGHT YMW025-02R CJP02GA01ZY

NOTE : *nsp* PART IS LISTED FOR REFERENCE ONLY, MARANTZ WILL NOT SUPPLY THESE PARTS.

P.W.B. NAME	POS. NO.	VERS. COLOR	PART NO. (FOR EUR)	PART NO. (MZ)	PART NAME	DESCRIPTION
TR BIAS	CN85		nsp	nsp	CONN.	2P STRAIGHT YMW025-02R CJP02GA01ZY
TR BIAS	CN86		nsp	nsp	CONN.	2P STRAIGHT YMW025-02R CJP02GA01ZY
TR BIAS	Q903		90M-HT800120R	90M-HT800120R	TRS.	KTC3114A HVTKTC3114A
TR BIAS	Q904		90M-HT800120R	90M-HT800120R	TRS.	KTC3114A HVTKTC3114A
TR BIAS	Q905		90M-HT800120R	90M-HT800120R	TRS.	KTC3114A HVTKTC3114A
TR BIAS	Q906		90M-HT800120R	90M-HT800120R	TRS.	KTC3114A HVTKTC3114A
TR BIAS	Q907		90M-HT800120R	90M-HT800120R	TRS.	KTC3114A HVTKTC3114A
TR BIAS	Q908		90M-HT800120R	90M-HT800120R	TRS.	KTC3114A HVTKTC3114A
TR BIAS	Q909		90M-HT800120R	90M-HT800120R	TRS.	KTC3114A HVTKTC3114A
TR BIAS	R928		nsp	nsp	RES.	1.2K OHM 1/6W J CARBON CRD20TJ122T
TR BIAS	R930		nsp	nsp	RES.	330 OHM 1/6W J CARBON CRD20TJ331T
TR BIAS	R931		nsp	nsp	RES.	1.2K OHM 1/6W J CARBON CRD20TJ122T
TR BIAS	R933		nsp	nsp	RES.	330 OHM 1/6W J CARBON CRD20TJ331T
TR BIAS	R934		nsp	nsp	RES.	1.2K OHM 1/6W J CARBON CRD20TJ122T
TR BIAS	R936		nsp	nsp	RES.	330 OHM 1/6W J CARBON CRD20TJ331T
TR BIAS	R937		nsp	nsp	RES.	1.2K OHM 1/6W J CARBON CRD20TJ122T
TR BIAS	R939		nsp	nsp	RES.	330 OHM 1/6W J CARBON CRD20TJ331T
TR BIAS	R940		nsp	nsp	RES.	1.2K OHM 1/6W J CARBON CRD20TJ122T
TR BIAS	R942		nsp	nsp	RES.	330 OHM 1/6W J CARBON CRD20TJ331T
TR BIAS	R943		nsp	nsp	RES.	1.2K OHM 1/6W J CARBON CRD20TJ122T
TR BIAS	R945		nsp	nsp	RES.	330 OHM 1/6W J CARBON CRD20TJ331T
TR BIAS	R970		nsp	nsp	RES.	1.2K OHM 1/6W J CARBON CRD20TJ122T
TR BIAS	R972		nsp	nsp	RES.	330 OHM 1/6W J CARBON CRD20TJ331T
TR BIAS	VR92		90M-RA001100R	90M-RA001100R	TRIM. RES.	220 OHM CVN1RA221B02T
TR BIAS	VR93		90M-RA001100R	90M-RA001100R	TRIM. RES.	220 OHM CVN1RA221B02T
TR BIAS	VR94		90M-RA001100R	90M-RA001100R	TRIM. RES.	220 OHM CVN1RA221B02T
TR BIAS	VR95		90M-RA001100R	90M-RA001100R	TRIM. RES.	220 OHM CVN1RA221B02T
TR BIAS	VR96		90M-RA001100R	90M-RA001100R	TRIM. RES.	220 OHM CVN1RA221B02T
TR BIAS	VR97		90M-RA001100R	90M-RA001100R	TRIM. RES.	220 OHM CVN1RA221B02T
TR BIAS	VR98		90M-RA001100R	90M-RA001100R	TRIM. RES.	220 OHM CVN1RA221B02T
					TRANSF. 1 PWB (CUP12085Z)	
TRANSF 1	BN14		nsp	nsp	CORD	7P WIRE ASSY 150MM CWB1D907150BM
TRANSF 1	BN65		nsp	nsp	CORD	5P WIRE ASSY 250MM CWB1E905250BM
TRANSF 1	C910		nsp	nsp	FILM CAP.	0.01UF 100V J HCQ11H103JZT
TRANSF 1	C911		nsp	nsp	FILM CAP.	0.01UF 100V J HCQ11H103JZT
TRANSF 1	C912		nsp	nsp	FILM CAP.	0.01UF 100V J HCQ11H103JZT
TRANSF 1	C913		nsp	nsp	FILM CAP.	0.01UF 100V J HCQ11H103JZT
TRANSF 1	C914		nsp	nsp	FILM CAP.	0.01UF 100V J HCQ11H103JZT
TRANSF 1	C915		nsp	nsp	CER. CAP.	0.1UF 50V ZF CCF11H104ZF
TRANSF 1	C916		nsp	nsp	FILM CAP.	0.01UF 100V J HCQ11H103JZT
TRANSF 1	C917		nsp	00MOA10706320	ELECT CAP.	100UF 63V CCEA1JH101E
TRANSF 1	C918		nsp	nsp	FILM CAP.	0.01UF 100V J HCQ11H103JZT
TRANSF 1	C919		nsp	00MOA47605020	ELECT CAP.	47UF 50V CCEA1HH470T
TRANSF 1	C920		nsp	00MOA47605020	ELECT CAP.	47UF 50V CCEA1HH470T
TRANSF 1	C921		nsp	nsp	FILM CAP.	0.01UF 100V J HCQ11H103JZT
TRANSF 1	C922		nsp	00MOA47602520	ELECT CAP.	47UF 25V CCEA1EH470T
TRANSF 1	CN25		nsp	nsp	CONN.	5P WAFER YMW025-05R 00906-0014 CJP05GA01ZY
TRANSF 1	CN50		nsp	nsp	CONN.	3P STRAIGHT YMW025-03R CJP03GA01ZY
TRANSF 1	CN91		nsp	nsp	CONN.	3P STRAIGHT YMW025-03R CJP03GA01ZY
TRANSF 1	CN95		nsp	nsp	CONN.	7P STRAIGHT 00906-0017 CJP07GA01ZY
TRANSF 1	D903		nsp	90M-HD201750R	DIODE	1N4003 CVD1N4003SRT
TRANSF 1	D904		nsp	90M-HD201750R	DIODE	1N4003 CVD1N4003SRT
TRANSF 1	D905		nsp	90M-HD201750R	DIODE	1N4003 CVD1N4003SRT
TRANSF 1	D906		nsp	90M-HD201750R	DIODE	1N4003 CVD1N4003SRT
TRANSF 1	D909		90M-HD302360R	90M-HD302360R	ZENER DIODE	ZJ6.8B 1/2W CVDZJ6.8BT
TRANSF 1	D910		90M-HD302310R	90M-HD302310R	ZENER DIODE	27V 1/2W HVDMTZJ27BT
TRANSF 1	D911		90M-HD302360R	90M-HD302360R	ZENER DIODE	ZJ6.8B 1/2W CVDZJ6.8BT
TRANSF 1	D913		nsp	90M-HD201750R	DIODE	1N4003 CVD1N4003SRT
TRANSF 1	▲F910		90M-FS001450R	90M-FS001450R	FUSE	! T 5A 250V LITTLE FUSE 382 KBA2D5000A2EYT
TRANSF 1	F911		nsp	nsp	CORD	SN95/PB5 0.6 C3A206
TRANSF 1	J902		nsp	nsp	CORD	SN95/PB5 0.6 C3A206
TRANSF 1	J964		nsp	nsp	CORD	SN95/PB5 0.6 C3A206
TRANSF 1	J965		nsp	nsp	CORD	SN95/PB5 0.6 C3A206
TRANSF 1	J985		nsp	nsp	CORD	SN95/PB5 0.6 C3A206
TRANSF 1	▲Q901		90M-HT800040R	90M-HT800040R	TRS.	! KSC2316Y HVTKSC2316YT
TRANSF 1	▲R902		90M-NH000080R	90M-NH000080R	FUSE RES.	! 0.47 OHM 1W J CRQ1AJR47H
TRANSF 1	▲R903		90M-NH000080R	90M-NH000080R	FUSE RES.	! 0.47 OHM 1W J CRQ1AJR47H

NOTE : "nsp" PART IS LISTED FOR REFERENCE ONLY, MARANTZ WILL NOT SUPPLY THESE PARTS.

P.W.B. NAME	POS. NO.	VERS. COLOR	PART NO. (FOR EUR)	PART NO. (MZ)	PART NAME	DESCRIPTION	
TRANSF 1	R906		nsp	nsp	RES.	3.3 OHM 1/4W CARBON	CRD25FJ3R3T
TRANSF 1	R907		nsp	nsp	RES.	4.7 OHM 1/6W J CARBON	CRD20TJ4R7T
TRANSF 1	R908		nsp	nsp	RES.	10 OHM 1/6W J CARBON	CRD20TJ100T
TRANSF 1	R909		nsp	nsp	RES.	4.7 OHM 1/6W J CARBON	CRD20TJ4R7T
TRANSF 1	R910		nsp	nsp	RES.	1.2K OHM 1/6W J CARBON	CRD20TJ122T
TRANSF 1	R911		nsp	nsp	RES.	47K OHM 1/6W J CARBON	CRD20TJ473T
					TRANSF. 2 PWB (CUP12085Z)		
TRANSF 2	C901		nsp	nsp	FILM CAP.	0.12UF 100V J	HCQ1H124JZT
TRANSF 2	C902		nsp	nsp	FILM CAP.	0.022UF 100V J	HCQ1H223JZT
TRANSF 2	C903		nsp	nsp	FILM CAP.	0.022UF 100V J	HCQ1H223JZT
TRANSF 2	C904		nsp	nsp	FILM CAP.	0.12UF 100V J	HCQ1H124JZT
TRANSF 2	C905		nsp	nsp	FILM CAP.	0.12UF 100V J	HCQ1H124JZT
TRANSF 2	C906		nsp	nsp	FILM CAP.	0.022UF 100V J	HCQ1H223JZT
TRANSF 2	C907		nsp	nsp	FILM CAP.	0.022UF 100V J	HCQ1H223JZT
TRANSF 2	C908		nsp	nsp	FILM CAP.	0.047UF 100V J	HCQ1H473JZT
TRANSF 2	C909		nsp	nsp	FILM CAP.	0.047UF 100V J	HCQ1H473JZT
TRANSF 2	CN20		nsp	nsp	CONN.	3P WAFER	CJP03GA90ZY
TRANSF 2	CN93		nsp	nsp	CONN.	3P STRAIGHT YMW025-03R	CJP03GA01ZY
TRANSF 2	D902		nsp	90M-HD201730R	DIODE	1N4003	CVD1N4003ST
TRANSF 2	J861		nsp	nsp	CORD	SN95/PB5 0.6	C3A206
TRANSF 2	J862		nsp	nsp	CORD	SN95/PB5 0.6	C3A206
TRANSF 2	J967		nsp	nsp	CORD	SN95/PB5 0.6	C3A206
TRANSF 2	R901		nsp	nsp	RES.	4.7 OHM 1/6W J CARBON	CRD20TJ4R7T
TRANSF 2	R950		nsp	nsp	RES.	4.7 OHM 1/6W J CARBON	CRD20TJ4R7T
TRANSF 2	▲RL91		90M-LY000440R	90M-LY000440R	RELAY	! GB-2C-D24P	CSL4B019ZU
					VIDEO PWB (CUP12090Z)		
VIDEO	BN95		nsp	nsp	CORD	11P WIRE ASSY 200MM	CWB1E911200BM
VIDEO	C101		nsp	00MOA10505020	ELECT CAP.	1UF 50V	CCEA1HH1R0T
VIDEO	C102		nsp	00MOA10505020	ELECT CAP.	1UF 50V	CCEA1HH1R0T
VIDEO	C103		nsp	00MOA10505020	ELECT CAP.	1UF 50V	CCEA1HH1R0T
VIDEO	C107		nsp	00MOA10505020	ELECT CAP.	1UF 50V	CCEA1HH1R0T
VIDEO	C108		nsp	00MOA10505020	ELECT CAP.	1UF 50V	CCEA1HH1R0T
VIDEO	C109		nsp	00MOA10505020	ELECT CAP.	1UF 50V	CCEA1HH1R0T
VIDEO	C113		nsp	00MOA10505020	ELECT CAP.	1UF 50V	CCEA1HH1R0T
VIDEO	C114		nsp	00MOA10505020	ELECT CAP.	1UF 50V	CCEA1HH1R0T
VIDEO	C115		nsp	00MOA10505020	ELECT CAP.	1UF 50V	CCEA1HH1R0T
VIDEO	C119		nsp	00MDD95470300	CER. CAP.	47PF 50V JA	CCUS1H470JA
VIDEO	C120		nsp	00MDD95470300	CER. CAP.	47PF 50V JA	CCUS1H470JA
VIDEO	C121		nsp	00MDD95470300	CER. CAP.	47PF 50V JA	CCUS1H470JA
VIDEO	C122		nsp	00MOA10505020	ELECT CAP.	1UF 50V	CCEA1HH1R0T
VIDEO	C123		nsp	00MOA10505020	ELECT CAP.	1UF 50V	CCEA1HH1R0T
VIDEO	C124		nsp	00MOA10505020	ELECT CAP.	1UF 50V	CCEA1HH1R0T
VIDEO	C128		nsp	00MDK96104300	CER. CAP.	0.1UF 50V K	CCUS1H104KC
VIDEO	C129		nsp	00MOA47701020	ELECT CAP.	470UF 10V	CCEA1AH471T
VIDEO	C130		nsp	00MOA47701020	ELECT CAP.	470UF 10V	CCEA1AH471T
VIDEO	C131		nsp	00MDD95680300	CER. CAP.	68PF 50V JA	CCUS1H680JA
VIDEO	C132		nsp	00MDD95680300	CER. CAP.	68PF 50V JA	CCUS1H680JA
VIDEO	C133		nsp	00MDD95680300	CER. CAP.	68PF 50V JA	CCUS1H680JA
VIDEO	C134		nsp	00MOA10505020	ELECT CAP.	1UF 50V	CCEA1HH1R0T
VIDEO	C135		nsp	00MOA10505020	ELECT CAP.	1UF 50V	CCEA1HH1R0T
VIDEO	C136		nsp	00MOA10505020	ELECT CAP.	1UF 50V	CCEA1HH1R0T
VIDEO	C137		nsp	00MOA10505020	ELECT CAP.	1UF 50V	CCEA1HH1R0T
VIDEO	C138		nsp	00MOA10505020	ELECT CAP.	1UF 50V	CCEA1HH1R0T
VIDEO	C139		nsp	00MOA10505020	ELECT CAP.	1UF 50V	CCEA1HH1R0T
VIDEO	C140		nsp	00MOA10505020	ELECT CAP.	1UF 50V	CCEA1HH1R0T
VIDEO	C141		nsp	00MOA47701020	ELECT CAP.	470UF 10V	CCEA1AH471T
VIDEO	C142		nsp	00MDD95330300	CER. CAP.	33PF 50V JA	CCUS1H330JA
VIDEO	C143		nsp	00MOA10505020	ELECT CAP.	1UF 50V	CCEA1HH1R0T
VIDEO	C144		nsp	00MOA47701020	ELECT CAP.	470UF 10V	CCEA1AH471T
VIDEO	C145		nsp	00MDD95270300	CER. CAP.	27PF 50V JA	CCUS1H270JA
VIDEO	C146		nsp	00MOA10505020	ELECT CAP.	1UF 50V	CCEA1HH1R0T
VIDEO	C147		nsp	00MOA47701020	ELECT CAP.	470UF 10V	CCEA1AH471T
VIDEO	C148		nsp	00MDD95270300	CER. CAP.	27PF 50V JA	CCUS1H270JA
VIDEO	C149		nsp	00MOA47701020	ELECT CAP.	470UF 10V	CCEA1AH471T
VIDEO	C150		nsp	00MDD95270300	CER. CAP.	27PF 50V JA	CCUS1H270JA
VIDEO	C151		nsp	00MOA47701020	ELECT CAP.	470UF 10V	CCEA1AH471T
VIDEO	C152		nsp	00MDD95270300	CER. CAP.	27PF 50V JA	CCUS1H270JA

NOTE : *nsp* PART IS LISTED FOR REFERENCE ONLY, MARANTZ WILL NOT SUPPLY THESE PARTS.

P.W.B. NAME	POS. NO.	VERS. COLOR	PART NO. (FOR EUR)	PART NO. (MZ)	PART NAME	DESCRIPTION
VIDEO	C153		nsp	00MOA47701020	ELECT CAP.	470UF 10V CCEA1AH471T
VIDEO	C154		nsp	00MDD95270300	CER. CAP.	27PF 50V JA CCUS1H270JA
VIDEO	C155		nsp	00MDK96104300	CER. CAP.	0.1UF 50V K CCUS1H104KC
VIDEO	C156		nsp	00MDK96104300	CER. CAP.	0.1UF 50V K CCUS1H104KC
VIDEO	C157		nsp	00MDK96104300	CER. CAP.	0.1UF 50V K CCUS1H104KC
VIDEO	C158		nsp	00MOA47602520	ELECT CAP.	47UF 25V CCEA1EH470T
VIDEO	C159		nsp	00MDK96103300	CER. CAP.	0.01UF 50V KC CCUS1H103KC
VIDEO	C160		nsp	00MOA47601640	ELECT CAP.	47UF 16V CCEA1CH470T
VIDEO	C161		nsp	00MOA10605020	ELECT CAP.	10UF 50V CCEA1HH100T
VIDEO	C162		nsp	00MDK96103300	CER. CAP.	0.01UF 50V KC CCUS1H103KC
VIDEO	C163		nsp	00MOA47601640	ELECT CAP.	47UF 16V CCEA1CH470T
VIDEO	C164		nsp	00MDK96103300	CER. CAP.	0.01UF 50V KC CCUS1H103KC
VIDEO	C165		nsp	00MOA10701620	ELECT CAP.	100UF 16V CCEA1CH101T
VIDEO	C166		nsp	00MDK96103300	CER. CAP.	0.01UF 50V KC CCUS1H103KC
VIDEO	C167		nsp	00MOA10701620	ELECT CAP.	100UF 16V CCEA1CH101T
VIDEO	C168		nsp	00MOA47602520	ELECT CAP.	47UF 25V CCEA1EH470T
VIDEO	C169		nsp	00MDK96103300	CER. CAP.	0.01UF 50V KC CCUS1H103KC
VIDEO	C170		nsp	00MDK96103300	CER. CAP.	0.01UF 50V KC CCUS1H103KC
VIDEO	C171		nsp	00MOA47602520	ELECT CAP.	47UF 25V CCEA1EH470T
VIDEO	C172		nsp	00MDK96103300	CER. CAP.	0.01UF 50V KC CCUS1H103KC
VIDEO	C173		nsp	00MOA47602520	ELECT CAP.	47UF 25V CCEA1EH470T
VIDEO	C174		nsp	00MDK96104300	CER. CAP.	0.1UF 50V K CCUS1H104KC
VIDEO	C175		nsp	00MOA10701620	ELECT CAP.	100UF 16V CCEA1CH101T
VIDEO	C176		nsp	00MDK96104300	CER. CAP.	0.1UF 50V K CCUS1H104KC
VIDEO	C177		nsp	00MOA10701620	ELECT CAP.	100UF 16V CCEA1CH101T
VIDEO	C178		nsp	00MDK96104300	CER. CAP.	0.1UF 50V K CCUS1H104KC
VIDEO	C179		nsp	00MOA10701620	ELECT CAP.	100UF 16V CCEA1CH101T
VIDEO	C180		nsp	00MDK96104300	CER. CAP.	0.1UF 50V K CCUS1H104KC
VIDEO	C181		nsp	00MOA10701620	ELECT CAP.	100UF 16V CCEA1CH101T
VIDEO	C182		nsp	00MOA10701620	ELECT CAP.	100UF 16V CCEA1CH101T
VIDEO	C183		nsp	00MDK96103300	CER. CAP.	0.01UF 50V KC CCUS1H103KC
VIDEO	C184		nsp	00MDK96102300	CER. CAP.	1000PF 50V KC CCUS1H102KC
VIDEO	C185		nsp	00MDK96103300	CER. CAP.	0.01UF 50V KC CCUS1H103KC
VIDEO	C186		nsp	00MDK96102300	CER. CAP.	1000PF 50V KC CCUS1H102KC
VIDEO	C187		nsp	00MDK96103300	CER. CAP.	0.01UF 50V KC CCUS1H103KC
VIDEO	C189		nsp	00MOA22701020	ELECT CAP.	220UF 10V CCEA1AH221T
VIDEO	C190		nsp	00MOA22605020	ELECT CAP.	22UF 50V CCEA1HH220T
VIDEO	C191		nsp	00MOA10701620	ELECT CAP.	100UF 16V CCEA1CH101T
VIDEO	C192		nsp	00MDK96104300	CER. CAP.	0.1UF 50V K CCUS1H104KC
VIDEO	C194		nsp	00MOA22701020	ELECT CAP.	220UF 10V CCEA1AH221T
VIDEO	C195		nsp	00MOA22605020	ELECT CAP.	22UF 50V CCEA1HH220T
VIDEO	C196		nsp	00MDK96104300	CER. CAP.	0.1UF 50V K CCUS1H104KC
VIDEO	C198		nsp	00MOA10701620	ELECT CAP.	100UF 16V CCEA1CH101T
VIDEO	C199		nsp	00MDK96104300	CER. CAP.	0.1UF 50V K CCUS1H104KC
VIDEO	C200		nsp	00MOA22701020	ELECT CAP.	220UF 10V CCEA1AH221T
VIDEO	C201		nsp	00MOA22605020	ELECT CAP.	22UF 50V CCEA1HH220T
VIDEO	C203		nsp	00MOA22701020	ELECT CAP.	220UF 10V CCEA1AH221T
VIDEO	C204		nsp	00MOA22701020	ELECT CAP.	220UF 10V CCEA1AH221T
VIDEO	C205		nsp	00MOA22605020	ELECT CAP.	22UF 50V CCEA1HH220T
VIDEO	C206		nsp	00MOA10701620	ELECT CAP.	100UF 16V CCEA1CH101T
VIDEO	C207		nsp	00MDK96104300	CER. CAP.	0.1UF 50V K CCUS1H104KC
VIDEO	C208		nsp	00MDD95470300	CER. CAP.	47PF 50V JA CCUS1H470JA
VIDEO	C209		nsp	00MOA10605020	ELECT CAP.	10UF 50V CCEA1HH100T
VIDEO	C210		nsp	00MOA10605020	ELECT CAP.	10UF 50V CCEA1HH100T
VIDEO	C211		nsp	00MOA10605020	ELECT CAP.	10UF 50V CCEA1HH100T
VIDEO	C212		nsp	00MOA10605020	ELECT CAP.	10UF 50V CCEA1HH100T
VIDEO	C213		nsp	00MOA10605020	ELECT CAP.	10UF 50V CCEA1HH100T
VIDEO	C214		nsp	00MOA10701620	ELECT CAP.	100UF 16V CCEA1CH101T
VIDEO	C215		nsp	00MDK96103300	CER. CAP.	0.01UF 50V KC CCUS1H103KC
VIDEO	C216		nsp	00MOA47505020	ELECT CAP.	4.7UF 50V CCEA1HH4R7T
VIDEO	C218		nsp	00MOA10605020	ELECT CAP.	10UF 50V CCEA1HH100T
VIDEO	C219		nsp	00MDK96122300	CER. CAP.	1200PF 50V KC CCUS1H122KC
VIDEO	C220		nsp	00MDD95221300	CER. CAP.	220PF 50V JA CCUS1H221JA
VIDEO	C221		nsp	00MDK96102300	CER. CAP.	1000PF 50V KC CCUS1H102KC
VIDEO	C222		nsp	00MDK96103300	CER. CAP.	0.01UF 50V KC CCUS1H103KC
VIDEO	C223		nsp	00MOA10505020	ELECT CAP.	1UF 50V CCEA1HH1R0T
VIDEO	C224		nsp	00MOA10505020	ELECT CAP.	1UF 50V CCEA1HH1R0T

NOTE : "nsp" PART IS LISTED FOR REFERENCE ONLY, MARANTZ WILL NOT SUPPLY THESE PARTS.

P.W.B. NAME	POS. NO.	VERS. COLOR	PART NO. (FOR EUR)	PART NO. (MZ)	PART NAME	DESCRIPTION	
VIDEO	C225		nsp	00MOA10605020	ELECT CAP.	10UF 50V	CCEA1HH100T
VIDEO	C226		nsp	00MDK96103300	CER. CAP.	0.01UF 50V KC	CCUS1H103KC
VIDEO	C227		nsp	00MOA10701620	ELECT CAP.	100UF 16V	CCEA1CH101T
VIDEO	C228		nsp	00MDD95220300	CER. CAP.	22PF 50V JA	CCUS1H220JA
VIDEO	C229		nsp	00MDD91100300	CER. CAP.	10PF 50V JA	CCUS1H100JA
VIDEO	C230		nsp	00MDD95220300	CER. CAP.	22PF 50V JA	CCUS1H220JA
VIDEO	C231		nsp	00MDD95300300	CER. CAP.	30PF JA 1608	CCUS1H300JA
VIDEO	C232	F B	nsp	00MDD95300300	CER. CAP.	30PF JA 1608	CCUS1H300JA
VIDEO	C232	/K1SG	nsp	00MDD95270300	CER. CAP.	27PF 50V JA	CCUS1H270JA
VIDEO	C232	/N1B	nsp	00MDD95270300	CER. CAP.	27PF 50V JA	CCUS1H270JA
VIDEO	C232	/N1SG	nsp	00MDD95270300	CER. CAP.	27PF 50V JA	CCUS1H270JA
VIDEO	C232	/U1B	nsp	00MDD95300300	CER. CAP.	30PF JA 1608	CCUS1H300JA
VIDEO	C233		nsp	00MDK96103300	CER. CAP.	0.01UF 50V KC	CCUS1H103KC
VIDEO	C234		nsp	00MDD95470300	CER. CAP.	47PF 50V JA	CCUS1H470JA
VIDEO	C235		nsp	00MDD95470300	CER. CAP.	47PF 50V JA	CCUS1H470JA
VIDEO	C236		nsp	00MOA10605020	ELECT CAP.	10UF 50V	CCEA1HH100T
VIDEO	C237		nsp	00MDK96103300	CER. CAP.	0.01UF 50V KC	CCUS1H103KC
VIDEO	C238		nsp	00MDK96103300	CER. CAP.	0.01UF 50V KC	CCUS1H103KC
VIDEO	C239		nsp	00MOA10701620	ELECT CAP.	100UF 16V	CCEA1CH101T
VIDEO	C243		nsp	00MDK96104300	CER. CAP.	0.1UF 50V K	CCUS1H104KC
VIDEO	C244		nsp	00MDK96104300	CER. CAP.	0.1UF 50V K	CCUS1H104KC
VIDEO	C245		nsp	00MOA10701620	ELECT CAP.	100UF 16V	CCEA1CH101T
VIDEO	C246		nsp	00MDK96103300	CER. CAP.	0.01UF 50V KC	CCUS1H103KC
VIDEO	C247		nsp	00MOA10605020	ELECT CAP.	10UF 50V	CCEA1HH100T
VIDEO	C248		nsp	00MOA10605020	ELECT CAP.	10UF 50V	CCEA1HH100T
VIDEO	C249		nsp	00MOA10605020	ELECT CAP.	10UF 50V	CCEA1HH100T
VIDEO	C250		nsp	00MOA10605020	ELECT CAP.	10UF 50V	CCEA1HH100T
VIDEO	C251		nsp	00MOA10605020	ELECT CAP.	10UF 50V	CCEA1HH100T
VIDEO	C252		nsp	00MDK96103300	CER. CAP.	0.01UF 50V KC	CCUS1H103KC
VIDEO	C253		nsp	00MOA10701620	ELECT CAP.	100UF 16V	CCEA1CH101T
VIDEO	C254		nsp	00MDK96103300	CER. CAP.	0.01UF 50V KC	CCUS1H103KC
VIDEO	C255		nsp	00MOA10701620	ELECT CAP.	100UF 16V	CCEA1CH101T
VIDEO	C256		nsp	00MDK96103300	CER. CAP.	0.01UF 50V KC	CCUS1H103KC
VIDEO	C257		nsp	00MDK96103300	CER. CAP.	0.01UF 50V KC	CCUS1H103KC
VIDEO	C259		nsp	00MOA10605020	ELECT CAP.	10UF 50V	CCEA1HH100T
VIDEO	C260		nsp	00MOA10701620	ELECT CAP.	100UF 16V	CCEA1CH101T
VIDEO	C261		nsp	00MDK96104300	CER. CAP.	0.1UF 50V K	CCUS1H104KC
VIDEO	CN20		nsp	nsp	CONN.	5P WAFER YMW025-05R 00906-0014	CJP05GA01ZY
VIDEO	CN21		nsp	nsp	CONN.	11P WAFER FFC FCZ100E-11SSK	CJP11GA11ZY
VIDEO	CN22		nsp	nsp	CONN.	11P WAFER FFC FCZ100E-11SSK	CJP11GA11ZY
VIDEO	CN41		nsp	nsp	CONN.	5P STRAIGHT 20017WS-05	CJP05GA19ZY
VIDEO	CN42		nsp	nsp	CONN.	5P STRAIGHT 20017WS-05	CJP05GA19ZY
VIDEO	CN43		nsp	nsp	CONN.	9P WAFER FFC 12511HS-09	CJP09GA115ZY
VIDEO	D101		00MHZ21303210	00MHZ21303210	DIODE	1SS355	CVD1SS355T
VIDEO	D102		00MHZ21303210	00MHZ21303210	DIODE	1SS355	CVD1SS355T
VIDEO	D103		00MHZ21303210	00MHZ21303210	DIODE	1SS355	CVD1SS355T
VIDEO	D104		00MHZ21303210	00MHZ21303210	DIODE	1SS355	CVD1SS355T
VIDEO	D105		00MHZ21303210	00MHZ21303210	DIODE	1SS355	CVD1SS355T
VIDEO	IC11		00MHC10224090	00MHC10224090	IC	NJM2535M	CVINJM2535MTE1
VIDEO	IC12		90M-HC109860R	90M-HC109860R	IC	LC74782M8A13	CVILC74782M8A13
VIDEO	IC13		90M-HC109820R	90M-HC109820R	IC	NJM2244M	HVINJM2244MTE1
VIDEO	IC14		90M-HC108830R	90M-HC108830R	IC	NJM2285M	HVINJM2285MTE1
VIDEO	IC15		90M-HC109820R	90M-HC109820R	IC	NJM2244M	HVINJM2244MTE1
VIDEO	IC16		00MHC10077090	00MHC10077090	IC	NJM2264M	CVINJM2264MTE1
VIDEO	IC17		90M-HC110080R	90M-HC110080R	IC	AN15881AV	CVIAN15881AVT
VIDEO	IC18		90M-HC400090R	90M-HC400090R	IC	M74HC4051RM13TR/SOP	CVIM74HC4051RM13TR
VIDEO	IC19		90M-HC400060R	90M-HC400060R	IC	TC74HC4094AFN	HVITC74HC4094FN
VIDEO	IC20		00MHC10236090	00MHC10236090	IC	NJM2586AM	HVINJM2586AMTE1
VIDEO	IC21		90M-HC400060R	90M-HC400060R	IC	TC74HC4094AFN	HVITC74HC4094FN
VIDEO	IC22		00MHC3990599F	00MHC3990599F	IC	KIA7905PI	CVKIA7905PI
VIDEO	IC23		00D2631213905	00D2631213905	IC	KIA7808AF	CVKIA7808AF
VIDEO	JK11		90M-YT005400R	90M-YT005400R	TERMINAL	S-VIDEO CVBS JACK	CJJ9P003Z
VIDEO	JK12		90M-YT005400R	90M-YT005400R	TERMINAL	S-VIDEO CVBS JACK	CJJ9P003Z
VIDEO	JK13		90M-YT005400R	90M-YT005400R	TERMINAL	S-VIDEO CVBS JACK	CJJ9P003Z
VIDEO	JK14		90M-YT004300R	90M-YT004300R	TERMINAL	JACK BOARD 6P G/B/R SILVER	CJJ4R045Z
VIDEO	JK15		90M-YT004300R	90M-YT004300R	TERMINAL	JACK BOARD 6P G/B/R SILVER	CJJ4R045Z
VIDEO	L101		00MLC13330140	00MLC13330140	COIL	33UH	HLQ02C330KT

NOTE : *nsp* PART IS LISTED FOR REFERENCE ONLY, MARANTZ WILL NOT SUPPLY THESE PARTS.

P.W.B. NAME	POS. NO.	VERS. COLOR	PART NO. (FOR EUR)	PART NO. (MZ)	PART NAME	DESCRIPTION	
VIDEO	Q101		90M-HT600050R	90M-HT600050R	TRS.	KTA2014GR	HVTKTA2014GR
VIDEO	Q102		90M-HX600010R	90M-HX600010R	CHIP TRS.	KRA102S	HVTKRA102S
VIDEO	Q103		90M-HT800110R	90M-HT800110R	TRS.	KTC4075GR	HVTKTC4075GR
VIDEO	Q104		90M-HT800110R	90M-HT800110R	TRS.	KTC4075GR	HVTKTC4075GR
VIDEO	Q105	/K1SG	nsp	90M-HX800090R	CHIP TRS.	KRC111S	HVTKRC111S
VIDEO	Q105	/N1B	90M-HX800090R	90M-HX800090R	CHIP TRS.	KRC111S	HVTKRC111S
VIDEO	Q105	/N1SG	90M-HX800090R	90M-HX800090R	CHIP TRS.	KRC111S	HVTKRC111S
VIDEO	Q106	/K1SG	nsp	00MHT805501B0	TRS.	KTC2874B	HVTKTC2874BT
VIDEO	Q106	/N1B	00MHT805501B0	00MHT805501B0	TRS.	KTC2874B	HVTKTC2874BT
VIDEO	Q106	/N1SG	00MHT805501B0	00MHT805501B0	TRS.	KTC2874B	HVTKTC2874BT
VIDEO	Q107	/K1SG	nsp	90M-HX600010R	CHIP TRS.	KRA102S	HVTKRA102S
VIDEO	Q107	/N1B	90M-HX600010R	90M-HX600010R	CHIP TRS.	KRA102S	HVTKRA102S
VIDEO	Q107	/N1SG	90M-HX600010R	90M-HX600010R	CHIP TRS.	KRA102S	HVTKRA102S
VIDEO	Q108		90M-HX800010R	90M-HX800010R	CHIP TRS.	KRC102S	HVTKRC102S
VIDEO	Q109		90M-HT800110R	90M-HT800110R	TRS.	KTC4075GR	HVTKTC4075GR
VIDEO	Q110		90M-HT800110R	90M-HT800110R	TRS.	KTC4075GR	HVTKTC4075GR
VIDEO	Q111		90M-HT800110R	90M-HT800110R	TRS.	KTC4075GR	HVTKTC4075GR
VIDEO	Q112		90M-HT800110R	90M-HT800110R	TRS.	KTC4075GR	HVTKTC4075GR
VIDEO	Q113		90M-HT800110R	90M-HT800110R	TRS.	KTC4075GR	HVTKTC4075GR
VIDEO	Q114		90M-HT800110R	90M-HT800110R	TRS.	KTC4075GR	HVTKTC4075GR
VIDEO	Q115		90M-HT800110R	90M-HT800110R	TRS.	KTC4075GR	HVTKTC4075GR
VIDEO	Q116		90M-HT600050R	90M-HT600050R	TRS.	KTA2014GR	HVTKTA2014GR
VIDEO	R101		nsp	00MNN05750610	CHIP RES.	75 OHM 1/10W J	CRJ10DJ750T
VIDEO	R102		nsp	00MNN05750610	CHIP RES.	75 OHM 1/10W J	CRJ10DJ750T
VIDEO	R103		nsp	00MNN05750610	CHIP RES.	75 OHM 1/10W J	CRJ10DJ750T
VIDEO	R104		nsp	00MNN05000610	CHIP RES.	0 OHM 1/10W J	CRJ10DJ0R0T
VIDEO	R105		nsp	00MNN05000610	CHIP RES.	0 OHM 1/10W J	CRJ10DJ0R0T
VIDEO	R106		nsp	00MNN05000610	CHIP RES.	0 OHM 1/10W J	CRJ10DJ0R0T
VIDEO	R107		nsp	00MNN05750610	CHIP RES.	75 OHM 1/10W J	CRJ10DJ750T
VIDEO	R108		nsp	00MNN05750610	CHIP RES.	75 OHM 1/10W J	CRJ10DJ750T
VIDEO	R109		nsp	00MNN05750610	CHIP RES.	75 OHM 1/10W J	CRJ10DJ750T
VIDEO	R110		nsp	00MNN05000610	CHIP RES.	0 OHM 1/10W J	CRJ10DJ0R0T
VIDEO	R111		nsp	00MNN05000610	CHIP RES.	0 OHM 1/10W J	CRJ10DJ0R0T
VIDEO	R112		nsp	00MNN05000610	CHIP RES.	0 OHM 1/10W J	CRJ10DJ0R0T
VIDEO	R113		nsp	00MNN05750610	CHIP RES.	75 OHM 1/10W J	CRJ10DJ750T
VIDEO	R114		nsp	00MNN05750610	CHIP RES.	75 OHM 1/10W J	CRJ10DJ750T
VIDEO	R115		nsp	00MNN05750610	CHIP RES.	75 OHM 1/10W J	CRJ10DJ750T
VIDEO	R116		nsp	00MNN05000610	CHIP RES.	0 OHM 1/10W J	CRJ10DJ0R0T
VIDEO	R117		nsp	00MNN05000610	CHIP RES.	0 OHM 1/10W J	CRJ10DJ0R0T
VIDEO	R118		nsp	00MNN05000610	CHIP RES.	0 OHM 1/10W J	CRJ10DJ0R0T
VIDEO	R119		nsp	00MNN05750610	CHIP RES.	75 OHM 1/10W J	CRJ10DJ750T
VIDEO	R120		nsp	00MNN05750610	CHIP RES.	75 OHM 1/10W J	CRJ10DJ750T
VIDEO	R121		nsp	00MNN05750610	CHIP RES.	75 OHM 1/10W J	CRJ10DJ750T
VIDEO	R122		nsp	00MNN05000610	CHIP RES.	0 OHM 1/10W J	CRJ10DJ0R0T
VIDEO	R123		nsp	00MNN05000610	CHIP RES.	0 OHM 1/10W J	CRJ10DJ0R0T
VIDEO	R124		nsp	00MNN05000610	CHIP RES.	0 OHM 1/10W J	CRJ10DJ0R0T
VIDEO	R125		nsp	00MNN05750610	CHIP RES.	75 OHM 1/10W J	CRJ10DJ750T
VIDEO	R126		nsp	00MNN05750610	CHIP RES.	75 OHM 1/10W J	CRJ10DJ750T
VIDEO	R127		nsp	00MNN05750610	CHIP RES.	75 OHM 1/10W J	CRJ10DJ750T
VIDEO	R128		nsp	00MNN05750610	CHIP RES.	75 OHM 1/10W J	CRJ10DJ750T
VIDEO	R129		nsp	00MNN05750610	CHIP RES.	75 OHM 1/10W J	CRJ10DJ750T
VIDEO	R130		nsp	00MNN05750610	CHIP RES.	75 OHM 1/10W J	CRJ10DJ750T
VIDEO	R131		nsp	00MNN05750610	CHIP RES.	75 OHM 1/10W J	CRJ10DJ750T
VIDEO	R132		nsp	00MNN05750610	CHIP RES.	75 OHM 1/10W J	CRJ10DJ750T
VIDEO	R133		nsp	00MNN05750610	CHIP RES.	75 OHM 1/10W J	CRJ10DJ750T
VIDEO	R134		nsp	00MNN05750610	CHIP RES.	75 OHM 1/10W J	CRJ10DJ750T
VIDEO	R135		nsp	00MNN05750610	CHIP RES.	75 OHM 1/10W J	CRJ10DJ750T
VIDEO	R136		nsp	00MNN05750610	CHIP RES.	75 OHM 1/10W J	CRJ10DJ750T
VIDEO	R137		nsp	00MNN05750610	CHIP RES.	75 OHM 1/10W J	CRJ10DJ750T
VIDEO	R138		nsp	00MNN05750610	CHIP RES.	75 OHM 1/10W J	CRJ10DJ750T
VIDEO	R139		nsp	00MNN05750610	CHIP RES.	75 OHM 1/10W J	CRJ10DJ750T
VIDEO	R140		nsp	00MNN05750610	CHIP RES.	75 OHM 1/10W J	CRJ10DJ750T
VIDEO	R141		nsp	00MNN05750610	CHIP RES.	75 OHM 1/10W J	CRJ10DJ750T
VIDEO	R142		nsp	00MNN05750610	CHIP RES.	75 OHM 1/10W J	CRJ10DJ750T
VIDEO	R143		nsp	00MNN05103610	CHIP RES.	10K OHM 1/10W J	CRJ10DJ103T
VIDEO	R144		nsp	00MNN05474610	CHIP RES.	470K OHM 1/10W J	CRJ10DJ474T
VIDEO	R145		nsp	00MNN05222610	CHIP RES.	2.2K OHM 1/10W J	CRJ10DJ222T

NOTE : "nsp" PART IS LISTED FOR REFERENCE ONLY, MARANTZ WILL NOT SUPPLY THESE PARTS.

P.W.B. NAME	POS. NO.	VERS. COLOR	PART NO. (FOR EUR)	PART NO. (MZ)	PART NAME	DESCRIPTION
VIDEO	R146		nsp	00MNN05103610	CHIP RES.	10K OHM 1/10W J CRJ10DJ103T
VIDEO	R147		nsp	00MNN05474610	CHIP RES.	470K OHM 1/10W J CRJ10DJ474T
VIDEO	R148		nsp	00MNN05222610	CHIP RES.	2.2K OHM 1/10W J CRJ10DJ222T
VIDEO	R149		nsp	00MNN05103610	CHIP RES.	10K OHM 1/10W J CRJ10DJ103T
VIDEO	R150		nsp	00MNN05474610	CHIP RES.	470K OHM 1/10W J CRJ10DJ474T
VIDEO	R151		nsp	00MNN05222610	CHIP RES.	2.2K OHM 1/10W J CRJ10DJ222T
VIDEO	R152		nsp	00MNN05103610	CHIP RES.	10K OHM 1/10W J CRJ10DJ103T
VIDEO	R153		nsp	00MNN05123610	CHIP RES.	12K OHM 1/10W J CRJ10DJ123T
VIDEO	R154		nsp	00MNN05471610	CHIP RES.	470 OHM 1/10W J CRJ10DJ471T
VIDEO	R155		nsp	00MNN05471610	CHIP RES.	470 OHM 1/10W J CRJ10DJ471T
VIDEO	R156		nsp	00MNN05471610	CHIP RES.	470 OHM 1/10W J CRJ10DJ471T
VIDEO	R157		nsp	00MNN05103610	CHIP RES.	10K OHM 1/10W J CRJ10DJ103T
VIDEO	R158		nsp	00MNN05431610	CHIP RES.	430 OHM 1/10W J CRJ10DJ431T
VIDEO	R159		nsp	00MNN05431610	CHIP RES.	430 OHM 1/10W J CRJ10DJ431T
VIDEO	R160		nsp	00MNN05471610	CHIP RES.	470 OHM 1/10W J CRJ10DJ471T
VIDEO	R161		nsp	00MNN05105610	CHIP RES.	1M OHM 1/10W J CRJ10DJ105T
VIDEO	R162		nsp	00MNN05471610	CHIP RES.	470 OHM 1/10W J CRJ10DJ471T
VIDEO	R163		nsp	00MNN05105610	CHIP RES.	1M OHM 1/10W J CRJ10DJ105T
VIDEO	R164		nsp	00MNN05105610	CHIP RES.	1M OHM 1/10W J CRJ10DJ105T
VIDEO	R165		nsp	00MNN05471610	CHIP RES.	470 OHM 1/10W J CRJ10DJ471T
VIDEO	R166		nsp	00MNN05471610	CHIP RES.	470 OHM 1/10W J CRJ10DJ471T
VIDEO	R167		nsp	00MNN05750610	CHIP RES.	75 OHM 1/10W J CRJ10DJ750T
VIDEO	R168		nsp	00MNN05750610	CHIP RES.	75 OHM 1/10W J CRJ10DJ750T
VIDEO	R169		nsp	00MNN05750610	CHIP RES.	75 OHM 1/10W J CRJ10DJ750T
VIDEO	R170		nsp	00MNN05103610	CHIP RES.	10K OHM 1/10W J CRJ10DJ103T
VIDEO	R171		nsp	00MNN05101610	CHIP RES.	100 OHM 1/10W J CRJ10DJ101T
VIDEO	R172		nsp	00MNN05103610	CHIP RES.	10K OHM 1/10W J CRJ10DJ103T
VIDEO	R173		nsp	00MNN05101610	CHIP RES.	100 OHM 1/10W J CRJ10DJ101T
VIDEO	R174		nsp	00MNN05750610	CHIP RES.	75 OHM 1/10W J CRJ10DJ750T
VIDEO	R175		nsp	00MNN05750610	CHIP RES.	75 OHM 1/10W J CRJ10DJ750T
VIDEO	R176		nsp	00MNN05103610	CHIP RES.	10K OHM 1/10W J CRJ10DJ103T
VIDEO	R177		nsp	00MNN05103610	CHIP RES.	10K OHM 1/10W J CRJ10DJ103T
VIDEO	R178		nsp	00MNN05750610	CHIP RES.	75 OHM 1/10W J CRJ10DJ750T
VIDEO	R179		nsp	00MNN05101610	CHIP RES.	100 OHM 1/10W J CRJ10DJ101T
VIDEO	R180		nsp	00MNN05472610	CHIP RES.	4.7K OHM 1/10W J CRJ10DJ472T
VIDEO	R181		nsp	00MNN05472610	CHIP RES.	4.7K OHM 1/10W J CRJ10DJ472T
VIDEO	R182		nsp	00MNN05000610	CHIP RES.	0 OHM 1/10W J CRJ10DJ0R0T
VIDEO	R183		nsp	00MNN05224610	CHIP RES.	220K OHM 1/10W J CRJ10DJ224T
VIDEO	R184		nsp	00MNN05100610	CHIP RES.	10 OHM 1/10W J CRJ10DJ100T
VIDEO	R185		nsp	00MNN05221610	CHIP RES.	220 OHM 1/10W J CRJ10DJ221T
VIDEO	R186		nsp	00MNN05103610	CHIP RES.	10K OHM 1/10W J CRJ10DJ103T
VIDEO	R187		nsp	00MNN05105610	CHIP RES.	1M OHM 1/10W J CRJ10DJ105T
VIDEO	R188		nsp	00MNN05105610	CHIP RES.	1M OHM 1/10W J CRJ10DJ105T
VIDEO	R189		nsp	00MNN05103610	CHIP RES.	10K OHM 1/10W J CRJ10DJ103T
VIDEO	R190		nsp	00MNN05105610	CHIP RES.	1M OHM 1/10W J CRJ10DJ105T
VIDEO	R191		nsp	00MNN05104610	CHIP RES.	100K OHM 1/10W J CRJ10DJ104T
VIDEO	R192		nsp	00MNN05103610	CHIP RES.	10K OHM 1/10W J CRJ10DJ103T
VIDEO	R193		nsp	00MNN05153610	CHIP RES.	15K OHM 1/10W J CRJ10DJ153T
VIDEO	R194		nsp	00MNN05471610	CHIP RES.	470 OHM 1/10W J CRJ10DJ471T
VIDEO	R195		nsp	00MNN05221610	CHIP RES.	220 OHM 1/10W J CRJ10DJ221T
VIDEO	R196		nsp	00MNN05104610	CHIP RES.	100K OHM 1/10W J CRJ10DJ104T
VIDEO	R197		nsp	00MNN05472610	CHIP RES.	4.7K OHM 1/10W J CRJ10DJ472T
VIDEO	R198		nsp	00MNN05332610	CHIP RES.	3.3K OHM 1/10W J CRJ10DJ332T
VIDEO	R199		nsp	00MNN05105610	CHIP RES.	1M OHM 1/10W J CRJ10DJ105T
VIDEO	R200		nsp	00MNN05332610	CHIP RES.	3.3K OHM 1/10W J CRJ10DJ332T
VIDEO	R201		nsp	00MNN05332610	CHIP RES.	3.3K OHM 1/10W J CRJ10DJ332T
VIDEO	R202		nsp	00MNN05105610	CHIP RES.	1M OHM 1/10W J CRJ10DJ105T
VIDEO	R203		nsp	00MNN05105610	CHIP RES.	1M OHM 1/10W J CRJ10DJ105T
VIDEO	R204		nsp	00MNN05105610	CHIP RES.	1M OHM 1/10W J CRJ10DJ105T
VIDEO	R205		nsp	00MNN05101610	CHIP RES.	100 OHM 1/10W J CRJ10DJ101T
VIDEO	R206		nsp	00MNN05101610	CHIP RES.	100 OHM 1/10W J CRJ10DJ101T
VIDEO	R207		nsp	00MNN05000610	CHIP RES.	0 OHM 1/10W J CRJ10DJ0R0T
VIDEO	R208		nsp	00MNN05105610	CHIP RES.	1M OHM 1/10W J CRJ10DJ105T
VIDEO	R209	F B	nsp	00MNN05000610	CHIP RES.	0 OHM 1/10W J CRJ10DJ0R0T
VIDEO	R209	/U1B	nsp	00MNN05000610	CHIP RES.	0 OHM 1/10W J CRJ10DJ0R0T
VIDEO	R210		nsp	00MNN05103610	CHIP RES.	10K OHM 1/10W J CRJ10DJ103T
VIDEO	R211		nsp	00MNN05472610	CHIP RES.	4.7K OHM 1/10W J CRJ10DJ472T

NOTE : "nsp" PART IS LISTED FOR REFERENCE ONLY, MARANTZ WILL NOT SUPPLY THESE PARTS.

P.W.B. NAME	POS. NO.	VERS. COLOR	PART NO. (FOR EUR)	PART NO. (MZ)	PART NAME	DESCRIPTION	
VIDEO	R212		nsp	00MNN05103610	CHIP RES.	10K OHM 1/10W J	CRJ10DJ103T
VIDEO	R213		nsp	00MNN05102610	CHIP RES.	1K OHM 1/10W J	CRJ10DJ102T
VIDEO	R214		nsp	00MNN05102610	CHIP RES.	1K OHM 1/10W J	CRJ10DJ102T
VIDEO	R215		nsp	00MNN05560610	CHIP RES.	56 OHM 1/10W J	CRJ10DJ560T
VIDEO	R216		nsp	00MNN05103610	CHIP RES.	10K OHM 1/10W J	CRJ10DJ103T
VIDEO	R217		nsp	00MNN05102610	CHIP RES.	1K OHM 1/10W J	CRJ10DJ102T
VIDEO	R218		nsp	00MNN05103610	CHIP RES.	10K OHM 1/10W J	CRJ10DJ103T
VIDEO	R220		nsp	00MNN05750610	CHIP RES.	75 OHM 1/10W J	CRJ10DJ750T
VIDEO	R221		nsp	00MNN05221610	CHIP RES.	220 OHM 1/10W J	CRJ10DJ221T
VIDEO	R222		nsp	00MNN05000610	CHIP RES.	0 OHM 1/10W J	CRJ10DJ0R0T
VIDEO	R223		nsp	00MNN05105610	CHIP RES.	1M OHM 1/10W J	CRJ10DJ105T
VIDEO	R224		nsp	00MNN05105610	CHIP RES.	1M OHM 1/10W J	CRJ10DJ105T
VIDEO	R225		nsp	00MNN05105610	CHIP RES.	1M OHM 1/10W J	CRJ10DJ105T
VIDEO	R226		nsp	00MNN05750610	CHIP RES.	75 OHM 1/10W J	CRJ10DJ750T
VIDEO	R227		nsp	00MNN05750610	CHIP RES.	75 OHM 1/10W J	CRJ10DJ750T
VIDEO	R228		nsp	00MNN05750610	CHIP RES.	75 OHM 1/10W J	CRJ10DJ750T
VIDEO	R229		nsp	00MNN05105610	CHIP RES.	1M OHM 1/10W J	CRJ10DJ105T
VIDEO	R230		nsp	00MNN05105610	CHIP RES.	1M OHM 1/10W J	CRJ10DJ105T
VIDEO	R231		nsp	00MNN05105610	CHIP RES.	1M OHM 1/10W J	CRJ10DJ105T
VIDEO	R232		nsp	00MNN05105610	CHIP RES.	1M OHM 1/10W J	CRJ10DJ105T
VIDEO	R233		nsp	00MNN05750610	CHIP RES.	75 OHM 1/10W J	CRJ10DJ750T
VIDEO	R234		nsp	00MNN05750610	CHIP RES.	75 OHM 1/10W J	CRJ10DJ750T
VIDEO	R235		nsp	00MNN05750610	CHIP RES.	75 OHM 1/10W J	CRJ10DJ750T
VIDEO	R236		nsp	00MNN05332610	CHIP RES.	3.3K OHM 1/10W J	CRJ10DJ332T
VIDEO	R238		nsp	00MNN05000610	CHIP RES.	0 OHM 1/10W J	CRJ10DJ0R0T
VIDEO	X101		90M-JX001080R	90M-JX001080R	X'TAL	14.318MHZ	HOX14318D220F
VIDEO	X102	/K1SG	nsp	90M-JX001090R	X'TAL	17.318MHZ	HOX17744D220F
VIDEO	X102	/N1B	90M-JX001090R	90M-JX001090R	X'TAL	17.318MHZ	HOX17744D220F
VIDEO	X102	/N1SG	90M-JX001090R	90M-JX001090R	X'TAL	17.318MHZ	HOX17744D220F
					XM PWB (CUP12087Z)		
XM	C501	/U1B	nsp	00MDD95220300	CER. CAP.	22PF 50V JA	CCUS1H220JA
XM	C502	/U1B	nsp	00MDD95220300	CER. CAP.	22PF 50V JA	CCUS1H220JA
XM	C503	/U1B	nsp	00MDK96104300	CER. CAP.	0.1UF 50V K	CCUS1H104KC
XM	C504	/U1B	nsp	00MDK96104300	CER. CAP.	0.1UF 50V K	CCUS1H104KC
XM	C505	/U1B	nsp	00MDK96104300	CER. CAP.	0.1UF 50V K	CCUS1H104KC
XM	C506	/U1B	nsp	00MDK96104300	CER. CAP.	0.1UF 50V K	CCUS1H104KC
XM	C507	/U1B	nsp	00MDK96102300	CER. CAP.	1000PF 50V KC	CCUS1H102KC
XM	C508	/U1B	nsp	00MDK96104300	CER. CAP.	0.1UF 50V K	CCUS1H104KC
XM	C509	/U1B	nsp	00MDK96102300	CER. CAP.	1000PF 50V KC	CCUS1H102KC
XM	C510	/U1B	nsp	00MDK96102300	CER. CAP.	1000PF 50V KC	CCUS1H102KC
XM	C511	/U1B	nsp	00MDK96102300	CER. CAP.	1000PF 50V KC	CCUS1H102KC
XM	C512	/U1B	nsp	00MOA47601640	ELECT CAP.	47UF 16V	CCEA1CH470T
XM	C513	/U1B	nsp	00MDK96104300	CER. CAP.	0.1UF 50V K	CCUS1H104KC
XM	C514	/U1B	nsp	00MDK96104300	CER. CAP.	0.1UF 50V K	CCUS1H104KC
XM	C515	/U1B	nsp	00MDK96104300	CER. CAP.	0.1UF 50V K	CCUS1H104KC
XM	C516	/U1B	nsp	00MDK96104300	CER. CAP.	0.1UF 50V K	CCUS1H104KC
XM	C517	/U1B	nsp	00MDK96104300	CER. CAP.	0.1UF 50V K	CCUS1H104KC
XM	C518	/U1B	nsp	00MDD91100300	CER. CAP.	10PF 50V JA	CCUS1H100JA
XM	C519	/U1B	nsp	00MDD91100300	CER. CAP.	10PF 50V JA	CCUS1H100JA
XM	C520	/U1B	nsp	00MDK96102300	CER. CAP.	1000PF 50V KC	CCUS1H102KC
XM	C521	/U1B	nsp	00MDK96104300	CER. CAP.	0.1UF 50V K	CCUS1H104KC
XM	C522	/U1B	nsp	00MDK96104300	CER. CAP.	0.1UF 50V K	CCUS1H104KC
XM	C523	/U1B	nsp	00MDK96102300	CER. CAP.	1000PF 50V KC	CCUS1H102KC
XM	C524	/U1B	nsp	00MOA10605020	ELECT CAP.	10UF 50V	CCEA1HH100T
XM	C525	/U1B	nsp	00MDK96104300	CER. CAP.	0.1UF 50V K	CCUS1H104KC
XM	C526	/U1B	nsp	00MDK96104300	CER. CAP.	0.1UF 50V K	CCUS1H104KC
XM	C527	/U1B	nsp	00MOA10605020	ELECT CAP.	10UF 50V	CCEA1HH100T
XM	C528	/U1B	nsp	00MOA10605020	ELECT CAP.	10UF 50V	CCEA1HH100T
XM	C529	/U1B	nsp	00MOA10605020	ELECT CAP.	10UF 50V	CCEA1HH100T
XM	C530	/U1B	nsp	00MDK96104300	CER. CAP.	0.1UF 50V K	CCUS1H104KC
XM	C531	/U1B	nsp	00MOA47601640	ELECT CAP.	47UF 16V	CCEA1CH470T
XM	C532	/U1B	nsp	00MDK96104300	CER. CAP.	0.1UF 50V K	CCUS1H104KC
XM	C533	/U1B	nsp	00MOA10605020	ELECT CAP.	10UF 50V	CCEA1HH100T
XM	C534	/U1B	nsp	00MOA10605020	ELECT CAP.	10UF 50V	CCEA1HH100T
XM	C535	/U1B	nsp	00MDK56152300	CER. CAP.	GRM216B11H152KA01D 1500PF 50V	CCUS1H152KC
XM	C536	/U1B	nsp	00MDK56152300	CER. CAP.	GRM216B11H152KA01D 1500PF 50V	CCUS1H152KC
XM	C537	/U1B	nsp	00MOA10701620	ELECT CAP.	100UF 16V	CCEA1CH101T

NOTE : "nsp" PART IS LISTED FOR REFERENCE ONLY, MARANTZ WILL NOT SUPPLY THESE PARTS.

P.W.B. NAME	POS. NO.	VERS. COLOR	PART NO. (FOR EUR)	PART NO. (MZ)	PART NAME	DESCRIPTION	
XM	C538	/U1B	nsp	00MOA10701620	ELECT CAP.	100UF 16V	CCEA1CH101T
XM	C539	/U1B	nsp	00MOA10701620	ELECT CAP.	100UF 16V	CCEA1CH101T
XM	C540	/U1B	nsp	00MOA10605020	ELECT CAP.	10UF 50V	CCEA1HH100T
XM	C541	/U1B	nsp	00MOA10701620	ELECT CAP.	100UF 16V	CCEA1CH101T
XM	C601	/U1B	nsp	00MOA10605020	ELECT CAP.	10UF 50V	CCEA1HH100T
XM	C602	/U1B	nsp	00MOA10605020	ELECT CAP.	10UF 50V	CCEA1HH100T
XM	C603	/U1B	nsp	00MDK96104300	CER. CAP.	0.1UF 50V K	CCUS1H104KC
XM	C604	/U1B	nsp	00MDK96104300	CER. CAP.	0.1UF 50V K	CCUS1H104KC
XM	C605	/U1B	nsp	00MDD95471300	CER. CAP.	470PF 50V JA	CCUS1H471JA
XM	C606	/U1B	nsp	00MDD95471300	CER. CAP.	470PF 50V JA	CCUS1H471JA
XM	C608	/U1B	nsp	00MDK96104300	CER. CAP.	0.1UF 50V K	CCUS1H104KC
XM	C609	/U1B	nsp	00MOA10605020	ELECT CAP.	10UF 50V	CCEA1HH100T
XM	C610	/U1B	nsp	00MOA10605020	ELECT CAP.	10UF 50V	CCEA1HH100T
XM	CN51	/U1B	nsp	nsp	CONN.	15P WAFER FFC 12511HS-15	CJP15GA115ZY
XM	CN81	/U1B	nsp	nsp	CONN.	2P STRAIGHT YMW025-02R	CJP02GA01ZY
XM	CN98	/U1B	nsp	nsp	CONN.	7P STRAIGHT 20017WS-07	CJP07GA19ZY
XM	D504	/U1B	nsp	00MHZ21303210	DIODE	1SS355	CVD1SS355T
XM	D505	/U1B	nsp	00MHZ21303210	DIODE	1SS355	CVD1SS355T
XM	F501	/U1B	nsp	90M-FC900340R	FERRITE CORE	HU-1H4516-600JT	CLZ9Z014Z
XM	F502	/U1B	nsp	90M-FC900340R	FERRITE CORE	HU-1H4516-600JT	CLZ9Z014Z
XM	F503	/U1B	nsp	90M-FC900460R	EMI FILTER	CHIP BEAD NFM21PC474R1C3	CLZ9R007Z
XM	F504	/U1B	nsp	90M-FC900460R	EMI FILTER	CHIP BEAD NFM21PC474R1C3	CLZ9R007Z
XM	IC51	/U1B	nsp	943235003860S	IC	BU9450KV	CVIBU9450KV
XM	IC52	/U1B	nsp	943235003870S	IC	CS4352CZZR	CVICS4352CZZR
XM	IC61	/U1B	nsp	00MHC10102090	IC	NJM2068MD-TE1	HVINJM2068MDTE1
XM	J502	/U1B	nsp	nsp	BRACKET	BRACKET FOR PWB	CMD1A569
XM	J503	/U1B	nsp	nsp	BRACKET	BRACKET FOR PWB	CMD1A569
XM	JK21	/U1B	nsp	943646001440S	TERMINAL	DIN-801 DIN SOCKET	CJJ9N007Z
XM	JK51	/U1B	nsp	00D2051362009	TERMINAL	XM JACK CAM-D96 CAM D96 R41 402	CJJ9L006Z
XM	L501	/U1B	nsp	00MFN21000080	EMI FILTER	DLW21HN121SQ2L	CLZ9R008Z
XM	L502	/U1B	nsp	943117003880S	EMI FILTER	FCI2012F-1R5K	CLQ08E1R5KRZ
XM	Q501	/U1B	nsp	90M-BA001620R	CHIP TRS.	KRC103S	CVTKRC103S
XM	Q503	/U1B	nsp	90M-BA001620R	CHIP TRS.	KRC103S	CVTKRC103S
XM	Q504	/U1B	nsp	90M-BA001630R	CHIP TRS.	KRA103S	HVTKRA103S
XM	Q505	/U1B	nsp	90M-HT300970R	TRS.	KTC2875B	HVTKTC2875B
XM	Q506	/U1B	nsp	90M-HT300970R	TRS.	KTC2875B	HVTKTC2875B
XM	Q509	/U1B	nsp	00MHC98520320	IC	PQ20VZ51	CVIPQ20VZ51
XM	Q510	/U1B	nsp	90M-HC900170R	IC	KIA1117S00-RTK/P	CVKIA1117S00
XM	Q601	/U1B	nsp	90M-HX800010R	CHIP TRS.	KRC102S	HVTKRC102S
XM	R501	/U1B	nsp	00MNN05223610	CHIP RES.	22K OHM 1/10W J	CRJ10DJ223T
XM	R502	/U1B	nsp	00MNN05101610	CHIP RES.	100 OHM 1/10W J	CRJ10DJ101T
XM	R503	/U1B	nsp	00MNN05223610	CHIP RES.	22K OHM 1/10W J	CRJ10DJ223T
XM	R504	/U1B	nsp	00MNN05223610	CHIP RES.	22K OHM 1/10W J	CRJ10DJ223T
XM	R505	/U1B	nsp	00MNN05101610	CHIP RES.	100 OHM 1/10W J	CRJ10DJ101T
XM	R506	/U1B	nsp	00MNN05101610	CHIP RES.	100 OHM 1/10W J	CRJ10DJ101T
XM	R507	/U1B	nsp	00MNN05104610	CHIP RES.	100K OHM 1/10W J	CRJ10DJ104T
XM	R508	/U1B	nsp	00MNN05104610	CHIP RES.	100K OHM 1/10W J	CRJ10DJ104T
XM	R509	/U1B	nsp	00MNN05223610	CHIP RES.	22K OHM 1/10W J	CRJ10DJ223T
XM	R510	/U1B	nsp	00MNN05101610	CHIP RES.	100 OHM 1/10W J	CRJ10DJ101T
XM	R511	/U1B	nsp	00MNN05223610	CHIP RES.	22K OHM 1/10W J	CRJ10DJ223T
XM	R512	/U1B	nsp	00MNN05101610	CHIP RES.	100 OHM 1/10W J	CRJ10DJ101T
XM	R513	/U1B	nsp	00MNN05102610	CHIP RES.	1K OHM 1/10W J	CRJ10DJ102T
XM	R514	/U1B	nsp	00MNN05101610	CHIP RES.	100 OHM 1/10W J	CRJ10DJ101T
XM	R515	/U1B	nsp	00MNN05102610	CHIP RES.	1K OHM 1/10W J	CRJ10DJ102T
XM	R516	/U1B	nsp	00MNN05223610	CHIP RES.	22K OHM 1/10W J	CRJ10DJ223T
XM	R517	/U1B	nsp	00MNN05000610	CHIP RES.	0 OHM 1/10W J	CRJ10DJ0R0T
XM	R518	/U1B	nsp	00MNN05000610	CHIP RES.	0 OHM 1/10W J	CRJ10DJ0R0T
XM	R519	/U1B	nsp	00MNN05223610	CHIP RES.	22K OHM 1/10W J	CRJ10DJ223T
XM	R520	/U1B	nsp	00MNN05223610	CHIP RES.	22K OHM 1/10W J	CRJ10DJ223T
XM	R522	/U1B	nsp	00MNN05223610	CHIP RES.	22K OHM 1/10W J	CRJ10DJ223T
XM	R523	/U1B	nsp	00MNN05223610	CHIP RES.	22K OHM 1/10W J	CRJ10DJ223T
XM	R524	/U1B	nsp	00MNN05101610	CHIP RES.	100 OHM 1/10W J	CRJ10DJ101T
XM	R525	/U1B	nsp	00MNN05105610	CHIP RES.	1M OHM 1/10W J	CRJ10DJ105T
XM	R526	/U1B	nsp	00MNN05220610	CHIP RES.	22 OHM 1/10W J	CRJ10DJ220T
XM	R527	/U1B	nsp	00MNN05220610	CHIP RES.	22 OHM 1/10W J	CRJ10DJ220T
XM	R528	/U1B	nsp	00MNN05220610	CHIP RES.	22 OHM 1/10W J	CRJ10DJ220T
XM	R529	/U1B	nsp	00MNN05220610	CHIP RES.	22 OHM 1/10W J	CRJ10DJ220T

NOTE : *nsp* PART IS LISTED FOR REFERENCE ONLY, MARANTZ WILL NOT SUPPLY THESE PARTS.

P.W.B. NAME	POS. NO.	VERS. COLOR	PART NO. (FOR EUR)	PART NO. (MZ)	PART NAME	DESCRIPTION
XM	R530	/U1B	nsp	00MNN05000610	CHIP RES.	0 OHM 1/10W J CRJ10DJ0R0T
XM	R531	/U1B	nsp	00MNN05223610	CHIP RES.	22K OHM 1/10W J CRJ10DJ223T
XM	R532	/U1B	nsp	00MNN05223610	CHIP RES.	22K OHM 1/10W J CRJ10DJ223T
XM	R533	/U1B	nsp	00MNN05223610	CHIP RES.	22K OHM 1/10W J CRJ10DJ223T
XM	R535	/U1B	nsp	00MNN05472610	CHIP RES.	4.7K OHM 1/10W J CRJ10DJ472T
XM	R537	/U1B	nsp	00MNN05101610	CHIP RES.	100 OHM 1/10W J CRJ10DJ101T
XM	R539	/U1B	nsp	00MNN05473610	CHIP RES.	47K OHM 1/10W J CRJ10DJ473T
XM	R540	/U1B	nsp	00MNN05473610	CHIP RES.	47K OHM 1/10W J CRJ10DJ473T
XM	R541	/U1B	nsp	00MNN05222610	CHIP RES.	2.2K OHM 1/10W J CRJ10DJ222T
XM	R542	/U1B	nsp	00MNN05222610	CHIP RES.	2.2K OHM 1/10W J CRJ10DJ222T
XM	R543	/U1B	nsp	00MNN05000610	CHIP RES.	0 OHM 1/10W J CRJ10DJ0R0T
XM	R544	/U1B	nsp	00MNN05000610	CHIP RES.	0 OHM 1/10W J CRJ10DJ0R0T
XM	R545	/U1B	nsp	00MNN05123610	CHIP RES.	12K OHM 1/10W J CRJ10DJ123T
XM	R546	/U1B	nsp	00MNN05123610	CHIP RES.	12K OHM 1/10W J CRJ10DJ123T
XM	R547	/U1B	nsp	00MNN05222610	CHIP RES.	2.2K OHM 1/10W J CRJ10DJ222T
XM	R548	/U1B	nsp	00MNN05222610	CHIP RES.	2.2K OHM 1/10W J CRJ10DJ222T
XM	R551	/U1B	nsp	00MNN05103610	CHIP RES.	10K OHM 1/10W J CRJ10DJ103T
XM	R552	/U1B	nsp	00MNM1180G020	CHIP RES.	180HM/1608/1% CRJ10DF18R0T
XM	R553	/U1B	nsp	00MNM11201020	CHIP RES.	1.2KOHM/1608/1% CRJ10DF1201T
XM	R554	/U1B	nsp	00MNM13901020	CHIP RES.	3.9KOHM/1608/1% CRJ10DF3901T
XM	R555	/U1B	nsp	00MNM11800020	CHIP RES.	180 OHM 1% CRJ10DF1800T
XM	R556	/U1B	nsp	00MNM11800020	CHIP RES.	180 OHM 1% CRJ10DF1800T
XM	R557	/U1B	nsp	00MNM12200020	CHIP RES.	220 OHM 1% CRJ10DF2200T
XM	R558	/U1B	nsp	00MNN05474610	CHIP RES.	470K OHM 1/10W J CRJ10DJ474T
XM	R601	/U1B	nsp	00MNN05101610	CHIP RES.	100 OHM 1/10W J CRJ10DJ101T
XM	R602	/U1B	nsp	00MNN05101610	CHIP RES.	100 OHM 1/10W J CRJ10DJ101T
XM	R603	/U1B	nsp	00MNN05473610	CHIP RES.	47K OHM 1/10W J CRJ10DJ473T
XM	R604	/U1B	nsp	00MNN05473610	CHIP RES.	47K OHM 1/10W J CRJ10DJ473T
XM	R605	/U1B	nsp	00MNN05473610	CHIP RES.	47K OHM 1/10W J CRJ10DJ473T
XM	R606	/U1B	nsp	00MNN05473610	CHIP RES.	47K OHM 1/10W J CRJ10DJ473T
XM	R607	/U1B	nsp	00MNN05101610	CHIP RES.	100 OHM 1/10W J CRJ10DJ101T
XM	R608	/U1B	nsp	00MNN05101610	CHIP RES.	100 OHM 1/10W J CRJ10DJ101T
XM	R609	/U1B	nsp	00MNN05332610	CHIP RES.	3.3K OHM 1/10W J CRJ10DJ332T
XM	R610	/U1B	nsp	00MNN05332610	CHIP RES.	3.3K OHM 1/10W J CRJ10DJ332T
XM	R612	/U1B	nsp	00MNN05473610	CHIP RES.	47K OHM 1/10W J CRJ10DJ473T
XM	R613	/U1B	nsp	00MNN05473610	CHIP RES.	47K OHM 1/10W J CRJ10DJ473T
XM	X501	/U1B	nsp	943141003890S	X'TAL	45.1584MHZ SMD-49 COX45184E120SD

NOTE : "nsp" PART IS LISTED FOR REFERENCE ONLY, MARANTZ WILL NOT SUPPLY THESE PARTS.

15. ABOUT REPLACE THE MICROPROCESSOR WITH A NEW ONE

When replaced of the U-PRO (Microprocessor) or the Flash ROM, confirm contents of the following.

PWB Name	Pos. No.	Description	After replaced	Remark
INPUT	IC11	M3087BFKBGP MAIN CPU SR5003	B	
INPUT	IC23	ES29LV320ET70TG DSP AV8003	B	
HDMI	IC61	R5F212AASNFP HDMI CPU SR5003	B	

After replaced

A : Mask ROM (With software). No need write-in of software to the microprocessor.

B : Flash ROM (With software). Usually, no need write-in of software. But, when the software was updated, you should be write-in of the new software to the microprocessor or flash ROM. Please check the software version.

C : Empty Flash ROM (Without software). You should be write-in of the software to the microprocessor or flash ROM. Refer to "Update procedure" or "writing procedure", when you should be write-in the software.

マイコン等を交換した場合の対応について

U-PRO(マイコン)およびFlash ROM等を交換した場合の対応方法を下記の記載します。

PWB Name	Pos. No.	Description	交換時の対応	備考
INPUT	IC11	M3087BFKBGP MAIN CPU SR5003	B	
INPUT	IC23	ES29LV320ET70TG DSP AV8003	B	
HDMI	IC61	R5F212AASNFP HDMI CPU SR5003	B	

交換時の対応

A : Mask ROM (ソフトウェア書き込み済み) 交換時にソフトウェアの書き込みは必要ありません。

B : Flash ROM (ソフトウェア書き込み済み) バージョンアップにより交換時にソフトウェアの書き換えが必要な場合があります。バージョンの確認をしてください。

C : 空ROM (Flash ROM) 交換時必ずソフトウェアの書き込みが必要になります。Update、書き込み方法を参照してください。