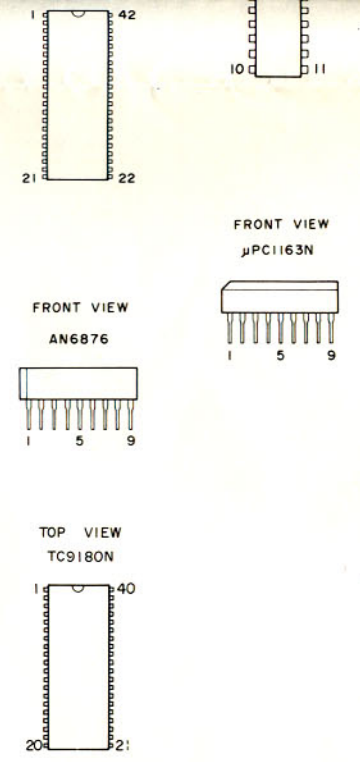


- DA08, D201, D202, D203
- D204, D205, D206, D207
- D208, D209, D210, D211, D501
- D502, D503, D504, D505
- D506, D507, D508, D509
- D510, D512
- D515, D809
- D810, D816, DR01, DR02
- ISS133, ISS176, MA165, etc
- DT01 ~ DT08
- SLP-981C-50
- DT09 ~ DT17, DU01, DU02
- DA05
- GL-9PR26
- D811, D812, D801 ~ D808
- RLI03E, DSFI0C
- DA01, DA03, DA09, DA10
- SVC321SP
- D813
- RD24E
- DT18 ~ DT21
- SELI121R



**"SERVICE INFORMATION IS FOR USE BY QUALIFIED PERSONNEL ONLY – ANY MISADJUSTMENT OR MISALIGNMENT MAY BE TREATED AS A NON-WARRANTY REPAIR BY ANY MARANTZ SERVICE CENTRE –"**

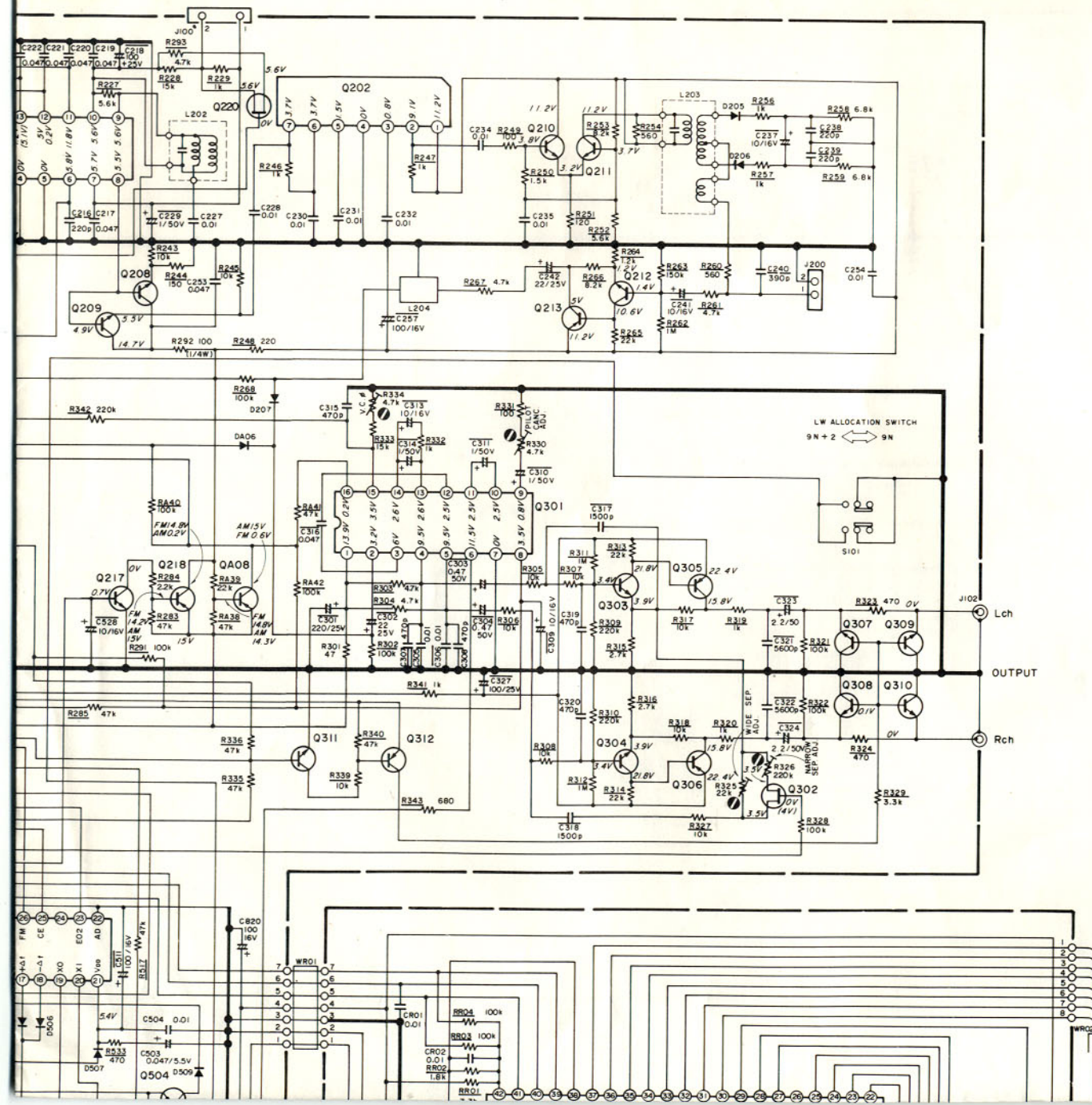
**Kind of Common Parts**

- R\*\*\*** : RESISTOR
- (1) GD05 - - - 140, Carbon film fixed resistor, ±5% 1/4W
  - (2) GD05 - - - 160, Carbon film fixed resistor, ±5% 1/6W
- C\*\*\*** : CERAMIC CAP.
- (1) DD1 - - - - 370, Ceramic condenser, disc type (titan condenser) Temp. coeff. P350 ~ N1000 50V
- C\*\*\*** : CERAMIC CAP.
- (1) DK16 - - - 300, High dielectric constant ceramic condenser, disc type (titan variable) Temp. chara. 2B4 50V


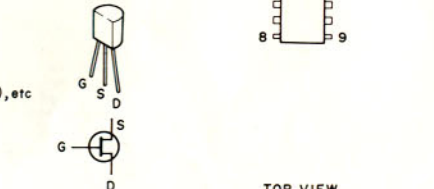
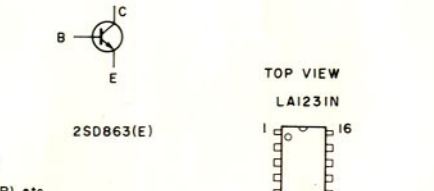
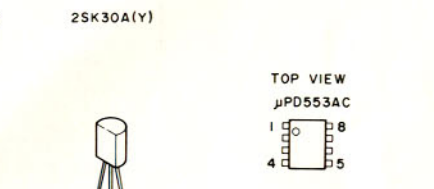
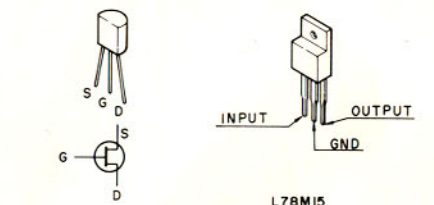
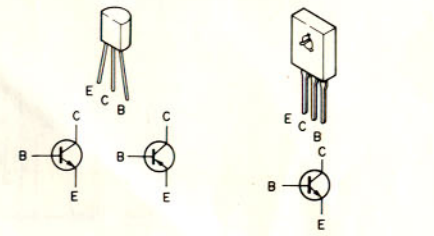
- C\*\*\*** : ELECTROLY CAP. ( ) / FILM CAP. ( )
- (1) EA - - - - - 10, Electrolytic condenser, one-way lead type, tolerance ±20%
  - (2) DF15 - - - 350, Plastic film condenser, one-way type, Mylar, ±5% 50V

\* In case of ordering the common parts, please establish the correct parts number of 10 figures by the procedure "ASSIGNMENT OF COMMON PARTS CODES"

# SCHEMATIC DIAGRAM FOR Model ST-54L



- QA01
- LA1245
- Q701
- AN6876
- Q201
- LA1231N
- Q202
- μPC1163H
- Q301
- 2SD1302(S,T)  
2SC1740S(R or S) 2SA933SP(R or S) 2SD985(L,K)  
2SC1047C
- KB4437
- Q501
- μPD1712CU-529
- Q502
- μPB553AC
- Q801
- NJM78M15A
- Q802
- Q203 ~ Q205  
Q208 ~ Q211
- 2SK30A(Y)
- TC9180N
- 2SC1047C
- QA03, QA05
- 2SK55D
- QA02
- 2SD1302(S,T)
- QA04, QA06, Q302, Q510
- Q220
- 2SK30A(Y)
- QA07, Q212, QA09
- Q214 ~ Q217, Q219, Q303,
- Q304, Q307 ~ Q311, Q506
- Q507 ~ Q509, Q511, Q512
- Q803, Q806, Q807, Q811, Q812
- 2SC536SP(F,G), 2SC2458(Y,G), etc
- QA08, QA10, QA11, Q206
- Q207, Q213, Q218, Q305
- Q306, Q312, Q503, Q504
- 2SA1048(Y,G,R), 2SA608SP(F,G), etc
- Q802, Q804
- 2SD863(E)
- Q805
- 2SK55D
- Q806
- 2SD985(L,K)

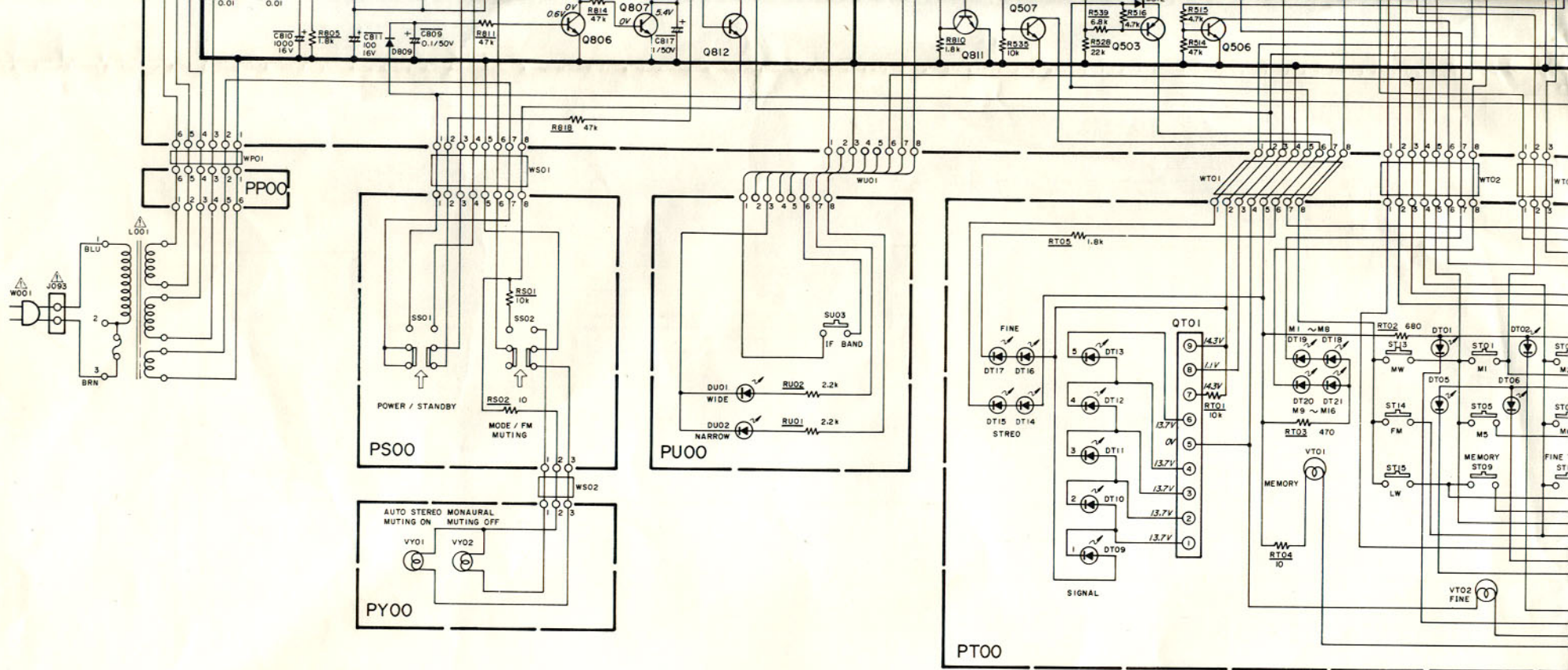


TOP VIEW  
μPD553AC

TOP VIEW  
LA1231N

TOP VIEW  
LA1245

TOP VIEW  
μPD1712CU-529



**NOTE ON SAFETY :**

Symbol  $\triangle$  Fire or electrical shock hazard. Only original parts should be used to replace any part marked with symbol  $\triangle$ . Any other component substitution (other than original type), may increase risk of fire or electrical shock hazard.

Components and wiring are subject to change for modification