

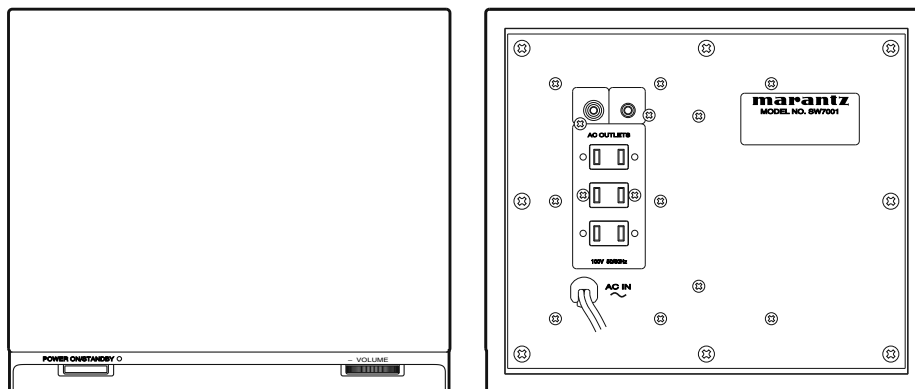
# Service Manual

SW7001 /F B/U1B

Subwoofer

## 2nd EDITION

- The model no. SW7001/U1B was added in this service manual.
- SW7001/U1B 仕向けを追加しました



## TABLE OF CONTENTS

SECTION	PAGE
1. TECHNICAL SPECIFICATIONS .....	1
2. MECHANICAL AND ELECTRICAL PARTS LIST .....	2
3. BLOCK DIAGRAM .....	3
4. SCHEMATIC DIAGRAM .....	5

Please use this service manual with referring to the user guide ( D.F.U. ) without fail.  
修理の際は、必ず取扱説明書を準備し操作方法を確認の上作業を行ってください。

# marantz®

## SW7001

Part no. 90M38CW855020  
First Issue 2007.10  
MZ

SW7001

## MARANTZ DESIGN AND SERVICE

Using superior design and selected high grade components, **MARANTZ** company has created the ultimate in stereo sound. Only original **MARANTZ** parts can insure that your **MARANTZ** product will continue to perform to the specifications for which it is famous.

Parts for your **MARANTZ** equipment are generally available to our National Marantz Subsidiary or Agent.

### ORDERING PARTS :

Parts can be ordered either by mail or by Fax.. In both cases, the correct part number has to be specified.

The following information must be supplied to eliminate delays in processing your order :

1. Complete address
2. Complete part numbers and quantities required
3. Description of parts
4. Model number for which part is required
5. Way of shipment
6. Signature : any order form or Fax. must be signed, otherwise such part order will be considered as null and void.

#### USA

**MARANTZ AMERICA, INC**  
100 CORPORATE DRIVE  
MAHWAH, NEW JERSEY 07430  
USA

#### EUROPE / TRADING

**MARANTZ EUROPE B.V.**  
P. O. BOX 8744, BUILDING SILVERPOINT  
BEEMDSTRAAT 11, 5653 MA EINDHOVEN  
THE NETHERLANDS  
PHONE : +31 - 40 - 2507844  
FAX : +31 - 40 - 2507860

#### CANADA

**D&M CANADA INC.**  
5-505 APPLE CREEK BLVD.  
MARKHAM, ONTARIO L3R 5B1  
CANADA

#### JAPAN

**D&M Holdings Inc.**  
D&M BUILDING, 2-1 NISSHIN-CHO,  
KAWASAKI-KU, KAWASAKI-SHI,  
KANAGAWA, 210-8569 JAPAN

株式会社 ディーアンドエムホールディングス  
本社 〒210-8569  
神奈川県川崎市川崎区日進町2-1 D&Mビル



#### KOREA

**D&M SALES AND MARKETING KOREA LTD.**  
CHUNG JIN B/D., #1001,  
53-5, WONHYORO 3 GA, YONGSAN-GU,  
SEOUL, 140-719, KOREA  
PHONE : +82 - 2 - 323 - 2155  
FAX : +82 - 2 - 323 - 2154


#### CHINA

**MARANTZ SHANGHAI TRADING LTD.**  
ROOM.506 SHANGHAI LIGHT INDUSTRY MANSION  
1578 NANJING (WEST) ROAD SHANGHAI  
CHINA  
TEL : 021 - 6248 - 1064  
FAX : 021 - 6248 - 3565

### NOTE ON SAFETY :

Symbol  Fire or electrical shock hazard. Only original parts should be used to replaced any part marked with symbol  . Any other component substitution (other than original type), may increase risk of fire or electrical shock hazard.

### 安全上の注意 :

 がついている部品は、安全上重要な部品です。必ず指定されている部品番号のものを使用して下さい。

### SHOCK, FIRE HAZARD SERVICE TEST :

**CAUTION :** After servicing this appliance and prior to returning to customer, measure the resistance between either primary AC cord connector pins ( with unit NOT connected to AC mains and its Power switch ON ), and the face or Front Panel of product and controls and chassis bottom.

Any resistance measurement less than 1 Megohms should cause unit to be repaired or corrected before AC power is applied, and verified before it is return to the user/customer.

Ref. UL Standard No. 60065.

In case of difficulties, do not hesitate to contact the Technical Department at above mentioned address.

# 1. TECHNICAL SPECIFICATIONS

## ● Power amplifier section

Rated output..... 50 W (EIAJ 100 Hz, 4 Ω)  
 Line input sensitivity ..... 220mV  
 Frequency characteristics.....38Hz~170Hz

## ● Speakers

Enclosure..... bass reflex type  
 Speaker unit ..... 16 cm cone  
 Rated impedance ..... 4 Ω

## ● Power supply

Power requirements..... AC 120 V 60 Hz  
 Rated power consumption..... 60 W  
 Power consumption in standby mode... 0.5 W

## ● Dimensions / Mass

Width ..... 231 mm (9-1/8 ins.)  
 Height ..... 203 mm (8 ins.)  
 Depth ..... 312 mm (12-5/16 ins.)  
 Mass ..... 6.2 kg (13.7 lbs)

## ● Supplied accessories

Audio cable ..... 1  
 Remote control cable..... 1  
 User Guide (this manual)..... 1  
 Warranty card (USA x 1, CANADA x 1)..... 1

### Note:

The speaker nets cannot be removed.

## ● パワーアンプ部

定格出力 ..... 50W (EIAJ 100Hz 4 Ω)  
 ライン入力感度 ..... 220mV  
 再生周波数特性 ..... 38Hz ~ 170Hz

## ● スピーカー部

エンクロージャー ..... バスレフ型  
 スピーカーユニット ..... 16cm コーンタイプ  
 定格インピーダンス ..... 4 Ω

## ● 電源部

電源電圧/周波数 ..... AC100V 50/60Hz  
 定格消費電力 ..... 60 W  
 待機電力 ..... 0.5 W

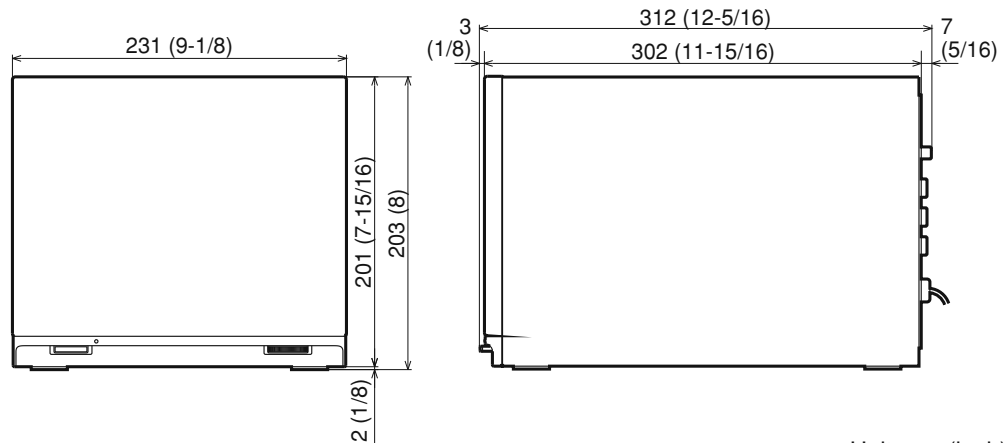
## ● 外形・重量

最大外形寸法  
 幅 ..... 231 mm  
 高さ ..... 203 mm  
 奥行 ..... 312 mm  
 質量(重量) ..... 6.2 kg

### 【ご注意】

サランネットは取り外せません。

## ● Dimensions



Unit: mm (inch)


## 2. MECHANICAL AND ELECTRICAL PARTS LIST

Note : Photo is USA Version


### 1 : MAINS COED



F1 : FUSE  
F2 : FUSE



### 3 : OUTLET PWB ASS'Y




### 4 : NET




### 5 : WOOFER




### 6 : MAIN TRANSFORMER PWB ASS'Y



### 7 : REA PWB ASS'Y

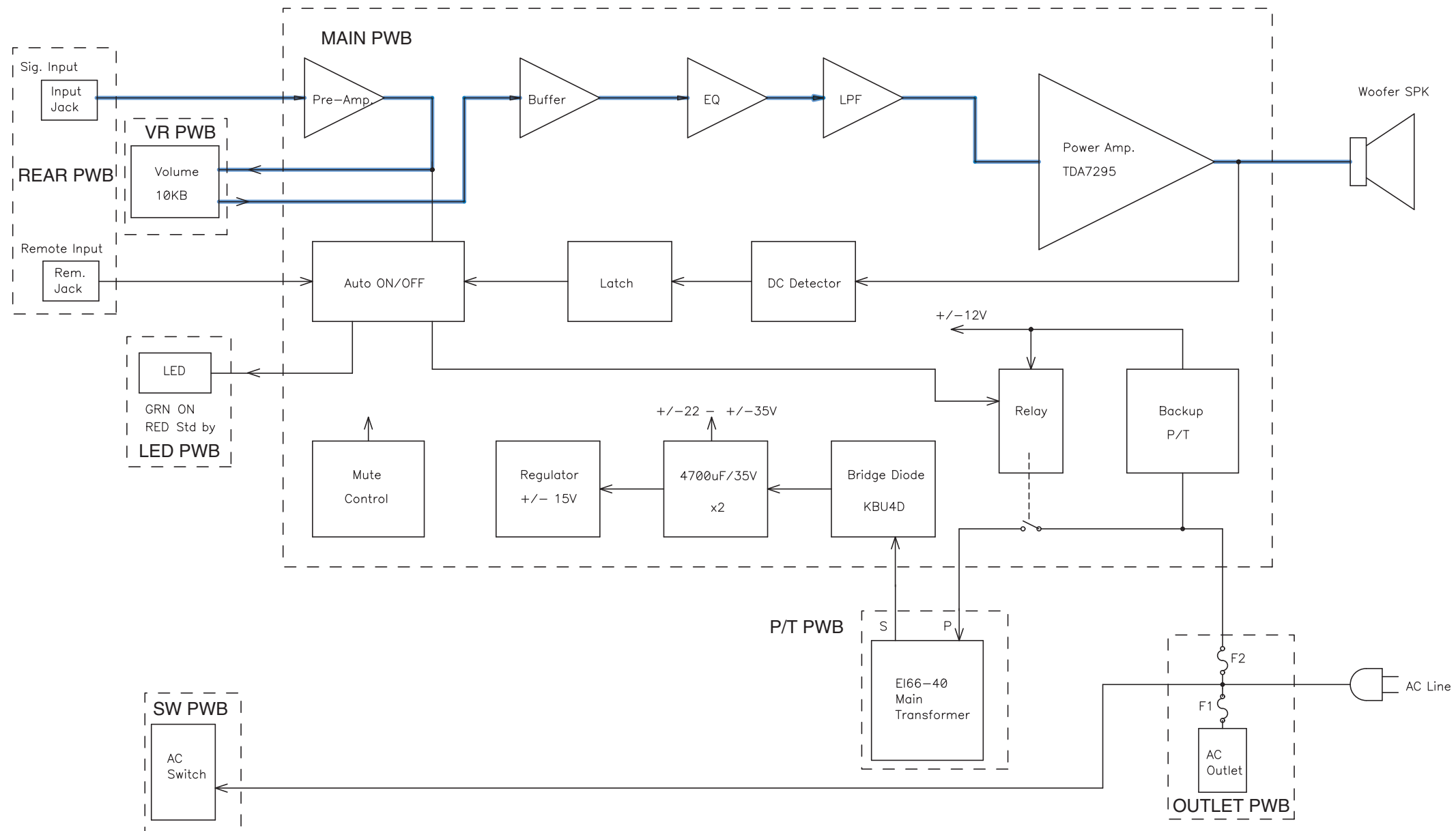


### 8 : MAIN PWB ASS'Y



P.W.B. NAME	POS. NO.	VERS. COLOR	PART NO. (FOR EUR)	PART NO. (MZ)	PART NAME	DESCRIPTION
	1	F B		90M-YC000970R	MAINS CORD	MAINS CORD 2M 115/230V 316-0M3555-00
	1	/U1B		90M-YC000980R	MAINS CORD	MAINS CORD (US) CONNECTOR 316-KP3555-01
	F1	F B		90M-FS001500R	FUSE	FUSE 4A/250V/51MS 365-312400100LF
	F1	/U1B		90M-FS001550R	FUSE	FUSE 3.15A/250V/51MS 365-312315101LF
	F2	F B		90M-FS001510R	FUSE	FUSE 1.6A/250V/51MS 365-51MS016H
	F2	/U1B		90M-FS001560R	FUSE	FUSE 1.25A/250V/51MS 365-312125101LF
	3	F B		90M-ZZ004640R	PWB ASSY	OUTLET PWB ASSY SW-7001 JP-M1 330-SW70LJ-50
	3	/U1B		90M-ZZ004840R	PWB ASSY	OUTLET PWB ASSY SW7001 US-M1 330-SW70LK-50
	4			00M38CW202010	NET	CLOTH FRAME ASSY SW7001B X201-W70011B-50
	5			90M-QK000290R	SPEAKER	WOOFER SW7001 304-XSW70011600
	6	F B		90M-ZZ004650R	PWB ASSY	TRANSF. PWB ASSY SW-7001 JP 330-SW70PJ-10
	6	/U1B		90M-ZZ004850R	PWB ASSY	TRANSF. PWB ASSY SW7001 US 330-SW70PK-10
	7			90M-ZZ004660R	PWB ASSY	REAR PWB ASSY SW-7001-MI 330-SW70RR-50
	8	F B		90M-ZZ004670R	PWB ASSY	MAIN PWB ASSY SW-7001 JP-MI 330-SW70MJ-50
	8	/U1B		90M-ZZ004860R	PWB ASSY	MAIN PWB ASSY SW7001 US 330-SW70MK-10
<b>PACKING</b>						
	9	F B		00M38CW851110	USER GUIDE	USER GUIDE SW7001 F-1 640-07001F-00
	9	/U1B		00M38CW851250	USER GUIDE	USER GUIDE SW7001U 640-07001U-00
	10	F B		00M38CW851120	USER GUIDE	USER GUIDE SW7001 F-2 640-17001F-00

### 3. BLOCK DIAGRAM



# 4. SCHEMATIC DIAGRAM

