

M3e

Integrated Amplifier

SERVICE MANUAL ADDENDUM

M3e

Integrated Amplifier



M3e Assembly Parts List

01-50301-01 M3e C Balance Board XLR inputs & outputs

01-50303-01 M3e C Connector Board

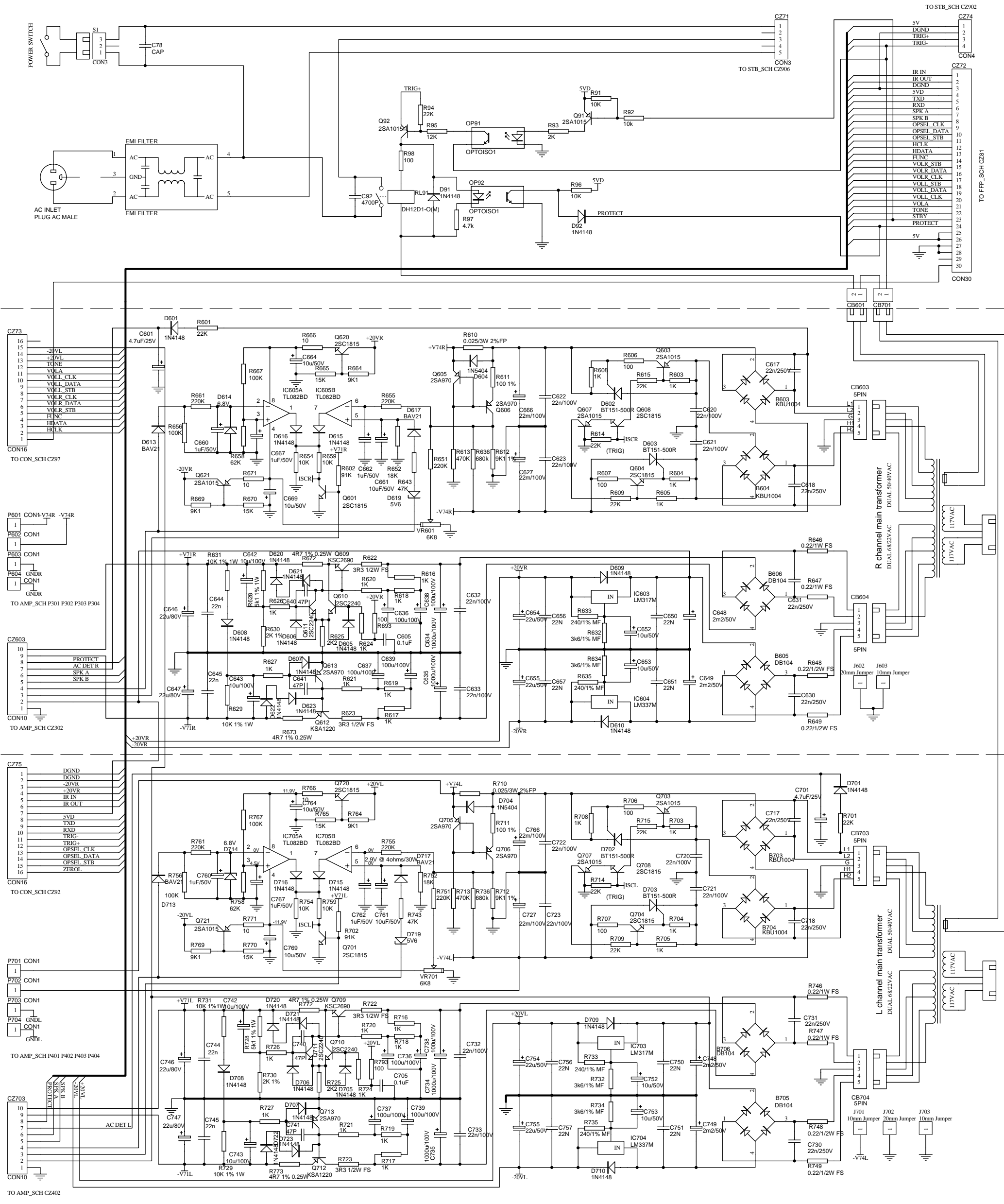
01-50304-01 M3e C Keyboard (Front Panel)

01-50305-01 M3e C Power Board PSU

01-50307-03 M3e C Standby board (Lower)

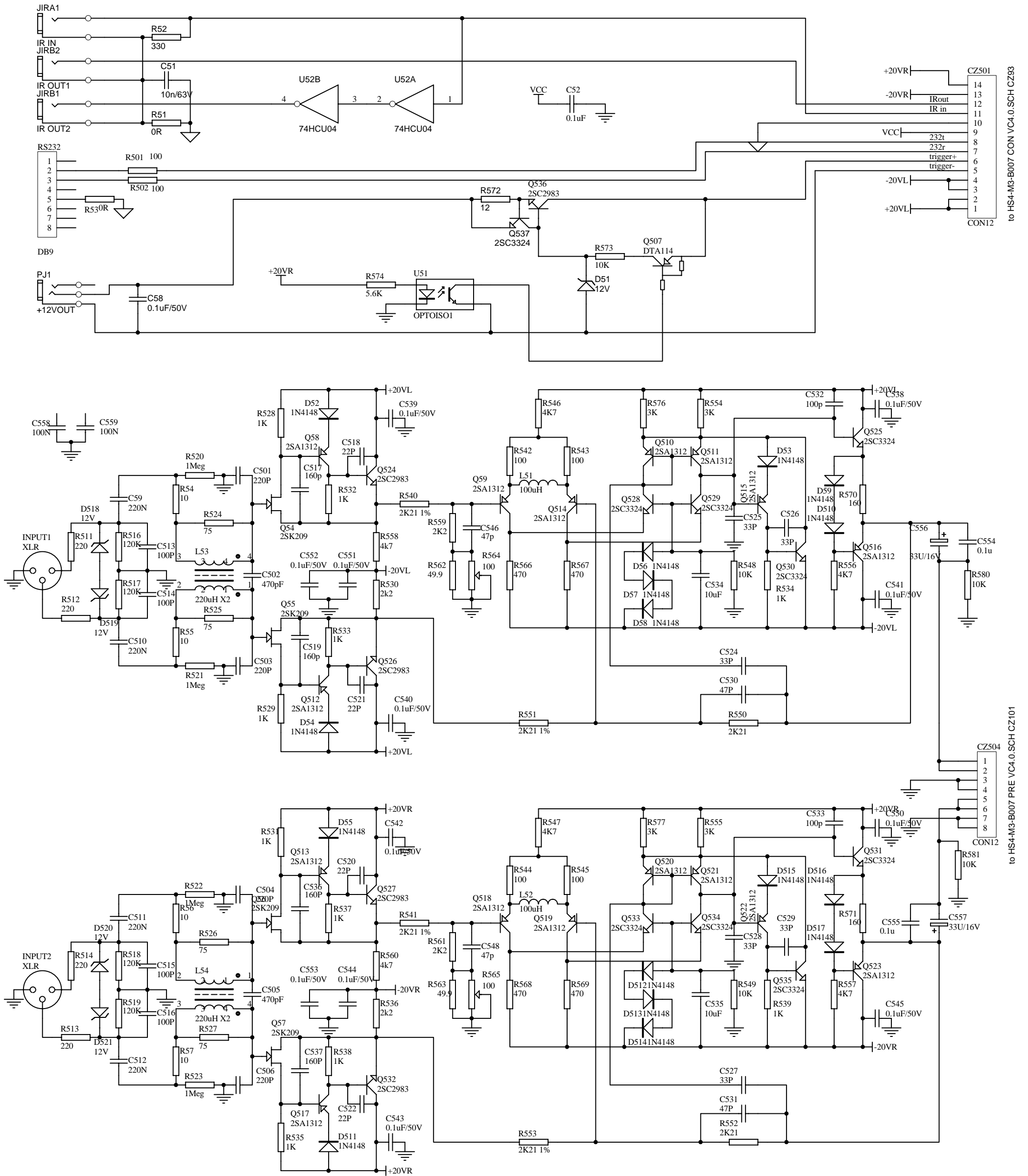
01-50307-22 M3e C standby board (upper) 0.5W version

POWER SUPPLY ASSEMBLIES



REV.	DESCRIPTION	Date
VM1.0	Change C661 C761 from 1uF/50V to 10uF/50V, R652 R752 to 18K, R643 R743 to 47K, R622 R623 R722 R723 from 33R/1/4W to 3R3/1/4W, R646 R647 R746 R747 from 0.22R/1/4W to 0.22R/1W, R648 R649 R748 R749 from 0.22R/1/4W to 0.22R/1/2W	2006/3/11
VM1.1	R628 R728 from 5K1 0.6W 1% to 5K1 1W 1% R629 R631 R729 R731 from 10K 0.25W 1% to 10K 1W 1%	2006-5-24
	R622 R623 R722 R723 From 3R3 0.25W RF to 3R3 0.5 W RF	2006-5-24
VM1.2	ADD R672 R673 R772 R773 4.7OHM 0.25W ADD D620 D621 D622 D623, D720 D721 D722 D723 1N4148	2006-6-5
	C666 C627 C766 C727 from 22m/80V to 22m/100V	

BALANCE BOARD

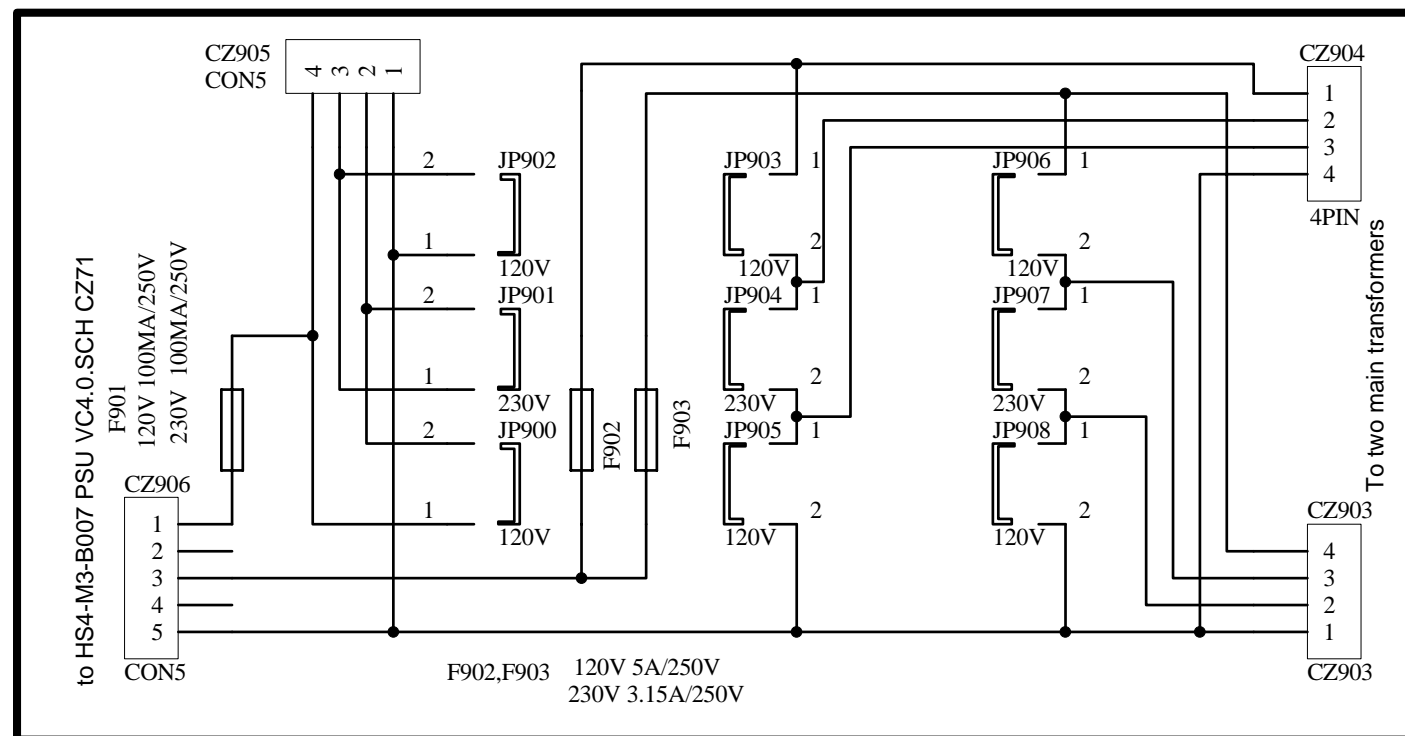
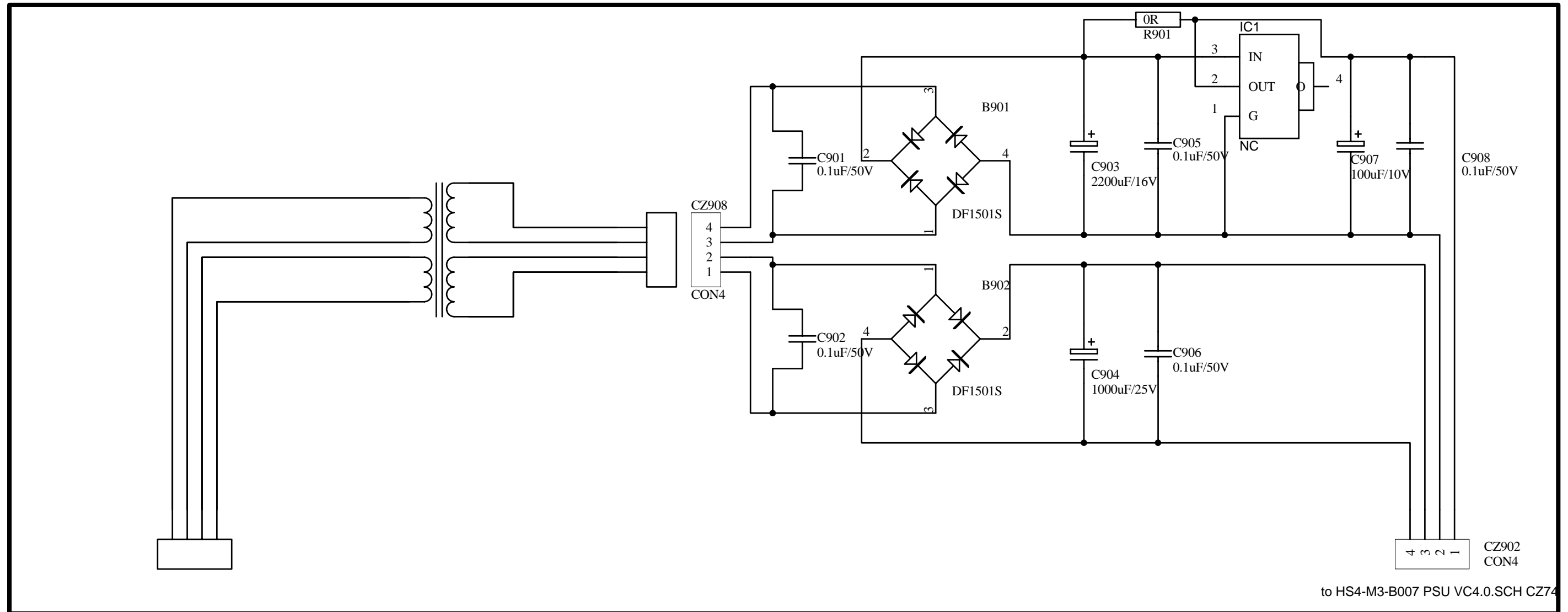


to HS4-M3-B007 CON VC4.0.SCH CZ93

to HS4-M3-B007 PRE VC4.0.SCH CZ101

REV.	DESCRIPTION	
	R546 R547 from 10k to 4k7	
	R554 R555 from 4k7 to 3k3	
	Q524 Q526 Q527 Q532 from 2SC3324 to KSC2690	
	R571 R570 from 47 to 82	
	C556,C557 FROM 100U/16V TO 33U/16V	2005-4-27

STANDBY POWER SUPPLY



CONNECTION BOARD

