

Product: A/V Receivers

Hardware Technical Bulletin: T163-H2004-01

Date: June 15, 2004

Subject: Flat Ribbon Cables

Note:

Previous T.B.'s required:


YES

NO

DESCRIPTION: *The unit may be experiencing intermittent audio or display. The unit may not always power up.*

REASON: *The flat ribbon cables, primarily the ones running from the front panel but may include all flat ribbon cables. They may have intermittent contact due to oxidization.*

SOLUTION: *Clean all ribbon connectors using an eraser or preferably a non alcohol based cleaner which will leave no residue. See figures 1, 2 and 3.*




Locate and remove the ribbon cables, front panel cables shown.

Figure 1


Product: A/V Receivers

Hardware Technical Bulletin: T163-H2004-01



Ribbon cables are easily unplugged from these connectors.

Figure 2



Clean the ends of the ribbon cables with eraser or non alcohol based cleaners.

Figure 3

Contact:
NAD Electronics International
633 Granite Court
Pickering, ON Canada L1K 3K1
Voice: 905-831-0799 FAX 905-837-6357
www.nadelectronics.com