

SERVICE MANUAL



T 572

**DVD / VCD / CD
PLAYER**

T 572

**DVD / VCD / CD
PLAYER**

CONTENTS

SECTION 1 SUMMARY

SECTION 2 CABINET & MAIN CHASSIS

SECTION 3 ELECTRICAL

SECTION 4 MECHANISM

SECTION 5 REPLACEMENT PARTS LIST

SECTION 1

SUMMARY

CONTENTS

PRODUCT SAFETY SERVICING GUIDELINES FOR VIDEO PRODUCTS	1-2
SERVICING PRECAUTIONS	1-3
• GENERAL SERVICING PRECAUTIONS	
• INSULATION CHECKING PRODEDURE	
• ELECTROSTATICALLY SENSITIVE DEVICES	

PRODUCT SAFETY SERVICING GUIDELINES FOR VIDEO PRODUCTS

CAUTION : DO NOT ATTEMPT TO MODIFY THIS PRODUCT IN ANY WAY, NEVER PERFORM CUSTOMIZED INSTALLATIONS WITHOUT MANUFACTURER'S APPROVAL. UNAUTHORIZED MODIFICATIONS WILL NOT ONLY VOID THE WARRANTY, BUT MAY LEAD TO YOUR BEING LIABLE FOR ANY RESULTING PROPERTY DAMAGE OR USER INJURY.

SERVICE WORK SHOULD BE PERFORMED ONLY AFTER YOU ARE THOROUGHLY FAMILIAR WITH ALL OF THE FOLLOWING SAFETY CHECKS AND SERVICING GUIDELINES. TO DO OTHERWISE, INCREASES THE RISK OF POTENTIAL HAZARDS AND INJURY TO THE USER.

WHILE SERVICING, USE AN ISOLATION TRANSFORMER FOR PROTECTION FROM A.C. LINE SHOCK.

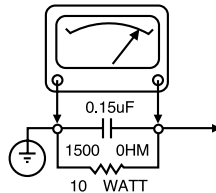
SAFETY CHECKS

AFTER THE ORIGINAL SERVICE PROBLEM HAS BEEN CORRECTED, A CHECK SHOULD BE MADE OF THE FOLLOWING.

SUBJECT : FIRE & SHOCK HAZARD

1. BE SURE THAT ALL COMPONENTS ARE POSITIONED IN SUCH A WAY AS TO AVOID POSSIBILITY OF ADJACENT COMPONENT SHORTS. THIS IS ESPECIALLY IMPORTANT ON THOSE MODULES WHICH ARE TRANSPORTED TO AND FROM THE REPAIR SHOP.
2. NEVER RELEASE A REPAIR UNLESS ALL PROTECTIVE DEVICES SUCH AS INSULATORS, BARRIERS, COVERS, SHIELDS, STRAIN RELIEFS, POWER SUPPLY CORDS, AND OTHER HARDWARE HAVE BEEN REINSTALLED PER ORIGINAL DESIGN. BE SURE THAT THE SAFETY PURPOSE OF THE POLARIZED LINE PLUG HAS NOT BEEN DEFEATED.
3. SOLDERING MUST BE INSPECTED TO DISCOVER POSSIBLE COLD SOLDER JOINTS, SOLDER SPLASHES OR SHARP SOLDER POINTS. BE CERTAIN TO REMOVE ALL LOOSE FOREIGN PARTICLES.
4. CHECK FOR PHYSICAL EVIDENCE OF DAMAGE OR DETERIORATION TO PARTS AND COMPONENTS, FOR FRAYED LEADS, DAMAGED INSULATION (INCLUDING A.C. CORD), AND REPLACE IF NECESSARY. FOLLOW ORIGINAL LAYOUT, LEAD LENGTH AND DRESS.
5. NO LEAD OR COMPONENT SHOULD TOUCH A RECEIVING TUBE OR A RESISTOR RATED AT 1 WATT OR MORE. LEAD TENSION AROUND PROTRUDING METAL SURFACES MUST BE AVOIDED.
6. ALL CRITICAL COMPONENTS SUCH AS FUSES, FLAMEPROOF RESISTORS, CAPACITORS, ETC. MUST BE REPLACED WITH EXACT FACTORY TYPES. DO NOT USE REPLACEMENT COMPONENTS OTHER THAN THOSE SPECIFIED OR MAKE UNRECOMMENDED CIRCUIT MODIFICATIONS.
7. AFTER RE-ASSEMBLY OF THE SET ALWAYS PERFORM AN A.C. LEAKAGE TEST ON ALL EXPOSED METALLIC PARTS OF THE CABINET, (THE CHANNEL SELECTOR KNOB, ANTENNA TERMINALS, HANDLE AND SCREWS) TO BE SURE THE SET IS SAFE TO OPERATE WITHOUT DANGER OF ELECTRICAL SHOCK. DO NOT USE A LINE ISOLATION TRANSFORMER DURING THIS TEST USE AN A.C. VOLT-METER, HAVING 5000 OHMS PER VOLT OR MORE SENSITIVITY, IN THE FOLLOWING MANNER; CONNECT A 1500 OHM 10 WATT RESISTOR, PARALLELED BY A .15 MFD. 150.V A.C TYPE CAPACITOR BETWEEN A KNOWN GOOD EARTH GROUND (WATER PIPE, CONDUIT, ETC.) AND THE EXPOSED METALLIC PARTS, ONE AT A TIME. MEASURE THE A.C. VOLTAGE ACROSS THE COMBINATION OF 1500 OHM RESISTOR AND .15 MFD CAPACITOR. REVERSE THE A.C. PLUG AND REPEAT A.C. VOLTAGE MEASUREMENTS FOR EACH EXPOSED METALLIC PART. VOLTAGE MEASURED MUST NOT EXCEED 75 VOLTS R.M.S. THIS CORRESPONDS TO 0.5 MILLIAMPS A.C ANY VALUE EXCEEDING THIS LIMIT CONSTITUTES A POTENTIAL SHOCK HAZARD AND MUST BE CORRECTED IMMEDIATELY.

A.C. VOLTMETER



GOOD EARTH GROUND SUCH AS THE WATER PIPE, CONDUIT, ETC

PLACE THIS PROBE ON EACH EXPOSED METAL PART

SUBJECT: GRAPHIC SYMBOLS



THE LIGHTNING FLASH WITH APROWHEAD SYMBOL, WITHIN AN EQUILATERAL TRIANGLE, IS INTENDED TO ALERT THE SERVICE PERSONNEL TO THE PRESENCE OF UNINSULATED "DANGEROUS VOLTAGE" THAT MAY BE OF SUFFICIENT MAGNITUDE TO CONSTITUTE A RISK OF ELECTRIC SHOCK.



THE EXCLAMATION POINT WITHIN AN EQUILATERAL TRIANGLE IS INTENDED TO ALERT THE SERVICE PERSONNEL TO THE PRESENCE OF IMPORTANT SAFETY INFORMATION IN SERVICE LITERATURE.

SUBJECT : X-RADIATION

1. BE SURE PROCEDURES AND INSTRUCTIONS TO ALL SERVICE PERSONNEL COVER THE SUBJECT OF X-RADIATION. THE ONLY POTENTIAL SOURCE OF X-RAYS IN CURRENT T.V. RECEIVERS IS THE PICTURE TUBE. HOWEVER, THIS TUBE DOES NOT EMIT X-RAYS WHEN THE HIGH VOLTAGE IS AT THE FACTORY SPECIFIED LEVEL. THE PROPER VALUE IS GIVEN IN THE APPLICABLE SCHEMATIC. OPERATION AT HIGHER VOLTAGES MAY CAUSE A FAILURE OF THE PICTURE TUBE OR HIGH VOLTAGE SUPPLY AND, UNDER CERTAIN CIRCUMSTANCES, MAY PRODUCE RADIATION IN EXCESS OF DESIRABLE LEVELS.
2. ONLY FACTORY SPECIFIED C.R.T. ANODE CONNECTORS MUST BE USED. DEGAUSSING SHIELDS ALSO SERVE AS AN X-RAY SHIELD IN COLOR SETS, ALWAYS RE-INSTALL THEM.
3. IT IS ESSENTIAL THAT SERVICE PERSONNEL HAVE AVAILABLE AN ACCURATE AND RELIABLE HIGH VOLTAGE METER. THE CALIBRATION OF THE METER SHOULD BE CHECKED PERIODICALLY AGAINST A REFERENCE STANDARD, SUCH AS THE ONE AVAILABLE AT YOUR DISTRIBUTOR.
4. WHEN THE HIGH VOLTAGE CIRCUITRY IS OPERATING PROPERLY THERE IS NO POSSIBILITY OF AN X-RADIATION PROBLEM. EVERY TIME A COLOR CHASSIS IS SERVICED, THE BRIGHTNESS SHOULD BE RUN UP AND DOWN WHILE MONITORING THE HIGH VOLTAGE WITH A METER TO BE CERTAIN THAT THE HIGH VOLTAGE DOES NOT EXCEED THE SPECIFIED VALUE AND THAT IT IS REGULATING CORRECTLY. WE SUGGEST THAT YOU AND YOUR SERVICE ORGANIZATION REVIEW TEST PROCEDURES SO THAT VOLTAGE REGULATION IS ALWAYS CHECKED AS A STANDARD SERVICING PROCEDURE AND THAT THE HIGH VOLTAGE READING BE RECORDED ON EACH CUSTOMER'S INVOICE.
5. WHEN TROUBLESHOOTING AND MAKING TEST MEASUREMENTS IN A PRODUCT WITH A PROBLEM OF EXCESSIVE HIGH VOLTAGE, AVOID BEING UNNECESSARILY CLOSE TO THE PICTURE TUBE AND THE HIGH VOLTAGE SUPPLY. DO NOT OPERATE THE PRODUCT LONGER THAN IT IS NECESSARY TO LOCATE THE CAUSE OF EXCESSIVE VOLTAGE.
6. REFER TO HV. B+ AND SHUTDOWN ADJUSTMENT PROCEDURES DESCRIBED IN THE APPROPRIATE SCHEMATIC AND DIAGRAMS (WHERE USED).

SUBJECT: IMPLOSION

1. ALL DIRECT VIEWED PICTURE TUBES ARE EQUIPPED WITH AN INTEGRAL IMPLOSION PROTECTION SYSTEM, BUT CARE SHOULD BE TAKEN TO AVOID DAMAGE DURING INSTALLATION, AVOID SCRATCHING THE TUBE. IF SCRATCHED REPLACE IT.
2. USE ONLY RECOMMENDED FACTORY REPLACEMENT TUBES.

SUBJECT : TIPS ON PROPER INSTALLATION

1. NEVER INSTALL ANY PRODUCT IN A CLOSED-IN RECESS, CUBBY-HOLE OR CLOSELY FITTING SHELF SPACE, OVER OR CLOSE TO HEAT DUCT, OR IN THE PATH OF HEATED AIR FLOW.
2. AVOID CONDITIONS OF HIGH HUMIDITY SUCH AS: OUTDOOR PATIO INSTALLATIONS WHERE DEW IS A FACTOR, NEAR STEAM RADIATORS WHERE STEAM LEAKAGE IS A FACTOR, ETC.
3. AVOID PLACEMENT WHERE DRAPERIES MAY OBSTRUCT REAR VENTING. THE CUSTOMER SHOULD ALSO AVOID THE USE OF DECORATIVE SCARVES OR OTHER COVERINGS WHICH MIGHT OBSTRUCT VENTILATION.
4. WALL AND SHELF MOUNTED INSTALLATIONS USING A COMMERCIAL MOUNTING KIT, MUST FOLLOW THE FACTORY APPROVED MOUNTING INSTRUCTIONS. A PRODUCT MOUNTED TO A SHELF OR PLATFORM MUST RETAIN ITS ORIGINAL FEET (OR THE EQUIVALENT THICKNESS IN SPACERS) TO PROVIDE ADEQUATE AIR FLOW ACROSS THE BOTTOM. BOLTS OR SCREWS USED FOR FASTENERS MUST NOT TOUCH ANY PARTS OR WIRING. PERFORM LEAKAGE TEST ON CUSTOMIZED INSTALLATIONS.
5. CAUTION CUSTOMERS AGAINST THE MOUNTING OF A PRODUCT ON SLOPING SHELF OR A TILTED POSITION, UNLESS THE PRODUCT IS PROPERLY SECURED.
6. A PRODUCT ON A ROLL-ABOUT CART SHOULD BE STABLE ON ITS MOUNTING TO THE CART. CAUTION THE CUSTOMER ON THE HAZARDS OF TRYING TO ROLL A CART WITH SMALL CASTERS ACROSS THRESHOLDS OR DEEP PILE CARPETS.
7. CAUTION CUSTOMERS AGAINST THE USE OF A CART OR STAND WHICH HAS NOT BEEN LISTED BY UNDERWRITERS LABORATORIES, INC. FOR USE WITH THEIR SPECIFIC MODEL OF TELEVISION RECEIVER OR GENERALLY APPROVED FOR USE WITH T.V.'S OF THE SAME OR LARGER SCREEN SIZE.
8. CAUTION CUSTOMERS AGAINST THE USE OF EXTENSION CORDS. EXPLAIN THAT A FOREST OF EXTENSIONS SPROUTING FROM A SINGLE OUTLET CAN LEAD TO DISASTROUS CONSEQUENCES TO HOME AND FAMILY.

SERVICING PRECAUTIONS

CAUTION : Before servicing the DVD covered by this service data and its supplements and ADDENDUMS, read and follow the **SAFETY PRECAUTIONS**. **NOTE :** if unforeseen circumstances create conflict between the following servicing precautions and any of the safety precautions in this publications, always follow the safety precautions.

Remember Safety First:

General Servicing Precautions

1. Always unplug the DVD AC power cord from the AC power source before:
 - (1) Removing or reinstalling any component, circuit board, module, or any other assembly.
 - (2) Disconnection or reconnecting any internal electrical plug or other electrical connection.
 - (3) Connecting a test substitute in parallel with an electrolytic capacitor.
Caution : A wrong part substitution or incorrect polarity installation of electrolytic capacitors may result in an explosion hazard.
2. Do not spray chemicals on or near this DVD or any of its assemblies.
3. Unless specified otherwise in this service data, clean electrical contacts by applying an appropriate contact cleaning solution to the contacts with a pipe cleaner, cotton-tipped swab, or comparable soft applicator. Unless specified otherwise in this service data, lubrication of contacts is not required.
4. Do not defeat any plug/socket B+ voltage interlocks with which instruments covered by this service manual might be equipped.
5. Do not apply AC power to this DVD and/or any of its electrical assemblies unless all solid-state device heat sinks are correctly installed.
6. Always connect test instrument ground lead to the appropriate ground before connection the test instrument positive lead. Always remove the test instrument ground lead last.

Insulation Checking Procedure

Disconnect the attachment plug from the AC outlet and turn the power on. Connect an insulation resistance meter(500V) to the blades of the attachment plug. The insulation resistance between each blade of the attachment plug and accessible conductive parts (Note 1) should be more than 1M-ohm.

Note 1 : Accessible Conductive Parts including Metal panels, Input terminals, Earphone jacks, etc.

Electrostatically Sensitive (ES) Devices

Some semiconductor (solid state) devices can be damaged easily by static electricity. Such components commonly are called Electrostatically Sensitive (ES) Devices. Examples of typical ES devices are integrated circuits and some field effect transistors and semiconductor chip components.

The following techniques should be used to help reduce the incidence of component damage caused by static electricity.

1. Immediately before handling any semiconductor component or semiconductor-equipped assembly, drain off any electrostatic charge on your body by touching a known earth ground. Alternatively, obtain and wear a commercially available discharging wrist strap device, which should be removed for potential shock reasons prior to applying power to the unit under test.
2. After removing an electrical assembly equipped with ES devices, place the assembly on a conductive surface such as aluminum foil, to prevent electrostatic charge buildup or exposure of the assembly.
3. Use only a GROUNDED-tip soldering iron to solder or unsolder ES devices.
4. Use only an anti-static solder removal device. Some solder removal devices not classified a "anti-static" can generate electrical charges sufficient to damage ES devices.
5. Do not use freon-propelled chemicals. These can generate electrical charge sufficient to damage ES devices.
6. Do not remove a replacement ES device from its protective package until immediately before you are ready to install it. (Most replacement ES devices are packaged with leads electrically shorted together by conductive foam, aluminum foil, or comparable conductive material).
7. Immediately before removing the protective material from the leads of a replacement ES device, touch the protective material to the chassis or circuit assembly into which the device will be installed.

Caution : Be sure no power is applied to the chassis or circuit, and observe all other safety precautions.

8. Minimize bodily motions when handling unpackaged replacement ES devices. (Normally harmless motion such as the brushing together of your clothes fabric or the lifting of your foot from a carpeted floor can generate static electricity sufficient to damage an ES device.)

SPECIFICATIONS

• GENERAL

Power requirements	AC120V, 60Hz
Power consumption	14W
Dimensions(approx.)	430 x 118 x 408mm (16.9 X 4.7 X 16.1 inches)(wxhxd)
Mass(approx.)	5.7kg(12.6 lbs)
Operating temperature	5°C to 40°C (41°F to 104°F)
Operating humidity	5 % to 90 %

• SYSTEM

Laser	Semiconductor laser, wavelength 650nm
Signal system	NTSC
Frequency response	DVD (PCM 96kHz): 8Hz to 44kHz DVD (PCM 48kHz): 8Hz to 22kHz CD: 8Hz to 20kHz
Signal-to-noise ratio	More than 100dB (ANALOG OUT connectors only)
Harmonic distortion	Less than 0.008%
Dynamic range	More than 100dB(DVD) More than 95dB(CD)

• OUTPUTS

VIDEO OUTPUTS	1Vp-p, 75 ohms, sync negative, RCA jack x 1
S-V IDEO OUTPUTS	(Y)1.0V(p-p), 75Ω, negative sync., Mini DIN 4-pin x 1 (C)0.3V(p-p), 75 ohms
COMPONENT VIDEO OUT	(Y)1.0V(p-p), 75Ω, negative sync., RCA jack x 1 (P _B)/(P _R)0.7V(p-p), 75 Ω, RCA jack x 2
Audio output(digital audio)	0.5V(p-p), 75Ω, RCA jack X 1
Audio output(optical audio)	0.5V(p-p), 75Ω,Optical connector x 1
Audio output(analog audio)	2.0Vrms (1kHz, 0dB), 330Ω, RCA jack (L, R) x 2

SECTION 2
CABINET & MAIN CHASSIS

CONTENTS

- 1. DISASSEMBLY.....2-2**
 - CABINET DISASSEMBLY2-2**
 - CIRCUIT BOARD DISASSEMBLY2-3**
- 2. EXPLODED VIEWS2-4**
 - 1. Cabinet and Main Frame Section2-4**
 - 2. Packing Accessory Section2-6**

DISASSEMBLY

CAUTION BEFORE STARTING SERVICING

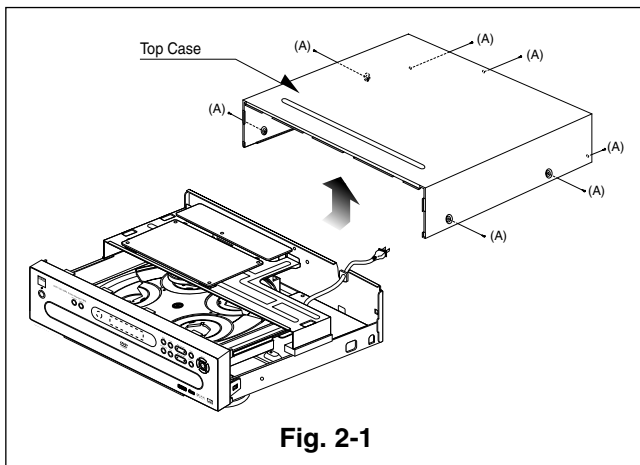
Electronic parts are susceptible to static electricity and may easily be damaged, so do not forget to take a proper grounding treatment as required.

Many screws are used inside the unit. To prevent missing, dropping, etc. of the screws, always use a magnetized screw driver in servicing. Several kinds of screws are used and some of them need special cautions. That is, take care of the tapping screws securing molded parts and fine pitch screws used to secure metal parts. If they are used improperly, the screw holes will be easily damaged and the parts can not be fixed.

CABINET DISASSEMBLY

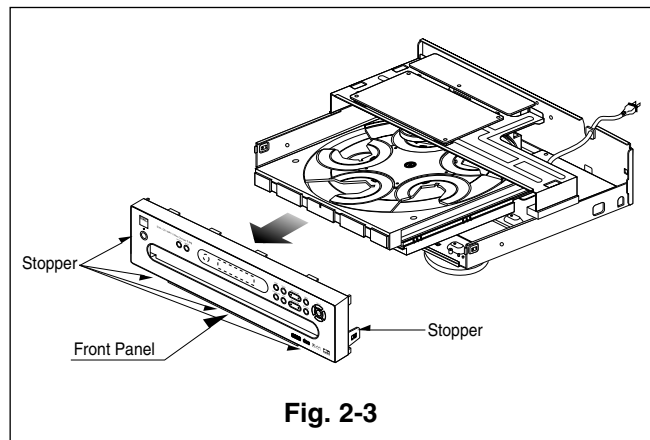
1. Top Case

1. Release 7 screws (A). (See Fig. 2-1)
2. Lift the top case with holding the back of it, and remove it in the direction of the arrow.



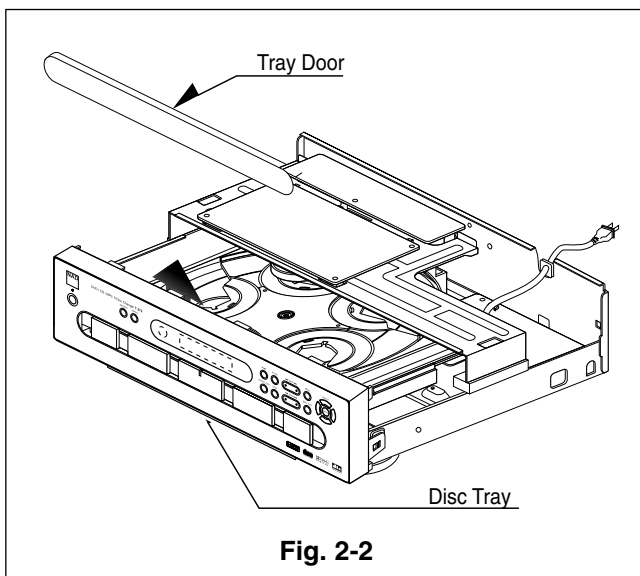
3. Front Panel

1. Eject the disc tray. (See Fig. 2-2)
2. Remove the tray door. (See Fig. 2-2)
3. Pull the front panel toward you while pressing 5 stoppers to disengage, and remove the front panel. (See Fig. 2-3)



2. Tray Door

1. Eject the disc tray.
2. Lift up the tray door in the direction of the arrow.



CIRCUIT BOARD DISASSEMBLY

Note: Before removing the main circuit board, be sure to shortcircuit the laserdiode output land.
 After replacing the main circuit board, open the land after inserting the flexible connector.
 (Refer to Mechanism Disassembly)

1. Disassemble Main circuit board, Jack circuit board, Power circuit board and MD Ass'y DPM1.

1. Remove the top case.(See Fig. 2-1)
2. Remove 10 screws (B).
3. Disassemble Main circuit board and Jack circuit board from Bracket Main.
4. Unscrew 3 screws(C) at Bracket Main.
5. Disassemble Bracket Main from Main chassis.
6. Unscrew 4 screws(D) at MD Ass'y DPM1.
7. Turn the portion the direction of arrow to move the Base Assembly Tray in front of you.
8. Release the other 3 screws(E).
9. Disassemble MD Ass'y DPM1 from Main chassis.
10. Unscrew 4 screws(F) at Power circuit.
11. Disassemble power circuit board from Main chassis.

2. Digitron and Key Circuit Board

1. Remove the front panel.(See Fig. 2-3)
2. Release 6 screws (G), and remove the digitron circuit board.

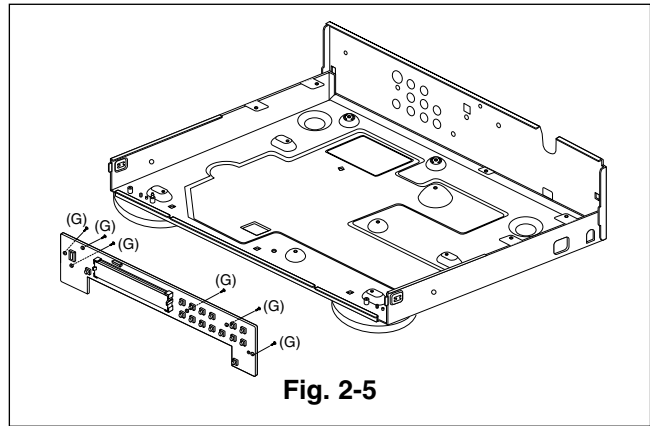


Fig. 2-5

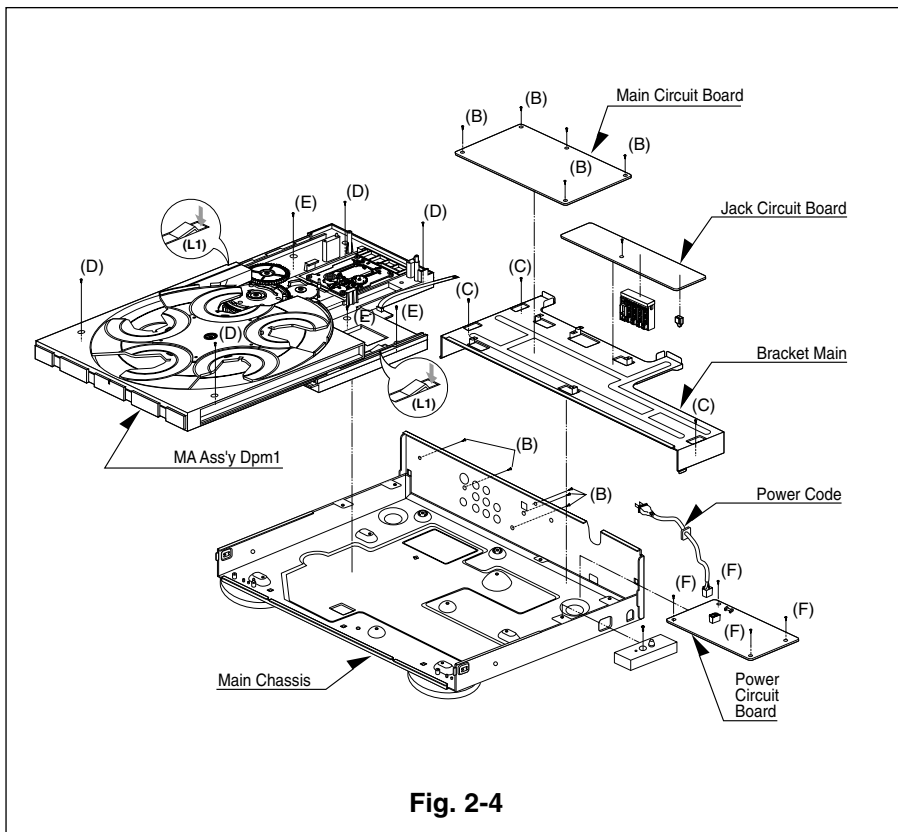
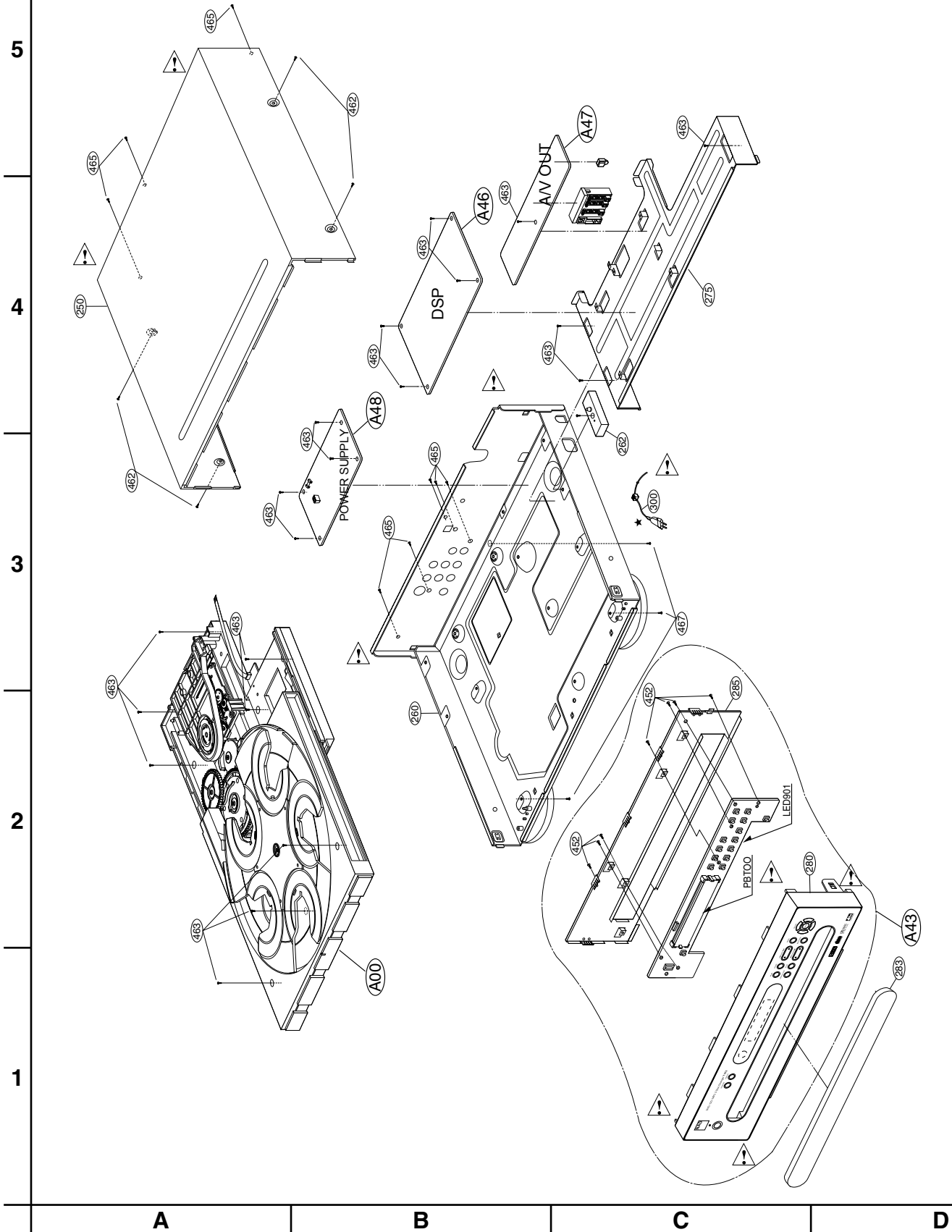


Fig. 2-4

EXPLODED VIEWS

1. Cabinet and Main Frame Section

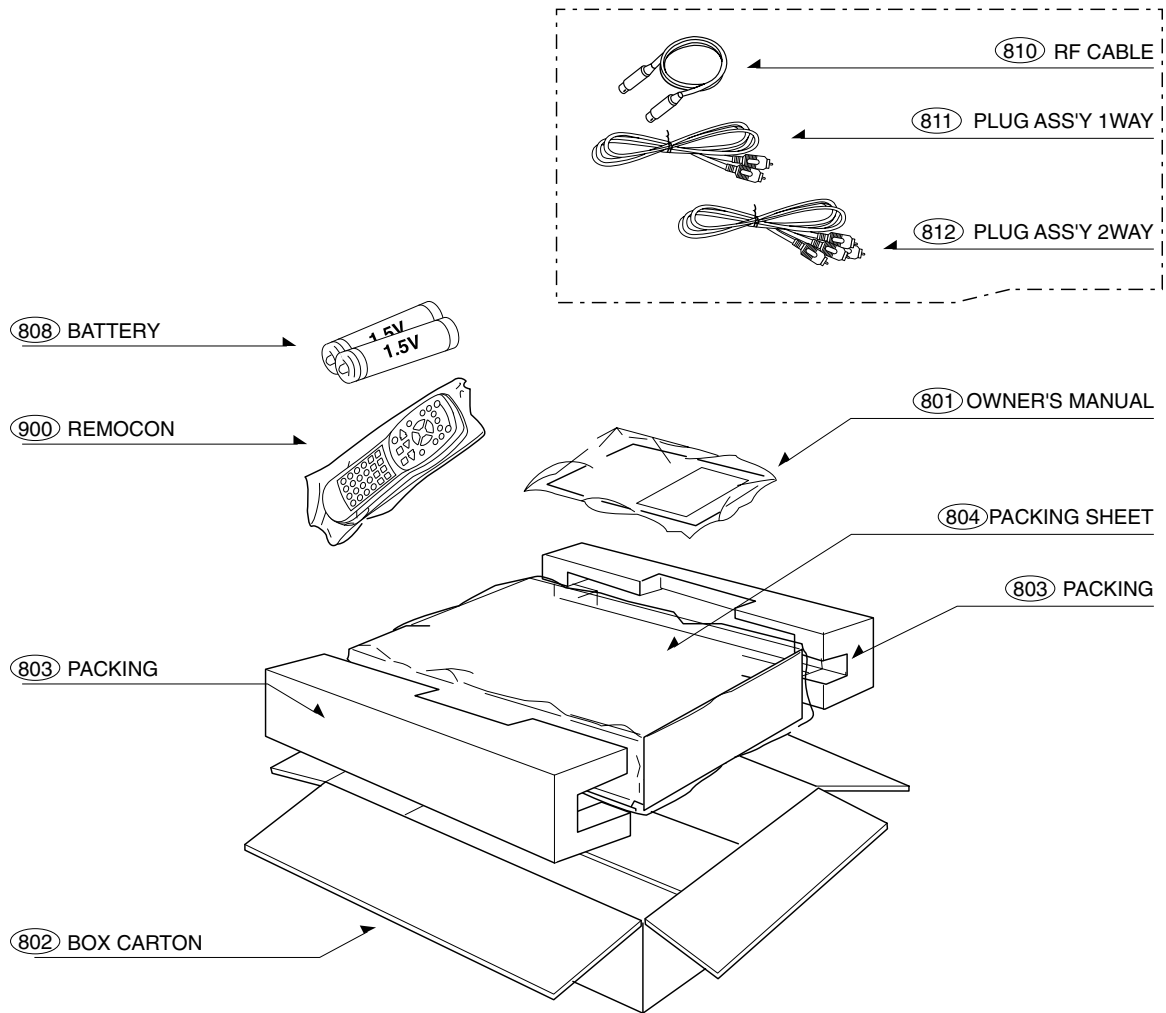


• Cabinet and Main Frame Section

MODELS:(A)DMN5025E(T572C), (B)DMN5026N(T572AH)

S	AL	LOCA.NO	PART NO(LG)	A	B	DESCRIPTION	SPECIFICATION	REMARKS
ASSEMBLY PARTS SECTION								
		A43	3501RF3434C		O	BOARD ASSEMBLY	FRONT(DMN5026N_T572_AH	
		A43	3501RF3434D	O		BOARD ASSEMBLY	FRONT(DMN5025E_T572_C)	
		A46	6885R-0550G		O	SUB PWB(PCB) ASSEMBLY DSP BOARD	DMN5026N EVNT NAD CHANGER SVC DSP	
		A46	6885R-0550H	O		SUB PWB(PCB) ASSEMBLY DSP BOARD	DMN5025E EVNT NAD CHANGER SVC DSP	
		A47	6871R-5089A		O	PWB(PCB) ASSEMBLY,TOTAL	DMN5026N HA1UNN IO BLUE PCB A/V OUTPUT	
		A47	6871R-5089B	O		PWB(PCB) ASSEMBLY,TOTAL	DMN5025E HA2DNN IO BLUE PCB A/V OUTPUT	
		A48	6871R-5088A		O	PWB(PCB) ASSEMBLY,TOTAL POWER PCB	DMN5026N HA1UNN SMPS BLUE PCB PSB	
		A48	6871R-5088B	O		PWB(PCB) ASSEMBLY,TOTAL POWER PCB	DMN5025E HA2DNN SMPS BLUE PCB PSB	
PARTS SECTION								
		250	3110R-0194U	O	O	CASE	DVD - TOP(5-DVD . W/O DVD .	
		260	3141R-0059R	O		CHASSIS ASSEMBLY	DVD DMP5024N MAIN HA1UPP	NSP
		260	3141R-0059S		O	CHASSIS ASSEMBLY	DMN5026N T572#SH	NSP
		275	4811R-0027F		O	BRACKET ASSEMBLY	MAIN(DVM5000 . W/O GND . ADD S	
		280	3721R-F228C		O	PANEL ASSEMBLY,FRONT	FRONT (DMN4026N) NAD T572 AH	
		280	3721R-F228D	O		PANEL ASSEMBLY,FRONT	FRONT (DMN4025E) NAD T572 C	
		283	3580R-T041B	O	O	DOOR,CASE	TRAY (T572) NAD	
		285	3301R-M019A	O	O	PLATE ASSEMBLY	VCR - SHIELD(T571)NAD	
		300	6410RAHJ02A		O	POWER CORD	JL001/NISPT-2 18AWGX2C 105C JI	
		300	6410RCHJ02A	O		POWER CORD	JL201B WITH CORE JIULIAN VDE/	
SCREW								
		455	353-051E	O	O	SCREW	SPECIAL (3X12)	
		462	353-085E	O	O	SCREW,DRAWING	+3 D4.0 L10.0 MSWR3/FZMCW-2	
		463	353-051G	O	O	SCREW,DRAWING	+2 D3.0 L8.0 MSWR3/FN TB ROUN	
		465	353-046K	O	O	SCREW	SPECIAL (3X10 B.K)	

2. Packing Accessory Section



• Packing Accessory Section Part List

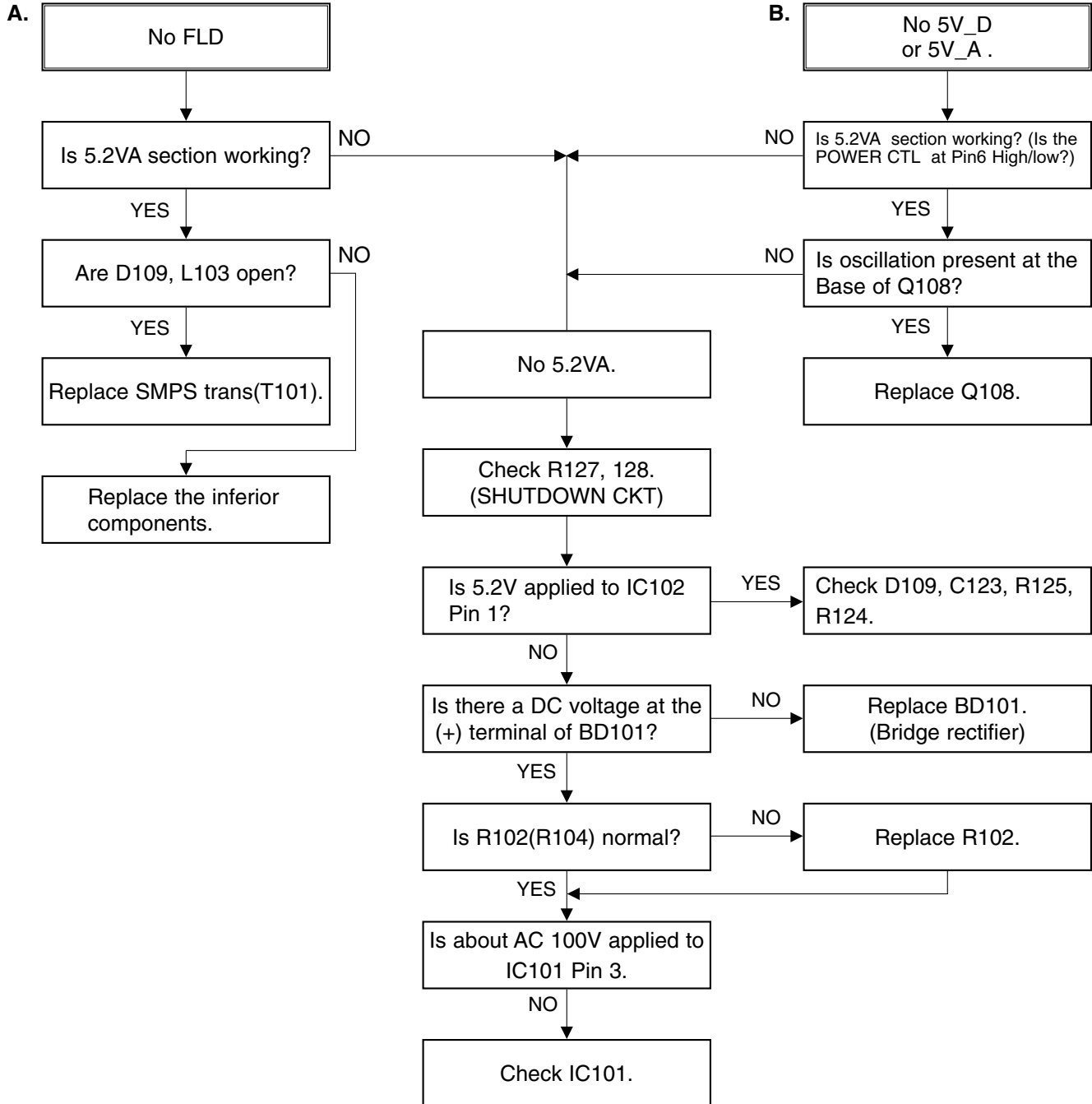
S	AL	LOCA.NO	PART NO(LG)	A	B	DESCRIPTION	SPECIFICATION	REMARKS
		801	3835RS0042D	O		INSTRUCTION ASSEMBLY	DMN5025E_HA2DNN	
		801	3835RS0042E		O	INSTRUCTION ASSEMBLY	DMN5026N_HA1UNN	
		802	3890R-H524M	O		BOX	DMN5025E HA2DNN SW3-A 1.745 1	
		802	3890R-H524N		O	BOX	DMN5026N HA1UNN SW3-A 1.745 1	
		803	3920R-E038A	O	O	PACKING,CASING	DMN4022N 0.02 110 EPS 8 430 89	
		804	292-053E	O	O	BAG	V3	NSP
		808	841-0021	O	O	BATTERY,MN	ER03X HI WATT 1.5V .MA/H AAA	
		810	6851RP0003N	O	O	CABLE ASSY,RF	DVD CABLE ASSY,RCA USING AREA	
			6611R1G001A	O	O	PLUG ASSY	1WAY YELLOW GLOBAL	
			6611R2G001A	O	O	PLUG ASSY	2WAY RED/WHITE GLOBAL	
		900	6711R2N010X	O	O	REMOTE CONTROLLER ASSY	D1 DMN4022N NAD W/DISC SKIP	

SECTION 3 ELECTRICAL CONTENTS

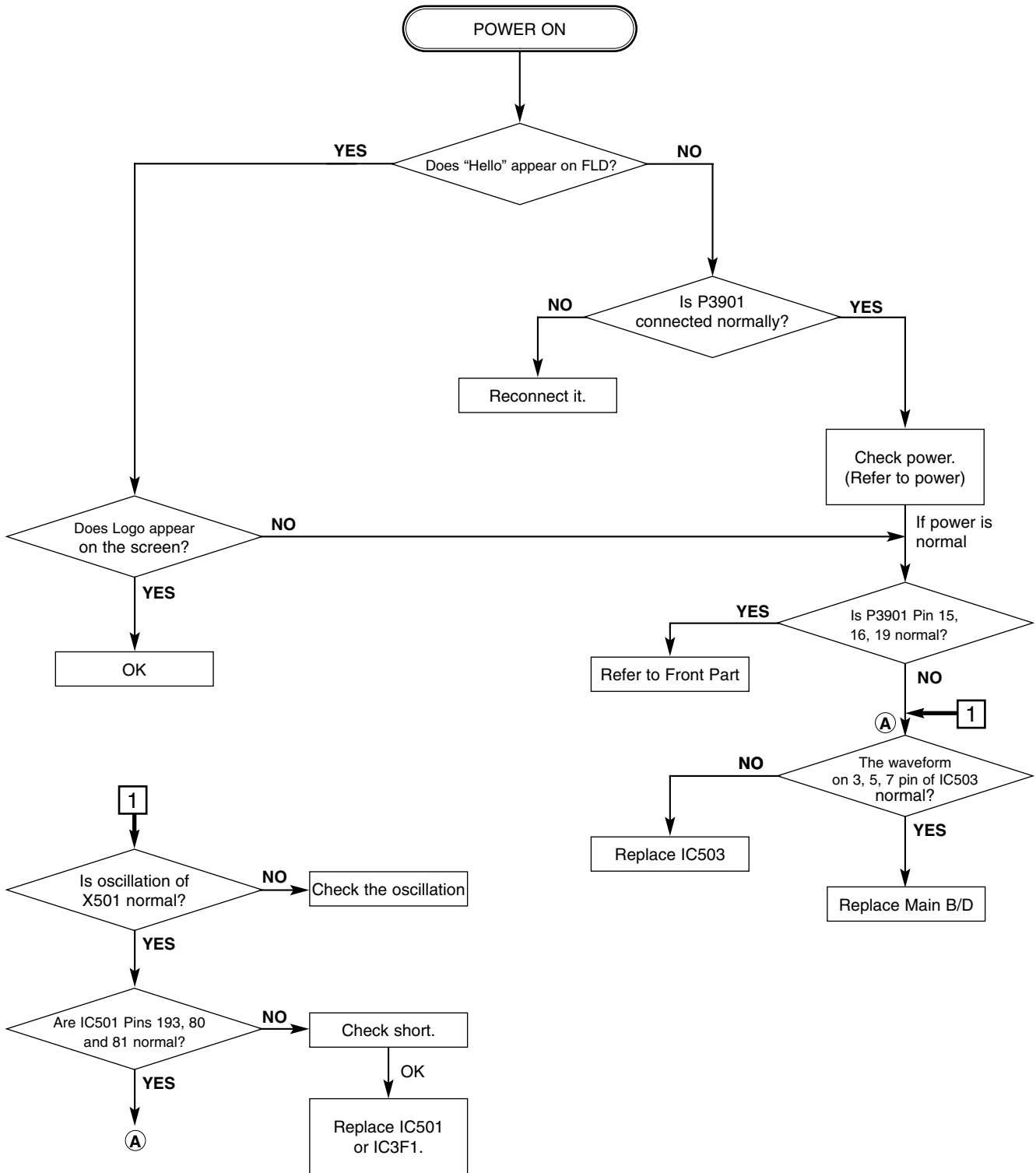
ELECTRICAL TROUBLESHOOTING GUIDE.....	3-2
1. Power(SMPS) Circuit.....	3-2
2. μ -com Circuit.....	3-3
3. MPEG Circuit.....	3-6
4. Front Circuit(Digitron & Key)	3-7
5. RF/Servo Circuit	3-8
BLOCK DIAGRAMS	3-12
1. Overall Block Diagram	3-12
2. Power (SMPS) Block Diagram	3-13
3. RF/CD DSP/DVD DSP/DVD servo Block Diagram	3-14
4. Audio Block Diagram	3-15
5. MPEG Block Diagram.....	3-16
CIRCUIT DIAGRAMS	3-17
1. Power (SMPS) Circuit Diagram	3-17
2. DVD DSP Circuit Diagram	3-19
3. Drive & RF Circuit Diagram	3-21
4. MPEG Circuit Diagram	3-23
• WAVEFORMS	3-25
5. Audio DM & 5.1CH Circuit Diagram	3-27
6. TIMER & Key Circuit Diagram	3-29
7. A/V Circuit Diagram	3-31
8. Jack Circuit Diagram(T572AH)	3-33
9. Jack Circuit Diagram(T572C).....	3-35
• CIRCUIT VOLTAGE CHART	3-37
PRINTED CIRCUIT DIAGRAMS	3-41
1. MAIN P.C.BOARD	3-41
2. AV JACK P.C.BOARD.....	3-43
3. SMPS P.C.BOARD	3-44
4. FRONT P.C.BOARD.....	3-43

ELECTRICAL TROUBLESHOOTING GUIDE

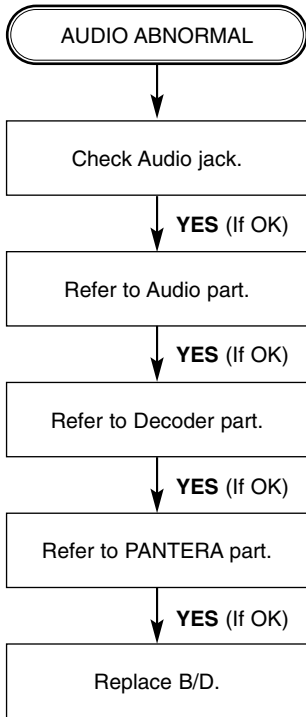
1. Power(SMPS) Circuit



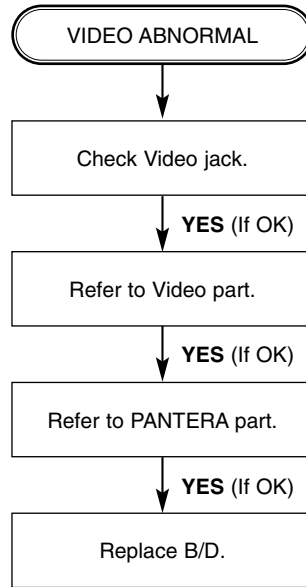
2. μ -COM Circuit
A. No Power



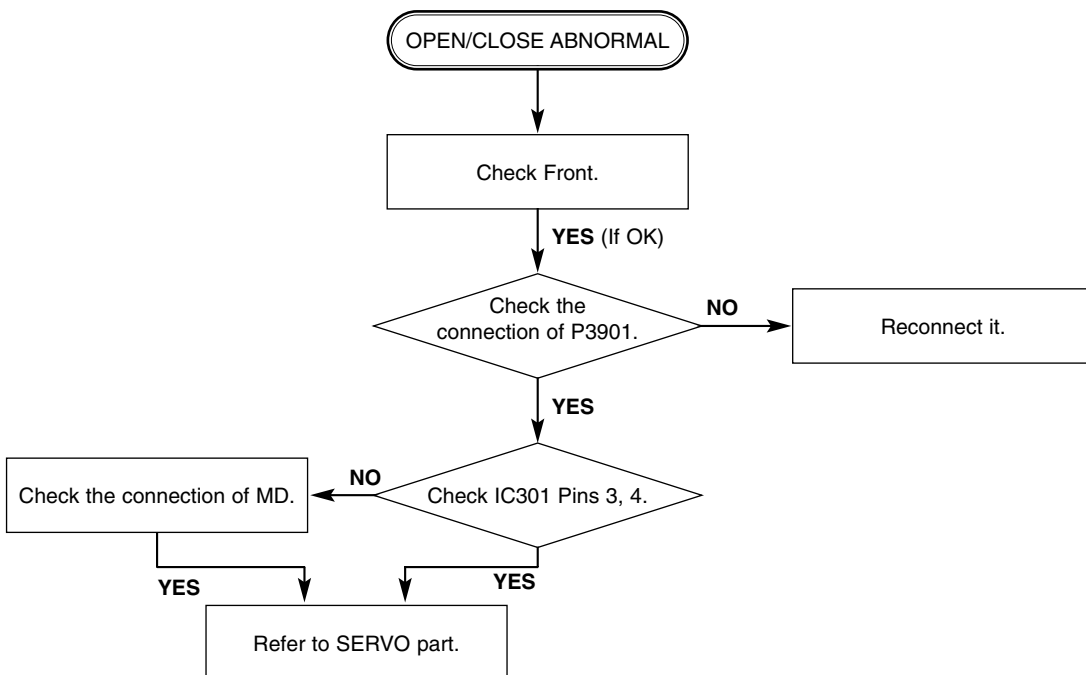
B. Audio abnormal



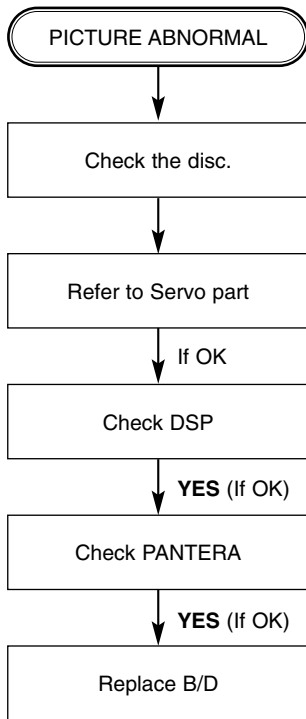
C. Video abnormal



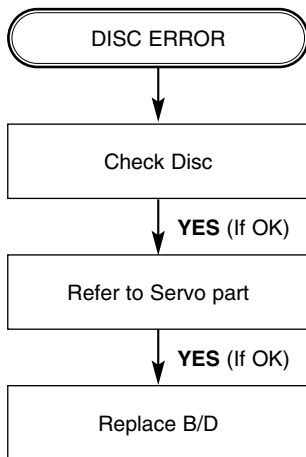
D. Open/Close abnormal



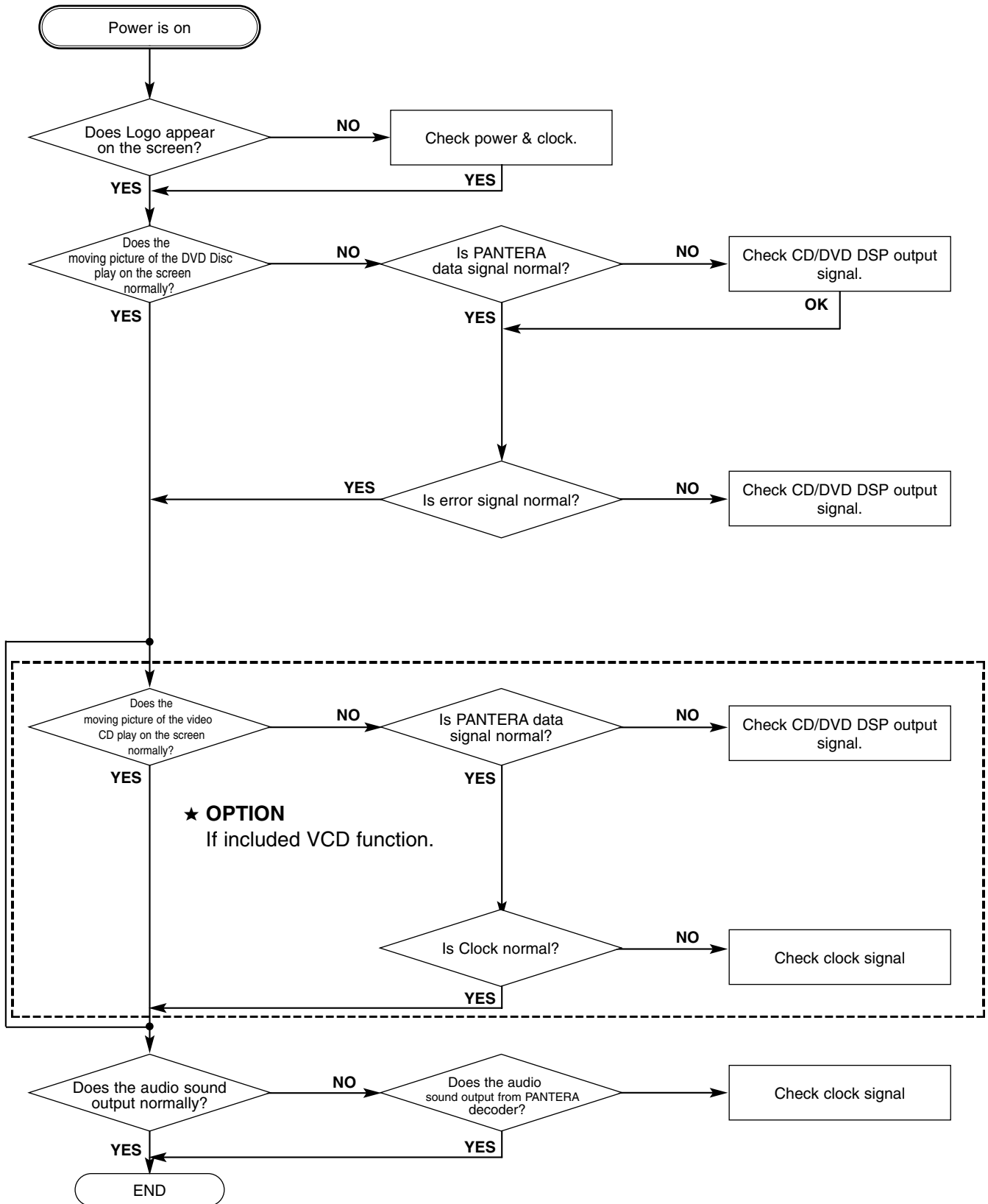
E. Picture abnormal



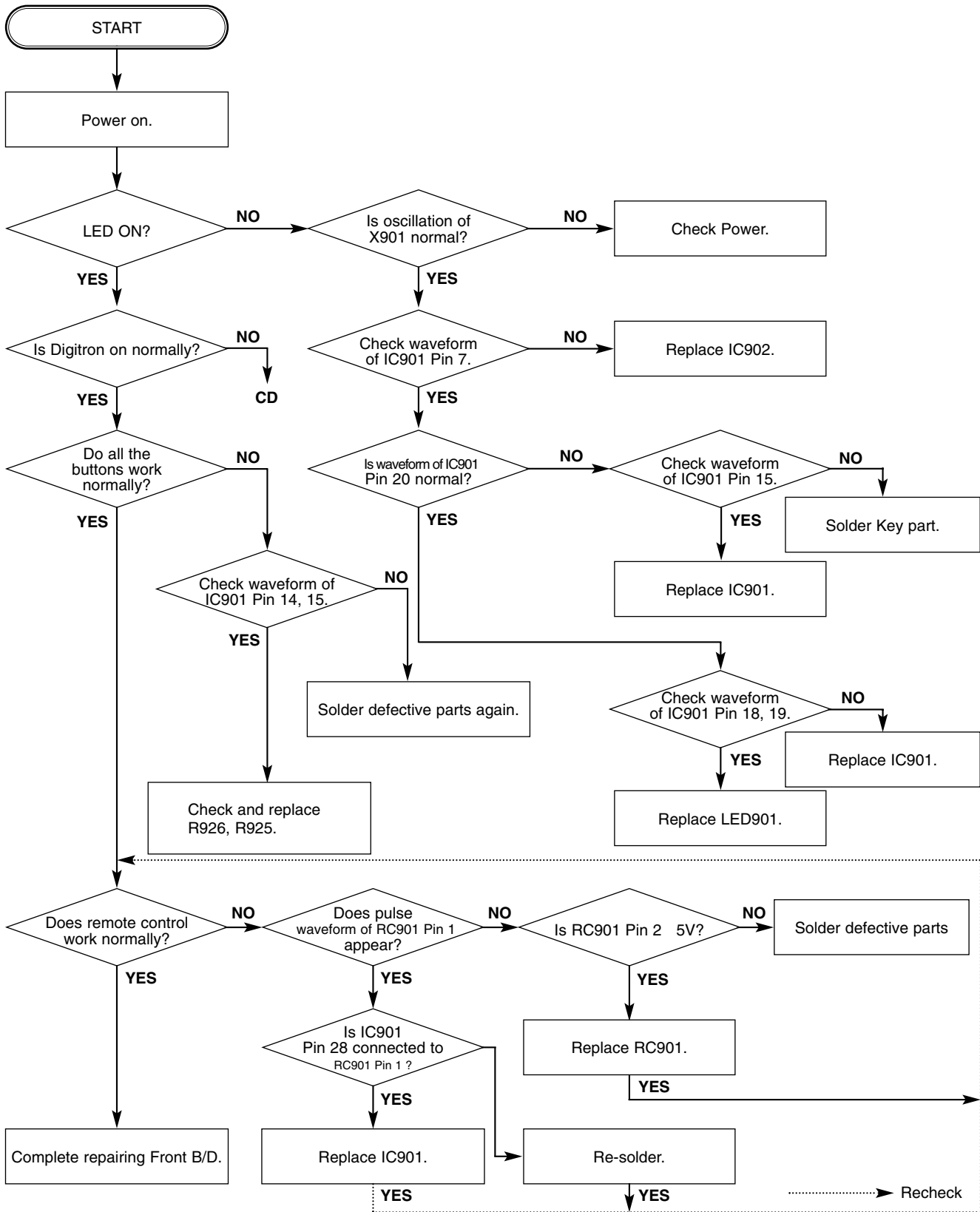
F. Disc Error



3. PANTERA Circuit

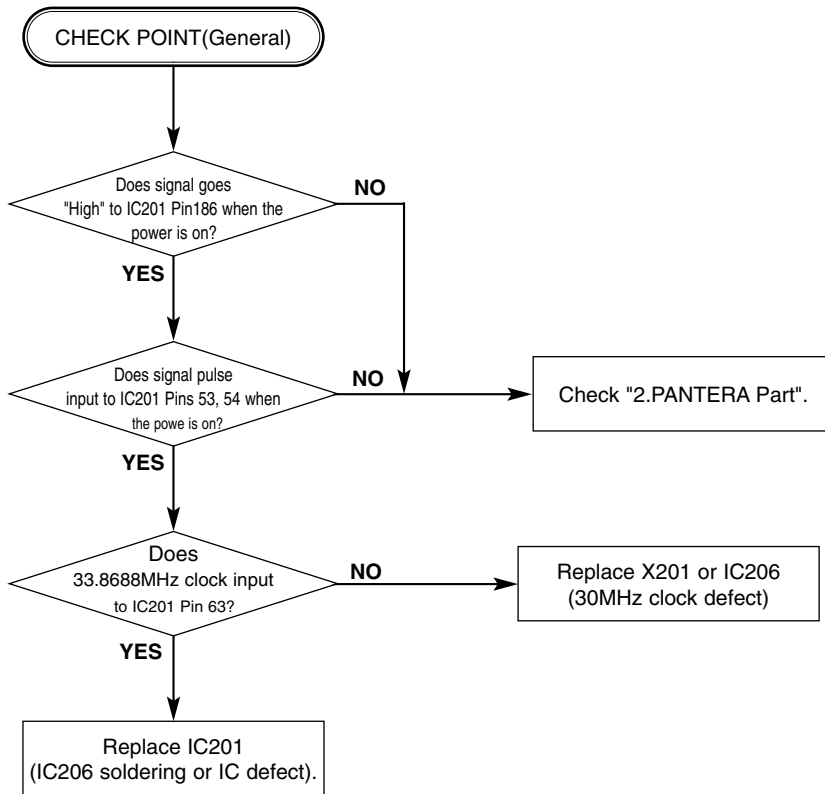


4. Front Circuit (Digitron & key)

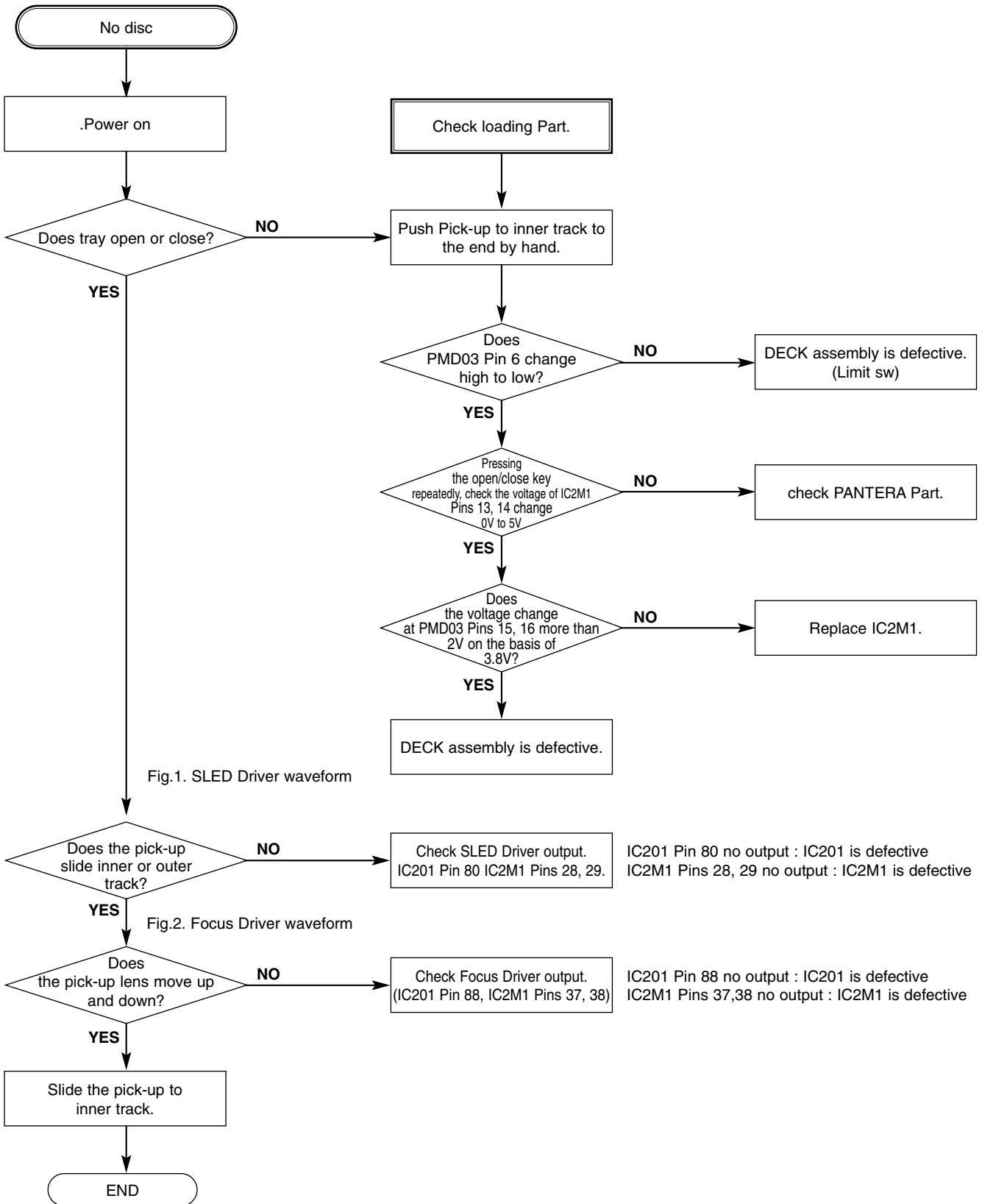


5. RF/Servo Circuit

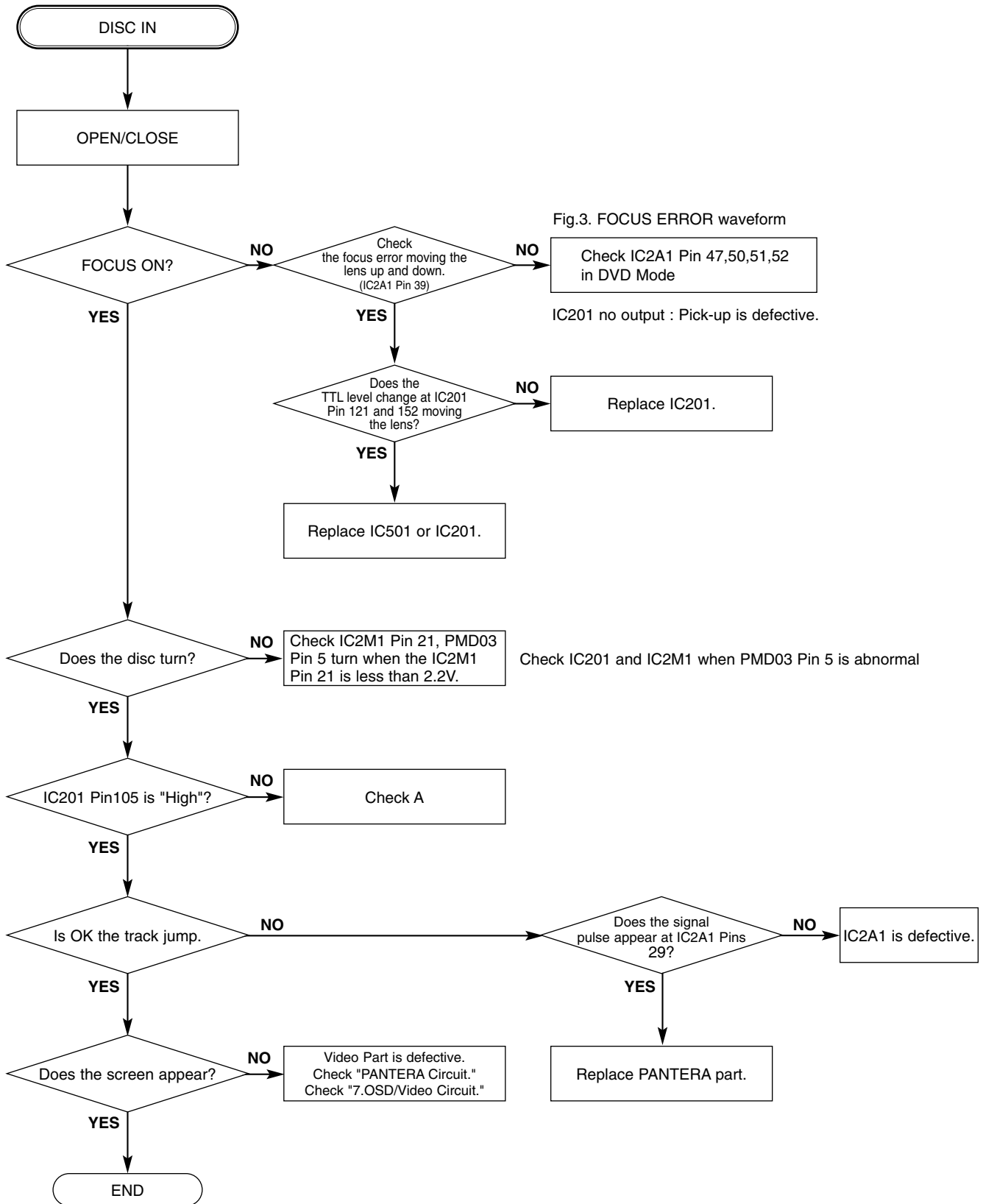
A.



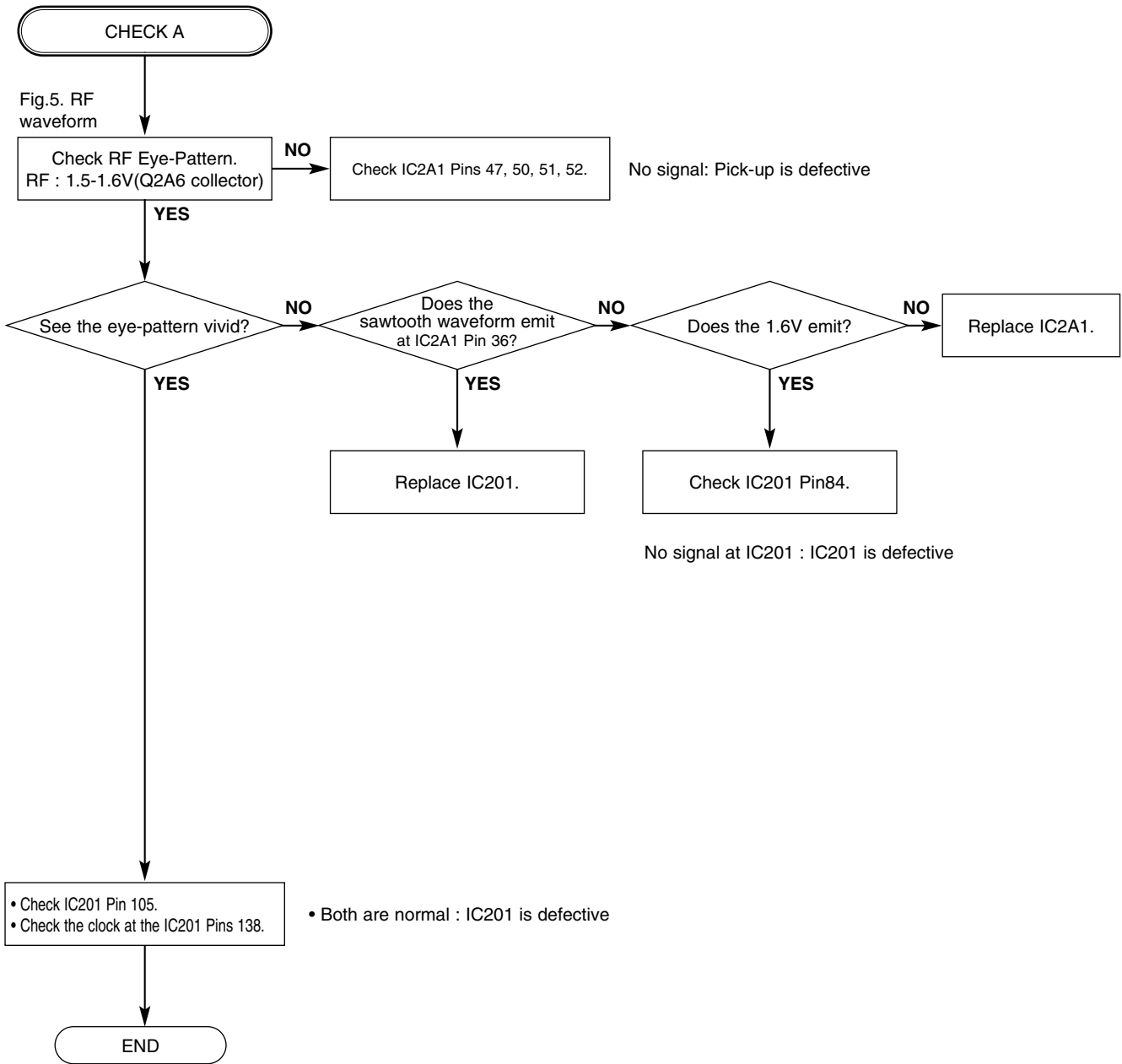
B.



C.

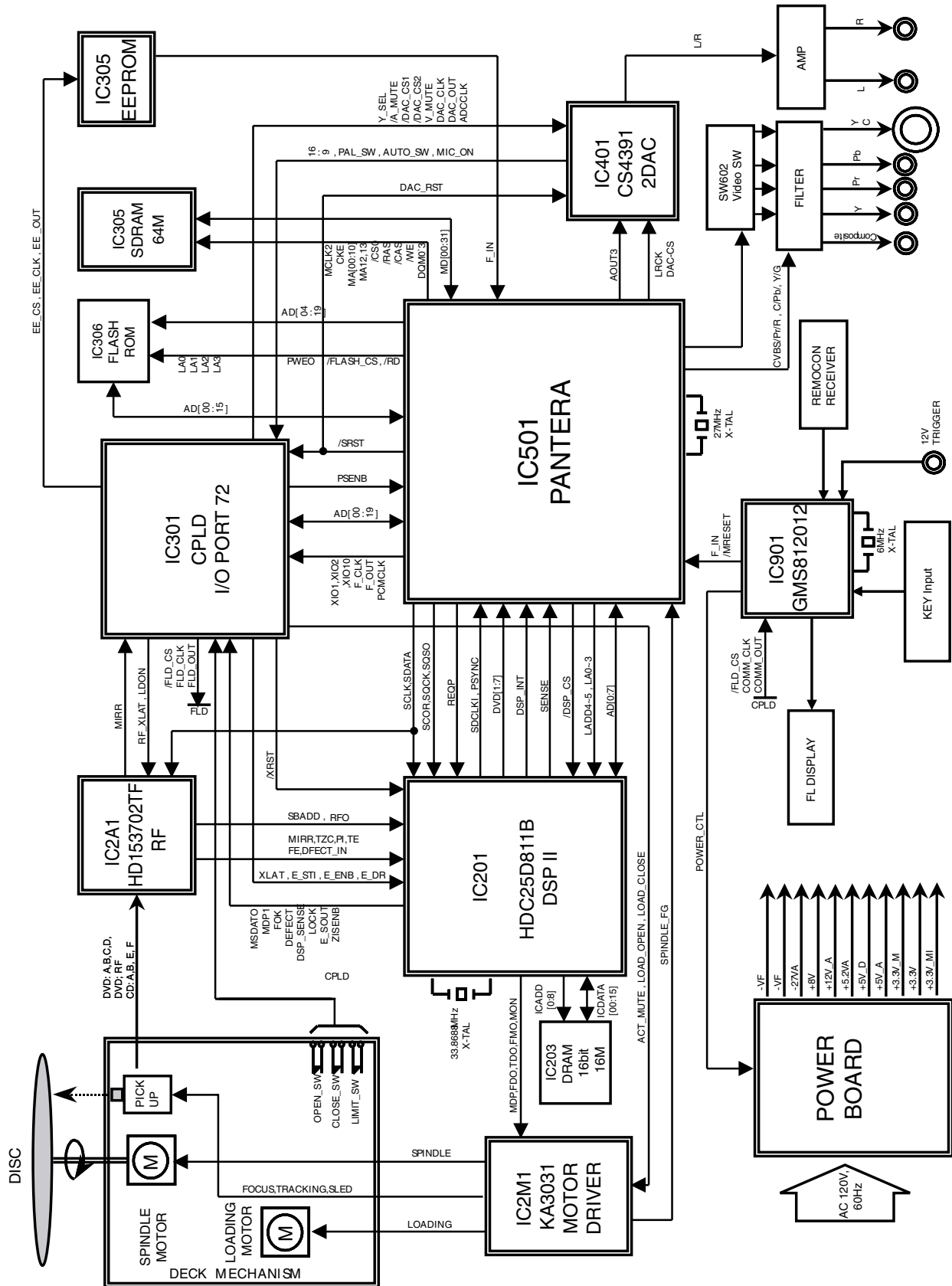


D.

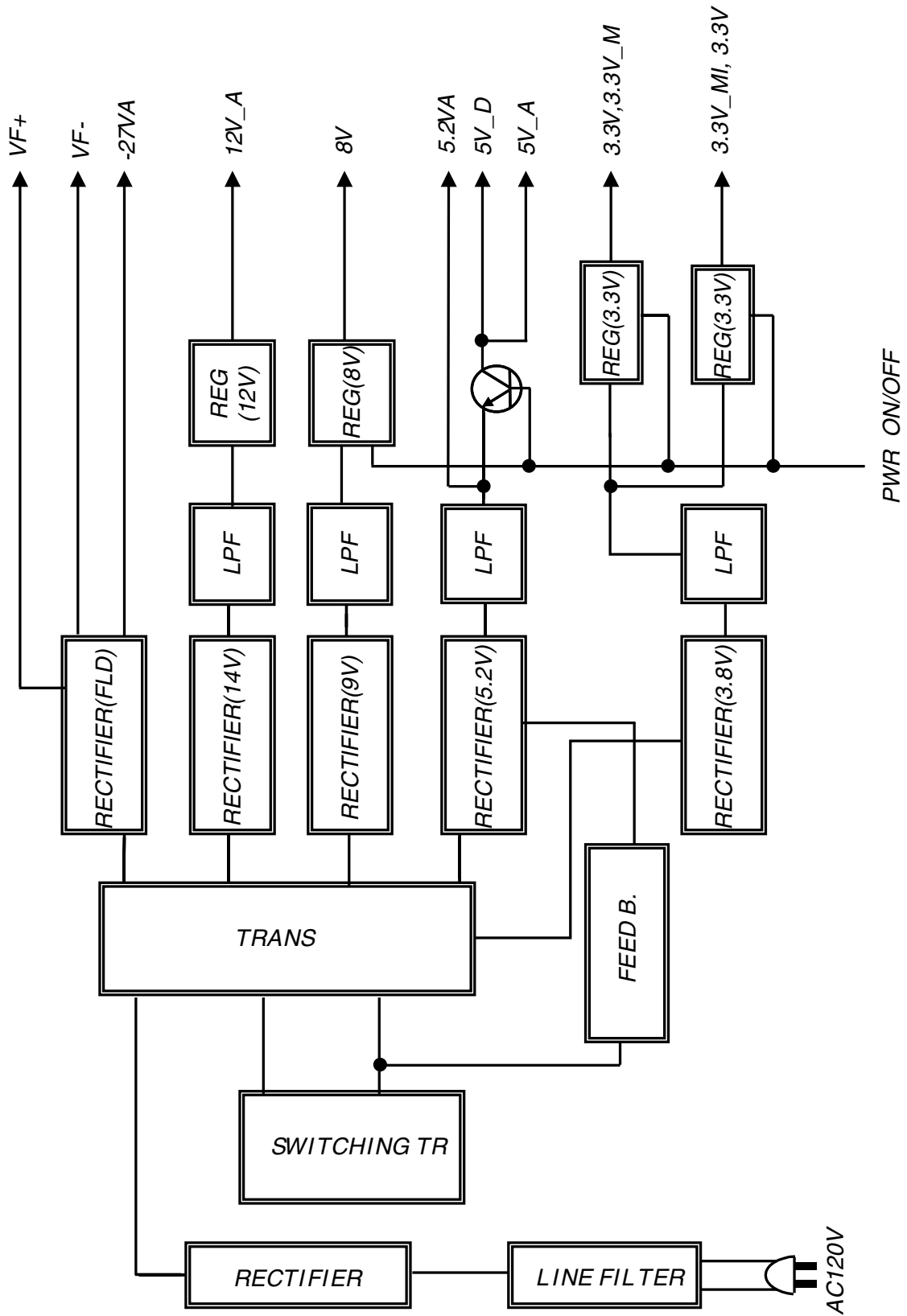


BLOCK DIAGRAMS

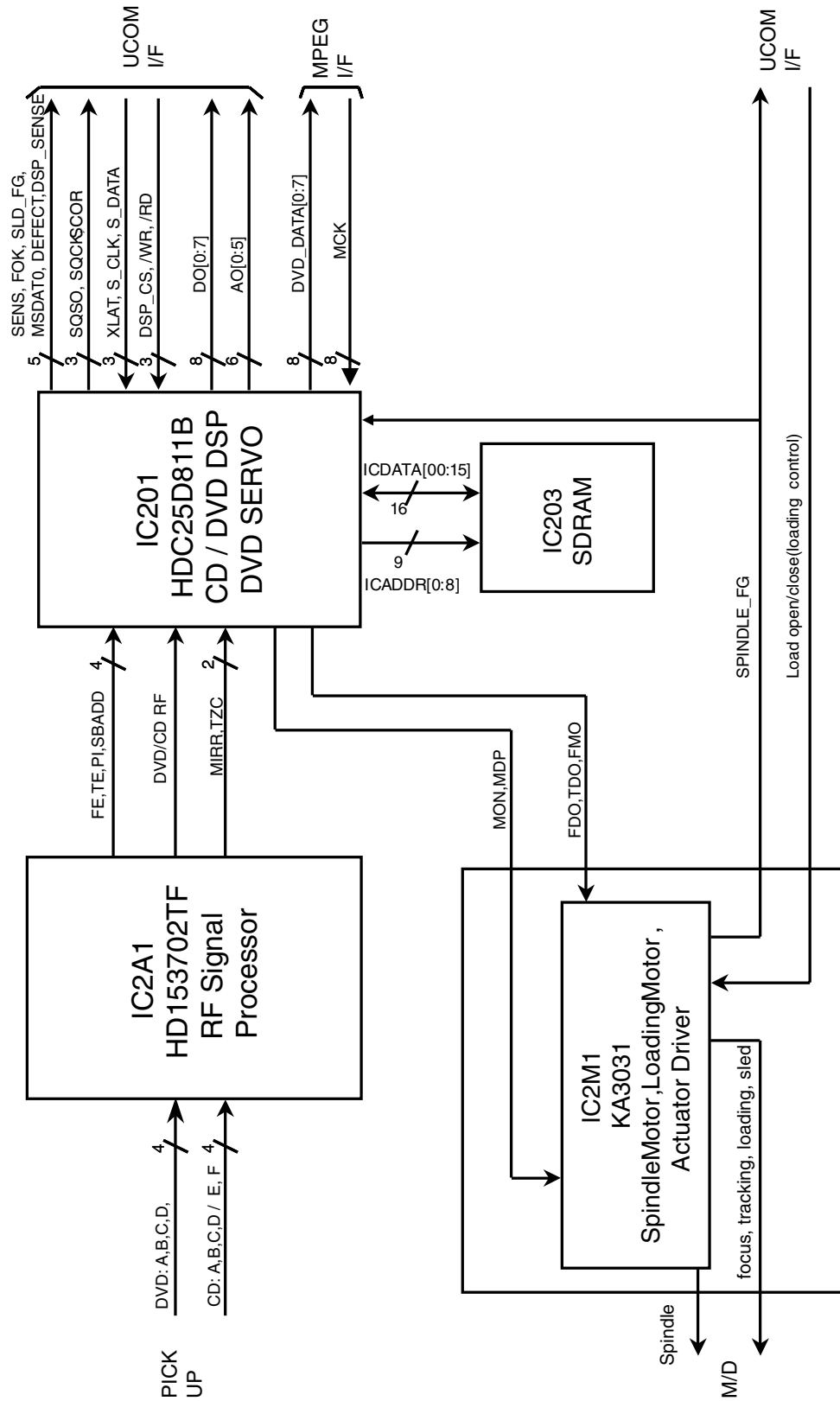
1. Overall Block Diagram



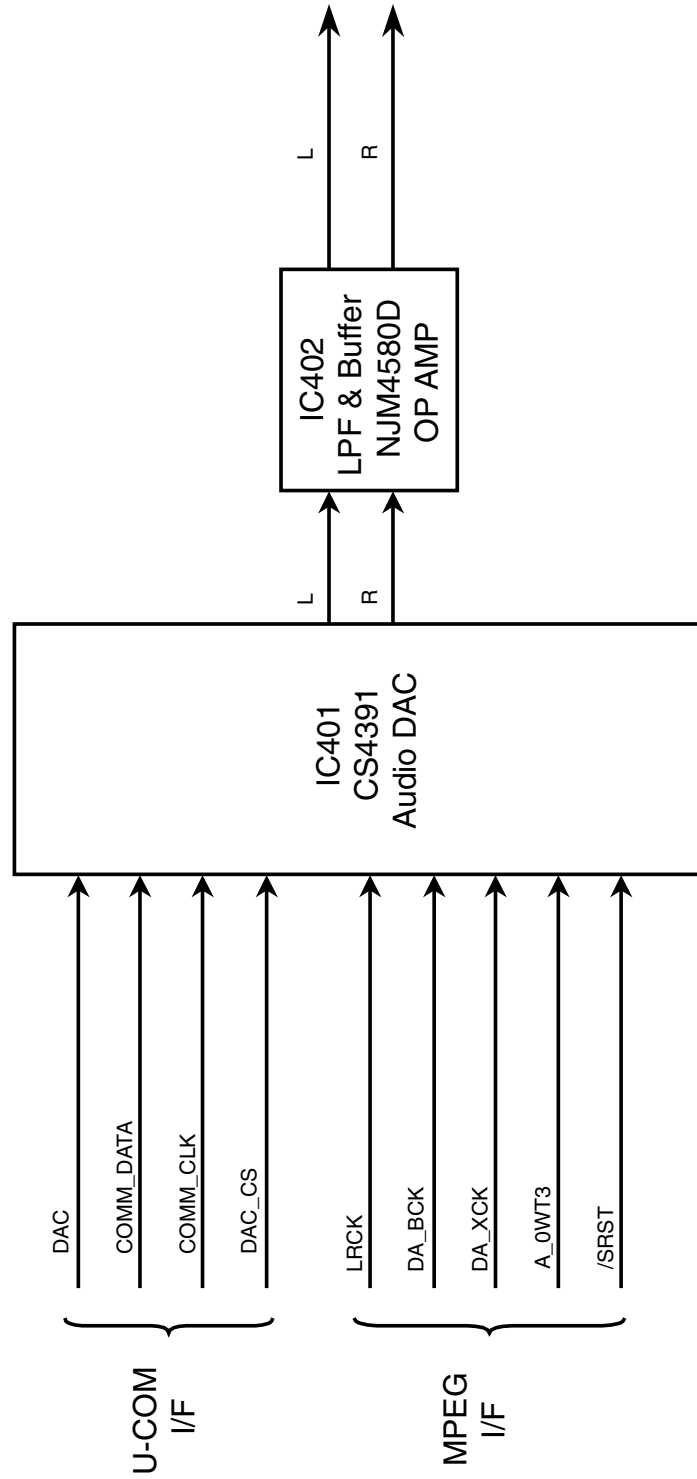
2. Power(SMPS) Block Diagram



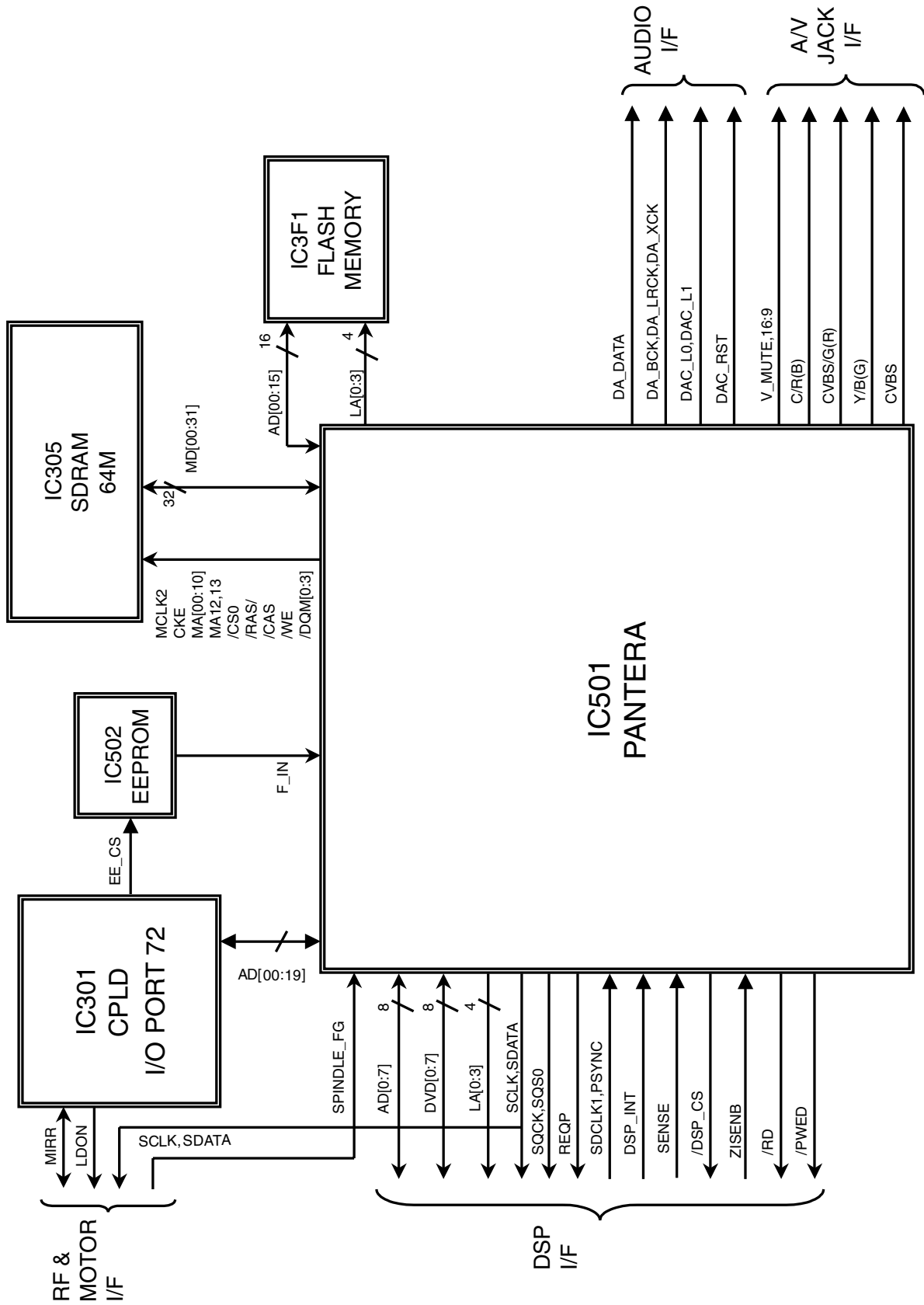
3. RF/CD DSP/DVD DSP/DVD SERVO Block Diagram



4. Audio Block Diagram



5. MPEG Block Diagram



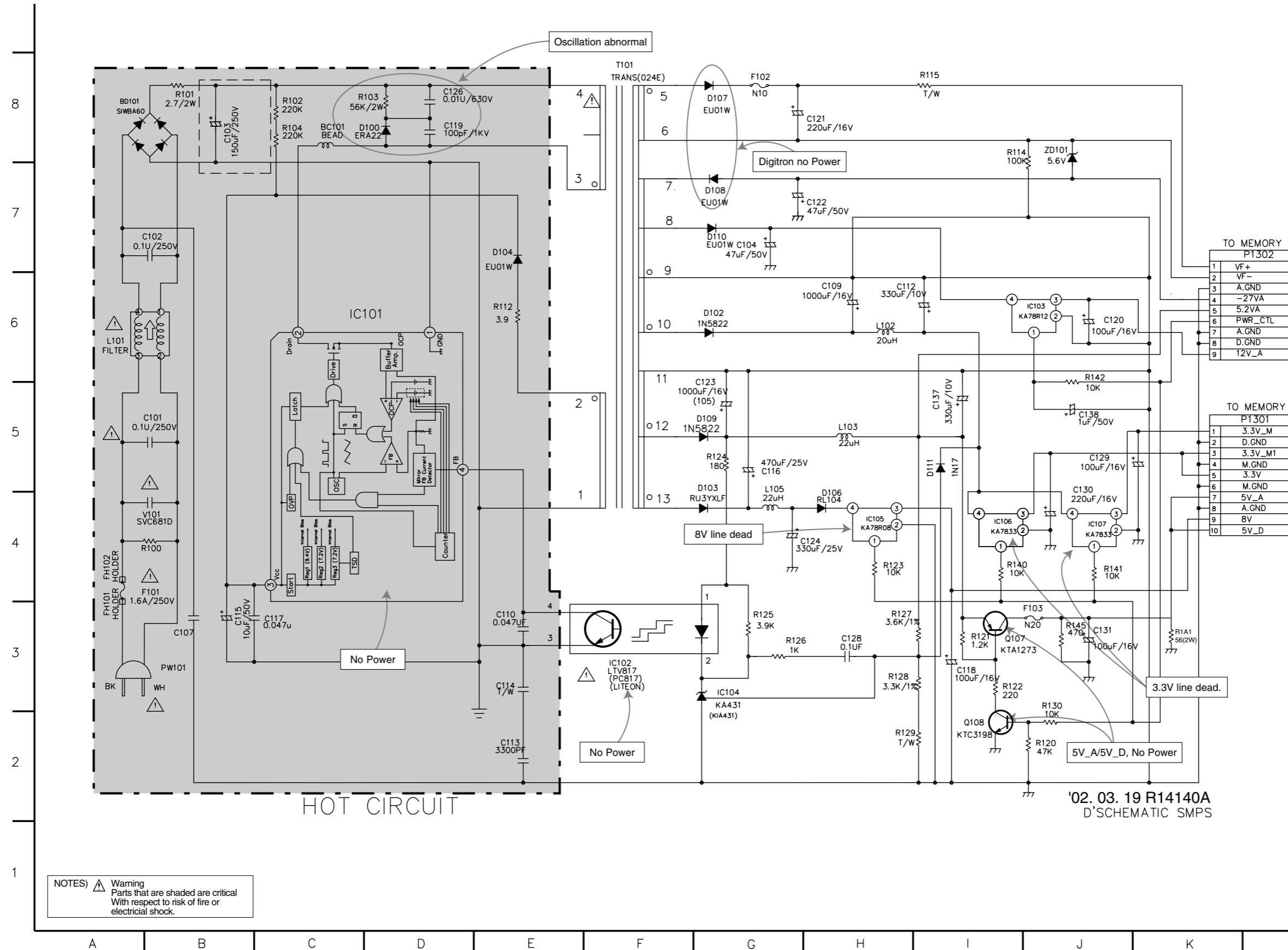
CIRCUIT DIAGRAM

1. POWER(SMPS) CIRCUIT DIAGRAM

- NOTE :**
1. Shaded(■) parts are critical for safety. Replace only with specified part number.
 2. Voltages are DC-measured with a digital voltmeter during Play mode.

LOCATION GUIDE

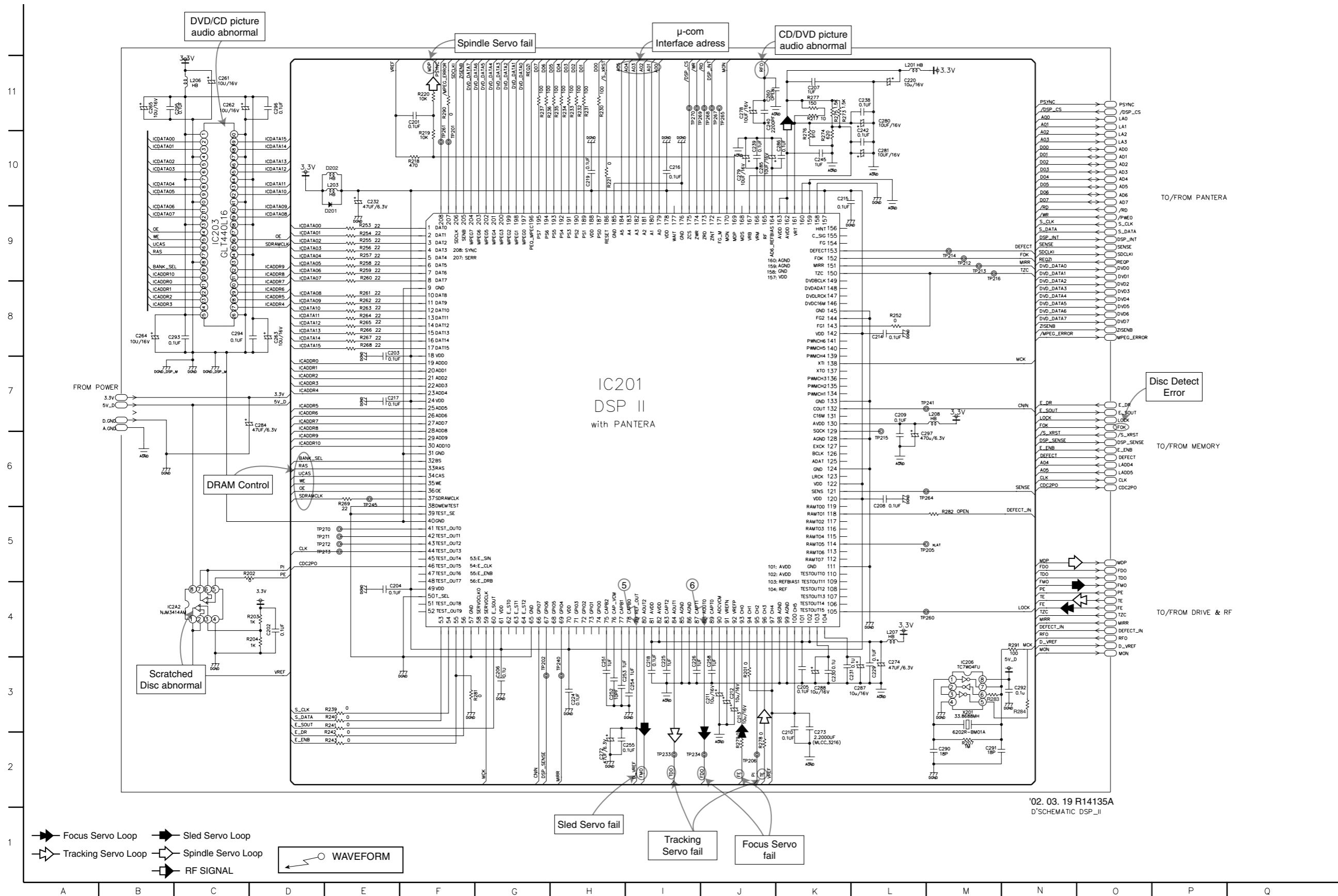
BC101	C8
BD101	A8
C101	B5
C102	A7
C103	B8
C104	C7
C107	B3
C109	H6
C110	E3
C112	H6
C113	E2
C114	E3
C115	B3
C116	G5
C117	C3
C118	I3
C119	D8
C120	J6
C121	H8
C122	H7
C123	G5
C124	G4
C126	D8
C128	H3
C129	J5
C130	J4
C131	J3
C137	I5
C138	J5
D100	C8
D102	G6
D103	G5
D104	E7
D106	H4
D107	G8
D108	G7
D109	G5
D110	G7
D111	I5
F102	G8
F103	J3
FH101	A3
FH102	A4
IC101	C6
IC102	F3
IC103	J6
IC104	G3
IC105	H4
IC106	I4
IC107	J4
L101	A6
L102	H6
L103	H5
L105	G5
P1301	K5
P1302	L7
PW101	B3
Q107	I3
Q108	I2
R100	A4
R101	B8
R102	C8
R103	C8
R104	C8
R112	E6
R114	I8
R115	I8
R120	J2
R121	I3
R122	I3
R123	H4
R124	G5
R125	G3
R126	G3
R127	H3
R128	H3
R129	H2
R130	J3
R140	I4
R141	J4
R142	J6
R145	J3
T101	F8
V101	A4
ZD101	J8



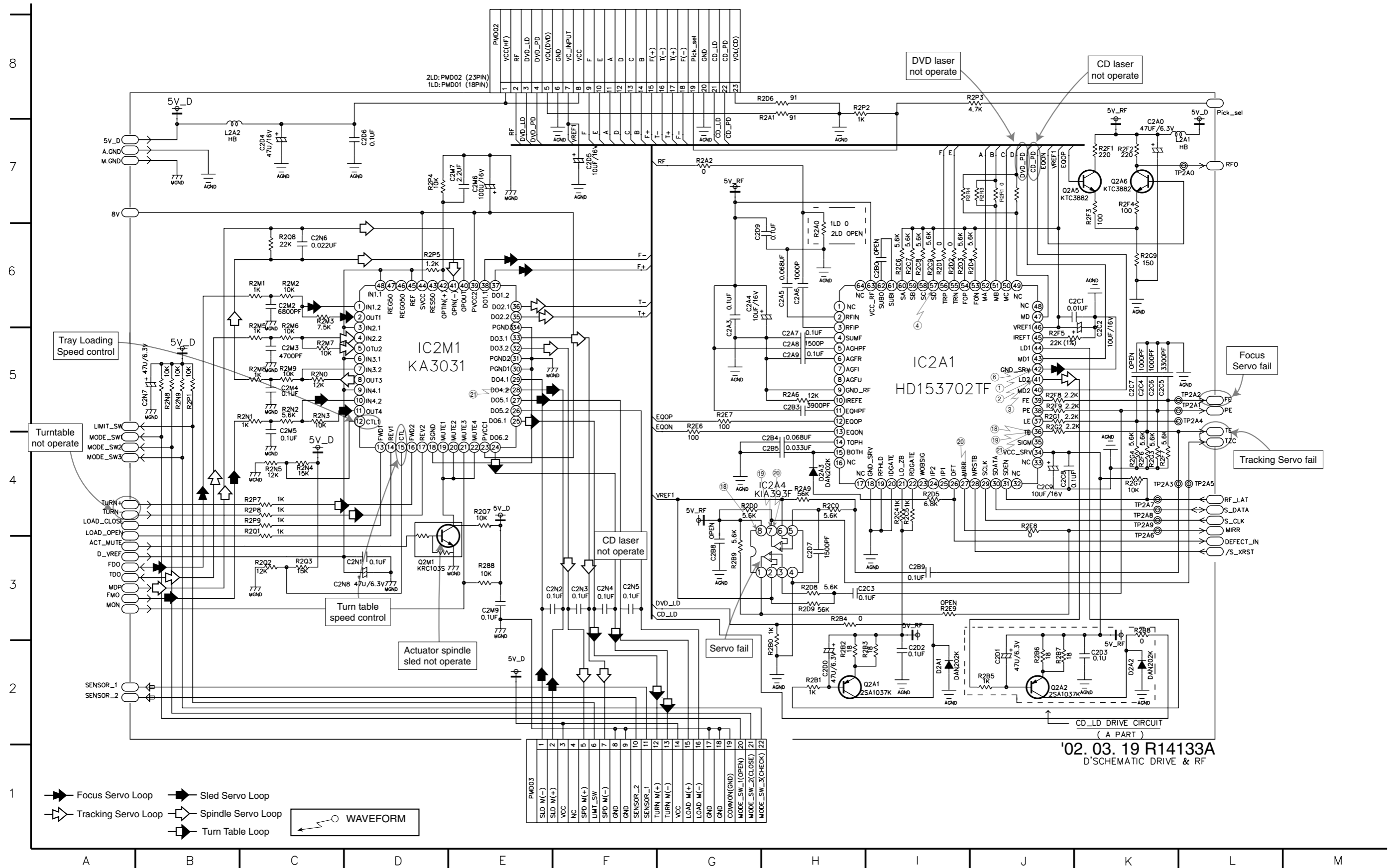
NOTES) ⚠ Warning
 Parts that are shaded are critical
 With respect to risk of fire or
 electrical shock.

'02.03.19 R14140A
 D'SCHEMATIC SMPS

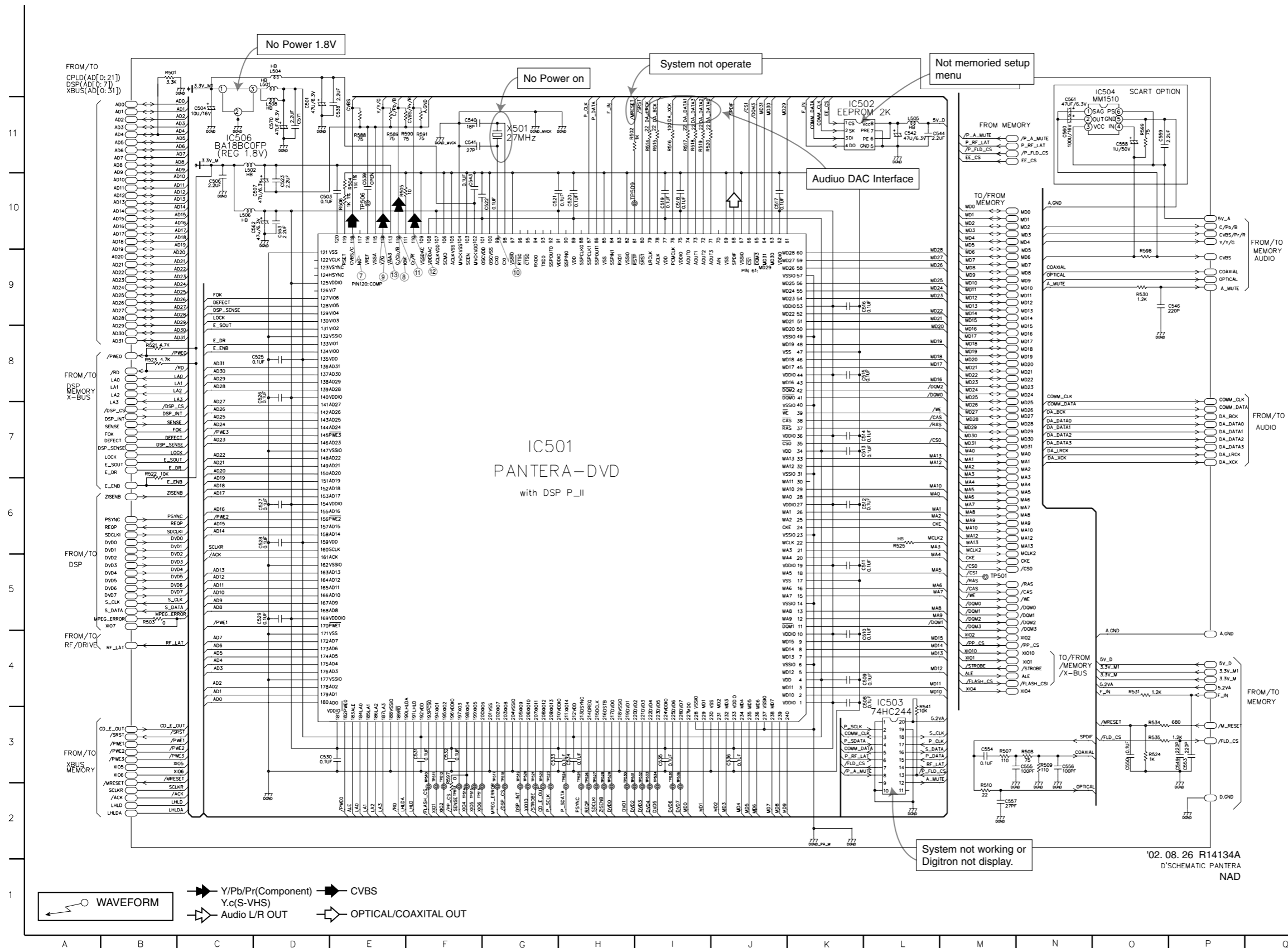
2. DVD DSP CIRCUIT DIAGRAM



3. DRIVE & RF CIRCUIT DIAGRAM



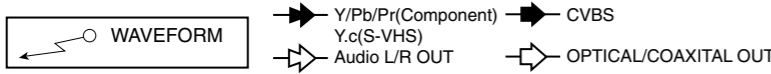
4. PANTERA CIRCUIT DIAGRAM



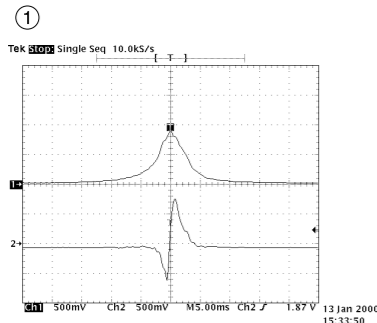
LOCATION GUIDE

C501	D11	TP501	M5
C503	D10	TP506	E10
C504	C11	TP509	I10
C506	C10	TP510	F3
C507	D10	TP511	F3
C508	L3	TP512	F3
C509	L4	TP513	F2
C510	L4	TP514	F2
C511	L5	TP515	F2
C512	L6	TP516	F2
C513	L7	TP517	G3
C514	L7	TP518	G3
C515	L8	TP519	G3
C516	L9	TP520	G3
C517	J10	TP521	G3
C518	I10	TP522	G3
C519	I10	TP523	G3
C520	H10	TP524	H3
C521	G10	TP525	H3
C522	G10	TP526	H3
C523	H3	TP527	H3
C525	C8	TP528	H3
C526	D7	TP529	H3
C527	D6	TP530	H3
C528	D6	TP531	H3
C529	D5	TP532	I3
C530	D3	TP533	I3
C531	F3	TP534	I3
C532	F3	TP535	I3
C533	G3	TP536	I3
C534	H3	X501	G11
C535	I3	XI05	B3
C536	J3	XI06	B3
C538	E11	XI06	B3
C539	E10	XI06	F2
C540	F11	XI07	B5
C541	F11	ZISENB	H2
C542	L11	ZISENB	B6
C543	F10	ZISENB	B6
C544	L11		
C546	P9		
C549	P3		
C550	O3		
C553	P3		
C554	M3		
C555	N3		
C556	N2		
C557	M2		
C558	O11		
C559	O11		
C560	N11		
C561	N11		
C562	D10		
C563	D10		
C570	D11		
C571	D11		
IC501	G7		
IC502	K11		
IC503	L4		
IC504	O2		
IC506	C11		
L501	D12		
L502	C11		
L504	D12		
L505	L11		
L506	C10		
L508	D11		
R501	B12		
R502	H11		
R503	B5		
R504	E10		
R505	E10		
R506	E10		
R507	M3		
R508	N3		
R509	N3		
R510	M2		
R514	I11		
R515	I11		
R516	I11		
R517	I11		
R518	I11		
R519	I11		
R520	I11		
R521	B8		
R522	B7		
R523	B8		
R524	O3		
R525	L6		
R530	O9		
R531	O4		
R534	O3		
R535	O3		
R541	L3		
R548	E11		
R589	E11		
R590	E11		
R591	F11		
R597	F2		
R598	O9		
R599	O11		

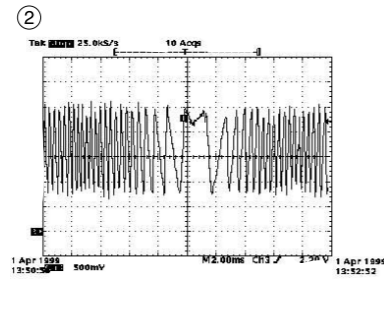
'02.08.26 R14134A
D'SCHEMATIC PANTERA
NAD



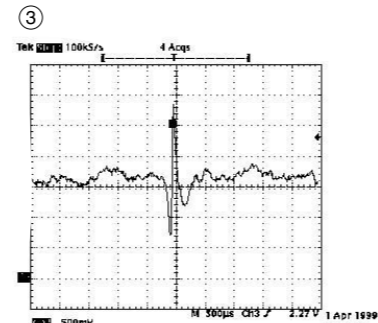
• WAVEFORMS



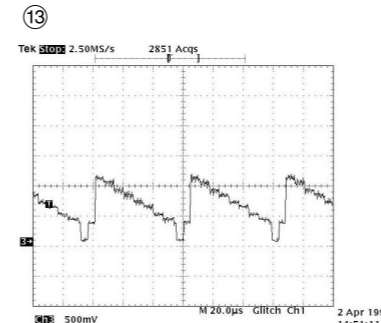
IC2A1 Pin 42, Focus Error



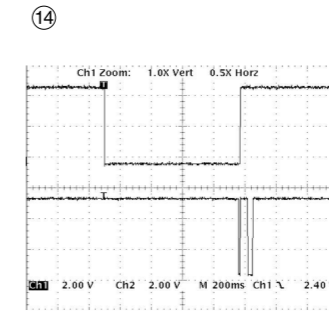
IC2A1 Pin 41 Tracking Error



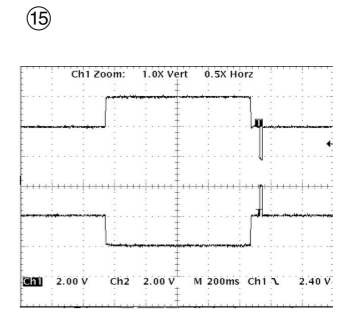
IC2A1 Pin 41 VBR TRACKING Error



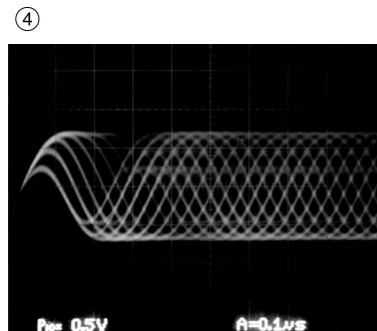
IC501 Pin 114 Component Y



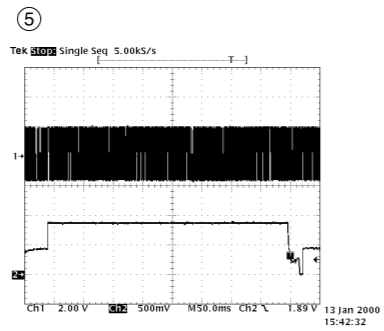
TURN(+)(-) Signal from μ-com



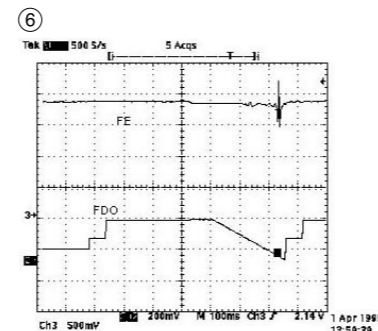
TURN(+)(-) from Motor Drive Forward turn



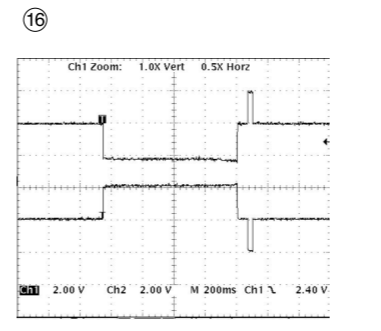
IC2A1 Pin 57, RF



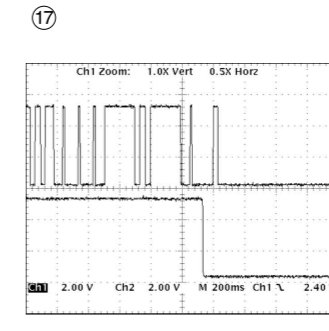
IC201 Pin 88, SLED Drive(FMO)



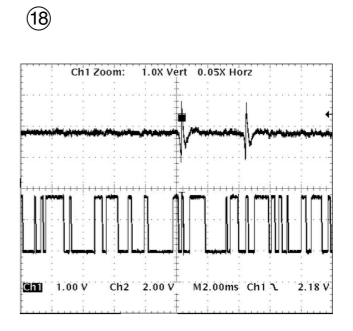
IC2A1 Pin42, Focus Error(in Focus Search)
IC201 Pin 83, Focus Drive(FDO)



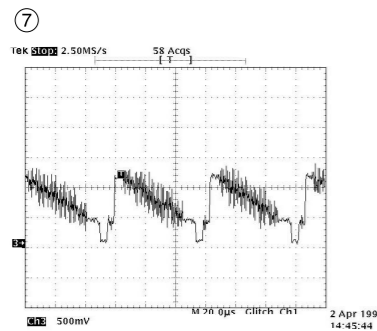
TURN(+)(-) from Motor Drive Reverse turn, IC301 6, 8



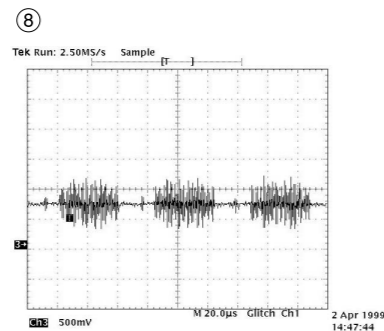
Sensor 1 (disc position)
Sensor 2 (disc ready),
IC301 78,89



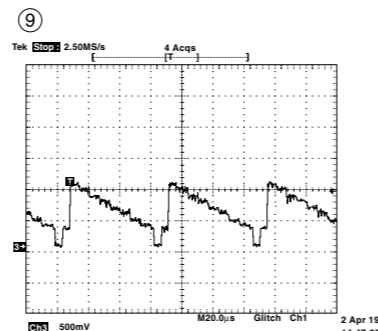
TE/TZC After tracking servo ON (Play mode),
IC2A1 36, IC2A4 7



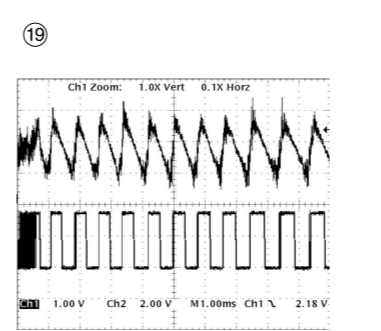
IC501 Pin 118, Composite



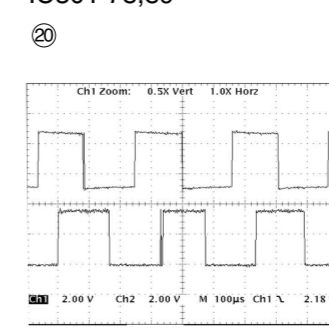
IC501 Pin 112, Chrominance (Super video out Mode)



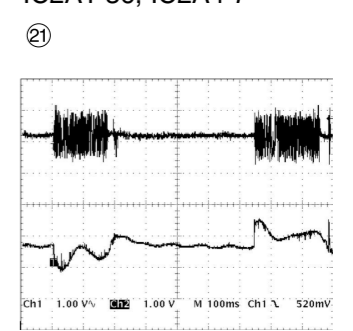
IC501 Pin 114, Luminance (Super video out Mode)



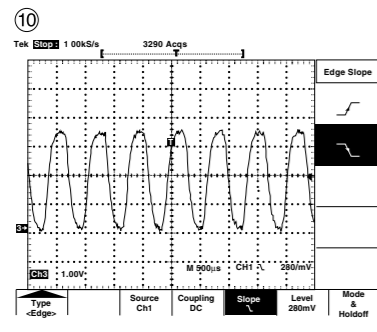
TE/TZC Before tracking servo ON



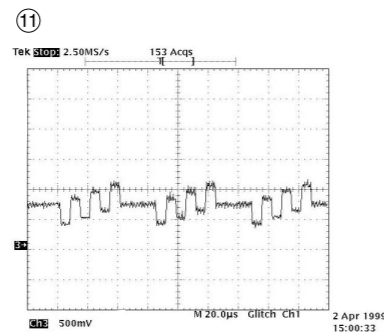
TZC/MIRR (Search mode)
IC2A4 7, IC2A1 27



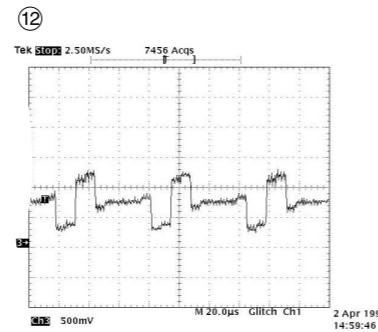
TE/SLD(+) Search mode (outter => inner),
IC2A1 36, IC2M1 28



IC501 Pin 99, PANTER MAIN

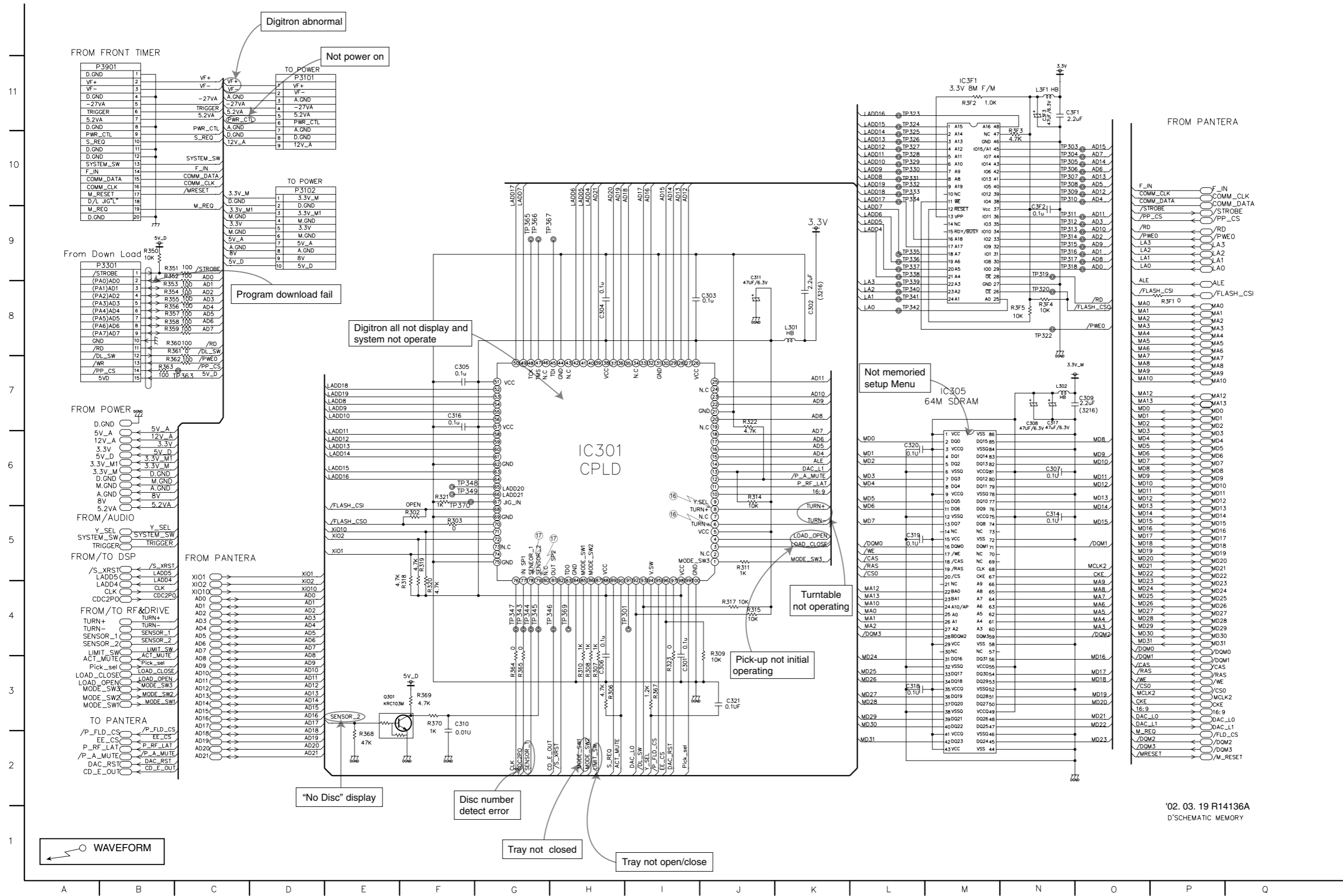


IC501 Pin 112 Component Pb



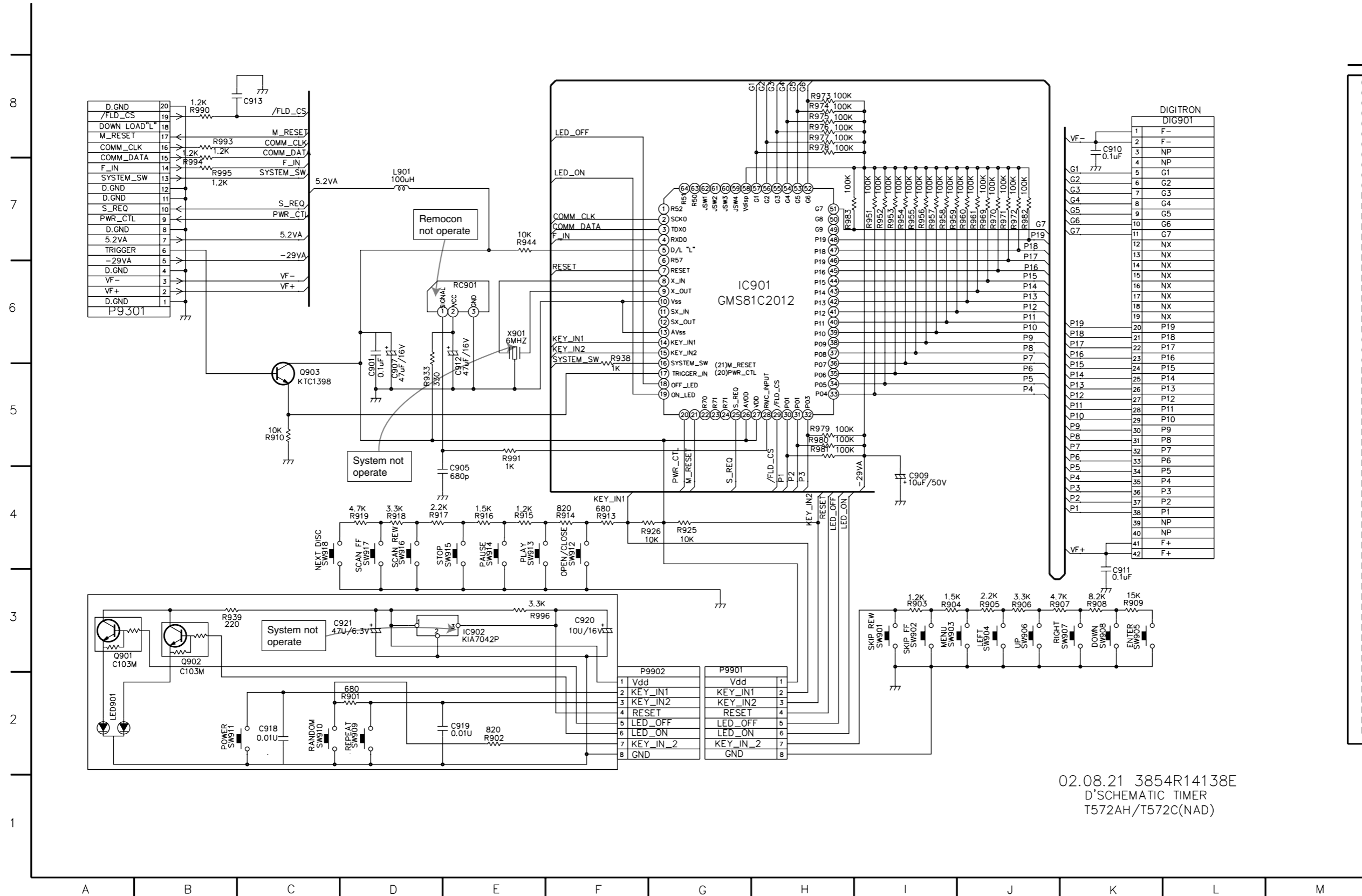
IC501 Pin 110 Component Pr

5. MEMORY CIRCUIT DIAGRAM



'02. 03. 19 R14136A
D'SCHEMATIC MEMORY

6. TIMER & KEY CIRCUIT DIAGRAM

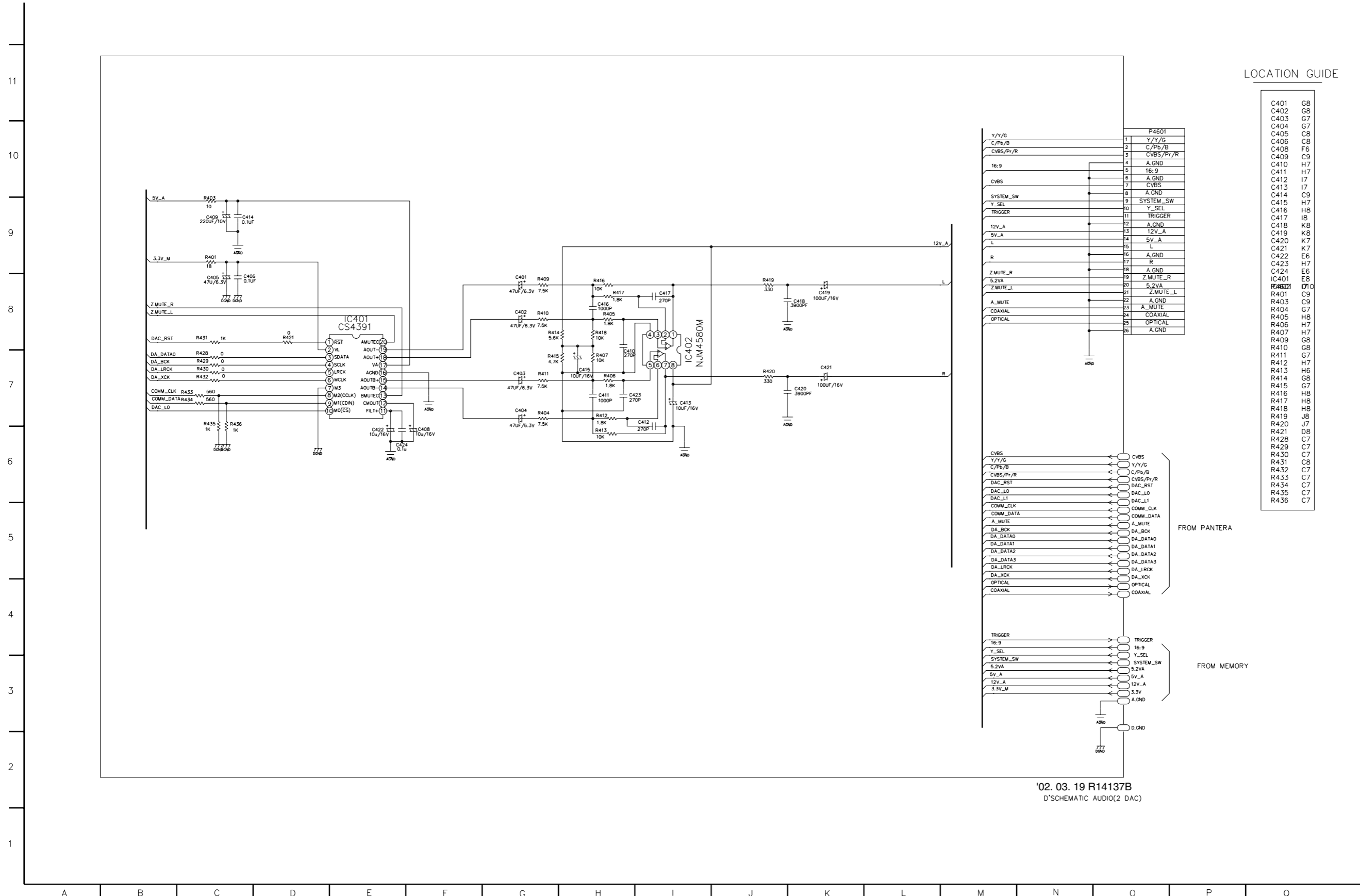


LOCATION GUIDE

C901	D5	R971	J7
C905	E4	R972	J7
C907	D5	R973	H8
C909	I4	R974	H8
C910	K8	R975	H8
C911	K3	R976	H8
C912	E5	R977	H8
C913	C8	R978	H8
C918	C2	R979	H5
C919	E2	R980	H5
C920	F3	R981	H5
DIG901	L8	R982	J7
IC901	G6	R983	H7
IC902	E3	R990	B8
L901	D7	R991	E5
LED901	A2	R993	B8
LED_OFFF8		R994	B7
LED_OFFH4		R995	B7
LED_ON F7		R996	E3
LED_ON H4		RC901	E6
M_RESETG4		RESET	F6
M_RESETC8		RESET	H4
P9301	A6	SW901	I3
P9901	G2	SW902	I3
P9902	F2	SW903	I3
Q901	A3	SW904	J3
Q902	B3	SW905	K3
Q903	C5	SW906	J3
R901	D2	SW907	K3
R902	E2	SW908	K3
R903	I3	SW909	D2
R904	I3	SW910	C2
R905	J3	SW911	B2
R906	J3	SW912	F4
R907	J3	SW913	E4
R908	K3	SW914	E4
R909	K3	SW915	E4
R910	C5	SW916	D4
R913	F4	SW917	D4
R914	F4	SW918	C4
R915	E4	SW919	E4
R916	E4	R917	D4
R918	D4	R919	D4
R925	G4	R926	F4
R926	F4	R933	D5
R933	D5	R938	F6
R938	F6	R939	B3
R939	B3	R944	E7
R944	E7	R951	I7
R951	I7	R952	I7
R952	I7	R953	I7
R953	I7	R954	I7
R954	I7	R955	I7
R955	I7	R956	I7
R956	I7	R957	I7
R957	I7	R958	I7
R958	I7	R959	I7
R959	I7	R960	J7
R960	J7	R961	J7
R961	J7	R969	J7
R969	J7	R970	J7

02.08.21 3854R14138E
D'SCHEMATIC TIMER
T572AH/T572C(NAD)

7. AV CIRCUIT DIAGRAM



LOCATION GUIDE

C401	G8
C402	G8
C403	G7
C404	C8
C405	C8
C406	C8
C408	F6
C409	C9
C410	H7
C411	H7
C412	I7
C413	I7
C414	C9
C415	H7
C416	H8
C417	I8
C418	K8
C419	K8
C420	K7
C421	K7
C422	E6
C423	H7
C424	E6
IC401	E8
R401	C9
R403	C9
R404	G7
R405	H8
R406	H7
R407	H7
R409	G8
R410	G8
R411	G7
R412	H7
R413	H6
R414	G8
R415	G7
R416	H8
R417	H8
R418	H8
R419	J8
R420	J7
R421	D8
R422	C7
R423	C7
R424	C7
R425	C7
R426	C7

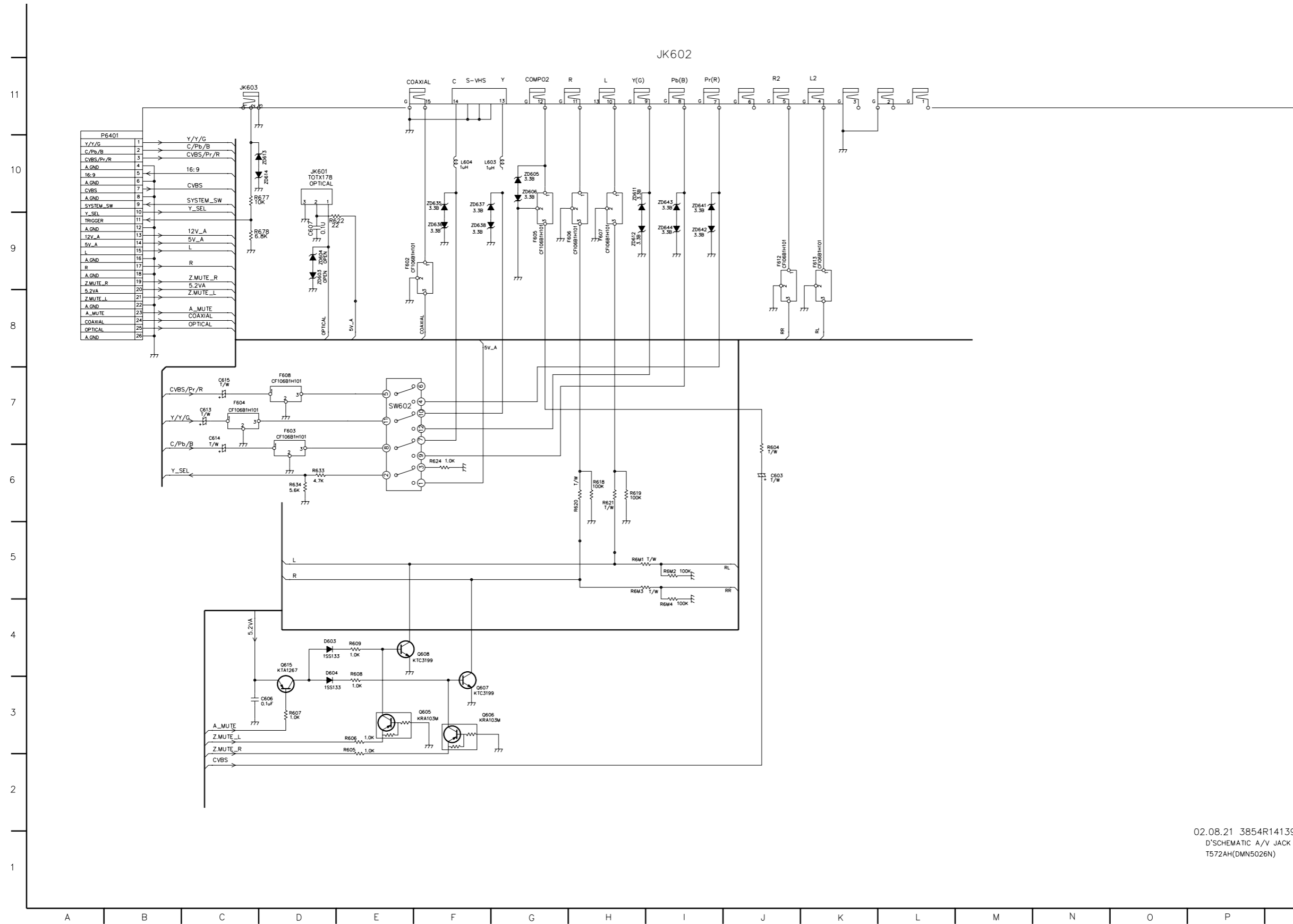
Y/Y/G	1	P4601
C/Pb/B	2	Y/Y/G
CVBS/Pr/R	3	C/Pb/B
	4	CVBS/Pr/R
16:9	5	A.GND
CVBS	6	16:9
	7	A.GND
SYSTEM_SW	8	CVBS
Y_SEL	9	A.GND
TRIGGER	10	SYSTEM_SW
	11	Y_SEL
12V_A	12	TRIGGER
5V_A	13	A.GND
L	14	12V_A
R	15	5V_A
	16	L
Z.MUTE_R	17	A.GND
5.2VA	18	R
Z.MUTE_L	19	A.GND
A.MUTE	20	Z.MUTE_R
COAXIAL	21	5.2VA
OPTICAL	22	Z.MUTE_L
	23	A.GND
	24	A.MUTE
	25	COAXIAL
	26	OPTICAL
		A.GND

CVBS	CVBS
Y/Y/G	Y/Y/G
C/Pb/B	C/Pb/B
CVBS/Pr/R	CVBS/Pr/R
DAC_RST	DAC_RST
DAC_LO	DAC_LO
DAC_LI	DAC_LI
COMM_CLK	COMM_CLK
COMM_DATA	COMM_DATA
A_MUTE	A_MUTE
DA_BCK	DA_BCK
DA_DATA0	DA_DATA0
DA_DATA1	DA_DATA1
DA_DATA2	DA_DATA2
DA_DATA3	DA_DATA3
DA_LRCK	DA_LRCK
DA_XCK	DA_XCK
OPTICAL	OPTICAL
COAXIAL	COAXIAL

TRIGGER	TRIGGER
16:9	16:9
Y_SEL	Y_SEL
SYSTEM_SW	SYSTEM_SW
5.2VA	5.2VA
5V_A	5V_A
12V_A	12V_A
3.3V_M	3.3V
	A.GND
	D.GND

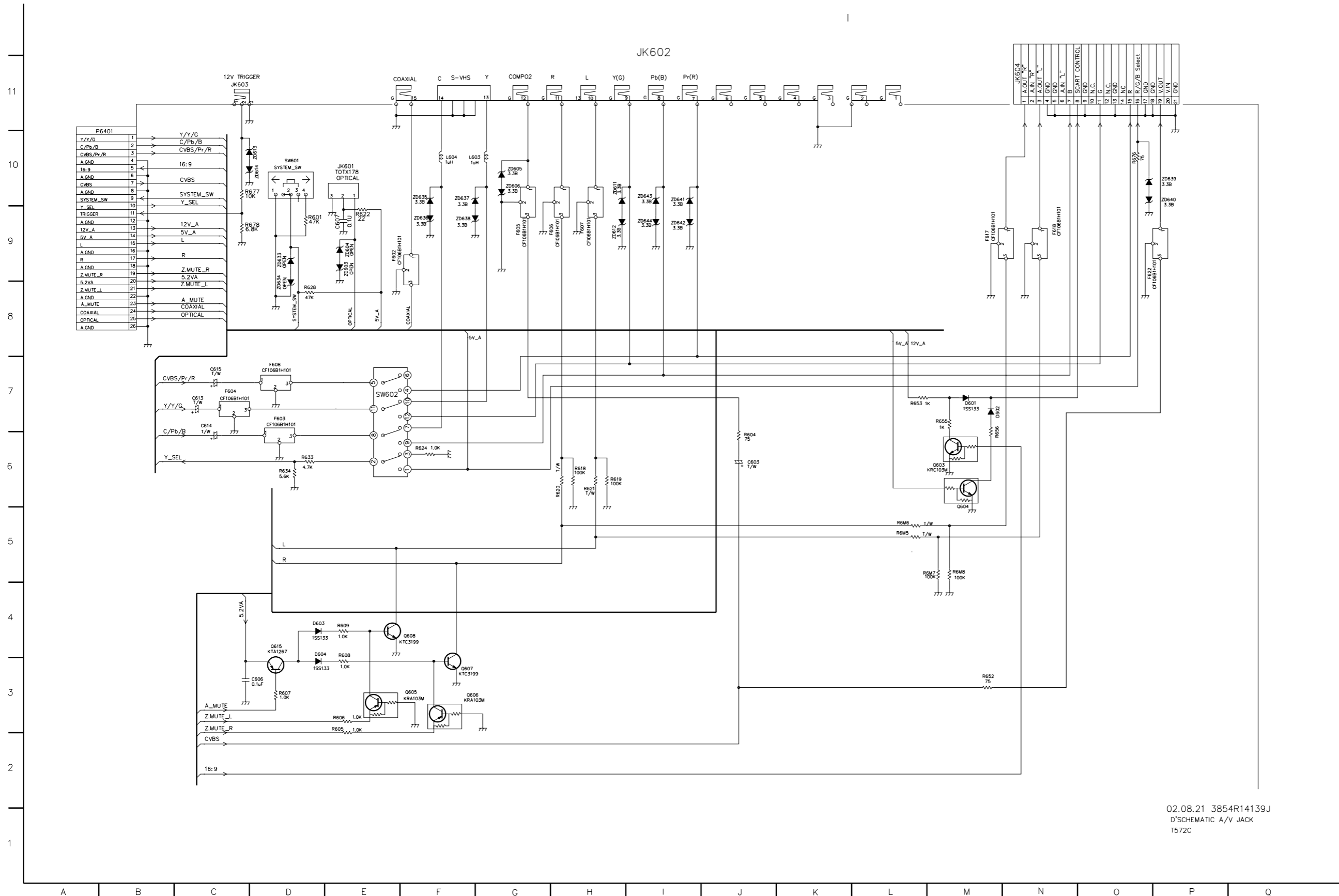
'02. 03. 19 R14137B
D'SCHEMATIC AUDIO(2 DAC)

8. JACK CIRCUIT DIAGRAM(T572AH)



02.08.21 3854R14139H
 D'SCHEMATIC A/V JACK
 T572AH(DMN5026N)

9. JACK CIRCUIT DIAGRAM(T572C)



02.08.21 3854R14139J
D'SCHEMATIC A/V JACK
T572C

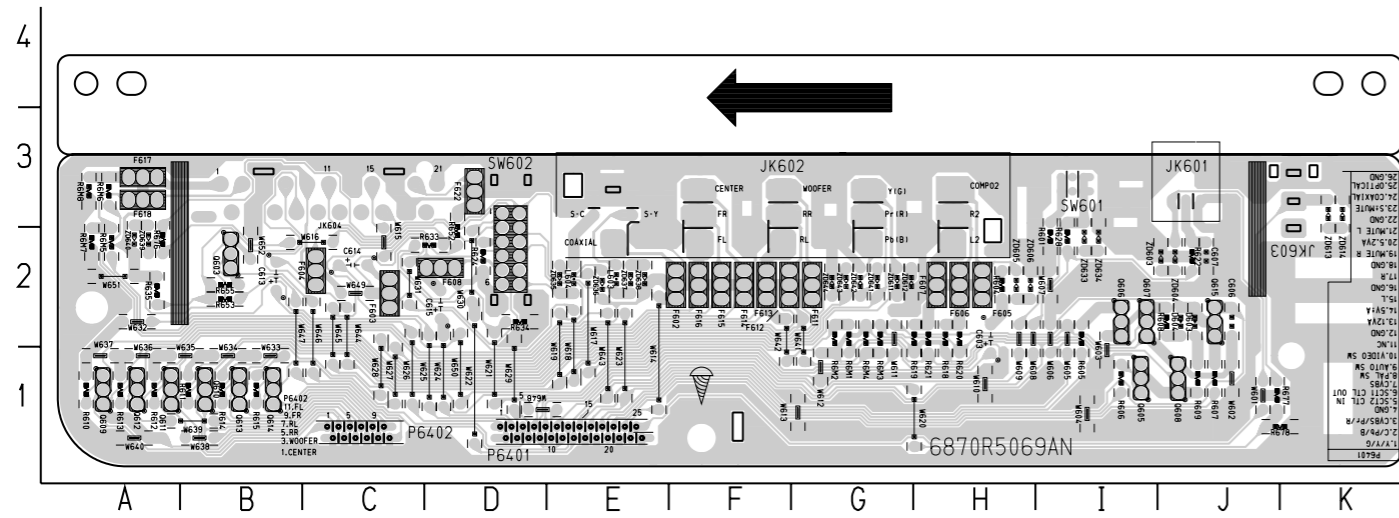
MODE PIN NO.	LEVEL(V)
164	2.08
165	2.15
166	2.16
167	1.636
168	0
169	2.04
170	0
171	0
172	3.15
173	3.25
174	3.26
175	3.25
176	0
177	3.24
178	3.24
179	2.27-1.97
180	0.22-0.18
181	1-1.3
182	0
183	0
184	0
185	0
186	3.26
187	1.3-1.27
188	3.25
189	1.58
190	1.53
191	1.52
192	0
193	0.52
194	1.5-1.6
195	0.63-0.68
196	2.7-2.8
197	2.7-2.8
198	185mV-1V
199	2.4-2.9
200	17mV-1V
201	17mV-1V
202	17mV-1V
203	17mV-1V
204	17mV-1V
205	2.8
206	1.618
207	3.23
208	3.23

MODE PIN NO.	LEVEL(V)
DEIVE&RF IC 2 A 1	
1	
2	3.1V
3	2.5-3.7
4	2
5	3.4
6	2.5
7	NC
8	NC
9	
10	1.2V
11	2.78V
12	3.0-3.6
13	3.0-3.6
14	2.7V
15	1.9V
16	
17	
18	
19	
20	
21	5.18V
22	5.18V
23	
24	
25	
26	0-3.8V
27	0V-4V
28	3.3V
29	5.2V
30	0
31	0V
32	
33	
34	5.18V
35	
36	2.2V-3.5
37	2.2V
38	3.4-3.8V
39	2.2-2.6
40	0V
41	5V
42	
43	0.4V
44	4V
45	2.4V
46	2.4V
47	2.4-2.6V
48	
49	
50	2.4V-2.6V
51	2.4V-2.6V
52	2.4V-2.6V
53	2.4V

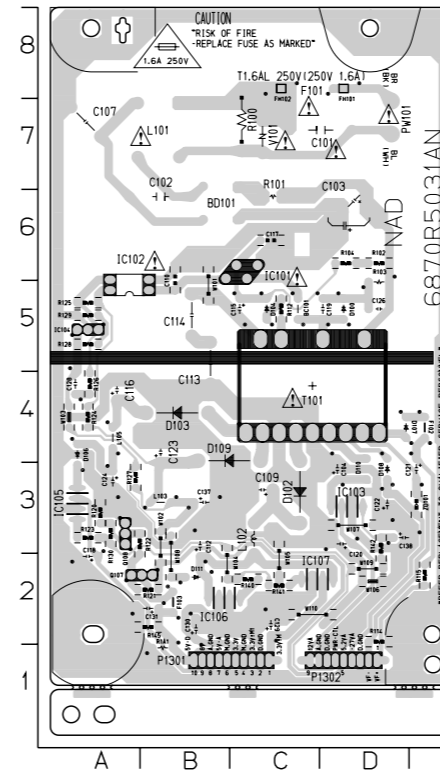
MODE PIN NO.	LEVEL(V)
54	2.4V
55	2.4V
56	2.4V
57	2.4V
58	2.4V
59	2.4V
60	2.4V
61	0V
62	0V
63	5V
64	0V
IC 2 M 1	
1	2.16
2	2.22
3	2.16
4	2.16
5	2.16
6	2.15
7	0
8	2.58
9	2.16
10	2.16
11	2.22
12	2.23
13	2.25
14	0
15	0
16	2.25
17	0
18	0
19	0
20	0
21	0
22	0
23	8
24	3.73
25	3.73
26	3.73
27	3.73
28	3.82
29	3.61
30	0
31	0
32	4.68
33	2.78
34	0
35	3.7
36	3.75
37	3.84
38	3.6
39	8.01
40	1.94
41	0-1.94
42	1.94
43	0

MODE PIN NO.	LEVEL(V)
44	8.01
45	2.16
46	0
47	7.96
48	2.1

2. AV JACK P.C.BOARD



3. SMPS P.C.BOARD

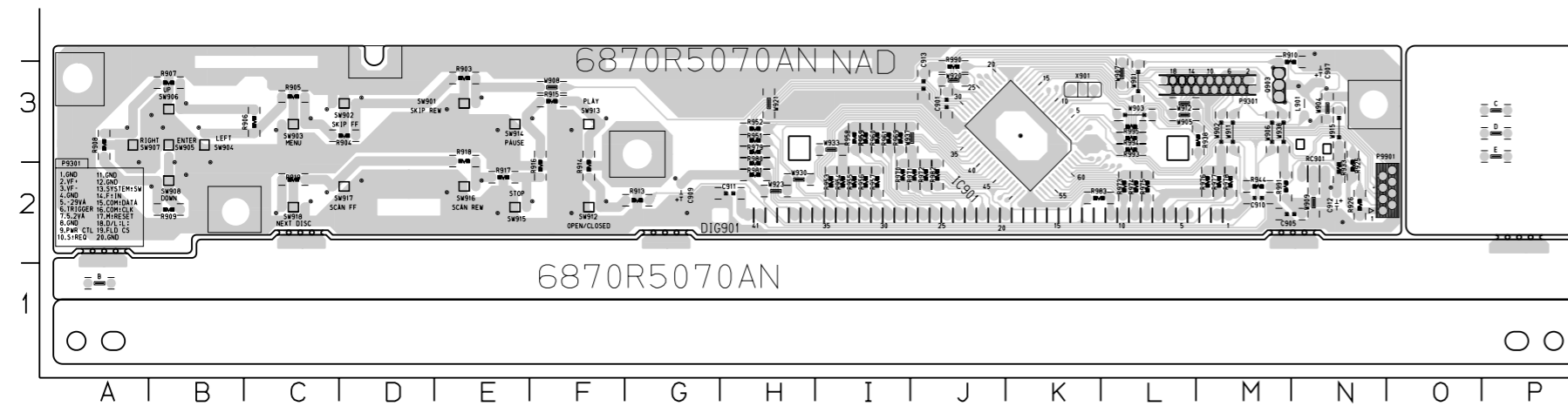


LOCATION GUIDE

BC101	C5	IC101	C6
BD101	B6	IC102	A5
C101	D7	IC103	D5
C102	B6	IC104	A5
C103	D6	IC105	A3
C104	D3	IC106	B2
C107	A7	IC107	D2
C109	C3	L101	B7
C110	B6	L102	C3
C112	B3	L103	B3
C113	B5	L105	A4
C114	B5	P1301	C1
C115	C5	P1302	D1
C116	A4	PW101	D7
C117	C5	Q107	B2
C118	A2	Q108	A3
C119	D5	R100	C7
C120	D3	R101	C6
C121	E3	R102	D6
C122	D3	R103	D6
C123	B4	R104	D6
C124	A3	R112	C5
C126	D5	R114	D2
C128	A4	R115	E2
C129	C2	R120	A3
C130	B2	R121	B2
C131	B2	R122	A3
C137	B3	R123	A3
C138	D3	R124	A4
D100	D5	R125	A5
D102	C3	R126	A4
D103	B4	R127	A3
D104	C5	R128	A5
D106	A4	R129	A5
D107	D4	R130	A3
D108	D3	R140	C2
D109	B4	R141	C2
D110	D3	R142	D3
D111	B2	R145	B2
F102	E4	R1A1	B1
F103	B2	T101	C4
FH101	D8	V101	C7
FH102	C8	ZD101	E3

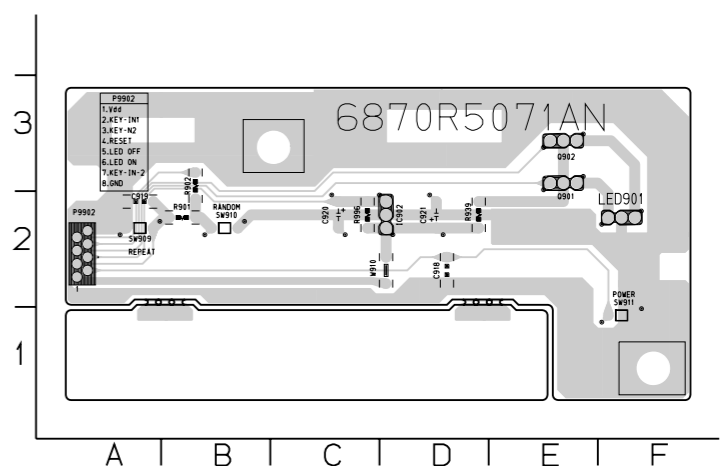
NOTES) ⚠ Warning
Parts that are shaded are critical
With respect to risk of fire or
electrical shock.

4. FRONT P.C.BOARD



LOCATION GUIDE

C901	J3	R957	I2
C905	M2	R958	I3
C907	N3	R959	I3
C909	G2	R960	I3
C910	M2	R961	I3
C911	H2	R969	I3
C912	N2	R970	I2
C913	J3	R971	I2
DI901	J3	R972	J2
L901	N3	R973	L2
P9301	M3	R974	L2
P9901	N2	R975	L2
Q903	M3	R976	M2
R901	L8	R977	M2
R902	L8	R978	M2
R903	E3	R979	H3
R904	D3	R980	H2
R905	C3	R981	H2
R906	C3	R982	J2
R907	B3	R983	K2
R908	A3	R990	J3
R909	B2	R991	M2
R910	M3	R993	L3
R913	G2	R994	L3
R914	F2	R995	L3
R915	F3	RC901	N3
R916	F2	SW901	E3
R917	E2	SW902	D3
R918	E3	SW903	C3
R919	C2	SW904	B3
R925	N2	SW905	B3
R926	N2	SW906	B3
R933	N2	SW907	A3
R938	M3	SW908	B2
R939	O8	SW912	F2
R944	M2	SW913	F3
R951	H3	SW914	E3
R952	H3	SW915	E2
R953	I2	SW916	E2
R954	I2	SW917	D2
R955	I2	SW918	C2
R956	I2	X901	K3



SECTION 4 MECHANISM

CONTENTS

DECK MECHANISM PARTS LOCATIONS

- Top View.....4-1
- Top View(without Tray Disc)4-1
- Bottom View4-1

DECK MECHANISM DISASSEMBLY

1. Holder Assembly Clamp.....4-2

- 1-1. Plate Clamp4-2
- 1-2. Magnet Clamp4-2
- 1-3. Upper Clamp.....4-2
- 1-4. Holder Clamp.....4-2

2. Base Assembly Tray4-2

- 2-1. Tray Disc(Fig.4-2)4-2
- 2-2. Roller Base Tray4-2
- 2-3. PCB Assembly Tray.....4-2
- 2-4. Motor Assembly Tray4-2
- 2-5. Gear Tray.....4-2
- 2-6. Gear Wheel Tray4-2
- 2-7. Base Tray.....4-2

3. Frame Assembly Up/Down4-3

- 3-1. PCB Assembly Junction4-3
- 3-2. Base Assembly Sled Damper4-3
 - 3-2-1. Gear Assembly Feed4-3
 - 3-2-2. Gear Assembly Middle.....4-3
 - 3-2-3. Gear Assembly Rack4-3
- 3-3. Rubber Damper4-3
- 3-4. Frame Up/Down.....4-3

4. Base Assembly Main.....4-4

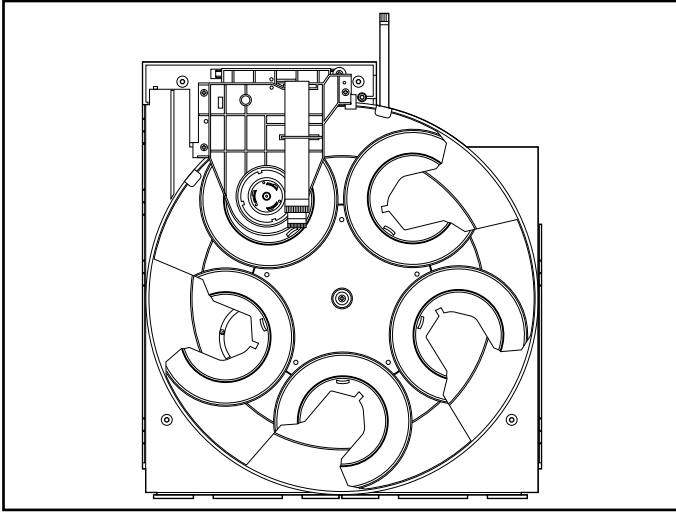
- 4-1. PCB Assembly Main Mode4-4
- 4-2. Gear Slider.....4-4
- 4-3. Gear Exchange.....4-4
- 4-4. Gear Main4-4
- 4-5. Gear Up/Down4-4
- 4-6. Gear Wheel Main.....4-4
- 4-7. Gear Loading.....4-4
- 4-8. Motor Assembly Main4-4
- 4-9. Base Main.....4-4

EXPLODED VIEW

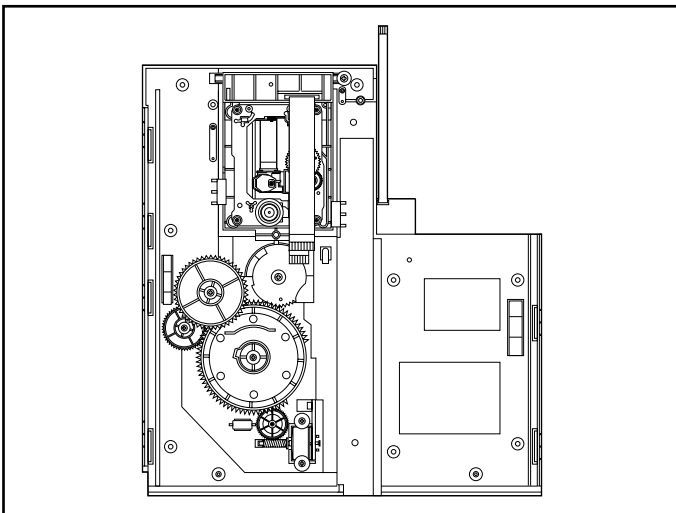
1. Deck Mechanism Exploded View....4-5

DECK MECHANISM PARTS LOCATION

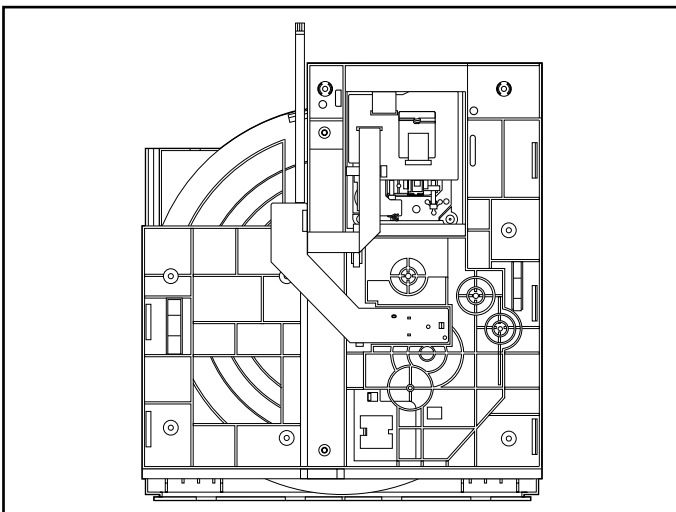
• Top View (With Tray)



• Top View (Without Tray)



• Bottom View



Procedure Starting No.	Parts	Fixing Type	Disassembly	Figure	
1	Holder Assembly Clamp	3 Screws 2 Connectors 1 Hook	Top	4-1	
1	2	Plate Calmp	Top	4-1	
1,2	3	Magnet Clamp	Top	4-1	
1,2,3	4	Upper Clamp	Top	4-1	
1,2,3,4	5	Holder Clamp	Top	4-1	
	6	Base Assembly Tray	2 Locking Tabs	Top	4-2
	7	Tray Disc	1 Screw	Top	4-2
6	8	Roller Base Tray	2 Locking Tabs	Bottom	4-2
6	9	PCB Assembly Tray	2 Screws 1 Connector	Bottom	4-2
6,7	10	Motor Assembly Tray	2 Screws	Top	4-2
6,7,10	11	Gear Tray		Top	4-2
6,7,10,11	12	Gear Wheel Tray		Top	4-2
6,7,8,9,10,11,12	13	Base Tray		Top	4-2
1	14	Frame Assemly Up/Down	1 Screw	Top	4-3
	15	PCB Assembly Junction	2 Screws 5 Connectors	Bottom	4-3
1	16	Base Assembly Sled Damper	4 Screws 1 Connector	Top	4-3
1	17	Gear Assembly Feed	1 Locking Tab	Top	4-3
1,17	18	Gear Middle		Top	4-3
1,17	19	Gear Assembly Rack	1 Screw	Top	4-3
1	20	Rubber Damper		Top	4-3
1,15,16,17,18,19,20	21	Frame Up/Down		Top	4-3
1,14	22	Base Assembly Main		Top	4-4
	23	PCB Assembly Main Mode	2 Connectors 3 Screws	Bottom	4-4
6	24	Gear Slider	1 Screw	Top	4-4
6,24	25	Gear Exchange	1 Screw	Top	4-4
6,24	26	Gear Main	1 Screw	Top	4-4
6,24,26	27	Gear Up/Down	1 Screw	Top	4-4
6,24,26	28	Gear Wheel Main	1 Screw	Top	4-4
6,24,26,28	29	Gear Loading		Top	4-4
6,28	30	Motor Assembly Main	2 Screws 1 Locking Tab	Top	4-4
1,6,14,23,24,25,26,27,28,29,30	31	Base Main		Top	4-4

Note

When reassembling, perform the procedure in reverse order.

The "Bottom" on Disassembly column of above Table indicates the part should be disassembled at the Bottom side.

DECK MECHANISM DISASSEMBLY

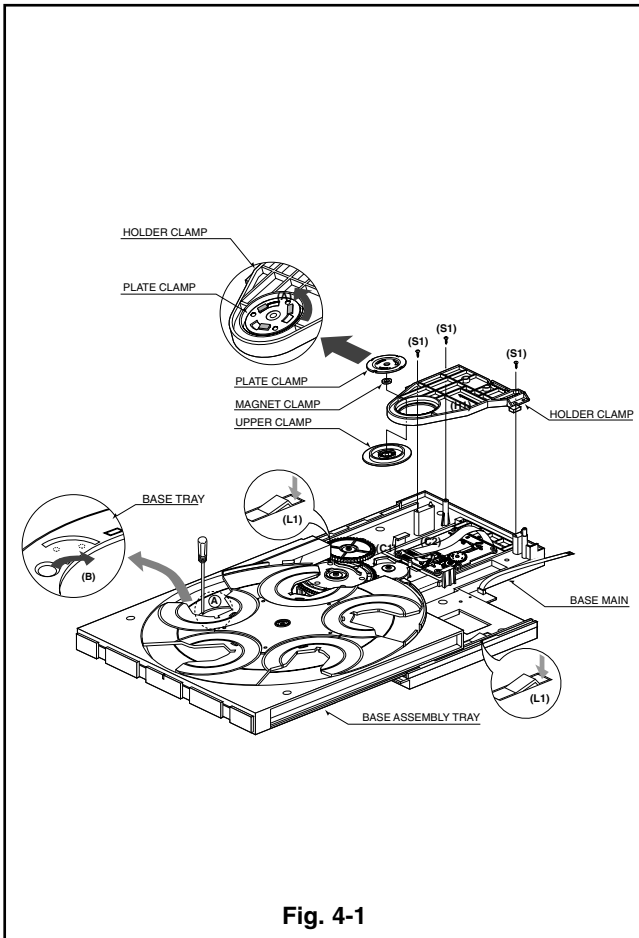


Fig. 4-1

1. Holder Assembly Clamp(Fig. 4-1)

- 1) Release 3 Screws(S1).
- 2) Unlock The Connectors (C1), (C2) from the Hook(H1).

1-1. Plate Clamp

- 1) Hold and fix the Upper Clamp under the Holder Assembly Clamp, and then turn the Plate Clamp to the counterclockwise direction(arrow(A)).

1-2. Magnet Clamp

1-3. Upper Clamp

1-4. Holder Clamp

Note

- When reassembling, hold and fix the Upper Clamp as above No. 1-1(1), and then turn the Plate Clamp to the clockwise direction.

2. Base Assembly Tray(Fig. 4-1)

- 1) Turn the Ⓐ portion to the direction of arrow(B) to move the Base Assembly Tray in front of you.
- 2) Push down two Locking Tabs(L1) located to both sides of the Base Main, and then pull the Base Assembly Tray in front of you.

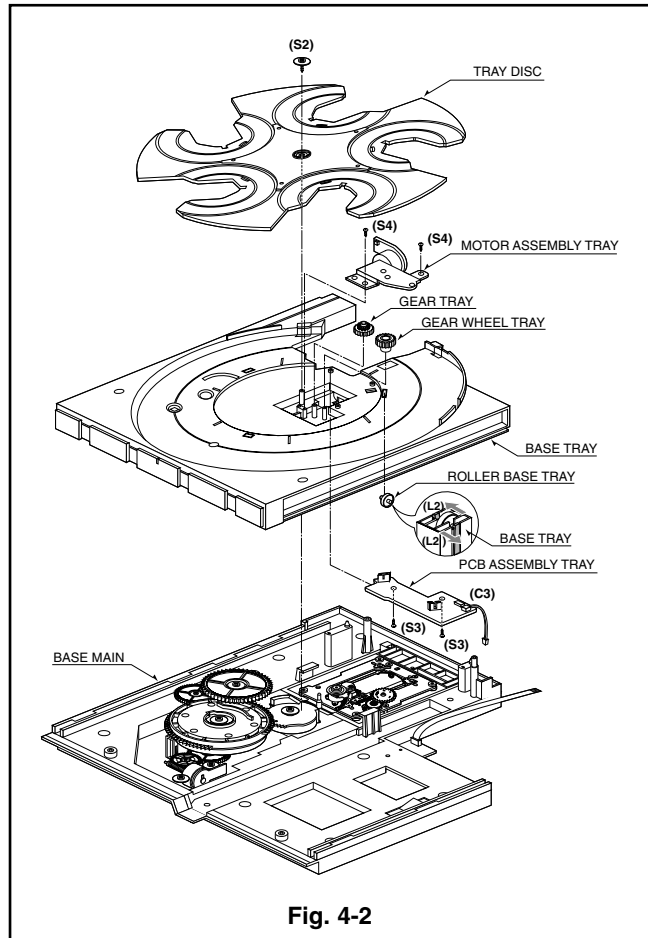


Fig. 4-2

2-1. Tray Disc(Fig.4-2)

- 1) Release Screw(S2).

Note

- Put the Base Assembly Tray face down(Bottom side).

2-2. Roller Base Tray

- 1) Unlock the two Locking Tabs(L2).

2-3. PCB Assembly Tray

- 1) Release two Screws(S3).
- 2) Unconnect the Connector(C3).

Note

- Put the Base Assembly Tray on original position(Top Side).

2-4. Motor Assembly Tray

- 1) Release 2 Screws(S4).

2-5. Gear Tray

2-6. Gear Wheel Tray

2-7. Base Tray

DECK MECHANISM DISASSEMBLY

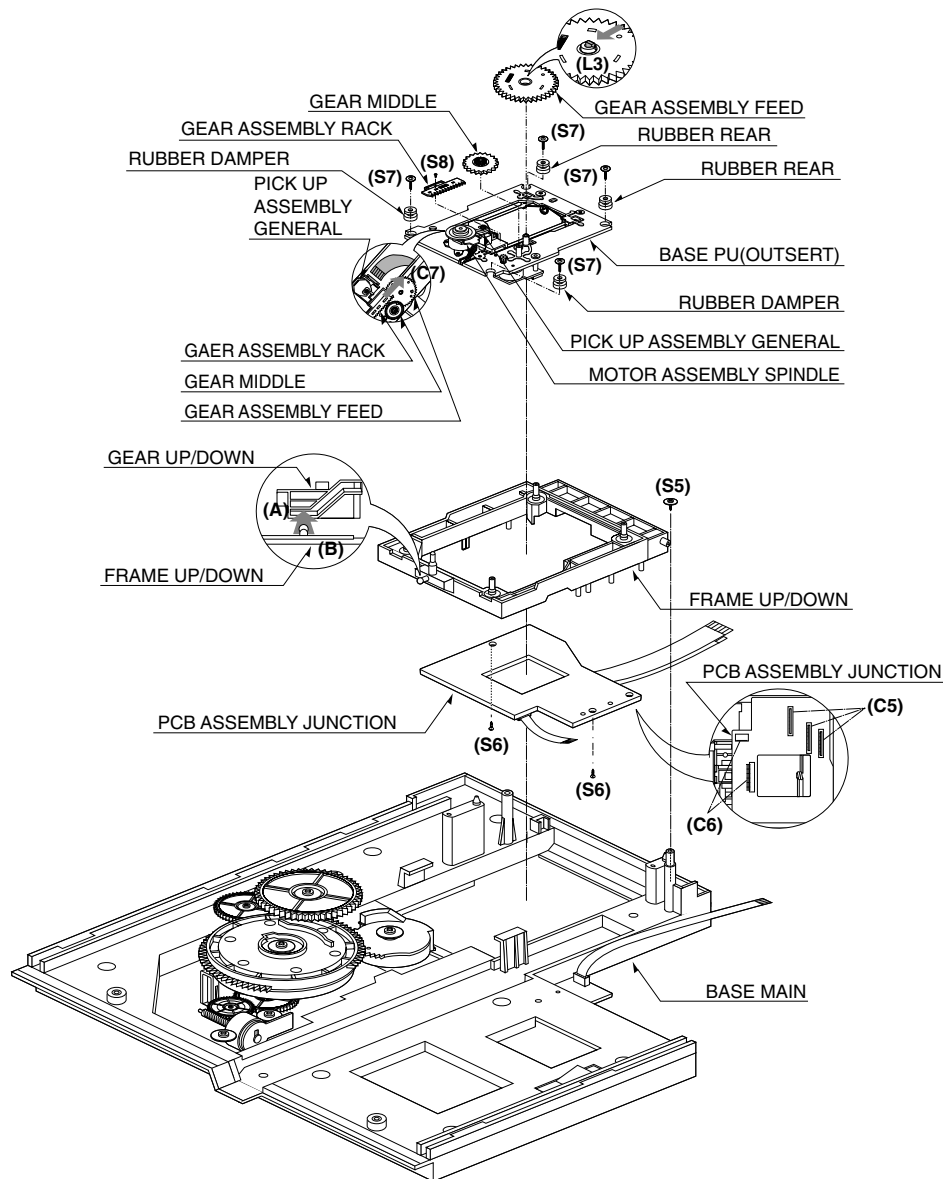


Fig. 4-3

3. Frame Assembly Up/Down(Fig. 4-3)

- 1) Release Screw(S5).

3-1. PCB Assembly Junction

- 1) Unconnect the 5 Connectors(C5), (C6).
- 2) Release 2 Screws(S6).

3-2. Base Assembly Sled Damper

- 1) Release 4 Screws(S7).
- 2) Disconnect the Connector(C7).

3-2-1. Gear Assembly Feed

- 1) Look the Locking Tab(L3) in direction of arrow.

3-2-2. Gear Assembly Middle

3-2-3. Gear Assembly Rack

- 1) Release the Screw(S8).

3-3. Rubber Damper

3-4. Frame Up/Down

Note

- Put the Base Assembly Main on original position(Top side)

DECK MECHANISM DISASSEMBLY

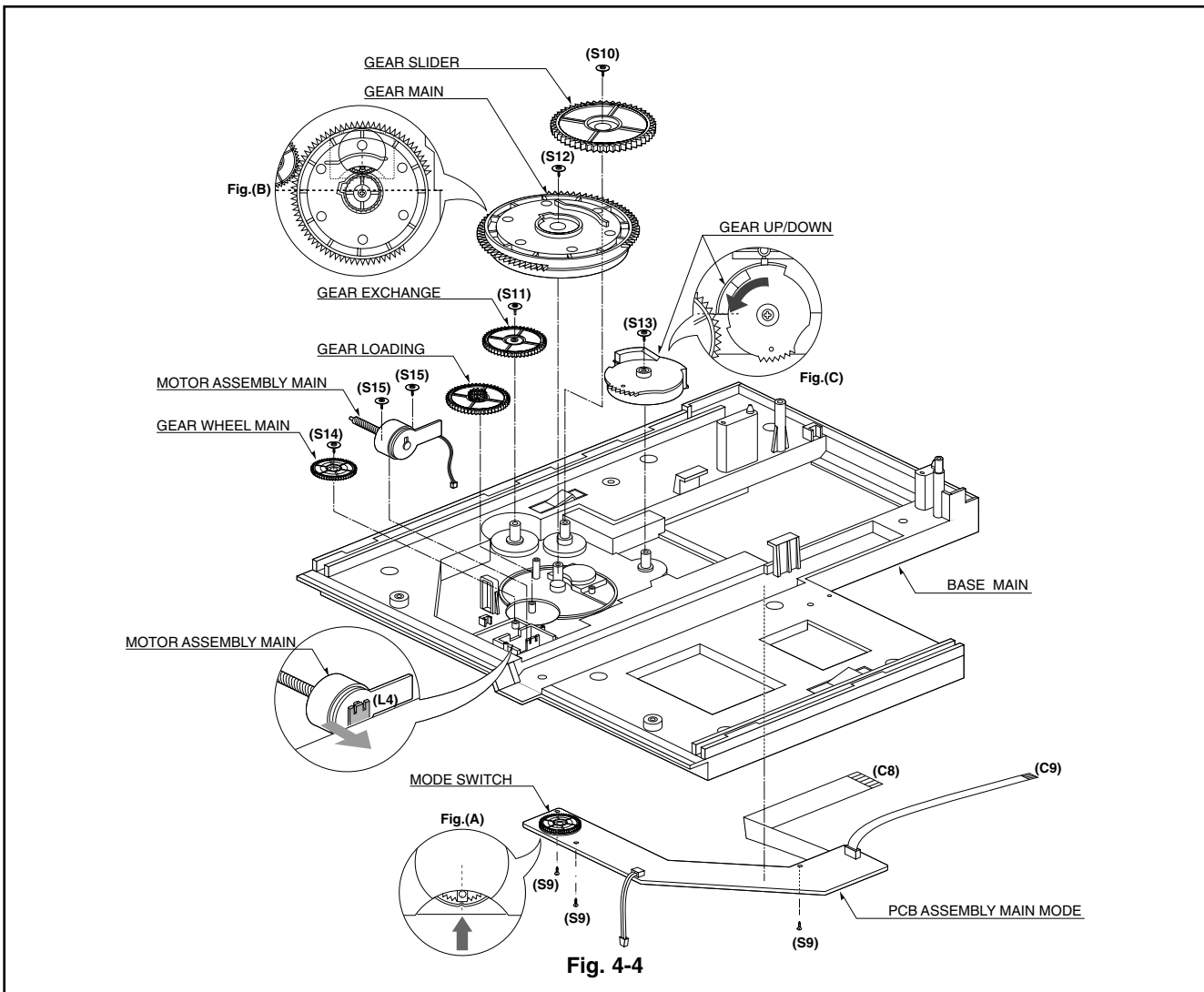


Fig. 4-4

4. Base Assembly Main(Fig. 4-4)

Note

- Put the Base Assembly Main face down(Bottom Side).

4-1. PCB Assembly Main Mode

- 1)Unconnect the Connectors (C8), (C9).
- 2)Release three Screws(S9).

Note

- When reassembling, align the Mode Switch position as Fig.(A).
- Put the Base Assembly Main on original position(Top Side)

4-2. Gear Slider

- 1) Release Screw(S10).

4-3. Gear Exchange

- 1) Release Screw(S11).

4-4. Gear Main

- 1) Release Screw(S12).

Note

- When reassembling, align the (A) position of the Gear Main to the (B) position of Mode Switch as Fig.(B)

4-5. Gear Up/Down

- 1) Release Screw(S13).

Note

- Reassembling, turn the Gear Up/Down in direction of arrow as Fig.(C).

4-6. Gear Wheel Main

- 1) Release Screw(S14).

4-7. Gear Loading

4-8. Motor Assembly Main

- 1) Release 2 Screws(S15).
- 2) Unlock the Locking Tab(L4).

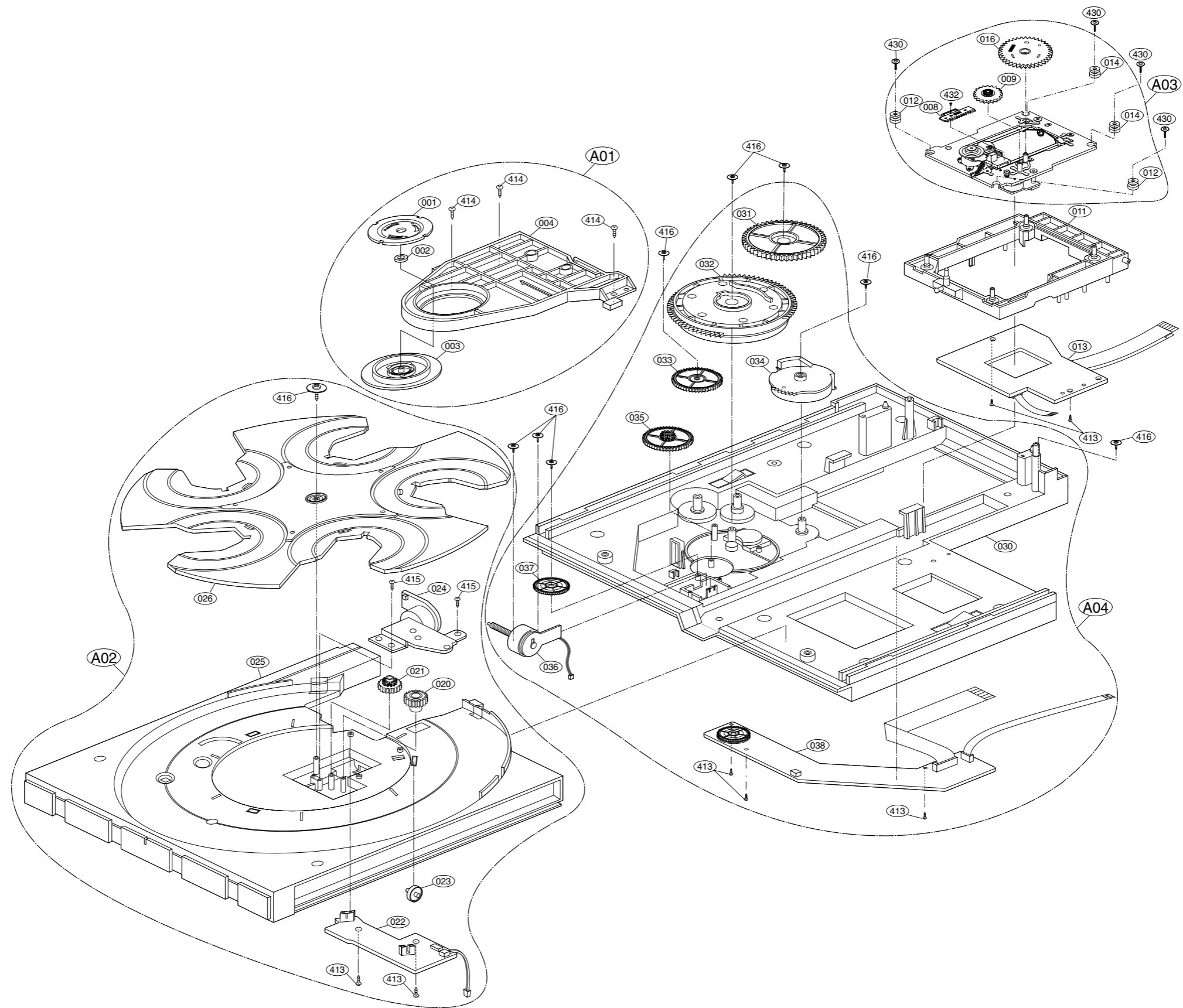
4-9. Base Main

MEMO

A series of horizontal dotted lines for writing.

EXPLODED VIEWS

1. Deck Mechanism Exploded View




MEMO

A series of horizontal dotted lines for writing.

MEMO

A series of horizontal dotted lines for writing.

NOTES)  Warning
 Parts that are shaded are critical
 With respect to risk of fire or
 electrical shock.

SECTION 5 REPLACEMENT PARTS LIST

MODELS:(A)DMN5025E(T572C), (B)DMN5026N(T572AH)

RUN DATE:AUG.20.2002

NSP:Not Service Part

.MECHANICAL SECTION

S	AL	LOCA.NO	PART NO(LG)	A	B	DESCRIPTION	SPECIFICATION	REMARKS
ASSEMBLY PARTS SECTION								
		A00	6721RH0326A	O	O	DECK ASSEMBLY,VIDEO	DPM-2 (DVD-CD R/RW MITSUMI 2LD	
		A01	4931R-0037B	O	O	HOLDER ASSEMBLY	CLAMP -SH	
		A02	3041R-0014C	O	O	BASE ASSEMBLY	TRAY (DPM1)-SH	
		A03	3041R-0061B	O	O	BASE ASSEMBLY	SLED-DAMPER(DVD-CD R/RW MITSUM	
		A04	3041R-0016B	O	O	BASE ASSEMBLY	MAIN -SH	
PARTS SECTION								
		001	3300R-0547A	O	O	PLATE	CLAMP	NSP
		002	5016H-1016B	O	O	MAGNET	CLAMP(LDM-R608,10*5,1*1.5T)	NSP
		003	4860R-0009A	O	O	CLAMP	UPPER	NSP
		004	4930R-0197A	O	O	HOLDER	CLAMP	NSP
		008	4470R-0047A	O	O	GEAR	ASSY RACK	
		009	4470R-0053A	O	O	GEAR	MIDDLE	
		011	3210R-0041A	O	O	FRAME	UP/DOWN	
		012	5040R-0047D	O	O	RUBBER	DAMPER(HARDNESS=30),DARKGREEN	
		013	6871R-0001K	O	O	PWB(PCB) ASSEMBLY,TOTAL	DPM1 JUNCTION DVD-CD R/RW -SH	
		014	5040R-0047B	O	O	RUBBER	DAMPER(E2,5040H-1054A),CHUNPOO	
		016	4470R-0050A	O	O	GEAR	ASSY FEED	
		020	4470R-0118A	O	O	GEAR	WHEEL TRAY	
		021	4470R-0074A	O	O	GEAR	TRAY	
		022	6871R-3024D	O	O	PWB(PCB) ASSEMBLY,TOTAL	DPM1 TRAY -SH	
		023	4580R-0006A	O	O	ROLLER	BASE TRAY	
		024	4681R-0010D	O	O	MOTOR ASSEMBLY	TRAY-SH	
		025	3040R-0032A	O	O	BASE	TRAY (DPM1)	NSP
		026	3390R-0008A	O	O	TRAY	DISC (DPM1)	
		030	3040R-0031A	O	O	BASE	MAIN (DPM1)	
		031	4470R-0069A	O	O	GEAR	SLIDER	
		032	4470R-0067A	O	O	GEAR	MAIN	
		033	4470R-0070A	O	O	GEAR	EXCHANGE	
		034	4470R-0068A	O	O	GEAR	UP/DOWN	
		035	4470R-0071A	O	O	GEAR	LOADING	
		036	4681R-0012B	O	O	MOTOR ASSEMBLY	MAIN -SH	
		037	4470R-0072A	O	O	GEAR	WHEEL MAIN	
		038	6871R-3026C	O	O	PWB(PCB) ASSEMBLY,TOTAL	DPM1 MAIN-MODE -SH	
SCREW								
		413	4000R-0006A	O	O	SCREW	TAPTITE 3*8(353-025B)	
		414	4000R-0006B	O	O	SCREW	TAPTITE 3X10 FBK(353-025C)	
		415	1MPC0301118	O	O	SCREW MACHINE,PAN HEAD	#NAME?	
		416	4404R-0017A	O	O	MECHANISM	3*12*12(88H-0004)	
		430	1SZZH-1003A	O	O	SCREW,	+ D2.0 6MM SWRCH16A/NIY 4.5MM	
		432	1SZZR-0011A	O	O	SCREW,	MACHINE	
.CABINET & MAIN FRAME SECTION								
ASSEMBLY PARTS SECTION								
		A43	3501RF3434C		O	BOARD ASSEMBLY	FRONT(DMN5026N_T572_AH	
		A43	3501RF3434D	O		BOARD ASSEMBLY	FRONT(DMN5025E_T572_C)	
		A46	6885R-0550G		O	SUB PWB(PCB) ASSEMBLY	DMN5026N EVNT NAD CHANGER SVC	
		A46	6885R-0550H	O		SUB PWB(PCB) ASSEMBLY	DMN5025E EVNT NAD CHANGER SVC	
		A47	6871R-5089A		O	PWB(PCB) ASSEMBLY,TOTAL	DMN5026N HA1UNN IO BLUE PCB	
		A47	6871R-5089B	O		PWB(PCB) ASSEMBLY,TOTAL	DMN5025E HA2DNN IO BLUE PCB	

S	AL	LOCA.NO	PART NO(LG)	A	B	DESCRIPTION	SPECIFICATION	REMARKS
		A48	6871R-5088A		O	PWB(PCB) ASSEMBLY,TOTAL	DMN5026N HA1UNN SMPS BLUE PCB	
		A48	6871R-5088B	O		PWB(PCB) ASSEMBLY,TOTAL	DMN5025E HA2DNN SMPS BLUE PCB	
PARTS SECTION								
		250	3110R-0194U	O	O	CASE	DVD - TOP(5-DVD . W/O DVD .	
		260	3141R-0059R	O		CHASSIS ASSEMBLY	DVD DMP5024N MAIN HA1UPP	NSP
		260	3141R-0059S		O	CHASSIS ASSEMBLY	DMN5026N T572#SH	NSP
		275	4811R-0027F		O	BRACKET ASSEMBLY	MAIN(DVM5000 . W/O GND . ADD S	
		280	3721R-F228C		O	PANEL ASSEMBLY,FRONT	FRONT (DMN4026N) NAD T572 AH	
		280	3721R-F228D	O		PANEL ASSEMBLY,FRONT	FRONT (DMN4025E) NAD T572 C	
		283	3580R-T041B	O	O	DOOR,CASE	TRAY (T572) NAD	
		285	3301R-M019A	O	O	PLATE ASSEMBLY	VCR - SHIELD(T571)NAD	
	⚠	300	6410RAHJ02A		O	POWER CORD	JL001/NISPT-2 18AWGX2C 105C JI	
	⚠	300	6410RCHJ02A	O		POWER CORD	JL201B WITH CORE JIULIAN VDE/	
SCREW								
		455	353-051E	O	O	SCREW	SPECIAL (3X12)	
		462	353-085E	O	O	SCREW,DRAWING	+3 D4.0 L10.0 MSWR3/FZMCW-2	
		463	353-051G	O	O	SCREW,DRAWING	+2 D3.0 L8.0 MSWR3/FN TB ROUN	
		465	353-046K	O	O	SCREW	SPECIAL (3X10 B.K)	
.PACKING & ACCESSORY SECTION								
		801	3835RS0042D	O		INSTRUCTION ASSEMBLY	DMN5025E_HA2DNN	
		801	3835RS0042E		O	INSTRUCTION ASSEMBLY	DMN5026N_HA1UNN	
		802	3890R-H524M	O		BOX	DMN5025E HA2DNN SW3-A 1.745 1	
		802	3890R-H524N		O	BOX	DMN5026N HA1UNN SW3-A 1.745 1	
		803	3920R-E038A	O	O	PACKING,CASING	DMN4022N 0.02 110 EPS 8 430 89	
		804	292-053E	O	O	BAG	V3	NSP
		808	841-0021	O	O	BATTERY,MN	ER03X HI WATT 1.5V .MA/H AAA	
		810	6851RP0003N	O	O	CABLE ASSY,RF	DVD CABLE ASSY,RCA USING AREA	
		811	6611R1G001A	O	O	PLUG ASSY	1WAY YELLOW GLOBAL	
		812	6611R2G001A	O	O	PLUG ASSY	2WAY RED/WHITE GLOBAL	
.REMOTE CONTROL SECTION								
		900	6711R2N010X	O	O	REMOTE CONTROLLER ASSY	D1 DMN4022N NAD W/DISC SKIP	

.ELECTRICAL SECTION

S	AL	LOCA.NO	PART NO(LG)	A	B	DESCRIPTION	SPECIFICATION	REMARKS
CAPACITOR								
△		C101	624-088S	O	O	CAPACITOR,DRAWING	MPX104K ETR/EUROPTRONIC BULK	
		C102	624-088S	O	O	CAPACITOR,DRAWING	MPX104K ETR/EUROPTRONIC BULK	
		C103	0CE157CR610		O	CAPACITOR,AL.ELECTROLYTIC	150UF SHL,SD 250V M FL BULK	
		C103	0CE686CU611	O		CAPACITOR,AL.ELECTROLYTIC	68UF SHL,SD 400V M FL BK7.5	
		C104	624-085D	O	O	CAPACITOR	CE 47UF/50V KME (SMPS)	
		C109	0CE108BF630	O	O	CAPACITOR,FIXED ELECTROLYTIC	1000UF KME 16V M FM5 BULK	
		C110	0CN4730K948	O	O	CAPACITOR,FIXED TUBULAR(High d	0.047UF D 50V 80%,-20% F(Y5V)	
		C112	0CE3376D638	O	O	CAPACITOR,ELECTROLYTIC	330UF SMS 10V M FM5 TP5	
		C113	0CG3320U632	O	O	CAPACITOR,FIXED CERAMIC(TEMP.C	3300PF D 400V 20% R Y (N 800	
		C115	0CE1064K638	O	O	CAPACITOR,FIXED ELECTROLYTIC	10M SRA 50V M FM5 TP(5)	
		C116	0CE477BH630	O	O	CAPACITOR,AL.ELECTROLYTIC	470UF KME TYPE 25V M FM5 BULK	
		C117	0CN4730K948	O	O	CAPACITOR,FIXED TUBULAR(High d	0.047UF D 50V 80%,-20% F(Y5V)	
		C118	0CE1074F638	O	O	CAPACITOR,ELECTROLYTIC	100U SRA 16V M FM5 TP(5)	
		C119	624-087B	O	O	CAPACITOR	HIGH-VOL 100P/1KV SMPS SAMHWA	
		C120	0CE1074F638	O	O	CAPACITOR,ELECTROLYTIC	100U SRA 16V M FM5 TP(5)	
		C121	0CE2276F638	O	O	CAPACITOR,ELECTROLYTIC	220U SMS 16V M FM5 TP(5)	
		C122	624-085D	O	O	CAPACITOR	CE 47UF/50V KME (SMPS)	
		C123	0CE108BF630	O	O	CAPACITOR,FIXED ELECTROLYTIC	1000UF KME 16V M FM5 BULK	
		C124	0CE337CH618	O	O	CAPACITOR,FIXED ELECTROLYTIC	330UF SHL,SD 25V 20% FL TP 5	
		C126	0CQ1031Y519	O	O	CAPACITOR,POLYESTER	0.01UF D 630V K PE NI TP	
		C128	0CQ1042K409	O	O	CAPACITOR,FIXED FILM	0.1UF S 50V J PE TP	
		C129	0CE1074F638	O	O	CAPACITOR,ELECTROLYTIC	100U SRA 16V M FM5 TP(5)	
		C130	0CE2274C638	O	O	CAPACITOR,ELECTROLYTIC	220M SRA 6.3V M FM5 TP(5)	
		C131	0CE1074F638	O	O	CAPACITOR,ELECTROLYTIC	100U SRA 16V M FM5 TP(5)	
		C137	0CE3376D638	O	O	CAPACITOR,ELECTROLYTIC	330UF SMS 10V M FM5 TP5	
		C138	0CE1054K638	O	O	CAPACITOR,ELECTROLYTIC	1.0M SRA/SS50V M FM5 TP(5)	
		C201	0CH1104K942	O	O	CAPACITOR,CHIP[CERAMIC M/L HD	0.1UF 50V Z Y5V(F) 1508 R/TP	
		C202	0CH1104K942	O	O	CAPACITOR,CHIP[CERAMIC M/L HD	0.1UF 50V Z Y5V(F) 1508 R/TP	
		C203	0CH1104K942	O	O	CAPACITOR,CHIP[CERAMIC M/L HD	0.1UF 50V Z Y5V(F) 1508 R/TP	
		C204	0CH1104K942	O	O	CAPACITOR,CHIP[CERAMIC M/L HD	0.1UF 50V Z Y5V(F) 1508 R/TP	
		C205	0CH1104K942	O	O	CAPACITOR,CHIP[CERAMIC M/L HD	0.1UF 50V Z Y5V(F) 1508 R/TP	
		C206	0CH1104K942	O	O	CAPACITOR,CHIP[CERAMIC M/L HD	0.1UF 50V Z Y5V(F) 1508 R/TP	
		C207	0CH1105D942	O	O	CAPACITOR,CHIP[CERAMIC M/L HD	1UF 10V Z Y5V(F) 1508 R/TP	
		C208	0CH1104K942	O	O	CAPACITOR,CHIP[CERAMIC M/L HD	0.1UF 50V Z Y5V(F) 1508 R/TP	
		C209	0CH1104K942	O	O	CAPACITOR,CHIP[CERAMIC M/L HD	0.1UF 50V Z Y5V(F) 1508 R/TP	
		C210	0CH1104K942	O	O	CAPACITOR,CHIP[CERAMIC M/L HD	0.1UF 50V Z Y5V(F) 1508 R/TP	
		C211	0CH8106F611	O	O	CAPACITOR,CHIP[AL. ELECTROLYTI	10UF 16V M 85STD(CYL) R/TP	
		C212	0CH8106F611	O	O	CAPACITOR,CHIP[AL. ELECTROLYTI	10UF 16V M 85STD(CYL) R/TP	
		C213	0CH8106F611	O	O	CAPACITOR,CHIP[AL. ELECTROLYTI	10UF 16V M 85STD(CYL) R/TP	
		C214	0CH1104K942	O	O	CAPACITOR,CHIP[CERAMIC M/L HD	0.1UF 50V Z Y5V(F) 1508 R/TP	
		C215	0CH1104K942	O	O	CAPACITOR,CHIP[CERAMIC M/L HD	0.1UF 50V Z Y5V(F) 1508 R/TP	
		C216	0CH1104K942	O	O	CAPACITOR,CHIP[CERAMIC M/L HD	0.1UF 50V Z Y5V(F) 1508 R/TP	
		C217	0CH1104K942	O	O	CAPACITOR,CHIP[CERAMIC M/L HD	0.1UF 50V Z Y5V(F) 1508 R/TP	
		C218	0CH1104K942	O	O	CAPACITOR,CHIP[CERAMIC M/L HD	0.1UF 50V Z Y5V(F) 1508 R/TP	
		C219	0CH1104K942	O	O	CAPACITOR,CHIP[CERAMIC M/L HD	0.1UF 50V Z Y5V(F) 1508 R/TP	
		C220	0CH8106F611	O	O	CAPACITOR,CHIP[AL. ELECTROLYTI	10UF 16V M 85STD(CYL) R/TP	
		C224	0CH1104K942	O	O	CAPACITOR,CHIP[CERAMIC M/L HD	0.1UF 50V Z Y5V(F) 1508 R/TP	
		C225	0CH1105D942	O	O	CAPACITOR,CHIP[CERAMIC M/L HD	1UF 10V Z Y5V(F) 1508 R/TP	
		C226	0CH1105D942	O	O	CAPACITOR,CHIP[CERAMIC M/L HD	1UF 10V Z Y5V(F) 1508 R/TP	
		C229	0CH1104K942	O	O	CAPACITOR,CHIP[CERAMIC M/L HD	0.1UF 50V Z Y5V(F) 1508 R/TP	
		C230	0CH1104K942	O	O	CAPACITOR,CHIP[CERAMIC M/L HD	0.1UF 50V Z Y5V(F) 1508 R/TP	
		C231	0CH1104K942	O	O	CAPACITOR,CHIP[CERAMIC M/L HD	0.1UF 50V Z Y5V(F) 1508 R/TP	
		C232	0CH8476C611	O	O	CAPACITOR,CHIP[AL. ELECTROLYTI	47UF 6.3V M 85STD(CYL) R/TP	
		C238	0CH1104K942	O	O	CAPACITOR,CHIP[CERAMIC M/L HD	0.1UF 50V Z Y5V(F) 1508 R/TP	
		C239	0CH1104K942	O	O	CAPACITOR,CHIP[CERAMIC M/L HD	0.1UF 50V Z Y5V(F) 1508 R/TP	
		C240	0CH1222K562	O	O	CAPACITOR,CHIP[CERAMIC M/L HD	2200PF 50V K X7R(X) 1608 R/TP	
		C242	0CH1104K942	O	O	CAPACITOR,CHIP[CERAMIC M/L HD	0.1UF 50V Z Y5V(F) 1508 R/TP	

S	AL	LOCA.NO	PART NO(LG)	A	B	DESCRIPTION	SPECIFICATION	REMARKS
		C245	0CH1105D942	O	O	CAPACITOR,CHIP[CERAMIC M/L HD	1UF 10V Z Y5V(F) 1508 R/TP	
		C251	0CH1105D942	O	O	CAPACITOR,CHIP[CERAMIC M/L HD	1UF 10V Z Y5V(F) 1508 R/TP	
		C252	0CH4100K112	O	O	CHIP CAPA CERAMIC M/L T.C F/S	10P 50V D COG 1.6X0.8 R/TP	
		C253	0CH1105D942	O	O	CAPACITOR,CHIP[CERAMIC M/L HD	1UF 10V Z Y5V(F) 1508 R/TP	
		C254	0CH1105D942	O	O	CAPACITOR,CHIP[CERAMIC M/L HD	1UF 10V Z Y5V(F) 1508 R/TP	
		C255	0CH1104K942	O	O	CAPACITOR,CHIP[CERAMIC M/L HD	0.1UF 50V Z Y5V(F) 1508 R/TP	
		C258	0CH1105D942	O	O	CAPACITOR,CHIP[CERAMIC M/L HD	1UF 10V Z Y5V(F) 1508 R/TP	
		C261	0CH8106F611	O	O	CAPACITOR,CHIP[AL. ELECTROLYTI	10UF 16V M 85STD(CYL) R/TP	
		C262	0CH8106F611	O	O	CAPACITOR,CHIP[AL. ELECTROLYTI	10UF 16V M 85STD(CYL) R/TP	
		C263	0CH8106F611	O	O	CAPACITOR,CHIP[AL. ELECTROLYTI	10UF 16V M 85STD(CYL) R/TP	
		C264	0CH8106F611	O	O	CAPACITOR,CHIP[AL. ELECTROLYTI	10UF 16V M 85STD(CYL) R/TP	
		C265	0CH8106F611	O	O	CAPACITOR,CHIP[AL. ELECTROLYTI	10UF 16V M 85STD(CYL) R/TP	
		C272	0CH8476C611	O	O	CAPACITOR,CHIP[AL. ELECTROLYTI	47UF 6.3V M 85STD(CYL) R/TP	
		C273	0CH1225F944	O	O	CAPACITOR,FIXED CERAMIC(Temp.c	2.2UF 16V 80%,-20% Y5V(F) 3216	
		C274	0CH8476C611	O	O	CAPACITOR,CHIP[AL. ELECTROLYTI	47UF 6.3V M 85STD(CYL) R/TP	
		C278	0CH8106F611	O	O	CAPACITOR,CHIP[AL. ELECTROLYTI	10UF 16V M 85STD(CYL) R/TP	
		C279	0CH8106F611	O	O	CAPACITOR,CHIP[AL. ELECTROLYTI	10UF 16V M 85STD(CYL) R/TP	
		C280	0CH8106F611	O	O	CAPACITOR,CHIP[AL. ELECTROLYTI	10UF 16V M 85STD(CYL) R/TP	
		C281	0CH8106F611	O	O	CAPACITOR,CHIP[AL. ELECTROLYTI	10UF 16V M 85STD(CYL) R/TP	
		C284	0CH8476C611	O	O	CAPACITOR,CHIP[AL. ELECTROLYTI	47UF 6.3V M 85STD(CYL) R/TP	
		C285	0CH8106F611	O	O	CAPACITOR,CHIP[AL. ELECTROLYTI	10UF 16V M 85STD(CYL) R/TP	
		C286	0CH1104K942	O	O	CAPACITOR,CHIP[CERAMIC M/L HD	0.1UF 50V Z Y5V(F) 1508 R/TP	
		C287	0CH8106F611	O	O	CAPACITOR,CHIP[AL. ELECTROLYTI	10UF 16V M 85STD(CYL) R/TP	
		C288	0CH8106F611	O	O	CAPACITOR,CHIP[AL. ELECTROLYTI	10UF 16V M 85STD(CYL) R/TP	
		C290	0CH4220K412	O	O	CAPA,CHIP CERAMIC M/L T.C F/S	22P 50V J COG 1.6X0.8 R/TP	
		C291	0CH4220K412	O	O	CAPA,CHIP CERAMIC M/L T.C F/S	22P 50V J COG 1.6X0.8 R/TP	
		C292	0CH1104K942	O	O	CAPACITOR,CHIP[CERAMIC M/L HD	0.1UF 50V Z Y5V(F) 1508 R/TP	
		C293	0CH1104K942	O	O	CAPACITOR,CHIP[CERAMIC M/L HD	0.1UF 50V Z Y5V(F) 1508 R/TP	
		C294	0CH1104K942	O	O	CAPACITOR,CHIP[CERAMIC M/L HD	0.1UF 50V Z Y5V(F) 1508 R/TP	
		C295	0CH1104K942	O	O	CAPACITOR,CHIP[CERAMIC M/L HD	0.1UF 50V Z Y5V(F) 1508 R/TP	
		C296	0CH1104K942	O	O	CAPACITOR,CHIP[CERAMIC M/L HD	0.1UF 50V Z Y5V(F) 1508 R/TP	
		C297	0CH8477C611	O	O	CAPACITOR,CHIP[AL. ELECTROLYTI	470UF 6.3V M 85STD(CYL) R/TP	
		C2A0	0CH8476C611	O	O	CAPACITOR,CHIP[AL. ELECTROLYTI	47UF 6.3V M 85STD(CYL) R/TP	
		C2A3	0CH1104K942	O	O	CAPACITOR,CHIP[CERAMIC M/L HD	0.1UF 50V Z Y5V(F) 1508 R/TP	
		C2A4	0CH8106F611	O	O	CAPACITOR,CHIP[AL. ELECTROLYTI	10UF 16V M 85STD(CYL) R/TP	
		C2A5	0CH1683F942	O	O	CAPACITOR,FIXED CERAMIC(Temp.c	0.068UF 16V 80%,-20% Y5V(F) 16	
		C2A6	0CH1102K562	O	O	CAPACITOR,FIXED CERAMIC(Temp.c	1000PF 50V 10% X7R(X) 1608 R/T	
		C2A7	0CH1104K942	O	O	CAPACITOR,CHIP[CERAMIC M/L HD	0.1UF 50V Z Y5V(F) 1508 R/TP	
		C2A8	0CH1152K562	O	O	CAPACITOR,FIXED CERAMIC(Temp.c	1500PF 50V 10% X7R(X) 1608 R/T	
		C2A9	0CH1104K942	O	O	CAPACITOR,CHIP[CERAMIC M/L HD	0.1UF 50V Z Y5V(F) 1508 R/TP	
		C2B3	0CH1392K562	O	O	CAPACITOR,FIXED CERAMIC(Temp.c	3900PF 50V K Z5U(E) 1608 R/TP	
		C2B4	0CH1683F942	O	O	CAPACITOR,FIXED CERAMIC(Temp.c	0.068UF 16V 80%,-20% Y5V(F) 16	
		C2B5	0CH1333K562	O	O	CAPACITOR,CHIP[CERAMIC M/L HD	0.033UF 50V K X7R(X) 1508 R/TP	
		C2B9	0CH1104K942	O	O	CAPACITOR,CHIP[CERAMIC M/L HD	0.1UF 50V Z Y5V(F) 1508 R/TP	
		C2C1	0CH1103K562	O	O	CAPACITOR,FIXED CERAMIC(Temp.c	0.01UF 50V 10% X7R(X) 1608 R/T	
		C2C2	0CH8106F611	O	O	CAPACITOR,CHIP[AL. ELECTROLYTI	10UF 16V M 85STD(CYL) R/TP	
		C2C4	0CH1102K562	O	O	CAPACITOR,FIXED CERAMIC(Temp.c	1000PF 50V 10% X7R(X) 1608 R/T	
		C2C5	0CH1332K562	O	O	CAPACITOR,CHIP[CERAMIC M/L HD	3300P 50V K X7R 1.6X0.8 R/TP	
		C2C6	0CH1102K562	O	O	CAPACITOR,FIXED CERAMIC(Temp.c	1000PF 50V 10% X7R(X) 1608 R/T	
		C2C8	0CH1104K942	O	O	CAPACITOR,CHIP[CERAMIC M/L HD	0.1UF 50V Z Y5V(F) 1508 R/TP	
		C2C9	0CH8106F611	O	O	CAPACITOR,CHIP[AL. ELECTROLYTI	10UF 16V M 85STD(CYL) R/TP	
		C2D0	0CH8476C611	O	O	CAPACITOR,CHIP[AL. ELECTROLYTI	47UF 6.3V M 85STD(CYL) R/TP	
		C2D1	0CH8476C611	O	O	CAPACITOR,CHIP[AL. ELECTROLYTI	47UF 6.3V M 85STD(CYL) R/TP	
		C2D2	0CH1104K942	O	O	CAPACITOR,CHIP[CERAMIC M/L HD	0.1UF 50V Z Y5V(F) 1508 R/TP	
		C2D3	0CH1104K942	O	O	CAPACITOR,CHIP[CERAMIC M/L HD	0.1UF 50V Z Y5V(F) 1508 R/TP	
		C2D4	0CH8476C611	O	O	CAPACITOR,CHIP[AL. ELECTROLYTI	47UF 6.3V M 85STD(CYL) R/TP	
		C2D5	0CH8106F611	O	O	CAPACITOR,CHIP[AL. ELECTROLYTI	10UF 16V M 85STD(CYL) R/TP	
		C2D6	0CH1104K942	O	O	CAPACITOR,CHIP[CERAMIC M/L HD	0.1UF 50V Z Y5V(F) 1508 R/TP	
		C2D7	0CH1152K562	O	O	CAPACITOR,FIXED CERAMIC(Temp.c	1500PF 50V 10% X7R(X) 1608 R/T	

S	AL	LOCA.NO	PART NO(LG)	A	B	DESCRIPTION	SPECIFICATION	REMARKS
		C2D9	0CH1104K942	O	O	CAPACITOR,CHIP[CERAMIC M/L HD	0.1UF 50V Z Y5V(F) 1508 R/TP	
		C2M2	0CH1682K562	O	O	CAPACITOR,CHIP[CERAMIC M/L HD	6800P 50V K X7R 1.6X0.8 R/TP	
		C2M3	0CH1472K562	O	O	CAPACITOR,CHIP[CERAMIC M/L HD	4700PF 50V K X7R(X) 1608 R/TP	
		C2M4	0CH1104K942	O	O	CAPACITOR,CHIP[CERAMIC M/L HD	0.1UF 50V Z Y5V(F) 1508 R/TP	
		C2M5	0CH1104K942	O	O	CAPACITOR,CHIP[CERAMIC M/L HD	0.1UF 50V Z Y5V(F) 1508 R/TP	
		C2M6	0CH8107F611	O	O	CAPACITOR,CHIP[AL. ELECTROLYTI	100UF 16V M 85STD(CYL) R/TP	
		C2M7	0CH1225F944	O	O	CAPACITOR,FIXED CERAMIC(Temp.c	2.2UF 16V 80%,-20% Y5V(F) 3216	
		C2M9	0CH1104K942	O	O	CAPACITOR,CHIP[CERAMIC M/L HD	0.1UF 50V Z Y5V(F) 1508 R/TP	
		C2N1	0CH1104K942	O	O	CAPACITOR,CHIP[CERAMIC M/L HD	0.1UF 50V Z Y5V(F) 1508 R/TP	
		C2N2	0CH1104K942	O	O	CAPACITOR,CHIP[CERAMIC M/L HD	0.1UF 50V Z Y5V(F) 1508 R/TP	
		C2N3	0CH1104K942	O	O	CAPACITOR,CHIP[CERAMIC M/L HD	0.1UF 50V Z Y5V(F) 1508 R/TP	
		C2N4	0CH1104K942	O	O	CAPACITOR,CHIP[CERAMIC M/L HD	0.1UF 50V Z Y5V(F) 1508 R/TP	
		C2N5	0CH1104K942	O	O	CAPACITOR,CHIP[CERAMIC M/L HD	0.1UF 50V Z Y5V(F) 1508 R/TP	
		C2N6	0CH1223K942	O	O	CAPACITOR,CHIP[CERAMIC M/L HD	0.022UF 50V Z Y5V(F) 1508 R/TP	
		C2N7	0CH8476C611	O	O	CAPACITOR,CHIP[AL. ELECTROLYTI	47UF 6.3V M 85STD(CYL) R/TP	
		C2N8	0CH8476C611	O	O	CAPACITOR,CHIP[AL. ELECTROLYTI	47UF 6.3V M 85STD(CYL) R/TP	
		C301	0CH1104K942	O	O	CAPACITOR,CHIP[CERAMIC M/L HD	0.1UF 50V Z Y5V(F) 1508 R/TP	
		C302	0CH1225F944	O	O	CAPACITOR,FIXED CERAMIC(Temp.c	2.2UF 16V 80%,-20% Y5V(F) 3216	
		C303	0CH1104K942	O	O	CAPACITOR,CHIP[CERAMIC M/L HD	0.1UF 50V Z Y5V(F) 1508 R/TP	
		C304	0CH1104K942	O	O	CAPACITOR,CHIP[CERAMIC M/L HD	0.1UF 50V Z Y5V(F) 1508 R/TP	
		C305	0CH1104K942	O	O	CAPACITOR,CHIP[CERAMIC M/L HD	0.1UF 50V Z Y5V(F) 1508 R/TP	
		C306	0CH1104K942	O	O	CAPACITOR,CHIP[CERAMIC M/L HD	0.1UF 50V Z Y5V(F) 1508 R/TP	
		C307	0CH1104K942	O	O	CAPACITOR,CHIP[CERAMIC M/L HD	0.1UF 50V Z Y5V(F) 1508 R/TP	
		C308	0CH8476C611	O	O	CAPACITOR,CHIP[AL. ELECTROLYTI	47UF 6.3V M 85STD(CYL) R/TP	
		C309	0CH1225F944	O	O	CAPACITOR,FIXED CERAMIC(Temp.c	2.2UF 16V 80%,-20% Y5V(F) 3216	
		C310	0CH1103K562	O	O	CAPACITOR,FIXED CERAMIC(Temp.c	0.01UF 50V 10% X7R(X) 1608 R/T	
		C311	0CH8476C611	O	O	CAPACITOR,CHIP[AL. ELECTROLYTI	47UF 6.3V M 85STD(CYL) R/TP	
		C314	0CH1104K942	O	O	CAPACITOR,CHIP[CERAMIC M/L HD	0.1UF 50V Z Y5V(F) 1508 R/TP	
		C316	0CH1104K942	O	O	CAPACITOR,CHIP[CERAMIC M/L HD	0.1UF 50V Z Y5V(F) 1508 R/TP	
		C317	0CH8476C611	O	O	CAPACITOR,CHIP[AL. ELECTROLYTI	47UF 6.3V M 85STD(CYL) R/TP	
		C318	0CH1104K942	O	O	CAPACITOR,CHIP[CERAMIC M/L HD	0.1UF 50V Z Y5V(F) 1508 R/TP	
		C319	0CH1104K942	O	O	CAPACITOR,CHIP[CERAMIC M/L HD	0.1UF 50V Z Y5V(F) 1508 R/TP	
		C320	0CH1104K942	O	O	CAPACITOR,CHIP[CERAMIC M/L HD	0.1UF 50V Z Y5V(F) 1508 R/TP	
		C321	0CH1104K942	O	O	CAPACITOR,CHIP[CERAMIC M/L HD	0.1UF 50V Z Y5V(F) 1508 R/TP	
		C3F1	0CH1225F944	O	O	CAPACITOR,FIXED CERAMIC(Temp.c	2.2UF 16V 80%,-20% Y5V(F) 3216	
		C3F2	0CH1104K942	O	O	CAPACITOR,CHIP[CERAMIC M/L HD	0.1UF 50V Z Y5V(F) 1508 R/TP	
		C3F3	0CH8476C611	O	O	CAPACITOR,CHIP[AL. ELECTROLYTI	47UF 6.3V M 85STD(CYL) R/TP	
		C401	0CH8476C611	O	O	CAPACITOR,CHIP[AL. ELECTROLYTI	47UF 6.3V M 85STD(CYL) R/TP	
		C402	0CH8476C611	O	O	CAPACITOR,CHIP[AL. ELECTROLYTI	47UF 6.3V M 85STD(CYL) R/TP	
		C403	0CH8476C611	O	O	CAPACITOR,CHIP[AL. ELECTROLYTI	47UF 6.3V M 85STD(CYL) R/TP	
		C404	0CH8476C611	O	O	CAPACITOR,CHIP[AL. ELECTROLYTI	47UF 6.3V M 85STD(CYL) R/TP	
		C405	0CH8476C611	O	O	CAPACITOR,CHIP[AL. ELECTROLYTI	47UF 6.3V M 85STD(CYL) R/TP	
		C406	0CH1104K942	O	O	CAPACITOR,CHIP[CERAMIC M/L HD	0.1UF 50V Z Y5V(F) 1508 R/TP	
		C408	0CH8106F611	O	O	CAPACITOR,CHIP[AL. ELECTROLYTI	10UF 16V M 85STD(CYL) R/TP	
		C409	0CH8227D611	O	O	CAPACITOR,CHIP[AL. ELECTROLYTI	220UF 10V M 85STD (CYL) R/TP	
		C410	0CH4271K412	O	O	CAPACITOR,FIXED CERAMIC(High d	270PF 50V 5% NP0 1608 R/TP	
		C411	0CH1102K512	O	O	CAPACITOR,FIXED CERAMIC(Temp.c	1000PF 50V 10% B(5YP) 1608 R/T	
		C412	0CH4271K412	O	O	CAPACITOR,FIXED CERAMIC(High d	270PF 50V 5% NP0 1608 R/TP	
		C413	0CH8106F611	O	O	CAPACITOR,CHIP[AL. ELECTROLYTI	10UF 16V M 85STD(CYL) R/TP	
		C414	0CH1104K942	O	O	CAPACITOR,CHIP[CERAMIC M/L HD	0.1UF 50V Z Y5V(F) 1508 R/TP	
		C415	0CH8106F611	O	O	CAPACITOR,CHIP[AL. ELECTROLYTI	10UF 16V M 85STD(CYL) R/TP	
		C416	0CH1102K512	O	O	CAPACITOR,FIXED CERAMIC(Temp.c	1000PF 50V 10% B(5YP) 1608 R/T	
		C417	0CH4271K412	O	O	CAPACITOR,FIXED CERAMIC(High d	270PF 50V 5% NP0 1608 R/TP	
		C418	0CH1392K562	O	O	CAPACITOR,FIXED CERAMIC(Temp.c	3900PF 50V K Z5U(E) 1608 R/TP	
		C419	0CH8107F611	O	O	CAPACITOR,CHIP[AL. ELECTROLYTI	100UF 16V M 85STD(CYL) R/TP	
		C420	0CH1392K562	O	O	CAPACITOR,FIXED CERAMIC(Temp.c	3900PF 50V K Z5U(E) 1608 R/TP	
		C421	0CH8107F611	O	O	CAPACITOR,CHIP[AL. ELECTROLYTI	100UF 16V M 85STD(CYL) R/TP	
		C422	0CH8106F611	O	O	CAPACITOR,CHIP[AL. ELECTROLYTI	10UF 16V M 85STD(CYL) R/TP	
		C423	0CH4271K412	O	O	CAPACITOR,FIXED CERAMIC(High d	270PF 50V 5% NP0 1608 R/TP	

S	AL	LOCA.NO	PART NO(LG)	A	B	DESCRIPTION	SPECIFICATION	REMARKS
		C424	0CH1104K942	O	O	CAPACITOR,CHIP[CERAMIC M/L HD	0.1UF 50V Z Y5V(F) 1508 R/TP	
		C501	0CH8476C611	O	O	CAPACITOR,CHIP[AL. ELECTROLYTI	47UF 6.3V M 85STD(CYL) R/TP	
		C503	0CH1104K942	O	O	CAPACITOR,CHIP[CERAMIC M/L HD	0.1UF 50V Z Y5V(F) 1508 R/TP	
		C504	0CH8106F611	O	O	CAPACITOR,CHIP[AL. ELECTROLYTI	10UF 16V M 85STD(CYL) R/TP	
		C506	0CH1225F944	O	O	CAPACITOR,FIXED CERAMIC(Temp.c	2.2UF 16V 80%,-20% Y5V(F) 3216	
		C507	0CH8476C611	O	O	CAPACITOR,CHIP[AL. ELECTROLYTI	47UF 6.3V M 85STD(CYL) R/TP	
		C508	0CH1104K942	O	O	CAPACITOR,CHIP[CERAMIC M/L HD	0.1UF 50V Z Y5V(F) 1508 R/TP	
		C509	0CH1104K942	O	O	CAPACITOR,CHIP[CERAMIC M/L HD	0.1UF 50V Z Y5V(F) 1508 R/TP	
		C510	0CH1104K942	O	O	CAPACITOR,CHIP[CERAMIC M/L HD	0.1UF 50V Z Y5V(F) 1508 R/TP	
		C511	0CH1104K942	O	O	CAPACITOR,CHIP[CERAMIC M/L HD	0.1UF 50V Z Y5V(F) 1508 R/TP	
		C512	0CH1104K942	O	O	CAPACITOR,CHIP[CERAMIC M/L HD	0.1UF 50V Z Y5V(F) 1508 R/TP	
		C513	0CH1104K942	O	O	CAPACITOR,CHIP[CERAMIC M/L HD	0.1UF 50V Z Y5V(F) 1508 R/TP	
		C514	0CH1104K942	O	O	CAPACITOR,CHIP[CERAMIC M/L HD	0.1UF 50V Z Y5V(F) 1508 R/TP	
		C515	0CH1104K942	O	O	CAPACITOR,CHIP[CERAMIC M/L HD	0.1UF 50V Z Y5V(F) 1508 R/TP	
		C516	0CH1104K942	O	O	CAPACITOR,CHIP[CERAMIC M/L HD	0.1UF 50V Z Y5V(F) 1508 R/TP	
		C517	0CH1104K942	O	O	CAPACITOR,CHIP[CERAMIC M/L HD	0.1UF 50V Z Y5V(F) 1508 R/TP	
		C518	0CH1104K942	O	O	CAPACITOR,CHIP[CERAMIC M/L HD	0.1UF 50V Z Y5V(F) 1508 R/TP	
		C519	0CH1104K942	O	O	CAPACITOR,CHIP[CERAMIC M/L HD	0.1UF 50V Z Y5V(F) 1508 R/TP	
		C520	0CH1104K942	O	O	CAPACITOR,CHIP[CERAMIC M/L HD	0.1UF 50V Z Y5V(F) 1508 R/TP	
		C521	0CH1104K942	O	O	CAPACITOR,CHIP[CERAMIC M/L HD	0.1UF 50V Z Y5V(F) 1508 R/TP	
		C522	0CH1104K942	O	O	CAPACITOR,CHIP[CERAMIC M/L HD	0.1UF 50V Z Y5V(F) 1508 R/TP	
		C523	0CH1225F944	O	O	CAPACITOR,FIXED CERAMIC(Temp.c	2.2UF 16V 80%,-20% Y5V(F) 3216	
		C525	0CH1104K942	O	O	CAPACITOR,CHIP[CERAMIC M/L HD	0.1UF 50V Z Y5V(F) 1508 R/TP	
		C526	0CH1104K942	O	O	CAPACITOR,CHIP[CERAMIC M/L HD	0.1UF 50V Z Y5V(F) 1508 R/TP	
		C527	0CH1104K942	O	O	CAPACITOR,CHIP[CERAMIC M/L HD	0.1UF 50V Z Y5V(F) 1508 R/TP	
		C528	0CH1104K942	O	O	CAPACITOR,CHIP[CERAMIC M/L HD	0.1UF 50V Z Y5V(F) 1508 R/TP	
		C529	0CH1104K942	O	O	CAPACITOR,CHIP[CERAMIC M/L HD	0.1UF 50V Z Y5V(F) 1508 R/TP	
		C530	0CH1104K942	O	O	CAPACITOR,CHIP[CERAMIC M/L HD	0.1UF 50V Z Y5V(F) 1508 R/TP	
		C531	0CH1104K942	O	O	CAPACITOR,CHIP[CERAMIC M/L HD	0.1UF 50V Z Y5V(F) 1508 R/TP	
		C532	0CH1104K942	O	O	CAPACITOR,CHIP[CERAMIC M/L HD	0.1UF 50V Z Y5V(F) 1508 R/TP	
		C533	0CH1104K942	O	O	CAPACITOR,CHIP[CERAMIC M/L HD	0.1UF 50V Z Y5V(F) 1508 R/TP	
		C534	0CH1104K942	O	O	CAPACITOR,CHIP[CERAMIC M/L HD	0.1UF 50V Z Y5V(F) 1508 R/TP	
		C535	0CH1104K942	O	O	CAPACITOR,CHIP[CERAMIC M/L HD	0.1UF 50V Z Y5V(F) 1508 R/TP	
		C536	0CH1104K942	O	O	CAPACITOR,CHIP[CERAMIC M/L HD	0.1UF 50V Z Y5V(F) 1508 R/TP	
		C538	0CH1225F944	O	O	CAPACITOR,FIXED CERAMIC(Temp.c	2.2UF 16V 80%,-20% Y5V(F) 3216	
		C540	0CH4180K412	O	O	CAPACITOR,CHIP[CERAMIC M/L TC	18P 50V J COG 1.6X0.8 R/TP	
		C541	0CH4270K412	O	O	CAPACITOR,CHIP[CERAMIC M/L TC	27PF 50V J NP0 1608 R/TP	
		C542	0CH8476C611	O	O	CAPACITOR,CHIP[AL. ELECTROLYTI	47UF 6.3V M 85STD(CYL) R/TP	
		C543	0CH1104K942	O	O	CAPACITOR,CHIP[CERAMIC M/L HD	0.1UF 50V Z Y5V(F) 1508 R/TP	
		C544	0CH1225F944	O	O	CAPACITOR,FIXED CERAMIC(Temp.c	2.2UF 16V 80%,-20% Y5V(F) 3216	
		C546	0CH4221K412	O	O	CAPACITOR,CHIP[CERAMIC M/L TC	220P 50V J COG 1.6X0.8 R/TP	
		C549	0CH4221K412	O	O	CAPACITOR,CHIP[CERAMIC M/L TC	220P 50V J COG 1.6X0.8 R/TP	
		C550	0CH1104K942	O	O	CAPACITOR,CHIP[CERAMIC M/L HD	0.1UF 50V Z Y5V(F) 1508 R/TP	
		C553	0CH4221K412	O	O	CAPACITOR,CHIP[CERAMIC M/L TC	220P 50V J COG 1.6X0.8 R/TP	
		C554	0CH1104K942	O	O	CAPACITOR,CHIP[CERAMIC M/L HD	0.1UF 50V Z Y5V(F) 1508 R/TP	
		C555	0CH4101K412	O	O	CHIP CAPA CERAMIC M/L T.C F/S	100P 50V J COG 1.6X0.8 R/TP	
		C556	0CH4101K412	O	O	CHIP CAPA CERAMIC M/L T.C F/S	100P 50V J COG 1.6X0.8 R/TP	
		C557	0CH4270K412	O	O	CAPACITOR,CHIP[CERAMIC M/L TC	27PF 50V J NP0 1608 R/TP	
		C558	0CH8105K611	O		CAPACITOR,CHIP[AL. ELECTROLYTI	1UF 50V M 85STD(CYL) R/TP	
		C559	0CH1225F944	O		CAPACITOR,FIXED CERAMIC(Temp.c	2.2UF 16V 80%,-20% Y5V(F) 3216	
		C560	0CH8107F611	O		CAPACITOR,CHIP[AL. ELECTROLYTI	100UF 16V M 85STD(CYL) R/TP	
		C561	0CH8226C611	O		CAPACITOR,CHIP[AL. ELECTROLYTI	22UF 6.3V M 4343 R/TP	
		C562	0CH8476C611	O	O	CAPACITOR,CHIP[AL. ELECTROLYTI	47UF 6.3V M 85STD(CYL) R/TP	
		C563	0CH1225F944	O	O	CAPACITOR,FIXED CERAMIC(Temp.c	2.2UF 16V 80%,-20% Y5V(F) 3216	
		C570	0CH8476C611	O	O	CAPACITOR,CHIP[AL. ELECTROLYTI	47UF 6.3V M 85STD(CYL) R/TP	
		C571	0CH1225F944	O	O	CAPACITOR,FIXED CERAMIC(Temp.c	2.2UF 16V 80%,-20% Y5V(F) 3216	
		C606	0CN1040K948	O	O	CAPACITOR,FIXED TUBULAR(High d	0.1UF D 50V 80%,-20% F(Y5V) TA	
		C607	0CN1040K948	O	O	CAPACITOR,FIXED TUBULAR(High d	0.1UF D 50V 80%,-20% F(Y5V) TA	
		C901	0CN1040K948	O	O	CAPACITOR,FIXED TUBULAR(High d	0.1UF D 50V 80%,-20% F(Y5V) TA	

S	AL	LOCA.NO	PART NO(LG)	A	B	DESCRIPTION	SPECIFICATION	REMARKS
		C905	0CN6810K518	O	O	CAPACITOR TUBULA(HIGH DIELE)	680P 50V K B TA26	
		C907	0CE4763C638	O	O	CAPACITOR,FIXED ELECTROLYTIC	47UF SRE,SE 6.3V 20% FM5 TP 5	
		C909	0CE1064K638	O	O	CAPACITOR,FIXED ELECTROLYTIC	10M SRA 50V M FM5 TP(5)	
		C910	0CN1040K948	O	O	CAPACITOR,FIXED TUBULAR(High d	0.1UF D 50V 80%,-20% F(Y5V) TA	
		C911	0CN1040K948	O	O	CAPACITOR,FIXED TUBULAR(High d	0.1UF D 50V 80%,-20% F(Y5V) TA	
		C912	0CE4763C638	O	O	CAPACITOR,FIXED ELECTROLYTIC	47UF SRE,SE 6.3V 20% FM5 TP 5	
		C918	0CN1030F678	O	O	CAPACITOR TUBULA(HIGH DIELE)	0.01M 16V M Y TA26	
		C919	0CN1030F678	O	O	CAPACITOR TUBULA(HIGH DIELE)	0.01M 16V M Y TA26	
		C920	0CE1063F638	O	O	CAPACITOR,AL.ELECTROLYTIC	10M SRE/SE 16V M FM5 TP(5)	
		C921	0CE4763C638	O	O	CAPACITOR,FIXED ELECTROLYTIC	47UF SRE,SE 6.3V 20% FM5 TP 5	
DIODE&DIGITRON								
		D100	0DD221009AA	O	O	DIODE,RECTIFIERS	ERA22-10 KFLB,TP ,R T/P,FUJI	
		D102	0DR158220AA	O	O	DIODE,RECTIFIER	1N5822 BK RECTRON DO201AD 40V	
		D103	0DR310000AA	O	O	DIODE,RECTIFIERS	RU3YXLF-C1 BK SANKEN D4 100V 2	
		D104	0DD010009AC	O	O	DIODE	EU01W(R-FORM) TP SANKEN	
		D106	0DR104009AB	O	O	DIODE,RECTIFIER	RL104 R. TP GULF SEMICONDUCTOR	
		D107	0DD010009AC	O	O	DIODE	EU01W(R-FORM) TP SANKEN	
		D108	0DD010009AC	O	O	DIODE	EU01W(R-FORM) TP SANKEN	
		D109	0DR310000AA	O	O	DIODE,RECTIFIERS	RU3YXLF-C1 BK SANKEN D4 100V 2	
		D110	0DR104009BA	O	O	DIODE,RECTIFIER	RL104F TP RECTRON NON 400V 1A	
		D111	0DRRE00029A	O	O	DIODE,RECTIFIERS	1N17 RECTRON TP NON 20V 1A 20	
		D2A1	0DS202009CA	O	O	DIODE,SWITCHING	DAN202K TP ROHM KOREA SOT23 80	
		D2A2	0DS202009CA	O	O	DIODE,SWITCHING	DAN202K TP ROHM KOREA SOT23 80	
		D2A3	0DS202009CA	O	O	DIODE,SWITCHING	DAN202K TP ROHM KOREA SOT23 80	
		D601	0DS141489BB	O	O	DIODE,SWITCHING	1N4148 26MM TP GRANDE DO34 75V	
		D603	0DS141489BB	O	O	DIODE,SWITCHING	1N4148 26MM TP GRANDE DO34 75V	
		D604	0DS141489BB	O	O	DIODE,SWITCHING	1N4148 26MM TP GRANDE DO34 75V	
		DIG901	6302RCV103B	O	O	DIGITRON	VFD20-0703FN ZEC SEG VFD DVD 5	
FUSE								
		F101	585-011T	O		FUSE,SLOW BLOW	1600MA 250 V 5.2X20 CY/GL SEMK	
		F101	585-027B	O		FUSE,SLOW BLOW	1600MA 250 V 5.2X20 CY/GL KS/	
IC								
		F102	GIRH100000B	O	O	IC,ROHM	ICP-N10 T104 TP IC DETACT	
		IC101	0IPMGFA024A	O	O	IC,POWER MANAGEMENT	KA5M0265R-YDTU FAIRCHILD TO-22	
		IC103	0IKE781200S	O	O	IC,KEC	KIA78R12PI CU 4P TO-220IS ST 1	
		IC104	0IKE431000A	O	O	IC,KEC	KIA431 3 PIN TP	
		IC105	0IPMGFA016A	O	O	IC,POWER MANAGEMENT	KA78R08TSTU FAIRCHILD 4P TO-22	
		IC106	0IPMGFA015A	O	O	IC,POWER MANAGEMENT	KA78R33TSTU FAIRCHILD 4P TO-22	
		IC107	0IPMGFA015A	O	O	IC,POWER MANAGEMENT	KA78R33TSTU FAIRCHILD 4P TO-22	
		IC201	0ILNRHY002B	O	O	IC,LINEAR	HDC25D811B HYUNDAI 208 QFP TRA	
		IC203	0IEB121616B	O	O	IC,ELITE MEMORY TECHNOLOGY	M12L16161A-7T-L 50PIN TSOP TRA	
		IC206	GITO704000F	O	O	IC,TOSHIBA	TC7W04FU	
		IC2A1	0ILNRHI003A	O	O	IC,LINEAR	HD153702TF HITACHI 64 TQFP TRA	
		IC2A2	0IJR341400C	O	O	IC,JRC	NJM3414AM-TE1,3K/REEL JRC	
		IC2A4	0IKE393000G	O	O	IC,KEC	KIA393F-EL FLP-8 TP DUAL COMPA	
		IC2M1	0IFA303100A	O	O	IC,FAIRCHILD	KA3031 48P QFP BK 6CH MOTOR DR	
		IC301	0ICTMHY011A	O	O	IC,CUSTOMIZED	HS353106 HYNIX 100 TQFP TRAY C	
		IC305	0IMMRHY025A	O	O	IC,MEMORIES	HY57643220CT-7I HYUNDAI 86P TS	
		IC3F1A	6957R-3161E		O	PROGRAM	DMN5026N EVNT NAD CHANGER PROG	
		IC3F1A	6957R-3161H	O		PROGRAM	DMN5025E EVNT NAD CHANGER T-57	
		IC401	0IPRPCI003B	O	O	IC,PERIPHERALS	CS4391-KZR CIRRUS LOGIC 20 TSS	
		IC402	0IJR458000B	O	O	IC,JRC	NJM4580M 8,DMP8 TP OP AMP 2K/R	
		IC501	0INS860100A	O	O	IC,NATIONAL SEMICONDUCTOR	NDV8601 240 VQFP BK MICOM+MPEG	
		IC502	0IMMRAL012A	O	O	IC,MEMORIES	AT93C56-10SC(SI)-2.7-8S1 ATMEL	
		IC503	0IFA742440F	O	O	IC,FAIRCHILD	MM74HCT244SJ 20P SOIC TP 3-STA	
		IC504	0IPRPMT002A	O		IC,PERIPHERALS	MM1510XNRE MITSUMI 6,SOT-26A R	
		IC506	0IPMGRH003A	O	O	IC,POWER MANAGEMENT	BA18BC0FP-E2 ROHM 3P TO252-3 R	
		IC901	0IMCRHY031B	O	O	IC,MICRO CONTROLLER	GMS81C2012-HI013 HYUNDAI 64 MQ	
		IC902	0IKE704200B	O	O	IC,KEC	KIA7042P 3P 4.2V RESET(TAPING)	

S	AL	LOCA.NO	PART NO(LG)	A	B	DESCRIPTION	SPECIFICATION	REMARKS
JACK								
		JK601	6612R-L007A	O	O	JACK,FIBER OPTIC	GP1FA550TZ SHARP VE	
		JK602	6612R-C006G		O	JACK,RCA	RCA DIN-11G YUQIU D-GND R9P+DI	
		JK602	6612R-C006H	O		JACK,RCA	RCA DIN-09G YUQIU D-GND R4P+DI	
		JK603	6612F00007A	O	O	JACK,PHONE	PJ-308-01 YUQIU	
		JK604	6612R-K001E	O		JACK,RCA	RGB-08A YUQIU 1F(BK) W/SHIELD	
COIL&FILTER&LED								
		F602	6200HJC901A	O	O	FILTER(CIRC),EMC	CFI06B1H101MF SAMHWA TP 2-5K	
		F603	6200HJC901A	O	O	FILTER(CIRC),EMC	CFI06B1H101MF SAMHWA TP 2-5K	
		F604	6200HJC901A	O	O	FILTER(CIRC),EMC	CFI06B1H101MF SAMHWA TP 2-5K	
		F605	6200HJC901A	O	O	FILTER(CIRC),EMC	CFI06B1H101MF SAMHWA TP 2-5K	
		F606	6200HJC901A	O	O	FILTER(CIRC),EMC	CFI06B1H101MF SAMHWA TP 2-5K	
		F607	6200HJC901A	O	O	FILTER(CIRC),EMC	CFI06B1H101MF SAMHWA TP 2-5K	
		F608	6200HJC901A	O	O	FILTER(CIRC),EMC	CFI06B1H101MF SAMHWA TP 2-5K	
		F612	6200HJC901A		O	FILTER(CIRC),EMC	CFI06B1H101MF SAMHWA TP 2-5K	
		F613	6200HJC901A		O	FILTER(CIRC),EMC	CFI06B1H101MF SAMHWA TP 2-5K	
		F617	6200HJC901A	O		FILTER(CIRC),EMC	CFI06B1H101MF SAMHWA TP 2-5K	
		F618	6200HJC901A	O		FILTER(CIRC),EMC	CFI06B1H101MF SAMHWA TP 2-5K	
		F622	6200HJC901A	O		FILTER(CIRC),EMC	CFI06B1H101MF SAMHWA TP 2-5K	
	△	L101	616-145M	O	O	FILTER(CIRC),DRAWING	V-04350 LS FUTAI BULK =616-145	
		L102	633-088D	O	O	COIL,CHOKE	CHOCK ,20UH KWANGSUNG LEAD CU	
		L103	633-088G	O	O	COIL,CHOKE	CHOCK(22MH) 5MM TOKO TP	
		L105	633-088G	O	O	COIL,CHOKE	CHOCK(22MH) 5MM TOKO TP	
		L201	6200HJC102A	O	O	FILTER(CIRC),EMC	HB-1M2012-102JT CERATECH TP	
		L203	6200HJC102A	O	O	FILTER(CIRC),EMC	HB-1M2012-102JT CERATECH TP	
		L206	6200HJC102A	O	O	FILTER(CIRC),EMC	HB-1M2012-102JT CERATECH TP	
		L207	6200HJC102A	O	O	FILTER(CIRC),EMC	HB-1M2012-102JT CERATECH TP	
		L208	6200HJC102A	O	O	FILTER(CIRC),EMC	HB-1M2012-102JT CERATECH TP	
		L2A1	6200HJC102A	O	O	FILTER(CIRC),EMC	HB-1M2012-102JT CERATECH TP	
		L2A2	6200HJC102A	O	O	FILTER(CIRC),EMC	HB-1M2012-102JT CERATECH TP	
		L301	6200HJC102A	O	O	FILTER(CIRC),EMC	HB-1M2012-102JT CERATECH TP	
		L302	6200HJC102A	O	O	FILTER(CIRC),EMC	HB-1M2012-102JT CERATECH TP	
		L3F1	6200HJC102A	O	O	FILTER(CIRC),EMC	HB-1M2012-102JT CERATECH TP	
		L501	6200HJC102A	O	O	FILTER(CIRC),EMC	HB-1M2012-102JT CERATECH TP	
		L502	6200HJC102A	O	O	FILTER(CIRC),EMC	HB-1M2012-102JT CERATECH TP	
		L504	6200HJC102A	O	O	FILTER(CIRC),EMC	HB-1M2012-102JT CERATECH TP	
		L505	6200HJC102A	O	O	FILTER(CIRC),EMC	HB-1M2012-102JT CERATECH TP	
		L506	6200HJC102A	O	O	FILTER(CIRC),EMC	HB-1M2012-102JT CERATECH TP	
		L508	6200HJC102A	O	O	FILTER(CIRC),EMC	HB-1M2012-102JT CERATECH TP	
		L603	0LA0101K018	O	O	INDUCTOR AXIAL LEAD	1.0M K 2.3X3.4 L5 TP	
		L604	0LA0101K018	O	O	INDUCTOR AXIAL LEAD	1.0M K 2.3X3.4 L5 TP	
		L901	0LR1000K035	O	O	INDUCTOR RADIAL LEAD	100M K 6X6 L5 TP	
		LED901	0DLAU0029AA	O	O	LED	AUK SYM3272 (YELLOW-GREEN,GREE	
TRANSFORMER								
	△	T101	642-024E	O	O	TRANSFORMER,SMPS	SJE-024E SOOJEONG WIDE EER2828	
TRANSISTOR								
		Q107	0TR127309AA	O	O	TRANSISTOR	KTA1273-TP-Y (KTA966A)KEC	
		Q108	0TR319809AC	O	O	TRANSISTOR	KTC3198-TP-BL (KTC1815)KEC	
		Q2A1	0TR103709BB	O	O	TRANSISTOR	2SA1037K-Q CHIP ROHM-J	
		Q2A2	0TR103709BB	O	O	TRANSISTOR	2SA1037K-Q CHIP ROHM-J	
		Q2A5	0TR388209AA	O	O	TRANSISTOR,BIPOLARS	CHIP KTC3882 SOT-23 TP KEC - -	
		Q2A6	0TR388209AA	O	O	TRANSISTOR,BIPOLARS	CHIP KTC3882 SOT-23 TP KEC - -	
		Q2M1	0TR103009AA	O	O	TRANSISTOR	CHIP KRC103S-T1(NC)22-22 KEC	
		Q301	0TR103009AA	O	O	TRANSISTOR	CHIP KRC103S-T1(NC)22-22 KEC	
		Q603	0TR103009AE	O		TRANSISTOR	KRC103M-TP (KRC1203) KEC	
		Q605	0TR103009AF	O	O	TRANSISTOR	KRA103M-TP (KRA2203) KEC	
		Q606	0TR103009AF	O	O	TRANSISTOR	KRA103M-TP (KRA2203) KEC	
		Q607	0TR319809AC	O	O	TRANSISTOR	KTC3198-TP-BL (KTC1815)KEC	
		Q608	0TR319809AC	O	O	TRANSISTOR	KTC3198-TP-BL (KTC1815)KEC	

S	AL	LOCA.NO	PART NO(LG)	A	B	DESCRIPTION	SPECIFICATION	REMARKS
		Q615	0TR126609AE	O	O	TRANSISTOR	KTA1266-GR,TP(KTA1015),KEC	
		Q901	0TR103009AE	O	O	TRANSISTOR	KRC103M-TP (KRC1203) KEC	
		Q902	0TR103009AE	O	O	TRANSISTOR	KRC103M-TP (KRC1203) KEC	
		Q903	0TR319809AC	O	O	TRANSISTOR	KTC3198-TP-BL (KTC1815)KEC	
RESISTOR								
		R101	614-007A	O	O	RESISTOR	2.7/2W CEMENT SMPS V	
		R102	0RD2203F608	O	O	RESISTOR,FIXED CARBON FILM	220K OHM 1/6 W 5.00% TA26	
		R103	0RS5602K619	O	O	RESISTOR,FIXED METAL OXIDE FIL	56K OHM 2 W 5.00% TR	
		R104	0RD2203F608	O	O	RESISTOR,FIXED CARBON FILM	220K OHM 1/6 W 5.00% TA26	
		R112	0RD0391F608	O	O	RESISTOR,FIXED CARBON FILM	3.9 OHM 1/6 W 5.00% TA26	
		R114	0RD1003F608	O	O	RESISTOR,FIXED CARBON FILM	100K OHM 1/6 W 5.00% TA26	
		R120	0RD4702F608	O	O	RESISTOR,FIXED CARBON FILM	47K OHM 1/6 W 5.00% TA26	
		R121	0RD1201F608	O	O	RESISTOR,FIXED CARBON FILM	1.2K OHM 1/6 W 5.00% TA26	
		R122	0RD2200F608	O	O	RESISTOR,FIXED CARBON FILM	220 OHM 1/6 W 5.00% TA26	
		R123	0RD1002F608	O	O	RESISTOR,FIXED CARBON FILM	10K OHM 1/6 W 5.00% TA26	
		R124	0RD1800F608	O	O	RESISTOR,FIXED CARBON FILM	180 OHM 1/6 W 5.00% TA26	
		R125	0RD3901F608	O	O	RESISTOR,FIXED CARBON FILM	3.9K OHM 1/6 W 5.00% TA26	
		R126	0RD1001F608	O	O	RESISTOR,FIXED CARBON FILM	1K OHM 1/6 W 5.00% TA26	
		R127	0RN3601E408	O	O	RESISTOR,FIXED METAL FILM	3.6K OHM 1/8 W 1.00% TA26	
		R128	0RN3301E408	O	O	RESISTOR,FIXED METAL FILM	3.3K OHM 1/8 W 1.00% TA26	
		R130	0RD1002F608	O	O	RESISTOR,FIXED CARBON FILM	10K OHM 1/6 W 5.00% TA26	
		R140	0RD1002F608	O	O	RESISTOR,FIXED CARBON FILM	10K OHM 1/6 W 5.00% TA26	
		R141	0RD1002F608	O	O	RESISTOR,FIXED CARBON FILM	10K OHM 1/6 W 5.00% TA26	
		R142	0RD1002F608	O	O	RESISTOR,FIXED CARBON FILM	10K OHM 1/6 W 5.00% TA26	
		R145	0RD4700F608	O	O	RESISTOR,FIXED CARBON FILM	470 OHM 1/6 W 5.00% TA26	
		R201	0RH0000C622	O	O	RESISTOR,METAL GLAZED(CHIP)	0 OHM 1 / 16 W 1608 5.00% D	
		R202	0RH0000C622	O	O	RESISTOR,METAL GLAZED(CHIP)	0 OHM 1 / 16 W 1608 5.00% D	
		R203	0RH1001C622	O	O	RESISTOR,METAL GLAZED(CHIP)	1K OHM 1 / 16 W 1608 5.00% D	
		R204	0RH1001C622	O	O	RESISTOR,METAL GLAZED(CHIP)	1K OHM 1 / 16 W 1608 5.00% D	
		R207	0RH1004C622	O	O	RESISTOR,METAL GLAZED(CHIP)	1M OHM 1 / 16 W 1608 5.00% D	
		R217	0RH0102C622	O	O	RESISTOR,METAL GLAZED(CHIP)	10 OHM 1 / 16 W 1608 5.00% D	
		R218	0RH4700C622	O	O	RESISTOR,METAL GLAZED(CHIP)	470 OHM 1 / 16 W 1608 5.00% D	
		R219	0RH1002C622	O	O	RESISTOR,METAL GLAZED(CHIP)	10K OHM 1 / 16 W 1608 5.00% D	
		R220	0RH1002C622	O	O	RESISTOR,METAL GLAZED(CHIP)	10K OHM 1 / 16 W 1608 5.00% D	
		R221	0RH0000C622	O	O	RESISTOR,METAL GLAZED(CHIP)	0 OHM 1 / 16 W 1608 5.00% D	
		R230	0RH1000C622	O	O	RESISTOR,METAL GLAZED(CHIP)	100 OHM 1 / 16 W 1608 5.00% D	
		R231	0RH1000C622	O	O	RESISTOR,METAL GLAZED(CHIP)	100 OHM 1 / 16 W 1608 5.00% D	
		R232	0RH1000C622	O	O	RESISTOR,METAL GLAZED(CHIP)	100 OHM 1 / 16 W 1608 5.00% D	
		R233	0RH1000C622	O	O	RESISTOR,METAL GLAZED(CHIP)	100 OHM 1 / 16 W 1608 5.00% D	
		R234	0RH1000C622	O	O	RESISTOR,METAL GLAZED(CHIP)	100 OHM 1 / 16 W 1608 5.00% D	
		R235	0RH1000C622	O	O	RESISTOR,METAL GLAZED(CHIP)	100 OHM 1 / 16 W 1608 5.00% D	
		R236	0RH1000C622	O	O	RESISTOR,METAL GLAZED(CHIP)	100 OHM 1 / 16 W 1608 5.00% D	
		R237	0RH1000C622	O	O	RESISTOR,METAL GLAZED(CHIP)	100 OHM 1 / 16 W 1608 5.00% D	
		R239	0RH0000C622	O	O	RESISTOR,METAL GLAZED(CHIP)	0 OHM 1 / 16 W 1608 5.00% D	
		R240	0RH0000C622	O	O	RESISTOR,METAL GLAZED(CHIP)	0 OHM 1 / 16 W 1608 5.00% D	
		R241	0RH0000C622	O	O	RESISTOR,METAL GLAZED(CHIP)	0 OHM 1 / 16 W 1608 5.00% D	
		R242	0RH0000C622	O	O	RESISTOR,METAL GLAZED(CHIP)	0 OHM 1 / 16 W 1608 5.00% D	
		R243	0RH0000C622	O	O	RESISTOR,METAL GLAZED(CHIP)	0 OHM 1 / 16 W 1608 5.00% D	
		R252	0RH0000C622	O	O	RESISTOR,METAL GLAZED(CHIP)	0 OHM 1 / 16 W 1608 5.00% D	
		R253	0RH0222C622	O	O	RESISTOR,METAL GLAZED(CHIP)	22 OHM 1 / 16 W 1608 5.00% D	
		R254	0RH0222C622	O	O	RESISTOR,METAL GLAZED(CHIP)	22 OHM 1 / 16 W 1608 5.00% D	
		R255	0RH0222C622	O	O	RESISTOR,METAL GLAZED(CHIP)	22 OHM 1 / 16 W 1608 5.00% D	
		R256	0RH0222C622	O	O	RESISTOR,METAL GLAZED(CHIP)	22 OHM 1 / 16 W 1608 5.00% D	
		R257	0RH0222C622	O	O	RESISTOR,METAL GLAZED(CHIP)	22 OHM 1 / 16 W 1608 5.00% D	
		R258	0RH0222C622	O	O	RESISTOR,METAL GLAZED(CHIP)	22 OHM 1 / 16 W 1608 5.00% D	
		R259	0RH0222C622	O	O	RESISTOR,METAL GLAZED(CHIP)	22 OHM 1 / 16 W 1608 5.00% D	
		R260	0RH0222C622	O	O	RESISTOR,METAL GLAZED(CHIP)	22 OHM 1 / 16 W 1608 5.00% D	
		R261	0RH0222C622	O	O	RESISTOR,METAL GLAZED(CHIP)	22 OHM 1 / 16 W 1608 5.00% D	
		R262	0RH0222C622	O	O	RESISTOR,METAL GLAZED(CHIP)	22 OHM 1 / 16 W 1608 5.00% D	

S	AL	LOCA.NO	PART NO(LG)	A	B	DESCRIPTION	SPECIFICATION	REMARKS
		R263	0RH0222C622	O	O	RESISTOR,METAL GLAZED(CHIP)	22 OHM 1 / 16 W 1608 5.00% D	
		R264	0RH0222C622	O	O	RESISTOR,METAL GLAZED(CHIP)	22 OHM 1 / 16 W 1608 5.00% D	
		R265	0RH0222C622	O	O	RESISTOR,METAL GLAZED(CHIP)	22 OHM 1 / 16 W 1608 5.00% D	
		R266	0RH0222C622	O	O	RESISTOR,METAL GLAZED(CHIP)	22 OHM 1 / 16 W 1608 5.00% D	
		R267	0RH0222C622	O	O	RESISTOR,METAL GLAZED(CHIP)	22 OHM 1 / 16 W 1608 5.00% D	
		R268	0RH0222C622	O	O	RESISTOR,METAL GLAZED(CHIP)	22 OHM 1 / 16 W 1608 5.00% D	
		R269	0RH0222C622	O	O	RESISTOR,METAL GLAZED(CHIP)	22 OHM 1 / 16 W 1608 5.00% D	
		R273	0RH1501C622	O	O	RESISTOR,METAL GLAZED(CHIP)	1.5K OHM 1 / 16 W 1608 5.00% D	
		R274	0RH6200C622	O	O	RESISTOR,METAL GLAZED(CHIP)	620 OHM 1 / 16 W 1608 5.00% D	
		R275	0RH1501C622	O	O	RESISTOR,METAL GLAZED(CHIP)	1.5K OHM 1 / 16 W 1608 5.00% D	
		R276	0RH9100C622	O	O	RESISTOR,METAL GLAZED(CHIP)	910 OHM 1 / 16 W 1608 5.00% D	
		R277	0RH1500C622	O	O	RESISTOR,METAL GLAZED(CHIP)	150 OHM 1 / 16 W 1608 5.00% D	
		R278	0RH0000C622	O	O	RESISTOR,METAL GLAZED(CHIP)	0 OHM 1 / 16 W 1608 5.00% D	
		R279	0RH0000C622	O	O	RESISTOR,METAL GLAZED(CHIP)	0 OHM 1 / 16 W 1608 5.00% D	
		R281	0RH0000C622	O	O	RESISTOR,METAL GLAZED(CHIP)	0 OHM 1 / 16 W 1608 5.00% D	
		R288	0RH1002C622	O	O	RESISTOR,METAL GLAZED(CHIP)	10K OHM 1 / 16 W 1608 5.00% D	
		R290	0RH0000C622	O	O	RESISTOR,METAL GLAZED(CHIP)	0 OHM 1 / 16 W 1608 5.00% D	
		R291	0RH1000C622	O	O	RESISTOR,METAL GLAZED(CHIP)	100 OHM 1 / 16 W 1608 5.00% D	
		R293	0RH0000C622	O	O	RESISTOR,METAL GLAZED(CHIP)	0 OHM 1 / 16 W 1608 5.00% D	
		R2A1	0RH0912C622	O	O	RESISTOR,METAL GLAZED(CHIP)	91 OHM 1 / 16 W 1608 5.00% D	
		R2A2	0RH0000C622	O	O	RESISTOR,METAL GLAZED(CHIP)	0 OHM 1 / 16 W 1608 5.00% D	
		R2A6	0RH1202C422	O	O	RESISTOR,METAL GLAZED(CHIP)	12K OHM 1 / 16 W 1608 1.00% D	
		R2A9	0RH5602C622	O	O	RESISTOR,METAL GLAZED(CHIP)	56K OHM 1 / 16 W 1608 5.00% D	
		R2B0	0RH1001C622	O	O	RESISTOR,METAL GLAZED(CHIP)	1K OHM 1 / 16 W 1608 5.00% D	
		R2B1	0RH1001C622	O	O	RESISTOR,METAL GLAZED(CHIP)	1K OHM 1 / 16 W 1608 5.00% D	
		R2B2	0RH0182C622	O	O	RESISTOR,METAL GLAZED(CHIP)	18 OHM 1 / 16 W 1608 5.00% D	
		R2B3	0RH0182C622	O	O	RESISTOR,METAL GLAZED(CHIP)	18 OHM 1 / 16 W 1608 5.00% D	
		R2B4	0RH0000C622	O	O	RESISTOR,METAL GLAZED(CHIP)	0 OHM 1 / 16 W 1608 5.00% D	
		R2B5	0RH1001C622	O	O	RESISTOR,METAL GLAZED(CHIP)	1K OHM 1 / 16 W 1608 5.00% D	
		R2B6	0RH0182C622	O	O	RESISTOR,METAL GLAZED(CHIP)	18 OHM 1 / 16 W 1608 5.00% D	
		R2B7	0RH0182C622	O	O	RESISTOR,METAL GLAZED(CHIP)	18 OHM 1 / 16 W 1608 5.00% D	
		R2B8	0RH0000C622	O	O	RESISTOR,METAL GLAZED(CHIP)	0 OHM 1 / 16 W 1608 5.00% D	
		R2C0	0RH5601C622	O	O	RESISTOR,METAL GLAZED(CHIP)	5.6K OHM 1 / 16 W 1608 5.00% D	
		R2C4	0RH1001C622	O	O	RESISTOR,METAL GLAZED(CHIP)	1K OHM 1 / 16 W 1608 5.00% D	
		R2C5	0RH1001C622	O	O	RESISTOR,METAL GLAZED(CHIP)	1K OHM 1 / 16 W 1608 5.00% D	
		R2C6	0RH5601C622	O	O	RESISTOR,METAL GLAZED(CHIP)	5.6K OHM 1 / 16 W 1608 5.00% D	
		R2C7	0RH5601C622	O	O	RESISTOR,METAL GLAZED(CHIP)	5.6K OHM 1 / 16 W 1608 5.00% D	
		R2C8	0RH5601C622	O	O	RESISTOR,METAL GLAZED(CHIP)	5.6K OHM 1 / 16 W 1608 5.00% D	
		R2C9	0RH5601C622	O	O	RESISTOR,METAL GLAZED(CHIP)	5.6K OHM 1 / 16 W 1608 5.00% D	
		R2D0	0RH5601C622	O	O	RESISTOR,METAL GLAZED(CHIP)	5.6K OHM 1 / 16 W 1608 5.00% D	
		R2D1	0RH0000C622	O	O	RESISTOR,METAL GLAZED(CHIP)	0 OHM 1 / 16 W 1608 5.00% D	
		R2D2	0RH0000C622	O	O	RESISTOR,METAL GLAZED(CHIP)	0 OHM 1 / 16 W 1608 5.00% D	
		R2D3	0RH5601C622	O	O	RESISTOR,METAL GLAZED(CHIP)	5.6K OHM 1 / 16 W 1608 5.00% D	
		R2D4	0RH5601C622	O	O	RESISTOR,METAL GLAZED(CHIP)	5.6K OHM 1 / 16 W 1608 5.00% D	
		R2D5	0RH6801C622	O	O	RESISTOR,METAL GLAZED(CHIP)	6.8K OHM 1 / 16 W 1608 5.00% D	
		R2D6	0RH0912C622	O	O	RESISTOR,METAL GLAZED(CHIP)	91 OHM 1 / 16 W 1608 5.00% D	
		R2E6	0RH1000C622	O	O	RESISTOR,METAL GLAZED(CHIP)	100 OHM 1 / 16 W 1608 5.00% D	
		R2E7	0RH1000C622	O	O	RESISTOR,METAL GLAZED(CHIP)	100 OHM 1 / 16 W 1608 5.00% D	
		R2E8	0RH0000C622	O	O	RESISTOR,METAL GLAZED(CHIP)	0 OHM 1 / 16 W 1608 5.00% D	
		R2F1	0RH2200C622	O	O	RESISTOR,METAL GLAZED(CHIP)	220 OHM 1 / 16 W 1608 5.00% D	
		R2F2	0RH2200C622	O	O	RESISTOR,METAL GLAZED(CHIP)	220 OHM 1 / 16 W 1608 5.00% D	
		R2F3	0RH1000C622	O	O	RESISTOR,METAL GLAZED(CHIP)	100 OHM 1 / 16 W 1608 5.00% D	
		R2F4	0RH1000C622	O	O	RESISTOR,METAL GLAZED(CHIP)	100 OHM 1 / 16 W 1608 5.00% D	
		R2F5	0RH2202C422	O	O	RESISTOR,METAL GLAZED(CHIP)	22K OHM 1 / 16 W 1608 1.00% D	
		R2F6	0RH5601C622	O	O	RESISTOR,METAL GLAZED(CHIP)	5.6K OHM 1 / 16 W 1608 5.00% D	
		R2F7	0RH5601C622	O	O	RESISTOR,METAL GLAZED(CHIP)	5.6K OHM 1 / 16 W 1608 5.00% D	
		R2F8	0RH2201C622	O	O	RESISTOR,METAL GLAZED(CHIP)	2.2K OHM 1 / 16 W 1608 5.00% D	
		R2F9	0RH2201C622	O	O	RESISTOR,METAL GLAZED(CHIP)	2.2K OHM 1 / 16 W 1608 5.00% D	
		R2G1	0RH2201C622	O	O	RESISTOR,METAL GLAZED(CHIP)	2.2K OHM 1 / 16 W 1608 5.00% D	

S	AL	LOCA.NO	PART NO(LG)	A	B	DESCRIPTION	SPECIFICATION	REMARKS
		R356	0RH1000C622	O	O	RESISTOR,METAL GLAZED(CHIP)	100 OHM 1 / 16 W 1608 5.00% D	
		R357	0RH1000C622	O	O	RESISTOR,METAL GLAZED(CHIP)	100 OHM 1 / 16 W 1608 5.00% D	
		R358	0RH1000C622	O	O	RESISTOR,METAL GLAZED(CHIP)	100 OHM 1 / 16 W 1608 5.00% D	
		R359	0RH1000C622	O	O	RESISTOR,METAL GLAZED(CHIP)	100 OHM 1 / 16 W 1608 5.00% D	
		R360	0RH1000C622	O	O	RESISTOR,METAL GLAZED(CHIP)	100 OHM 1 / 16 W 1608 5.00% D	
		R361	0RH0000C622	O	O	RESISTOR,METAL GLAZED(CHIP)	0 OHM 1 / 16 W 1608 5.00% D	
		R362	0RH1000C622	O	O	RESISTOR,METAL GLAZED(CHIP)	100 OHM 1 / 16 W 1608 5.00% D	
		R363	0RH1000C622	O	O	RESISTOR,METAL GLAZED(CHIP)	100 OHM 1 / 16 W 1608 5.00% D	
		R364	0RH0000C622	O	O	RESISTOR,METAL GLAZED(CHIP)	0 OHM 1 / 16 W 1608 5.00% D	
		R365	0RH0000C622	O	O	RESISTOR,METAL GLAZED(CHIP)	0 OHM 1 / 16 W 1608 5.00% D	
		R367	0RH1201C622	O	O	RESISTOR,METAL GLAZED(CHIP)	1.2K OHM 1 / 16 W 1608 5.00% D	
		R368	0RH4702C622	O	O	RESISTOR,METAL GLAZED(CHIP)	47K OHM 1 / 16 W 1608 5.00% D	
		R369	0RH4701C622	O	O	RESISTOR,METAL GLAZED(CHIP)	4.7K OHM 1 / 16 W 1608 5.00% D	
		R370	0RH1001C622	O	O	RESISTOR,METAL GLAZED(CHIP)	1K OHM 1 / 16 W 1608 5.00% D	
		R380	0RH4701C622	O	O	RESISTOR,METAL GLAZED(CHIP)	4.7K OHM 1 / 16 W 1608 5.00% D	
		R381	0RH4701C622	O	O	RESISTOR,METAL GLAZED(CHIP)	4.7K OHM 1 / 16 W 1608 5.00% D	
		R3A2	0RH0000C622	O	O	RESISTOR,METAL GLAZED(CHIP)	0 OHM 1 / 16 W 1608 5.00% D	
		R3F1	0RH0000C622	O	O	RESISTOR,METAL GLAZED(CHIP)	0 OHM 1 / 16 W 1608 5.00% D	
		R3F2	0RH1001C622	O	O	RESISTOR,METAL GLAZED(CHIP)	1K OHM 1 / 16 W 1608 5.00% D	
		R3F3	0RH4701C622	O	O	RESISTOR,METAL GLAZED(CHIP)	4.7K OHM 1 / 16 W 1608 5.00% D	
		R3F4	0RH1002C622	O	O	RESISTOR,METAL GLAZED(CHIP)	10K OHM 1 / 16 W 1608 5.00% D	
		R3F5	0RH1002C622	O	O	RESISTOR,METAL GLAZED(CHIP)	10K OHM 1 / 16 W 1608 5.00% D	
		R401	0RH0182C622	O	O	RESISTOR,METAL GLAZED(CHIP)	18 OHM 1 / 16 W 1608 5.00% D	
		R403	0RH0102C622	O	O	RESISTOR,METAL GLAZED(CHIP)	10 OHM 1 / 16 W 1608 5.00% D	
		R404	0RH7501C622	O	O	RESISTOR,METAL GLAZED(CHIP)	7.5K OHM 1 / 16 W 1608 5.00% D	
		R405	0RH1801C622	O	O	RESISTOR,METAL GLAZED(CHIP)	1.8K OHM 1 / 16 W 1608 5.00% D	
		R406	0RH1801C622	O	O	RESISTOR,METAL GLAZED(CHIP)	1.8K OHM 1 / 16 W 1608 5.00% D	
		R407	0RH1002C622	O	O	RESISTOR,METAL GLAZED(CHIP)	10K OHM 1 / 16 W 1608 5.00% D	
		R409	0RH7501C622	O	O	RESISTOR,METAL GLAZED(CHIP)	7.5K OHM 1 / 16 W 1608 5.00% D	
		R410	0RH7501C622	O	O	RESISTOR,METAL GLAZED(CHIP)	7.5K OHM 1 / 16 W 1608 5.00% D	
		R411	0RH7501C622	O	O	RESISTOR,METAL GLAZED(CHIP)	7.5K OHM 1 / 16 W 1608 5.00% D	
		R412	0RH1801C622	O	O	RESISTOR,METAL GLAZED(CHIP)	1.8K OHM 1 / 16 W 1608 5.00% D	
		R413	0RH1002C622	O	O	RESISTOR,METAL GLAZED(CHIP)	10K OHM 1 / 16 W 1608 5.00% D	
		R414	0RH5601C622	O	O	RESISTOR,METAL GLAZED(CHIP)	5.6K OHM 1 / 16 W 1608 5.00% D	
		R415	0RH4701C622	O	O	RESISTOR,METAL GLAZED(CHIP)	4.7K OHM 1 / 16 W 1608 5.00% D	
		R416	0RH1002C622	O	O	RESISTOR,METAL GLAZED(CHIP)	10K OHM 1 / 16 W 1608 5.00% D	
		R417	0RH1801C622	O	O	RESISTOR,METAL GLAZED(CHIP)	1.8K OHM 1 / 16 W 1608 5.00% D	
		R418	0RH1002C622	O	O	RESISTOR,METAL GLAZED(CHIP)	10K OHM 1 / 16 W 1608 5.00% D	
		R419	0RH3300C622	O	O	RESISTOR,METAL GLAZED(CHIP)	330 OHM 1 / 16 W 1608 5.00% D	
		R420	0RH3300C622	O	O	RESISTOR,METAL GLAZED(CHIP)	330 OHM 1 / 16 W 1608 5.00% D	
		R421	0RH0000C622	O	O	RESISTOR,METAL GLAZED(CHIP)	0 OHM 1 / 16 W 1608 5.00% D	
		R428	0RH0000C622	O	O	RESISTOR,METAL GLAZED(CHIP)	0 OHM 1 / 16 W 1608 5.00% D	
		R429	0RH0000C622	O	O	RESISTOR,METAL GLAZED(CHIP)	0 OHM 1 / 16 W 1608 5.00% D	
		R430	0RH0000C622	O	O	RESISTOR,METAL GLAZED(CHIP)	0 OHM 1 / 16 W 1608 5.00% D	
		R431	0RH1001C622	O	O	RESISTOR,METAL GLAZED(CHIP)	1K OHM 1 / 16 W 1608 5.00% D	
		R432	0RH0000C622	O	O	RESISTOR,METAL GLAZED(CHIP)	0 OHM 1 / 16 W 1608 5.00% D	
		R433	0RH5600C622	O	O	RESISTOR,METAL GLAZED(CHIP)	560 OHM 1 / 16 W 1608 5.00% D	
		R434	0RH5600C622	O	O	RESISTOR,METAL GLAZED(CHIP)	560 OHM 1 / 16 W 1608 5.00% D	
		R435	0RH1001C622	O	O	RESISTOR,METAL GLAZED(CHIP)	1K OHM 1 / 16 W 1608 5.00% D	
		R436	0RH1001C622	O	O	RESISTOR,METAL GLAZED(CHIP)	1K OHM 1 / 16 W 1608 5.00% D	
		R501	0RH3301C622	O	O	RESISTOR,METAL GLAZED(CHIP)	3.3K OHM 1 / 16 W 1608 5.00% D	
		R502	0RH1001C622	O	O	RESISTOR,METAL GLAZED(CHIP)	1K OHM 1 / 16 W 1608 5.00% D	
		R503	0RH0000C622	O	O	RESISTOR,METAL GLAZED(CHIP)	0 OHM 1 / 16 W 1608 5.00% D	
		R504	0RH1500C422	O	O	RESISTOR,METAL GLAZED(CHIP)	150 OHM 1 / 16 W 1608 1.00% D	
		R505	0RH0102C622	O	O	RESISTOR,METAL GLAZED(CHIP)	10 OHM 1 / 16 W 1608 5.00% D	
		R506	0RH1001C422	O	O	RESISTOR,METAL GLAZED(CHIP)	1K OHM 1 / 16 W 1608 1.00% D	
		R507	0RH1100C622	O	O	RESISTOR,METAL GLAZED(CHIP)	110 OHM 1 / 16 W 1608 5.00% D	
		R508	0RH0752C622	O	O	RESISTOR,METAL GLAZED(CHIP)	75 OHM 1 / 16 W 1608 5.00% D	
		R509	0RH1100C622	O	O	RESISTOR,METAL GLAZED(CHIP)	110 OHM 1 / 16 W 1608 5.00% D	

S	AL	LOCA.NO	PART NO(LG)	A	B	DESCRIPTION	SPECIFICATION	REMARKS
		R510	0RH0222C622	O	O	RESISTOR,METAL GLAZED(CHIP)	22 OHM 1 / 16 W 1608 5.00% D	
		R514	0RH0222C622	O	O	RESISTOR,METAL GLAZED(CHIP)	22 OHM 1 / 16 W 1608 5.00% D	
		R515	0RH0222C622	O	O	RESISTOR,METAL GLAZED(CHIP)	22 OHM 1 / 16 W 1608 5.00% D	
		R516	0RH1000C622	O	O	RESISTOR,METAL GLAZED(CHIP)	100 OHM 1 / 16 W 1608 5.00% D	
		R517	0RH0222C622	O	O	RESISTOR,METAL GLAZED(CHIP)	22 OHM 1 / 16 W 1608 5.00% D	
		R518	0RH0222C622	O	O	RESISTOR,METAL GLAZED(CHIP)	22 OHM 1 / 16 W 1608 5.00% D	
		R519	0RH0222C622	O	O	RESISTOR,METAL GLAZED(CHIP)	22 OHM 1 / 16 W 1608 5.00% D	
		R520	0RH0222C622	O	O	RESISTOR,METAL GLAZED(CHIP)	22 OHM 1 / 16 W 1608 5.00% D	
		R521	0RH4701C622	O	O	RESISTOR,METAL GLAZED(CHIP)	4.7K OHM 1 / 16 W 1608 5.00% D	
		R522	0RH1002C622	O	O	RESISTOR,METAL GLAZED(CHIP)	10K OHM 1 / 16 W 1608 5.00% D	
		R523	0RH4701C622	O	O	RESISTOR,METAL GLAZED(CHIP)	4.7K OHM 1 / 16 W 1608 5.00% D	
		R524	0RH1001C622	O	O	RESISTOR,METAL GLAZED(CHIP)	1K OHM 1 / 16 W 1608 5.00% D	
		R525	0LC0233002B	O	O	INDUCTOR,CHIP	HB-1S1608-800JT CERATECH R/TP	
		R530	0RH1201C622	O	O	RESISTOR,METAL GLAZED(CHIP)	1.2K OHM 1 / 16 W 1608 5.00% D	
		R531	0RH1201C622	O	O	RESISTOR,METAL GLAZED(CHIP)	1.2K OHM 1 / 16 W 1608 5.00% D	
		R534	0RH6800C622	O	O	RESISTOR,METAL GLAZED(CHIP)	680 OHM 1 / 16 W 1608 5.00% D	
		R535	0RH1201C622	O	O	RESISTOR,METAL GLAZED(CHIP)	1.2K OHM 1 / 16 W 1608 5.00% D	
		R541	0RH1002C622	O	O	RESISTOR,METAL GLAZED(CHIP)	10K OHM 1 / 16 W 1608 5.00% D	
		R588	0RH0752C622	O	O	RESISTOR,METAL GLAZED(CHIP)	75 OHM 1 / 16 W 1608 5.00% D	
		R589	0RH0752C622	O	O	RESISTOR,METAL GLAZED(CHIP)	75 OHM 1 / 16 W 1608 5.00% D	
		R590	0RH0752C622	O	O	RESISTOR,METAL GLAZED(CHIP)	75 OHM 1 / 16 W 1608 5.00% D	
		R591	0RH0752C622	O	O	RESISTOR,METAL GLAZED(CHIP)	75 OHM 1 / 16 W 1608 5.00% D	
		R597	0RH0000C622	O	O	RESISTOR,METAL GLAZED(CHIP)	0 OHM 1 / 16 W 1608 5.00% D	
		R598	0RH0000C622	O	O	RESISTOR,METAL GLAZED(CHIP)	0 OHM 1 / 16 W 1608 5.00% D	
		R599	0RH0752C622	O	O	RESISTOR,METAL GLAZED(CHIP)	75 OHM 1 / 16 W 1608 5.00% D	
		R5A1	0RH0000C622	O	O	RESISTOR,METAL GLAZED(CHIP)	0 OHM 1 / 16 W 1608 5.00% D	
		R5A3	0RH0000C622	O	O	RESISTOR,METAL GLAZED(CHIP)	0 OHM 1 / 16 W 1608 5.00% D	
		R601	0RD4702F608	O		RESISTOR,FIXED CARBON FILM	47K OHM 1/6 W 5.00% TA26	
		R604	0RD0752F608	O		RESISTOR,FIXED CARBON FILM	75 OHM 1/6 W 5.00% TA26	
		R605	0RD1001F608	O	O	RESISTOR,FIXED CARBON FILM	1K OHM 1/6 W 5.00% TA26	
		R606	0RD1001F608	O	O	RESISTOR,FIXED CARBON FILM	1K OHM 1/6 W 5.00% TA26	
		R607	0RD1001F608	O	O	RESISTOR,FIXED CARBON FILM	1K OHM 1/6 W 5.00% TA26	
		R608	0RD1001F608	O	O	RESISTOR,FIXED CARBON FILM	1K OHM 1/6 W 5.00% TA26	
		R609	0RD1001F608	O	O	RESISTOR,FIXED CARBON FILM	1K OHM 1/6 W 5.00% TA26	
		R618	0RD1003F608	O	O	RESISTOR,FIXED CARBON FILM	100K OHM 1/6 W 5.00% TA26	
		R619	0RD1003F608	O	O	RESISTOR,FIXED CARBON FILM	100K OHM 1/6 W 5.00% TA26	
		R622	0RD0222F608	O	O	RESISTOR,FIXED CARBON FILM	22 OHM 1/6 W 5.00% TA26	
		R624	0RD1001F608	O	O	RESISTOR,FIXED CARBON FILM	1K OHM 1/6 W 5.00% TA26	
		R628	0RD4702F608	O		RESISTOR,FIXED CARBON FILM	47K OHM 1/6 W 5.00% TA26	
		R633	0RD4701F608	O	O	RESISTOR,FIXED CARBON FILM	4.7K OHM 1/6 W 5.00% TA26	
		R634	0RD5601F608	O	O	RESISTOR,FIXED CARBON FILM	5.6K OHM 1/6 W 5.00% TA26	
		R652	0RD0752F608	O		RESISTOR,FIXED CARBON FILM	75 OHM 1/6 W 5.00% TA26	
		R653	0RD1001F608	O		RESISTOR,FIXED CARBON FILM	1K OHM 1/6 W 5.00% TA26	
		R655	0RD1001F608	O		RESISTOR,FIXED CARBON FILM	1K OHM 1/6 W 5.00% TA26	
		R676	0RD0752F608	O		RESISTOR,FIXED CARBON FILM	75 OHM 1/6 W 5.00% TA26	
		R677	0RD1002F608	O	O	RESISTOR,FIXED CARBON FILM	10K OHM 1/6 W 5.00% TA26	
		R678	0RD6801F608	O	O	RESISTOR,FIXED CARBON FILM	6.8K OHM 1/6 W 5.00% TA26	
		R6M2	0RD1003F608		O	RESISTOR,FIXED CARBON FILM	100K OHM 1/6 W 5.00% TA26	
		R6M4	0RD1003F608		O	RESISTOR,FIXED CARBON FILM	100K OHM 1/6 W 5.00% TA26	
		R6M7	0RD1003F608	O		RESISTOR,FIXED CARBON FILM	100K OHM 1/6 W 5.00% TA26	
		R6M8	0RD1003F608	O		RESISTOR,FIXED CARBON FILM	100K OHM 1/6 W 5.00% TA26	
		R901	0RD6800F608	O	O	RESISTOR,FIXED CARBON FILM	680 OHM 1/6 W 5.00% TA26	
		R902	0RD8200F608	O	O	RESISTOR,FIXED CARBON FILM	820 OHM 1/6 W 5.00% TA26	
		R903	0RD1201F608	O	O	RESISTOR,FIXED CARBON FILM	1.2K OHM 1/6 W 5.00% TA26	
		R904	0RD1501F608	O	O	RESISTOR,FIXED CARBON FILM	1.5K OHM 1/6 W 5.00% TA26	
		R905	0RD2201F608	O	O	RESISTOR,FIXED CARBON FILM	2.2K OHM 1/6 W 5.00% TA26	
		R906	0RD3301F608	O	O	RESISTOR,FIXED CARBON FILM	3.3K OHM 1/6 W 5.00% TA26	
		R907	0RD4701F608	O	O	RESISTOR,FIXED CARBON FILM	4.7K OHM 1/6 W 5.00% TA26	
		R908	0RD8201F608	O	O	RESISTOR,FIXED CARBON FILM	8.2K OHM 1/6 W 5.00% TA26	

S	AL	LOCA.NO	PART NO(LG)	A	B	DESCRIPTION	SPECIFICATION	REMARKS
		R909	0RD1502F608	O	O	RESISTOR,FIXED CARBON FILM	15K OHM 1/6 W 5.00% TA26	
		R910	0RD1002F608	O	O	RESISTOR,FIXED CARBON FILM	10K OHM 1/6 W 5.00% TA26	
		R913	0RD6800F608	O	O	RESISTOR,FIXED CARBON FILM	680 OHM 1/6 W 5.00% TA26	
		R914	0RD8200F608	O	O	RESISTOR,FIXED CARBON FILM	820 OHM 1/6 W 5.00% TA26	
		R915	0RD1201F608	O	O	RESISTOR,FIXED CARBON FILM	1.2K OHM 1/6 W 5.00% TA26	
		R916	0RD1501F608	O	O	RESISTOR,FIXED CARBON FILM	1.5K OHM 1/6 W 5.00% TA26	
		R917	0RD2201F608	O	O	RESISTOR,FIXED CARBON FILM	2.2K OHM 1/6 W 5.00% TA26	
		R918	0RD3301F608	O	O	RESISTOR,FIXED CARBON FILM	3.3K OHM 1/6 W 5.00% TA26	
		R919	0RD4701F608	O	O	RESISTOR,FIXED CARBON FILM	4.7K OHM 1/6 W 5.00% TA26	
		R925	0RD1002F608	O	O	RESISTOR,FIXED CARBON FILM	10K OHM 1/6 W 5.00% TA26	
		R926	0RD1002F608	O	O	RESISTOR,FIXED CARBON FILM	10K OHM 1/6 W 5.00% TA26	
		R933	0RD3300F608	O	O	RESISTOR,FIXED CARBON FILM	330 OHM 1/6 W 5.00% TA26	
		R938	0RD1001F608	O	O	RESISTOR,FIXED CARBON FILM	1K OHM 1/6 W 5.00% TA26	
		R939	0RD2200F608	O	O	RESISTOR,FIXED CARBON FILM	220 OHM 1/6 W 5.00% TA26	
		R944	0RD1002F608	O	O	RESISTOR,FIXED CARBON FILM	10K OHM 1/6 W 5.00% TA26	
		R951	0RD1003F608	O	O	RESISTOR,FIXED CARBON FILM	100K OHM 1/6 W 5.00% TA26	
		R952	0RD1003F608	O	O	RESISTOR,FIXED CARBON FILM	100K OHM 1/6 W 5.00% TA26	
		R953	0RD1003F608	O	O	RESISTOR,FIXED CARBON FILM	100K OHM 1/6 W 5.00% TA26	
		R954	0RD1003F608	O	O	RESISTOR,FIXED CARBON FILM	100K OHM 1/6 W 5.00% TA26	
		R955	0RD1003F608	O	O	RESISTOR,FIXED CARBON FILM	100K OHM 1/6 W 5.00% TA26	
		R956	0RD1003F608	O	O	RESISTOR,FIXED CARBON FILM	100K OHM 1/6 W 5.00% TA26	
		R957	0RD1003F608	O	O	RESISTOR,FIXED CARBON FILM	100K OHM 1/6 W 5.00% TA26	
		R958	0RD1003F608	O	O	RESISTOR,FIXED CARBON FILM	100K OHM 1/6 W 5.00% TA26	
		R959	0RD1003F608	O	O	RESISTOR,FIXED CARBON FILM	100K OHM 1/6 W 5.00% TA26	
		R960	0RD1003F608	O	O	RESISTOR,FIXED CARBON FILM	100K OHM 1/6 W 5.00% TA26	
		R961	0RD1003F608	O	O	RESISTOR,FIXED CARBON FILM	100K OHM 1/6 W 5.00% TA26	
		R969	0RD1003F608	O	O	RESISTOR,FIXED CARBON FILM	100K OHM 1/6 W 5.00% TA26	
		R970	0RD1003F608	O	O	RESISTOR,FIXED CARBON FILM	100K OHM 1/6 W 5.00% TA26	
		R971	0RD1003F608	O	O	RESISTOR,FIXED CARBON FILM	100K OHM 1/6 W 5.00% TA26	
		R972	0RD1003F608	O	O	RESISTOR,FIXED CARBON FILM	100K OHM 1/6 W 5.00% TA26	
		R973	0RD1003F608	O	O	RESISTOR,FIXED CARBON FILM	100K OHM 1/6 W 5.00% TA26	
		R974	0RD1003F608	O	O	RESISTOR,FIXED CARBON FILM	100K OHM 1/6 W 5.00% TA26	
		R975	0RD1003F608	O	O	RESISTOR,FIXED CARBON FILM	100K OHM 1/6 W 5.00% TA26	
		R976	0RD1003F608	O	O	RESISTOR,FIXED CARBON FILM	100K OHM 1/6 W 5.00% TA26	
		R977	0RD1003F608	O	O	RESISTOR,FIXED CARBON FILM	100K OHM 1/6 W 5.00% TA26	
		R978	0RD1003F608	O	O	RESISTOR,FIXED CARBON FILM	100K OHM 1/6 W 5.00% TA26	
		R979	0RD1003F608	O	O	RESISTOR,FIXED CARBON FILM	100K OHM 1/6 W 5.00% TA26	
		R980	0RD1003F608	O	O	RESISTOR,FIXED CARBON FILM	100K OHM 1/6 W 5.00% TA26	
		R981	0RD1003F608	O	O	RESISTOR,FIXED CARBON FILM	100K OHM 1/6 W 5.00% TA26	
		R982	0RD1003F608	O	O	RESISTOR,FIXED CARBON FILM	100K OHM 1/6 W 5.00% TA26	
		R983	0RD1003F608	O	O	RESISTOR,FIXED CARBON FILM	100K OHM 1/6 W 5.00% TA26	
		R990	0RD1201F608	O	O	RESISTOR,FIXED CARBON FILM	1.2K OHM 1/6 W 5.00% TA26	
		R991	0RD1001F608	O	O	RESISTOR,FIXED CARBON FILM	1K OHM 1/6 W 5.00% TA26	
		R993	0RD1201F608	O	O	RESISTOR,FIXED CARBON FILM	1.2K OHM 1/6 W 5.00% TA26	
		R994	0RD1201F608	O	O	RESISTOR,FIXED CARBON FILM	1.2K OHM 1/6 W 5.00% TA26	
		R995	0RD1201F608	O	O	RESISTOR,FIXED CARBON FILM	1.2K OHM 1/6 W 5.00% TA26	
		R996	0RD3301F608	O	O	RESISTOR,FIXED CARBON FILM	3.3K OHM 1/6 W 5.00% TA26	
REMOCON RECEIVER								
		RC901	6712R1638GA	O	O	REMOTE CONTROLLER RECEIVER	TSOP1838RF1 VISHAY(TEMIC) 37-	
SENSOR								
		IC102	657-063A	O	O	SENSOR	LTV-817B,PHOTO COUPLER(LITEON)	
SWITCH								
		SW601	6600R-SH02A	O		SWITCH,SLIDE	SKQ-23D15-G5-NA LUPFUNG DC 30	
		SW602	6600R-SH18A	O	O	SWITCH,TACT	CSS-4206 CHANG SHIN NON DC 30V	
		SW901	556-219B	O	O	SWITCH,TACT	THVV502GAA POSTECH DC 12 V 5-	
		SW902	556-219B	O	O	SWITCH,TACT	THVV502GAA POSTECH DC 12 V 5-	
		SW903	556-219B	O	O	SWITCH,TACT	THVV502GAA POSTECH DC 12 V 5-	
		SW904	556-219B	O	O	SWITCH,TACT	THVV502GAA POSTECH DC 12 V 5-	
		SW905	556-219B	O	O	SWITCH,TACT	THVV502GAA POSTECH DC 12 V 5-	

S	AL	LOCA.NO	PART NO(LG)	A	B	DESCRIPTION	SPECIFICATION	REMARKS
		SW906	556-219B	O	O	SWITCH,TACT	THVV502GAA POSTECH DC 12 V 5-	
		SW907	556-219B	O	O	SWITCH,TACT	THVV502GAA POSTECH DC 12 V 5-	
		SW908	556-219B	O	O	SWITCH,TACT	THVV502GAA POSTECH DC 12 V 5-	
		SW909	556-219B	O	O	SWITCH,TACT	THVV502GAA POSTECH DC 12 V 5-	
		SW910	556-219B	O	O	SWITCH,TACT	THVV502GAA POSTECH DC 12 V 5-	
		SW911	556-219B	O	O	SWITCH,TACT	THVV502GAA POSTECH DC 12 V 5-	
		SW912	556-219B	O	O	SWITCH,TACT	THVV502GAA POSTECH DC 12 V 5-	
		SW913	556-219B	O	O	SWITCH,TACT	THVV502GAA POSTECH DC 12 V 5-	
		SW914	556-219B	O	O	SWITCH,TACT	THVV502GAA POSTECH DC 12 V 5-	
		SW915	556-219B	O	O	SWITCH,TACT	THVV502GAA POSTECH DC 12 V 5-	
		SW916	556-219B	O	O	SWITCH,TACT	THVV502GAA POSTECH DC 12 V 5-	
		SW917	556-219B	O	O	SWITCH,TACT	THVV502GAA POSTECH DC 12 V 5-	
		SW918	556-219B	O	O	SWITCH,TACT	THVV502GAA POSTECH DC 12 V 5-	
CRYSTAL								
		X201	6202R-BM01A	O	O	RESONATOR,CRYSTAL	HC-49/SM5H KONY 33-8688MHZ 5	
		X501	6202R-BL01A	O	O	RESONATOR,CRYSTAL	HC-49/SM5H KONY 27MHZ 15PF -	
		X901	6212BA3004A	O	O	RESONATOR,CERAMIC	CSTLS6M00G53-A0 MURATA 6MHZ -	
ZENER DIODE								
		ZD101	0DZ560009CJ	O	O	DIODE,ZENERS	GDZJ5.6B 26MM GRANDE TP26 DO34	
		ZD605	0DZ332609FB	O	O	DIODE,ZENERS	GDZJ3.3B 26MM GRANDE TP26 DO34	
		ZD606	0DZ332609FB	O	O	DIODE,ZENERS	GDZJ3.3B 26MM GRANDE TP26 DO34	
		ZD611	0DZ332609FB	O	O	DIODE,ZENERS	GDZJ3.3B 26MM GRANDE TP26 DO34	
		ZD612	0DZ332609FB	O	O	DIODE,ZENERS	GDZJ3.3B 26MM GRANDE TP26 DO34	
		ZD635	0DZ332609FB	O	O	DIODE,ZENERS	GDZJ3.3B 26MM GRANDE TP26 DO34	
		ZD636	0DZ332609FB	O	O	DIODE,ZENERS	GDZJ3.3B 26MM GRANDE TP26 DO34	
		ZD637	0DZ332609FB	O	O	DIODE,ZENERS	GDZJ3.3B 26MM GRANDE TP26 DO34	
		ZD638	0DZ332609FB	O	O	DIODE,ZENERS	GDZJ3.3B 26MM GRANDE TP26 DO34	
		ZD639	0DZ332609FB	O		DIODE,ZENERS	GDZJ3.3B 26MM GRANDE TP26 DO34	
		ZD640	0DZ332609FB	O		DIODE,ZENERS	GDZJ3.3B 26MM GRANDE TP26 DO34	
		ZD641	0DZ332609FB	O	O	DIODE,ZENERS	GDZJ3.3B 26MM GRANDE TP26 DO34	
		ZD642	0DZ332609FB	O	O	DIODE,ZENERS	GDZJ3.3B 26MM GRANDE TP26 DO34	
		ZD643	0DZ332609FB	O	O	DIODE,ZENERS	GDZJ3.3B 26MM GRANDE TP26 DO34	
		ZD644	0DZ332609FB	O	O	DIODE,ZENERS	GDZJ3.3B 26MM GRANDE TP26 DO34	
CIRCUIT BOARD ASSY & CONNECTOR								
		PBP00	6871R-5092A	O	O	PWB(PCB) ASSEMBLY,TOTAL	DMN5026N HA1UNN KEY BLUE PCB	
		PBT00	6871R-5091A	O	O	PWB(PCB) ASSEMBLY,TOTAL	DMN5026N HA1UNN TIMER BLUE PCB	



SERVICE MANUAL

SERVICE MANUAL

MODELS : T572C/T572AH

SERVICE MANUAL

T572C/T572AH

DVD VIDEO PLAYER

T572C/T572AH
DVD VIDEO PLAYER

T572C/T572AH

T572C/T572AH
DVD VIDEO PLAYER

© NAD 2003

**NAD ELECTRONICS INTERNATIONAL
TORONTO**