

T 763

SERVICE MANUAL


New Text

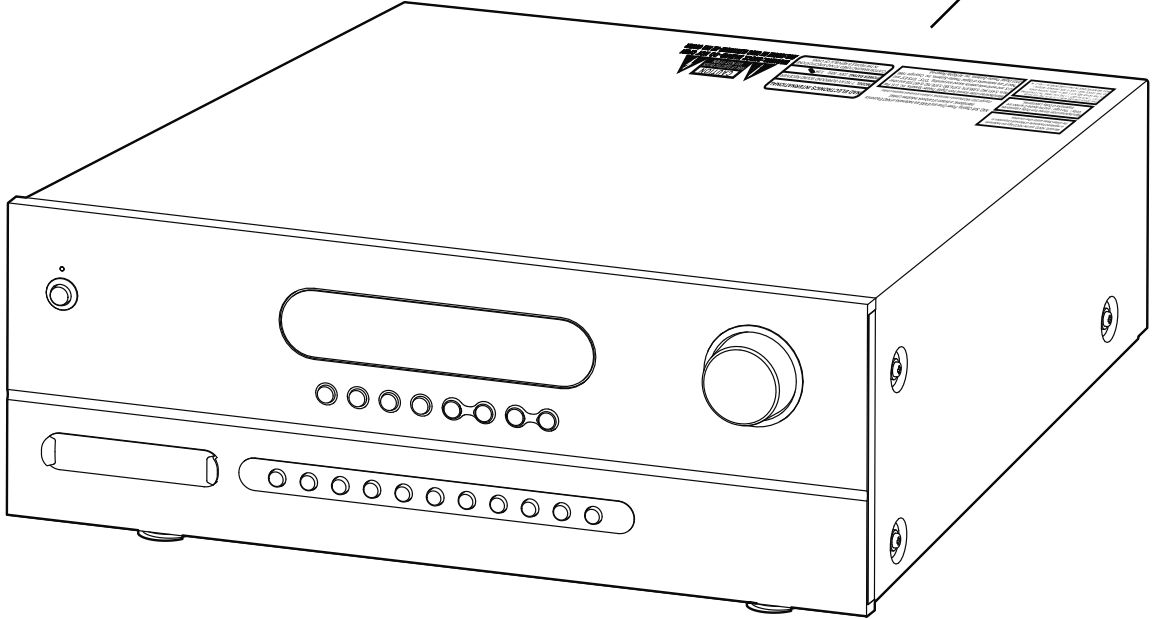

T 763

PHASE II & VC



SAFETY INFORMATION

<p>Microsoft, HDCD, and the HDCD logo are trademarks or registered trademarks of Microsoft Corporation in the United States and/or other countries.</p>
<p>NAD, Soft Clipping, Power Drive and EARS are trademarks of NAD Electronics International, a division of Lenbrook Industries Limited. <small>Copyright 2003, NAD Electronics International, a division of Lenbrook Industries Limited.</small></p> <p>Manufactured under license from Digital Theater Systems, Inc. U.S. Pat. No's. 5,451,942; 5,956,674; 5,974,380; 5,978,762; 6,487,535 and other U.S. and world-wide patents issued and pending. "DTS", "DTS-ES" and "Neo:6" are trademarks of Digital Theater Systems, Inc. Copyright 1996, 2003 Digital Theater Systems, Inc. All Rights Reserved.</p>
<p>Manufactured under license from Dolby Laboratories. "Dolby", "Pro Logic", and the double-D symbol are trademarks of Dolby Laboratories.</p> <p>THIS DEVICE COMPLIES WITH PART 15 OF THE FCC RULES. OPERATION IS SUBJECT TO THE FOLLOWING TWO CONDITIONS: (1) THIS DEVICE MAY NOT CAUSE HARMFUL INTERFERENCE, (2) THIS DEVICE MUST ACCEPT INTERFERENCE RECEIVED, INCLUDING INTERFERENCE THAT MAY CAUSE UNDESIRABLE OPERATION.</p>
<p>NAD ELECTRONICS INTERNATIONAL 633 GRANITE COURT, PICKERING, ON CANADA L1W 3K1</p> <p>MODEL T 763 A/V SURROUND SOUND RECEIVER</p> <p>POWER RATING 120V 60Hz 7A ~</p> <p>CUSTOM MANUFACTURED TO NAD SPECIFICATIONS IN THE PEOPLE'S REPUBLIC OF CHINA</p> <p>AH VERSION</p>
<p>NAD ELECTRONICS INTERNATIONAL 633 GRANITE COURT, PICKERING, ON CANADA L1W 3K1</p> <p>MODEL T 763 A/V SURROUND SOUND RECEIVER</p> <p>POWER RATING 230V 50Hz 3.5A ~</p> <p>CUSTOM MANUFACTURED TO NAD SPECIFICATIONS IN THE PEOPLE'S REPUBLIC OF CHINA</p> <p>C VERSION</p>
<p> CAUTION RISK OF ELECTRIC SHOCK DO NOT OPEN</p> <p>WARNING: SHOCK HAZARD - DO NOT OPEN AVIS: RISQUE DE CHOC ELECTRIQUE - NE PAS OUVRIR</p>







SERVICE SAFETY PRECAUTIONS

1. Replacing the fuses

CAUTION:

FOR CONTINUED PROTECTION AGAINST THE RISK OF FIRE REPLACE ONLY WITH SAME TYPE OF FUSE.

<u>Reference Designator</u>		<u>Database Part Number</u>	<u>Description</u>
F751*AH,AHT		370-019100-00(2)	FUSE TIME-LAG 10A/250VAC 5X20mm UL/CSA 5T
F751*C,CT		370-018100-05(2)	FUSE TIME-LAG 10A/250VAC 5X20mm VDE/UL/CSA 5T
F752*AH,AHT		370-011100-06(4)	FUSE 1.6A 250V TIME LAG LBC 5x20mm 5T UL/CSA/VDE/SEMKO
F752*C,CT		370-015100-03(3)	FUSE 800mA 250V TIME LAG LBC 5x20mm 5T UL/CSA/VDE/SEMKO


NOTE:

<*AH , *AHT>: USA, CANADIAN MODEL ONLY.
<*C, *CT > : EUROPEAN MODEL ONLY.

2. Safety check out

(Only U.S.A. model)

Before returning the product to the customer, make leakage current or resistance measurements to determine that exposed parts are acceptably insulated from supply circuit.

Parts marked with the symbol  are critical with regard to the risk of fire and electric shock.
Replace only with parts recommended by the manufacturer.

CONTENTS

DESCRIPTION	PAGE
SPECIFICATIONS	4 - 5
REAR PANEL / FRONT PANEL VIEW	6
DISASSEMBLY INSTRUCTIONS	7
WIRING DIAGRAM	8 - 10
BLOCK DIAGRAM	11
SPECIAL FUNCTION	12
DETAILS & WAVEFORMS ON SYSTEM & TEST & DEBUGGING	12
ADJUSTMENT POINTS DIAGRAM / AMPLIFIER ADJUSTMENT	13
PCB LAYOUT	14 - 28
SCHEMATIC DIAGRAM	29 - 46
IC BLOCK DIAGRAM	47 - 55
EXPLODED VIEW	56
EXPLODED VIEW PARTS LIST	57 - 59
ELECTRICAL PARTS LIST	60 - 79
PACKING DIAGRAM	80
VERSION HISTORY	81

SPECIFICATIONS

POWER AMPLIFIER SECTION

Rated distortion	(Rated power level into 8 ohms, THD 20 Hz-20 kHz FL/C/FR) (Rated power level into 8 ohms, THD 20 Hz-20 kHz SL/SR/BS)	$\leq 0.1 \%$ $\leq 0.1 \%$
Input Sensitivity	(ref. 8 ohms, 1 kHz)	366 ± 20 mV
S/N Ratio	(A-wtd, 1kHz, 1 W, 8 ohm, SL/SR/BL)	≥ - 75 dB
Frequency Response	(20 Hz - 20 kHz)	0 ± 1.0 dB
Channel Balance	(1 dB to -40 dB, 1 kHz) (-41 dB to -50 dB, 1 kHz)	$\leq 2 \text{ dB}$ $\leq 3 \text{ dB}$
Audio muting at 1 kHz		≥ 55 dB
Subwoofer out, 500 mV in	(THD at 2 V O/P, 100 Hz)	$\leq 0.5 \%$
Crosstalk	(500 mV input, 10 W, 1 kHz)	≥ -57 dB
Controls		
Bass	(at 500 mV in, 1 W out, 100 Hz)	± 10 dB ± 2 dB
Treble	(at 500 mV in, 1 W out, 10 kHz)	± 10 dB ± 2 dB

DOLBY DIGITAL SECTION

Channel Difference(FL ref. Track 30)		± 1.2 dB
Frequency Response at Dolby config.2	SL Track 46 200 - 20 kHz	± 0.8 dB
	SR Track 47 200 - 20 kHz	± 0.8 dB
	C Track 44 200 - 20 kHz	± 0.8 dB
Harmonic Distortion	(1 W, Audio LPF, Dolby Congfig 1)	
	FL Track 65 997 Hz	$\leq 0.08 \%$
	FR Track 67 997 Hz	$\leq 0.08 \%$
	SL Track 68 997 Hz	$\leq 0.08 \%$
	SR Track 69 997 Hz	$\leq 0.08 \%$
	C Track 66 997 Hz	$\leq 0.08 \%$
S/N Ratio	(TRACK 30 for O/P 1 W, FAUSE)	
	CCIR / ARM	≥ 65 dB
	Audio LPF	≥ 70 dB
	A-WTD	≥ 70 dB
Channel Separation	(1 W, A-WTD FILTER)	
	Track 65 997 Hz	≥ 60 dB

DOLBY PRO LOGIC II SECTION

Frequency Response

I/P mode : L, R	: 1 V in, 1 W, Ch L/R	40 Hz	0 ± 2.0 dB
		20 kHz	0 ± 2.0 dB
I/P mode : L=R	: 1 V in, 1 W, Ch /L/R	40 Hz	0 ± 2.0 dB
	Ch C	20 kHz	0 ± 2.0 dB
I/P mode : L=-R	: 1 V in, 1 W, Ch SL/SR	40 Hz	0 ± 2.0 dB
		20 kHz	0 ± 2.0 dB
S/N Ratio (200 mV in, 1 W, A-WTD w/ 1 k termination)			
I/P mode : L, R	: 1 kHz, Ch L/R		≥ 65 dB
I/P mode : L=R	: 1 kHz, Ch C		≥ 65 dB
I/P mode : L=-R	: 1 kHz, Ch SL/SR		≥ 65 dB
THD (2.2 V in, 1 W, w/ 80 kHz LPF, 1 kHz)			≤ 0.2 %

DTS SECTION

Output Level (Vol 0 dB) : FL/FR/C/SL/SR	Track 6 1 kHz	0.3 ± 1.3 W
Channel Difference (FL ref): FL/FR/C/SL/SR	Track 6 1 kHz	± 1.0 dB
Harmonic Distortion (Audio Filter) : FL/FR/C/SL/SR	Track 10-14 1 kHz	≤ 0.08 %
Frequency Response (20 Hz to 20 kHz)	Track 26-30	+2/-1.5
Subwoofer Output Level 1 kHz ref at pre-out (FL)	Play Track 10, charge to 15	12.5 ± 1.5 dB

AM TUNER SECTION

Input level is expressed as the reading in open circuit of 75-ohm source impedance signal generator

Usable sensitivity (999/1000 kHz)		≤ 30 dBuV
S/N Ratio (5 mV in)		≥ 38 dB
THD (5 mV in)		≤ 3 %
IF Rejection (450 kHz)		≤ 36 dB
Image Rejection (F+2xIF)		≥ 28 dB
Selectivity		≥ 17 dB
Output		170 -20/+30 mV
Loop sensitivity (20 dB S/N)		
999/1000 kHz		≤ 66 dB
603/600 kHz		≤ 66 dB
1404/1400 kHz		≤ 66 dB
Frequency Response (100 - 2.3 kHz, 5 mV)		± 6 dB

FM TUNER SECTION

*C, *CT

*AH, *AHT

Input level is expressed as the reading in open circuit of 75-ohm source impedance signal generator

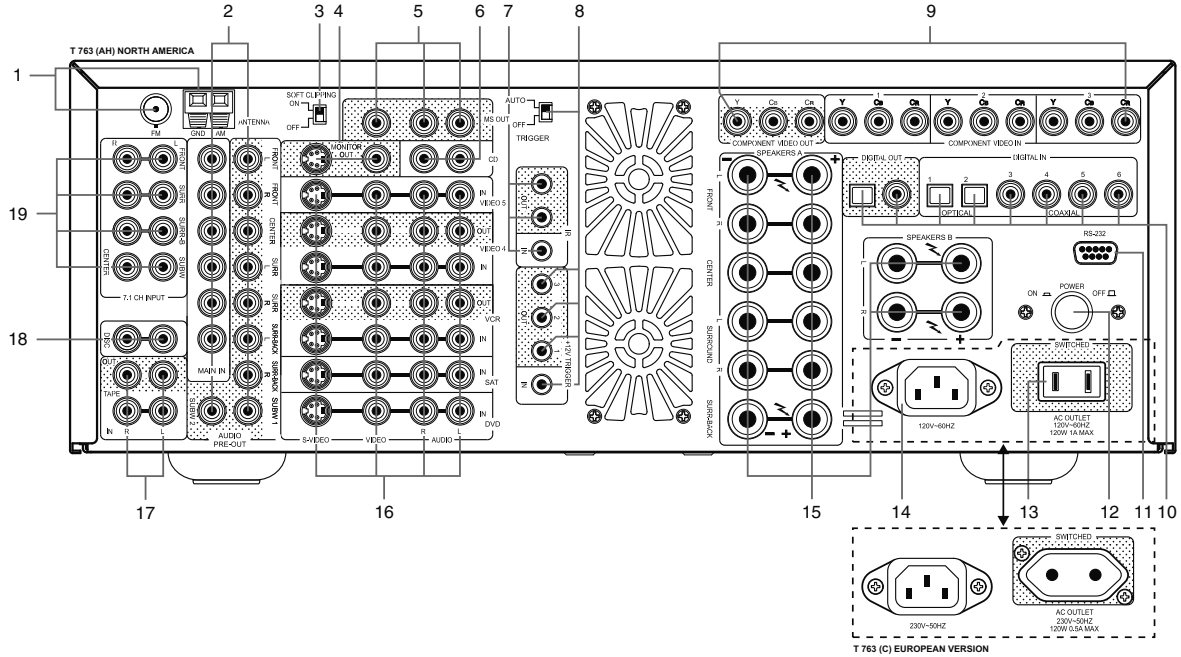
Usable sensitivity (98 MHz)		≤ 15 dBμ	≤ 15 dBμv
S/N Ratio (60 dB, IHF wtd)	Mono	≥ 63 dB	≥ 63 dB
	Stereo	≥ 63 dB	≥ 63 dB
Frequency Response (20 Hz - 15 kHz, 60 dBμ)		0 ± 1.5 dB	0 ± 1.5 dB
Channel Separation (60 dBμ)	100 Hz	≥ 30 dB	≥ 30 dB
	1 k	≥ 38 dB	≥ 38 dB
	10 kHz	≥ 30 dB	≥ 30 dB
Alternate Channel Selectivity (40 dBμ, ± 400 kHz)		≥ 60 dB	≥ 45 dB
Capture Ratio (40 dBμ)		≤ 3 dB	≤ 3 dB
AM Suppression (60 dBμ, 100% Mod. FM, 30% Mod. AM)		≥ 48 dB	≥ 48 dB
Image Rejection (119.4 MHz)		-	≥ 65 dB
I.F. Rejection (10.7 MHz)		≥ 78 dB	-
Pilot Suppression (98 MHz)		≥ 60 dB	≥ 60 dB
THD (60 dBμ, L=R 75 kHz for AH, 40 kHz Dev for C)	Mono	≤ 0.25 %	≤ 0.25 %
	Stereo	≤ 0.35 %	≤ 0.35 %
Auto-Search Sensitivity	On	≥ 24 dBμ	≥ 24 dBμ
	Off	≤ 15 dBμ	≤ 15 dBμ
RDS decode Sensitivity		≤ 26 dBμ	-

PHYSICAL SPECIFICATIONS

Dimensions (Width x Height x Depth)	435 x 170 x 423 mm
Net Weight	20.50 Kg (45.10 lbs)
Shipping Weight	24.0 Kg (52.80 lbs)

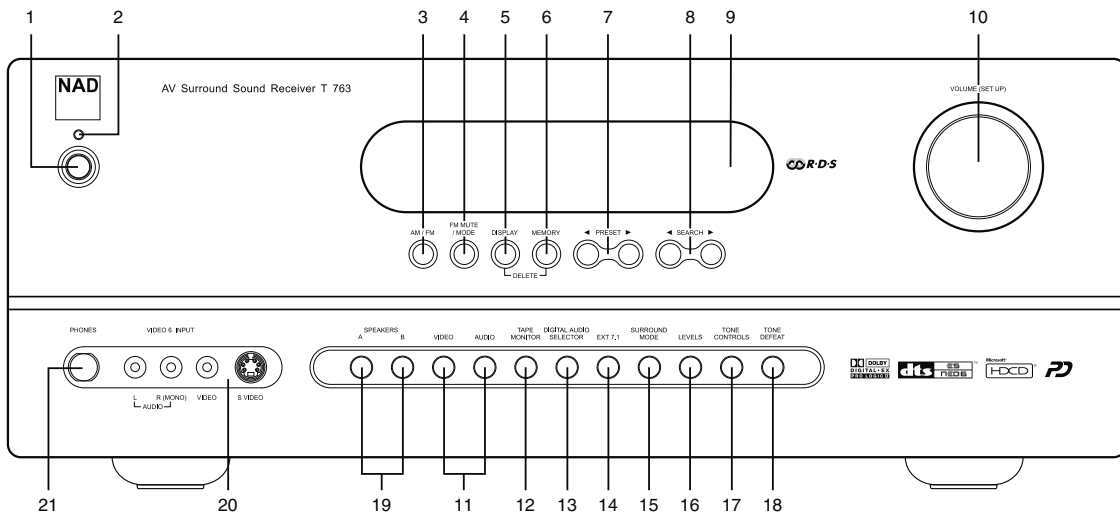
REAR PANEL / FRONT PANEL VIEW

REAR PANEL



- | | |
|---|--|
| 1. FM & AM ANTENNA | 10. DIGITAL AUDIO INPUT & DIGITAL AUDIO OUTPUT |
| 2. MAIN IN / AUDIO PRE-OUTS / SUBWOOFER OUT | 11. RS-232 |
| 3. SOFT CLIPPING ON/OFF | 12. POWER SWITCH |
| 4. MONITOR OUT | 13. SWITCHED AC OUTLETS |
| 5. MS OUT (MULTISOURCE OUT) | 14. AC POWER INLET |
| 6. CD INPUT | 15. SPEAKERS A & B |
| 7. IR INPUT & OUTPUT | 16. DVD, SAT, VCR, VIDEO 4 & VIDEO 5 |
| 8. 12V TRIGGER INPUT & OUTPUT | 17. TAPE INPUT & OUTPUT |
| 9. COMPONENT VIDEO IN & COMPONENT VIDEO OUT | 18. DISC INPUT |
| | 19. 7.1 CH. INPUTS |

FRONT PANEL



- | | | |
|---------------------|----------------------------|--------------------|
| 1. STANDBY SWITCH | 8. SEARCH DOWN / UP | 14. EXT. 7.1 |
| 2. STANDBY LED | 9. VFL DISPLAY | 15. SURROUND MODE |
| 3. AM / FM | 10. VOLUME (SETUP) | 16. LEVELS |
| 4. FM MUTE / MODE | 11. VIDEO & AUDIO | 17. TONE CONTROLS |
| 5. DISPLAY | 12. TAPE MONITOR | 18. TONE DEFEAT |
| 6. MEMORY | 13. DIGITAL AUDIO SELECTOR | 19. SPEAKERS A & B |
| 7. PRESET DOWN / UP | | 20. VIDEO 6 INPUT |
| | | 21. PHONES |

DISASSEMBLY INSTRUCTIONS

1. Remove machine screws M4.0 x 8.0 (1 to 6) from the side panels.
Remove tapping screw 3.0 x 8.0 (7 to 10) from the back panel.
Refer to **Figure No. 1**.

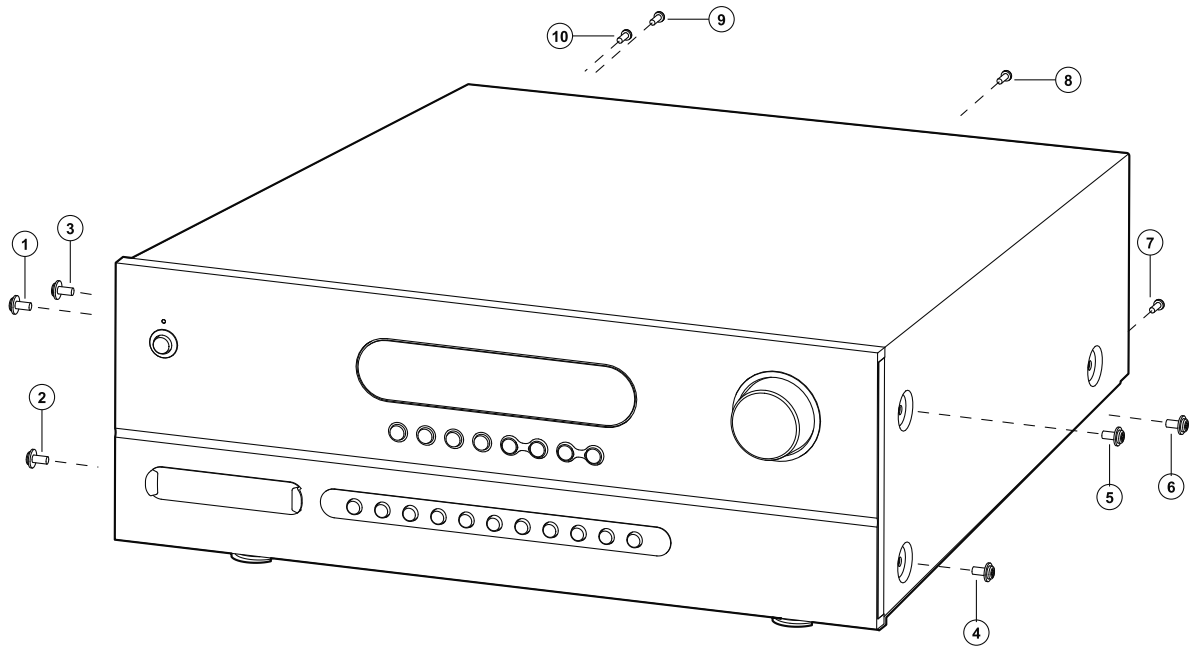


Figure No. 1

2. Pull both sides of the TOP COVER slightly outwards **11** and tilt approx. 35 ° and then remove in the direction as indicated by the arrow **12**. Refer to **Figure No. 2**.

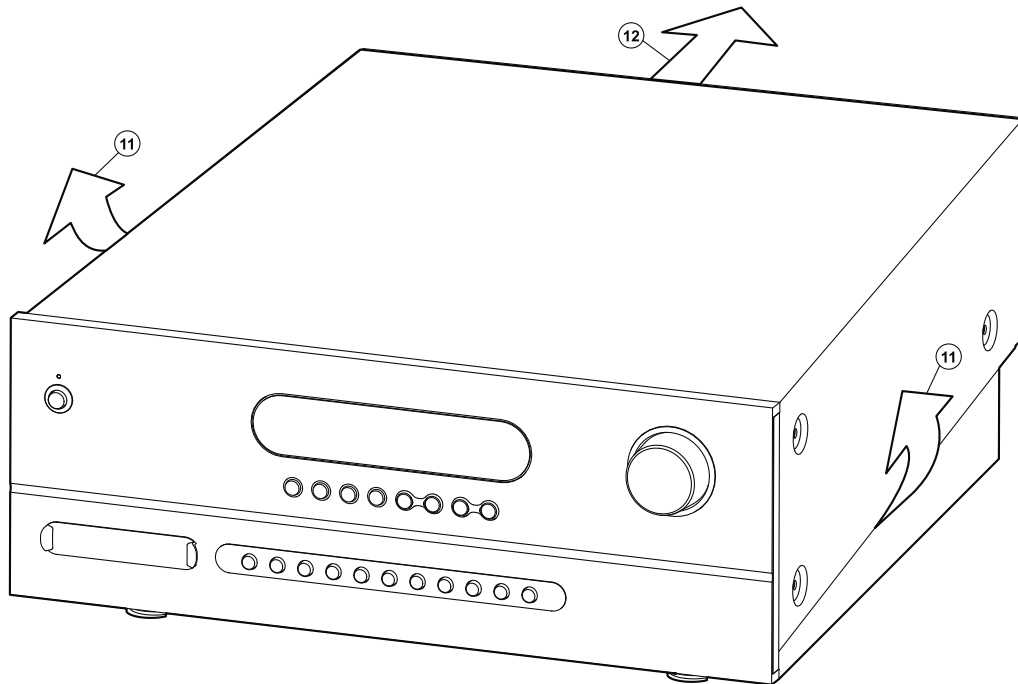


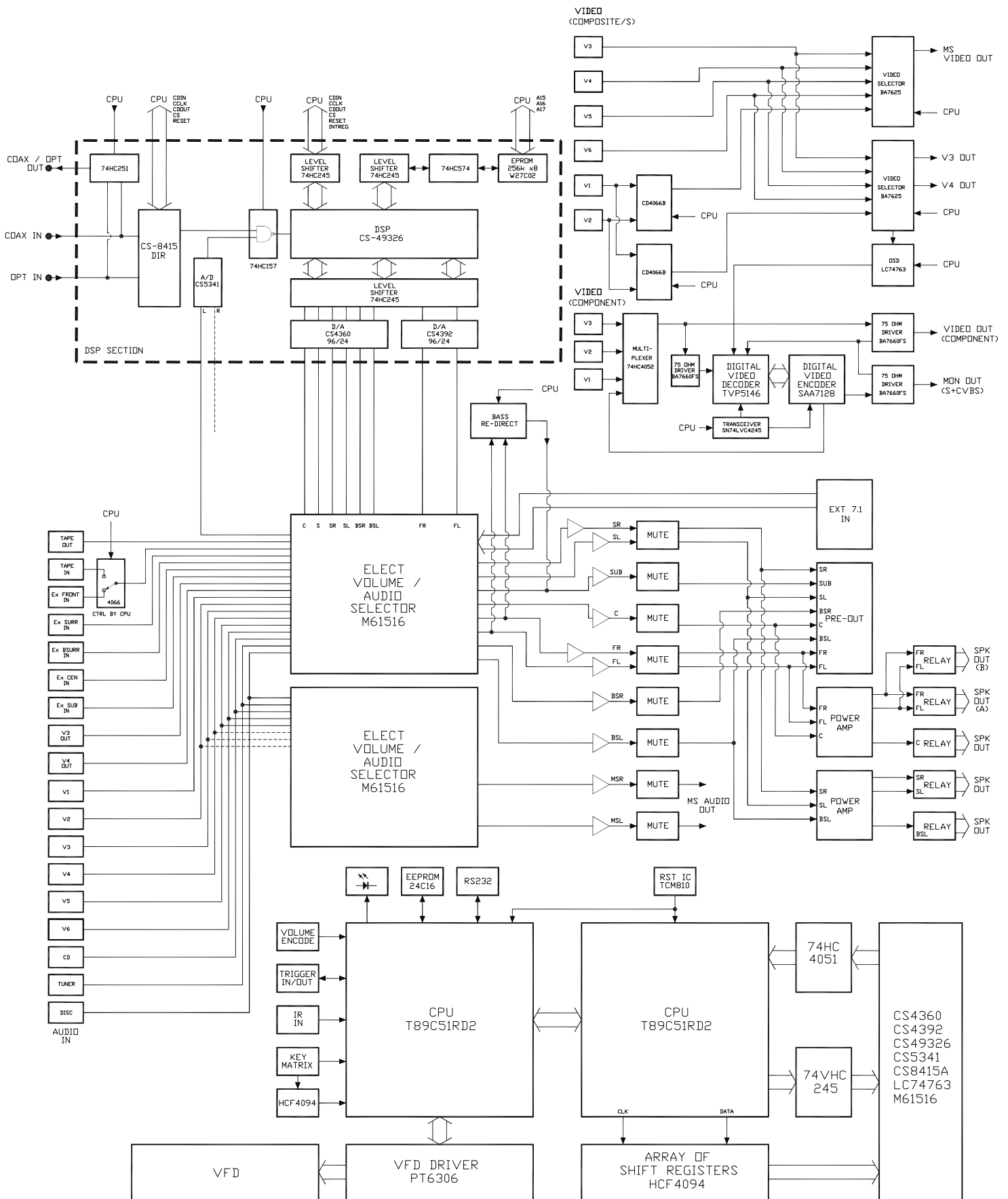
Figure No. 2

WIRING DIAGRAM PARTS LIST

Item	Database Part Number	Description	Remark
1	276-022630-00	CABLE ASSY 2 WAYS AWG26 2.5P L=480mm	AMP1 BD-J511A
2	276-041823-05	CABLE ASSY 4 WAYS AWG=18 3.96P UL1007 L=280mm	AMP1 BD-J581A
3	276-062613-22	CABLE ASSY 6 WAYS AWG=26 2.5P UL1007 L=320mm (RoHS)	AMP1 BD-J503A
4	276-022613-05	CABLE ASSY 2 WAYS AWG=26 2.5P UL2468 L=340mm	AMP2 BD-J811A
5	276-041823-02	CABLE ASSY 4 WAYS AWG=18 3.96P UL1007 L=200mm REV.B (RoHS)	AMP2 BD-J781B
6	276-042613-08	CABLE ASSY 4 WAYS AWG26 2.5P UL1533 L=450MM (ROHS)	AUDIO BD-J3103A
7	276-022613-07	CABLE ASSY 2 WAYS AWG=26 2.5P UL1533 L=540mm (ROHS)	DIGIT BD-J1009A
8	276-042613-06	CABLE ASSY 4 WAYS AWG=26 2.5P UL2468 L=540mm	DIGITAL BD-J1010A
9	276-011843-01	CABLE ASSY 1 WAY AWG18 UL1007 BLACK L=100mm W/ RING TERMINAL (RoHS)	KEYBOARD-J201
10	276-052613-08	CABLE ASSY 5 WAYS AWG26 2.5P UL1007 L=160mm (RoHS)	LED BD-J204A
11	276-011800-00	CABLE ASSY 1 WAY AWG18 UL1007 BLACK L=250mm W/ RING TERMINAL	MAIN BD-J701
12	276-032613-18	CABLE ASSY 3 WAYS AWG=26 2.5P L=110mm	MAIN BD-J6106B
13	276-032613-19	CABLE ASSY 3 WAYS AWG=26 2.5P L=60mm	MAIN BD-J6105B
14	276-032613-29	CABLE ASSY 3 WAYS AWG26X2C UL2547 L=210mm (UL LABEL) (RoHS)	MAIN BD-J715A
15	276-082613-22	CABLE ASSY 8 WAYS AWG=26X3C L=480mm (RoHS)	MAIN BD-J709A
16	276-102613-14	CABLE ASSY 10 WAYS AWG26 2.5P UL1007 L=460mm (UL LABEL)	MA BD-J350B
17	276-122613-16	CABLE ASSY 12 WAYS AWG26 2.5P UL2468 L=230mm (UL LABEL) (RoHS)	MA BD-J502B
18	276-142613-02	CABLE ASSY 14 WAYS #26 2.5P UL1007 L=540mm (RoHS)	MA BD-J8101B
19	276-031823-09	CABLE ASSY 3 WAYS AWG=18 3.96P UL1015 L=320mm	SPK BD-J782B1, J782B2, J782B3
20	276-031823-11	CABLE ASSY 3 WAYS AWG=18 3.96P UL1015 L=350mm	SPK BD-J582B1, J582B2, J582B3
21	276-051840-00	CABLE ASSY 5 WAYS AWG18 3.96P UL1007 L=270mm (V/BL/Y)	SPK BD-J801B1-B5
22	276-051823-09	CABLE ASSY 5 WAYS AWG=18 3.96P UL1007 L=120mm (BR/R/O)	SPK BD-J501B1, J501B2, J501B3
23	276-031823-16	CABLE ASSY 3 WAYS AWG=18 3.96P UL1015 L=240mm REV.C	SPK BD-J504B1, J504B2, J504B3
24	235-018513-01	STRANDED WIRE AWG=18 L=130mm BLACK TIN LEAD UL1007	SPK BD-J786A, J788A
25	276-062613-05	CABEL ASSY 6 WAYS AWG=26 2.5P UL1533X1C L=350mm (RoHS)	PO BD-J612A

Item	Database Part Number	Description	Remark
26	276-062613-10	CABLE ASSY 6 WAYS AWG=26 2.5P UL1533 L=700MM (RoHS)	PO BD-J611A
27	276-011643-29	CABLE ASSY 1 WAY AWG=16 UL1672 BROWN L=100mm	PS BD-J756
28	276-011643-69	CABLE ASSY 1 WAY AWG=16 UL1672 BLUE L=100mm	PS BD-J757
29	276-042613-07	CABLE ASSY 4 WAYS AWG26 2.5P UL2468 L=400mm (ROHS)	PS BD-J753A
30	276-041823-07	CABLE ASSY 4 WAYS AWG=18 UL1672 L=150mm	SE BD-J802A
31	276-041823-12	CABLE ASSY 4 WAYS AWG=18 3.96P UL1007 L=170mm YB03083002	SE BD-J803A1, J803A2
32	276-081823-03	CABLE ASSY 8 WAYS AWG=18 3.96P UL1672 L=150mm	SE BD-J801A
33	276-082613-28	CABLE ASSY 8 WAYS AWG=26 2.5P SHIELDED L=480mm (UL LABEL) (RoHS)	SV BD-J414A
34	276-011843-01	CABLE ASSY 1 WAY AWG18 UL1007 BLACK L=100mm W/ RING TERMINAL (RoHS)	V6 BD-P4401
35	238-030070-20	FFC CABLE 30 PINS P1.25 L=70mm W/SHIELD	J601C
36	238-172820-03	FFC CABLE 17 PINS P1.25 L=200mm W/ SHIELD	J720C
37	238-200016-00	FFC CABLE 20 PINS P1.25 L=160mm W/ SHIELD	J604C
38	238-280017-00	FFC CABLE 28 PINS P1.25 L=170mm W/ SHIELD	J6102C, J6103C
39	238-300222-00	FFC CABLE 30 PINS P1.25 L=220mm W/ SHIELD	J713C, J714C
40	276-011643-23	CABLE ASSY 1 WAY AWG=16 UL 1015 GREEN/YELLOW L=100mm (RoHS)	1-CHASSIS GND
41	276-011643-29	CABLE ASSY 1 WAY AWG=16 UL1672 BROWN L=100mm	1-INLET/ PSU.BD (L), J761_L
42	276-011643-69	CABLE ASSY 1 WAY AWG=16 UL1672 BLUE L=100mm	1-INLET/ PSU.BD, J761_N
43	276-042613-10	CABLE ASSY 4 WAYS AWG=26 2.5P UL2877 L=430mm (RoHS)	RS BD-J901A
44	276-022613-18	CABLE ASSY 2 WAYS P2.5 AWG26 UL2877 L=280mm	CV BD-J512A
45	276-062613-25	CABLE ASSY 6 WAYS AWG26 2.5P UL1007 L=380mm (RoHS)	CV BD-J207B

BLOCK DIAGRAM

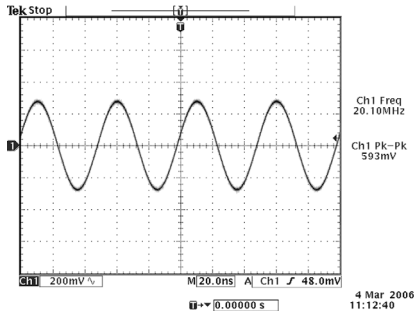


SPECIAL FUNCTION

FEATURE	KEYS PRESS ON FRONT PANEL
RESET FOR AH VERSION	VIDEO + TONE DEFEAT
RESET FOR C VERSION	VIDEO + TONE CONTROLS
NTSC / PAL SELECTION	VIDEO + MEMORY
VFD ALL DISPLAY	AUDIO + TAPE MONITOR
AM FREQ. STEP	AM/FM + FM MUTE
COLOUR BAR GENERATOR	AUDIO + DIGITAL AUDIO
(VC-version units only)	(all monitor outputs will show the generated colour bar)

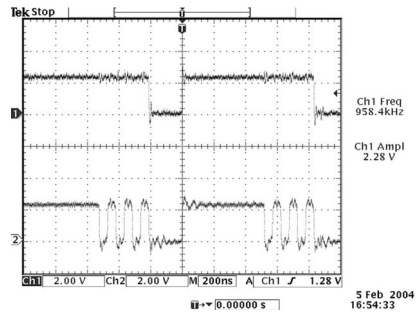
DETAILS & WAVEFORMS ON SYSTEM TEST & DEBUGGING

T89C51RD2 (U202) main clock is at 20MHz (X202)

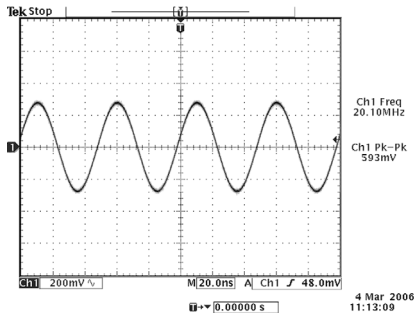


UPPER - OUTPUT ENABLE (pin 24) of EPROM (W27C02) when changing SURROUND MODES

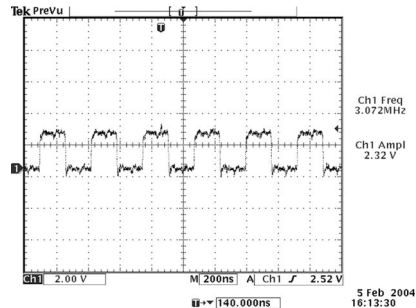
LOWER - CHIP ENABLE (pin 22) of EPROM (W27C02) when changing SURROUND MODES



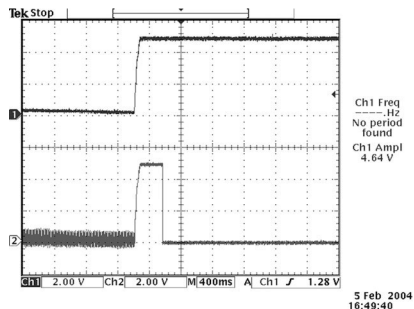
T89C51RD2 (U201) main clock is at 20MHz (X201)



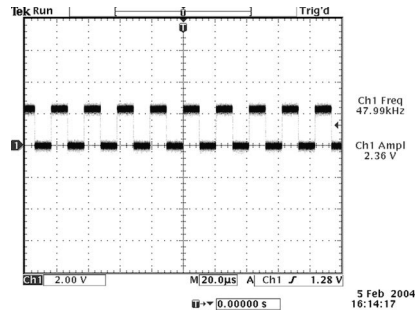
SCLK (pin 43 of CS49326)



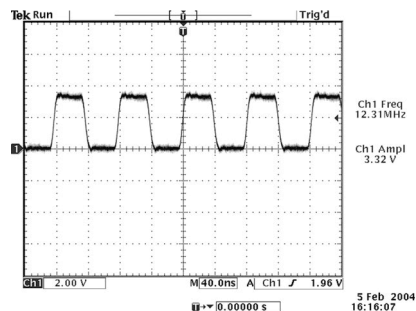
UPPER - +5V supply to KEYBOARD when power up
LOWER - RESET line (TCM810LENB713) when power up



LRCLK (pin 42 of CS49326)



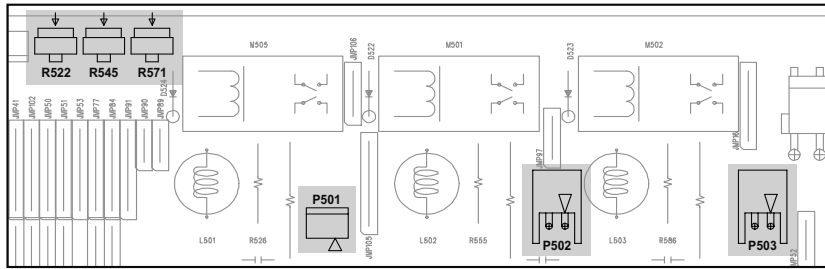
MCLK (pin 30 of CS49326)



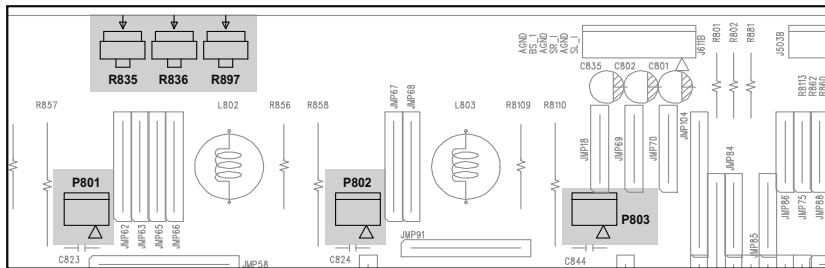
NOTE: The waveforms are based on software version V2.13V.

ADJUSTMENT POINT DIAGRAM

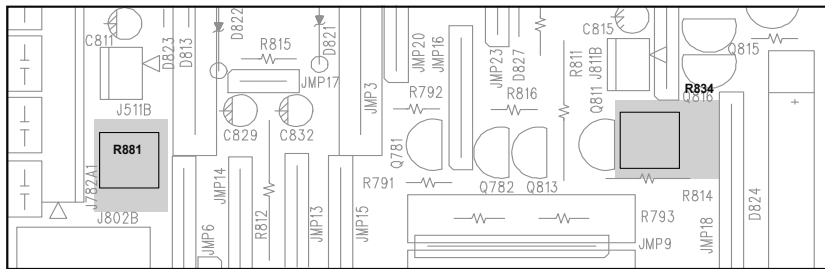
FRONT/CENTER AMPLIFIER BOARD



SURROUND AMPLIFIER BOARD



ISC BOARD



AMPLIFIER ADJUSTMENT

Idle Current

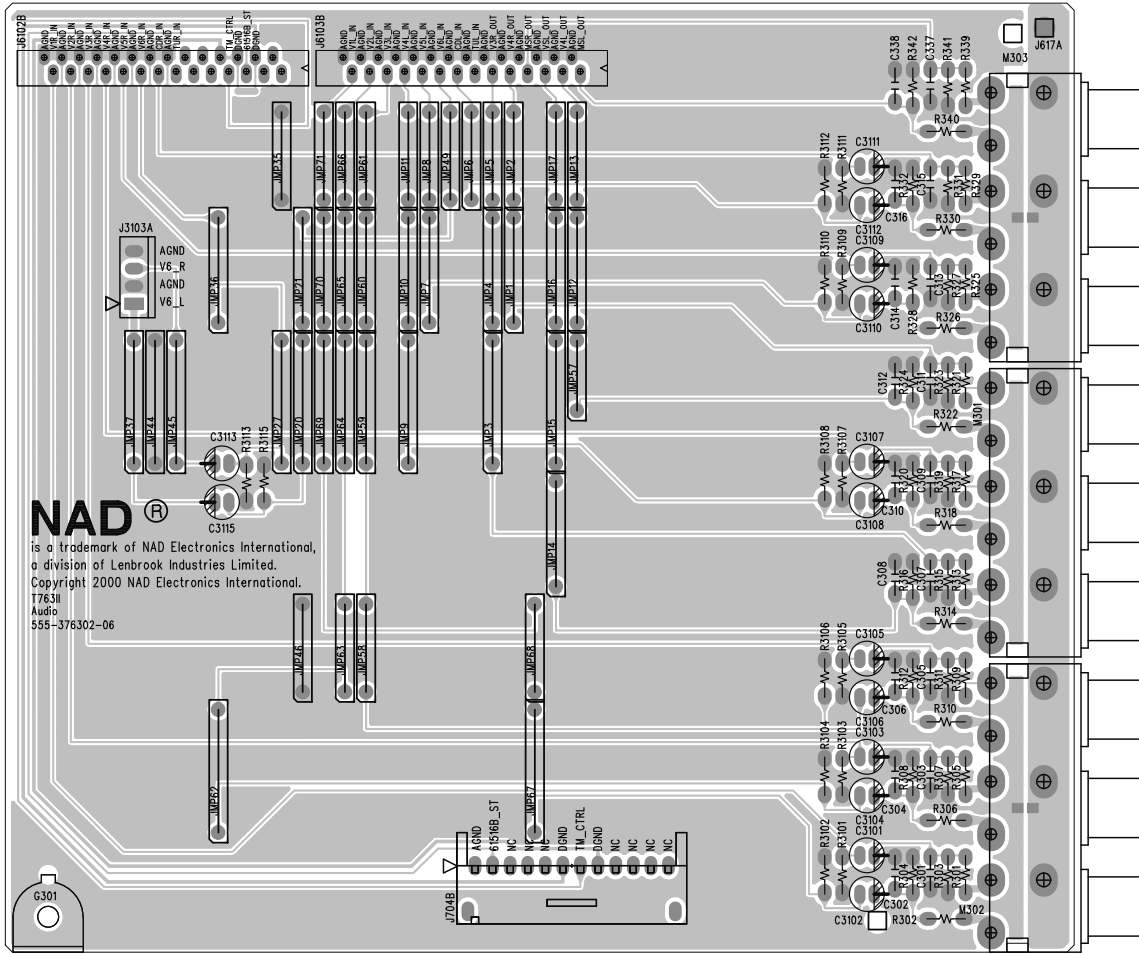
1. Rotate R522 fully clockwise.
2. Connect DC millivoltmeter to P501 (i.e. Across half of R523, 0.22 Ohm resistor).
3. Turn on the unit.
4. Adjust R522 for 1mV reading on voltmeter.
5. Leave power on for at least 5 min, and check for idle current again.
6. Repeat for other channels.

CHANNEL	JUMPER	VR
FL	P501	R522
FR	P502	R545
C	P503	R571
SL	P801	R835
SR	P802	R836
BS	P803	R897

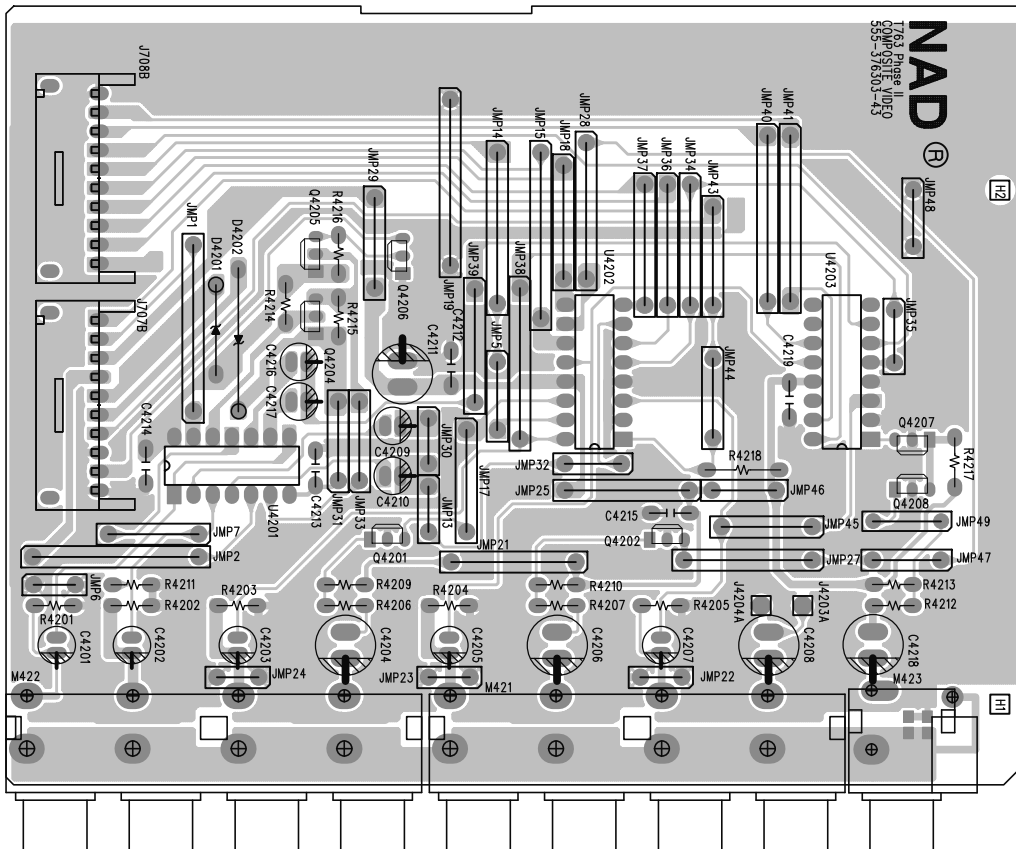
ISC Sensitivity

1. Connect 8 ohm loading to all channels.
2. Rotate R881 fully clockwise.
3. Load all channels at full power using 1kHz sine wave.
4. At this time, monitor the THD of the SL,SR,BS output. Clipping should occur before full power achieved.
5. Rotate R834 counter-clockwise slowly until the THD just below 0.1%.
6. Repeat step 2-5 for R834 but monitor FL, FR & Center output.
7. The procedure is finish at this step.
8. Load all channels at full power using 1kHz sine wave with 4 ohm load.
9. The clipping power(at THD 0.1%) should less than 85W.

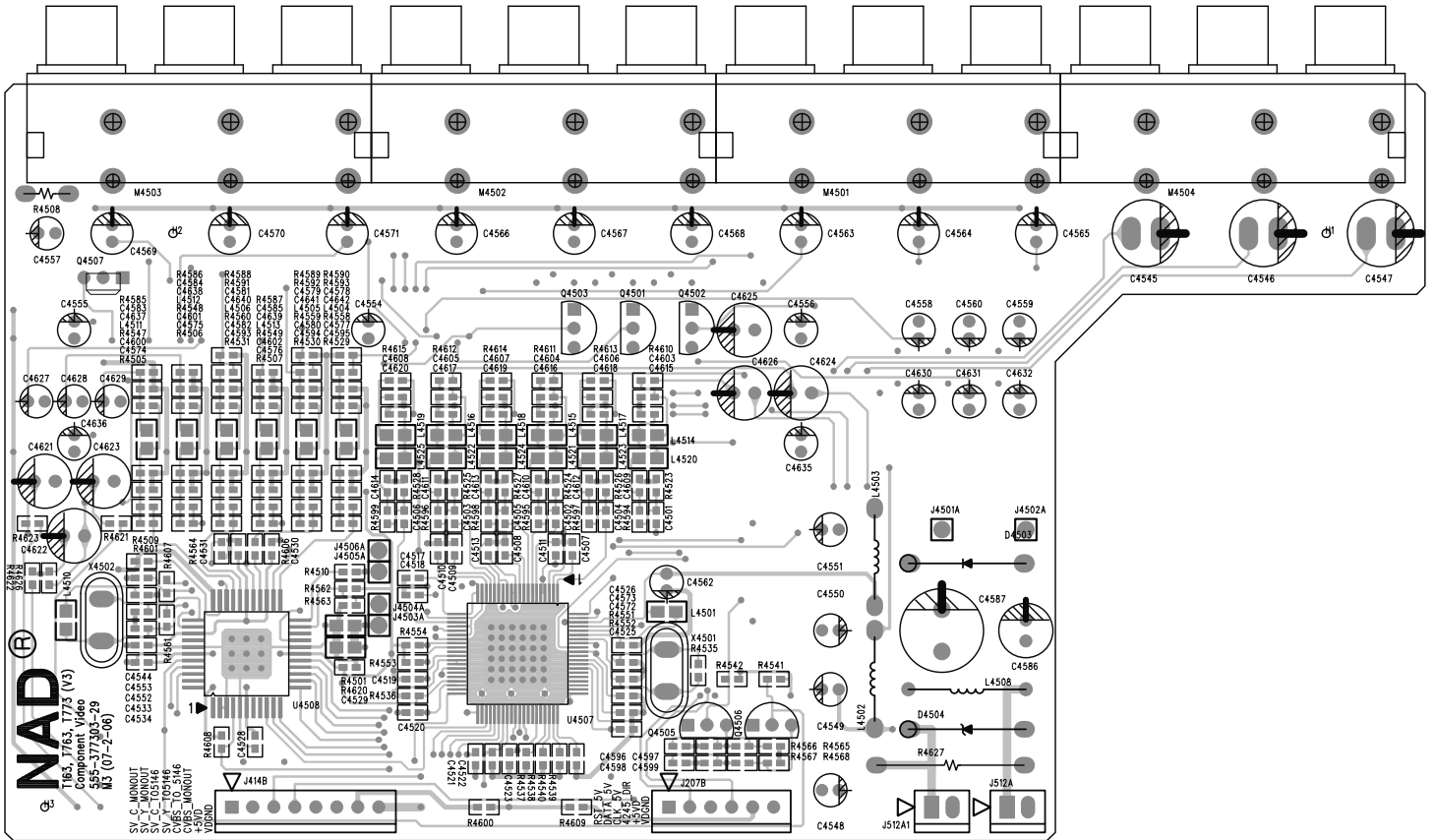
PCB LAYOUT AUDIO BOARD



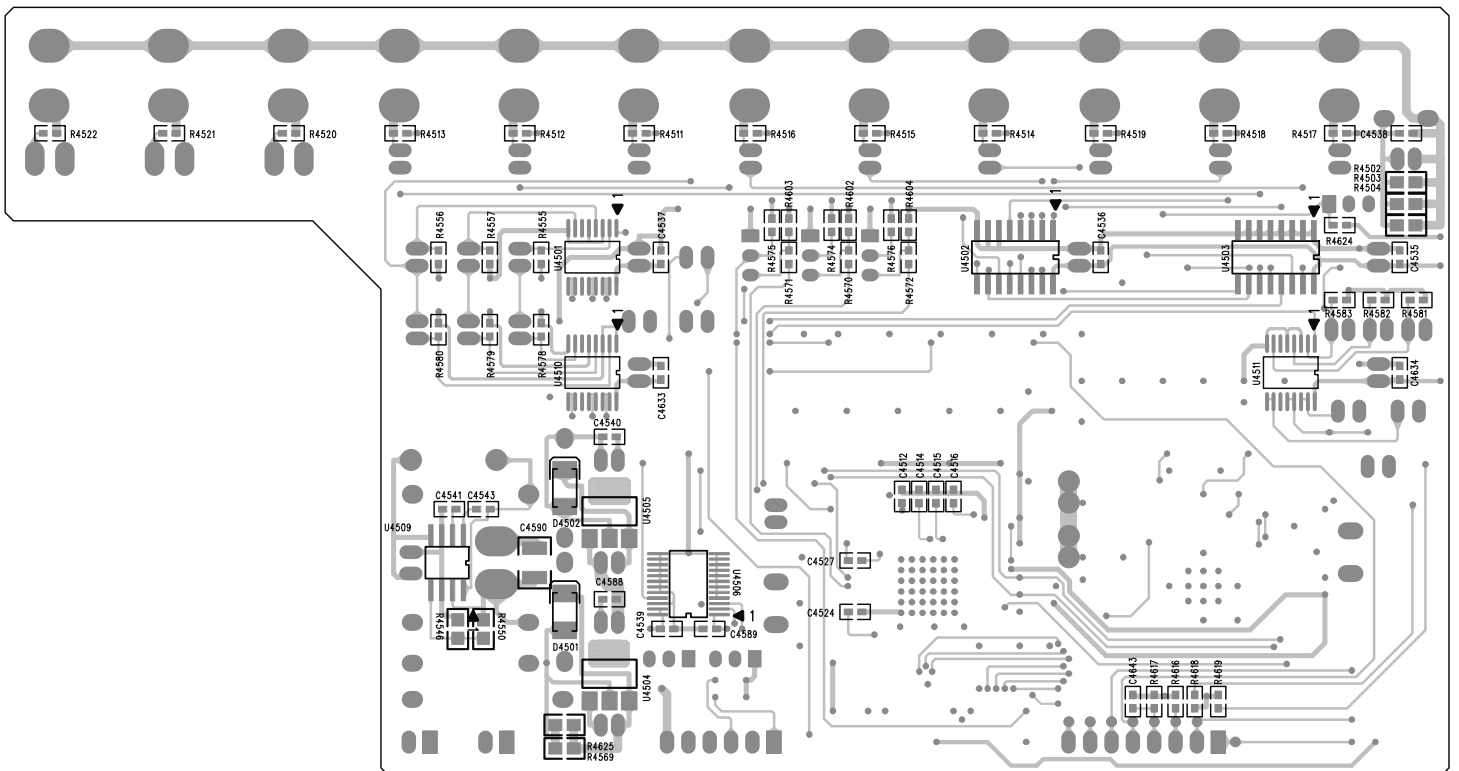
COMPOSITE VIDEO BOARD



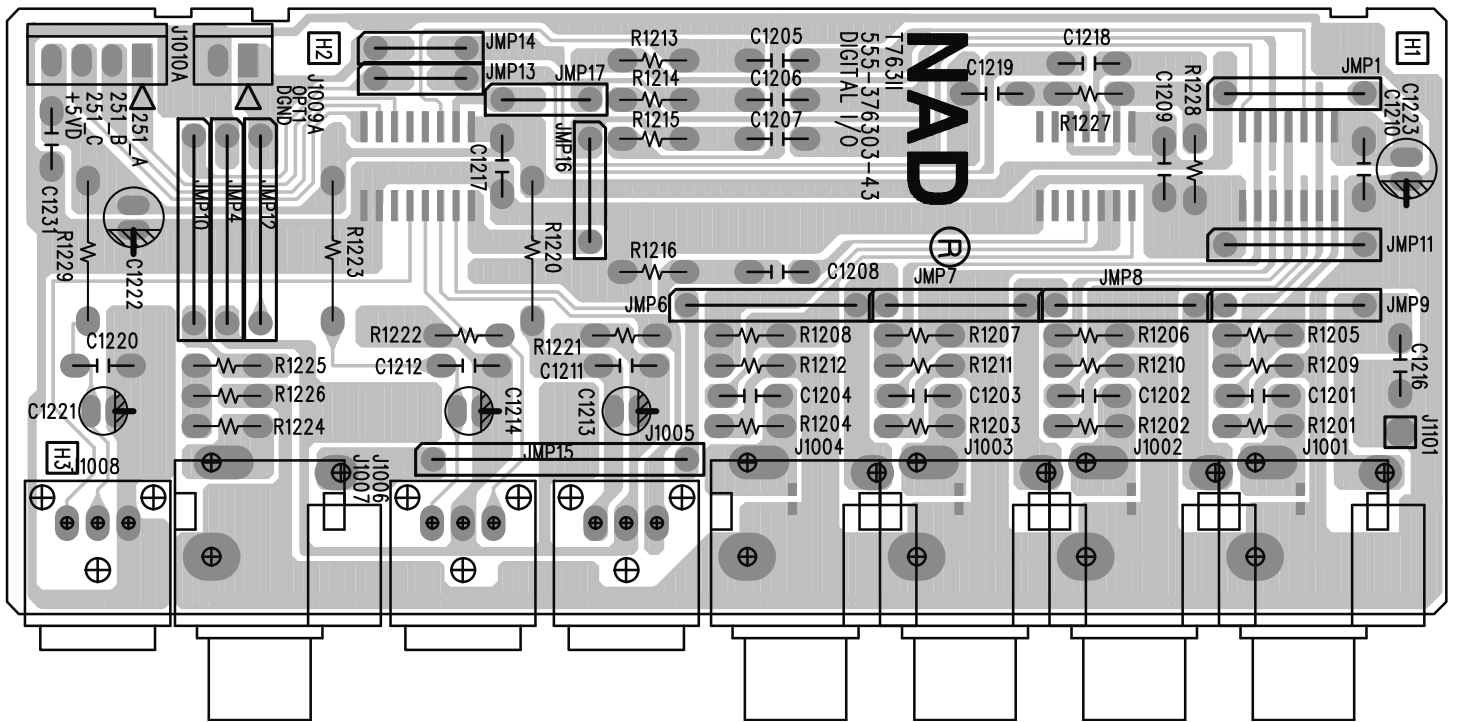
COMPONENT VIDEO BOARD - COMPONENT SIDE



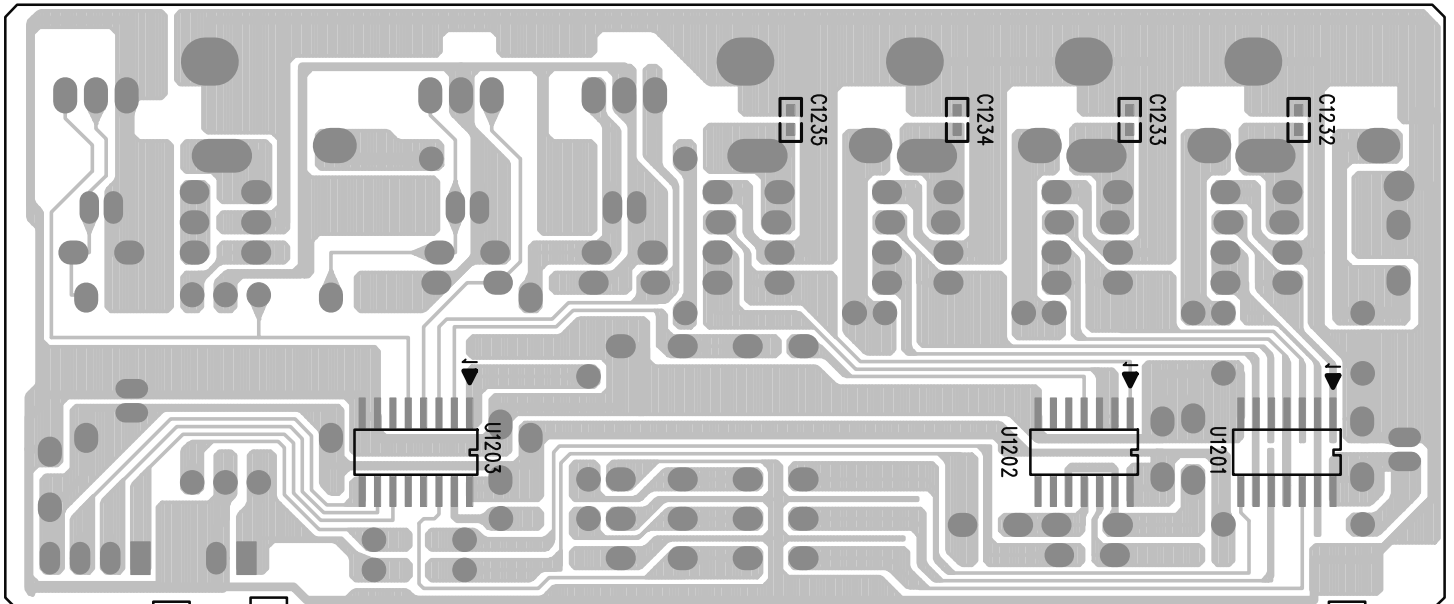
COMPONENT VIDEO BOARD - COPPER SIDE



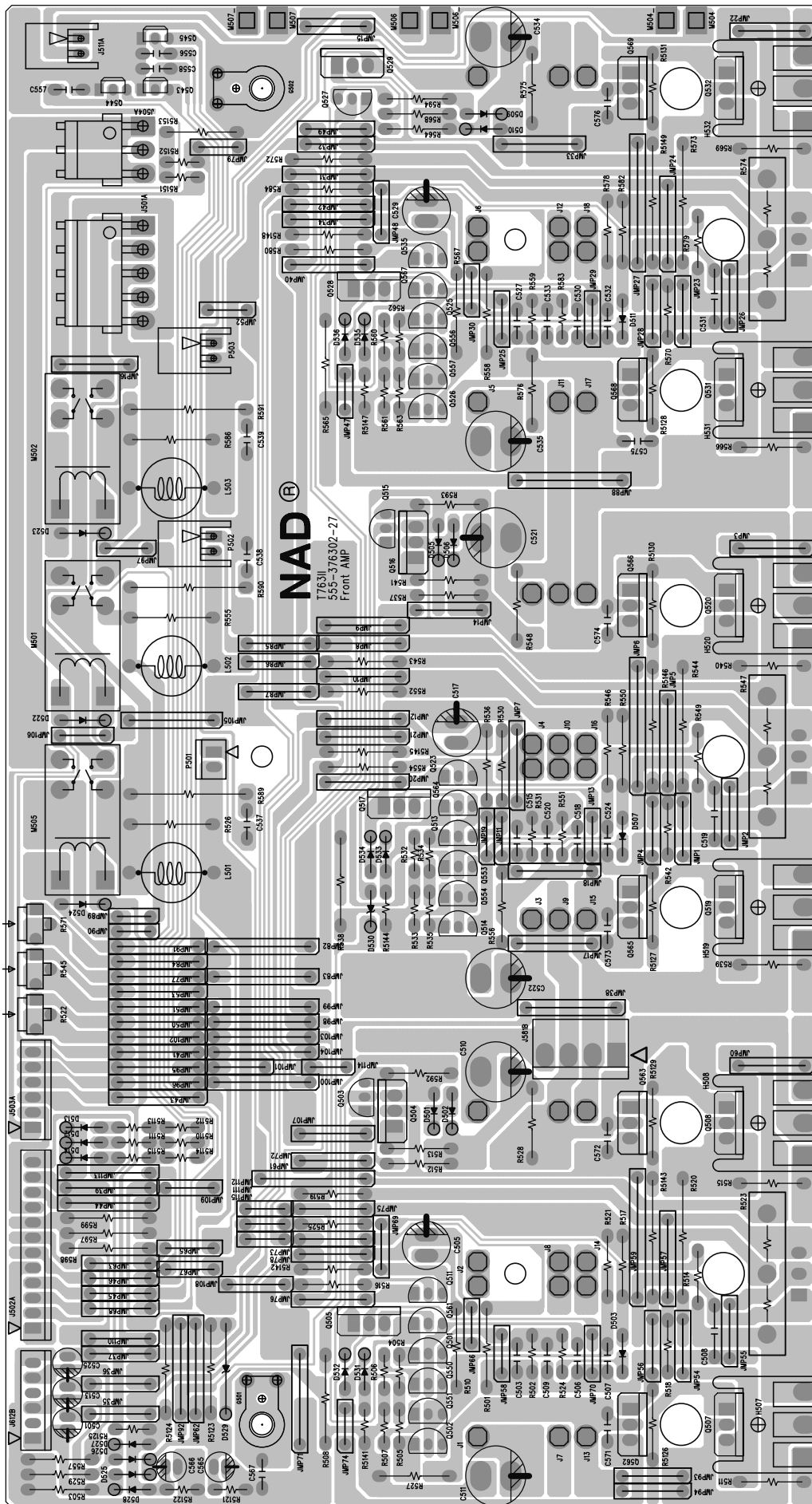
DIGITAL BOARD - COMPONENT SIDE



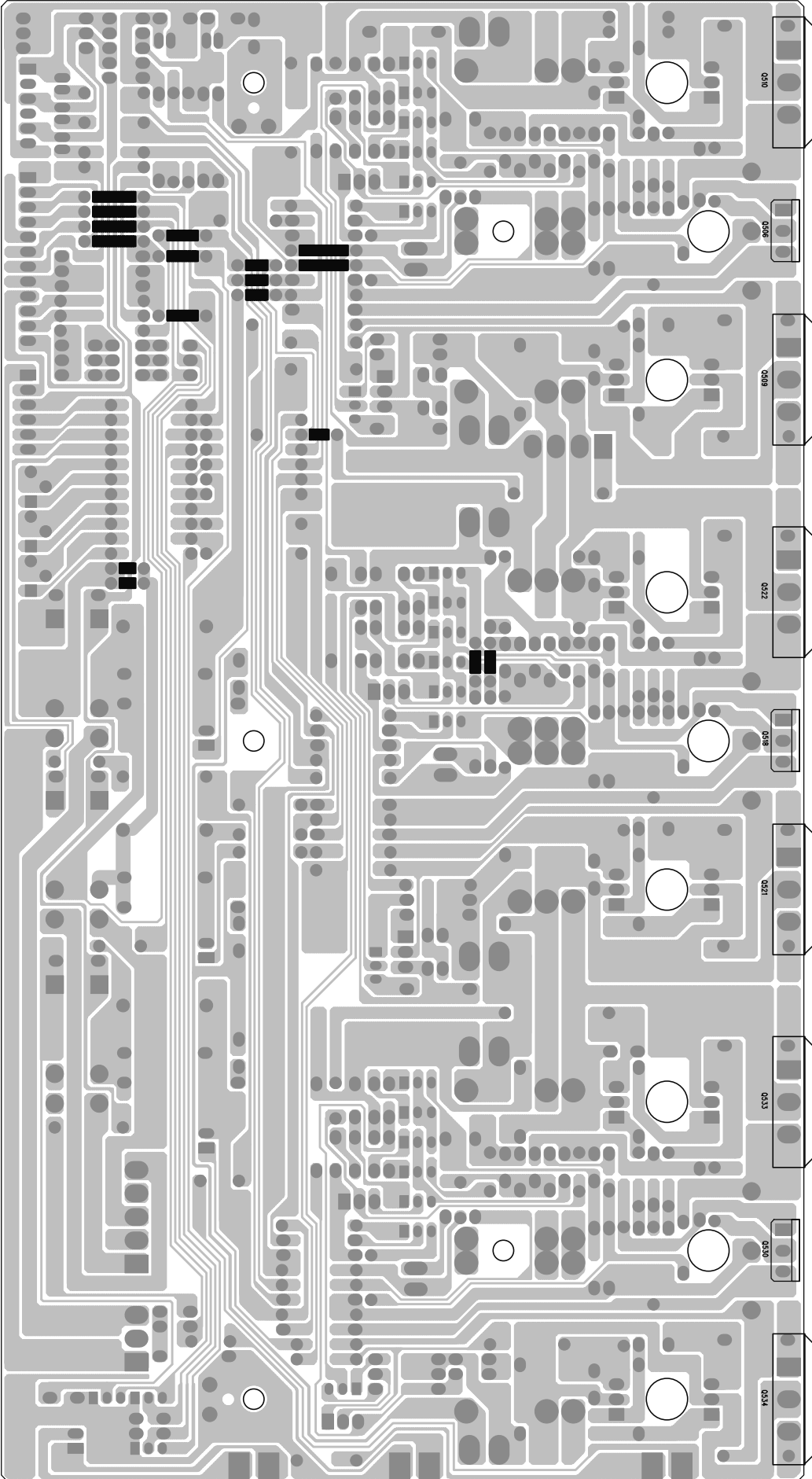
DIGITAL BOARD - COPPER SIDE



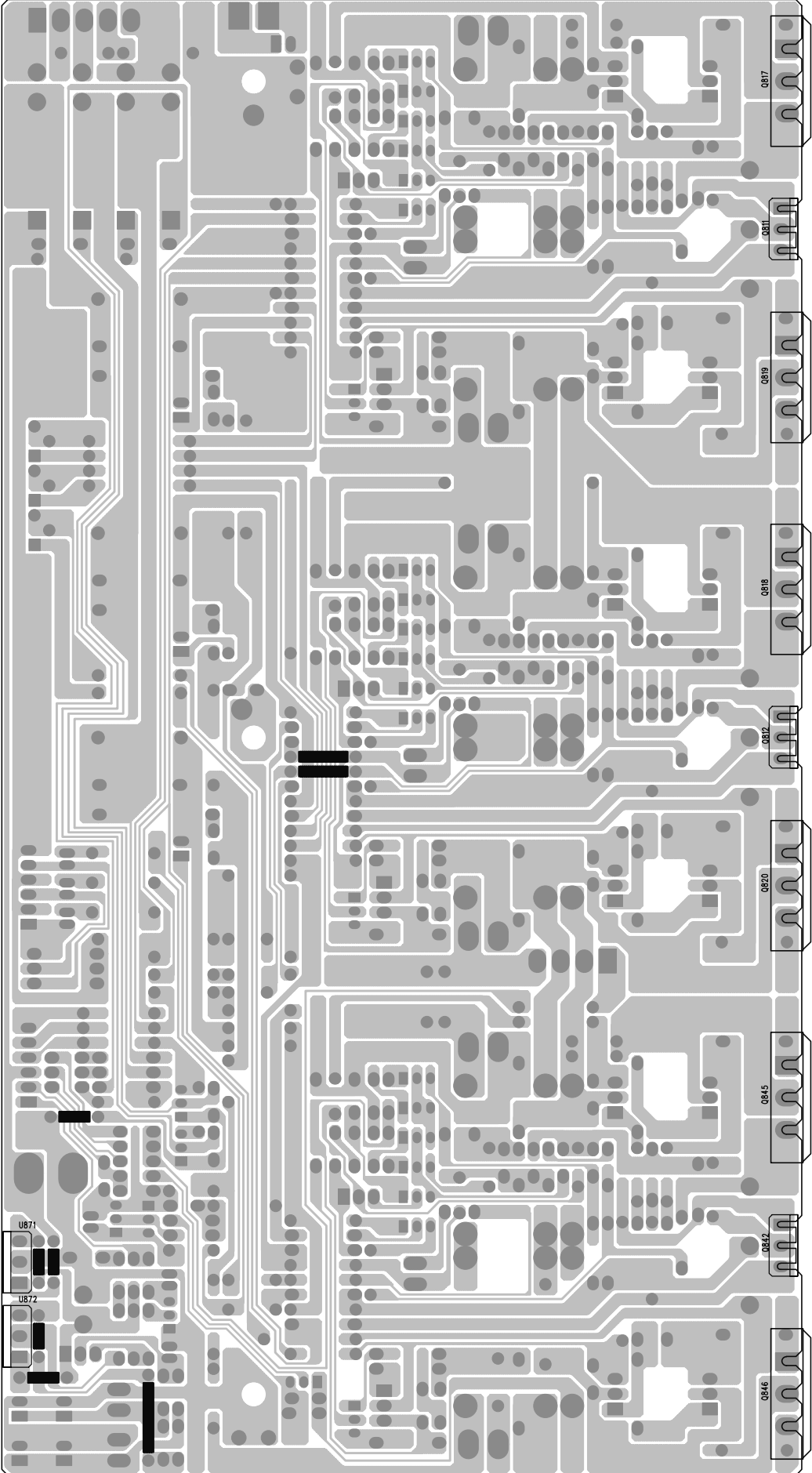
FRONT/CENTER AMPLIFIER BOARD - COMPONENT SIDE



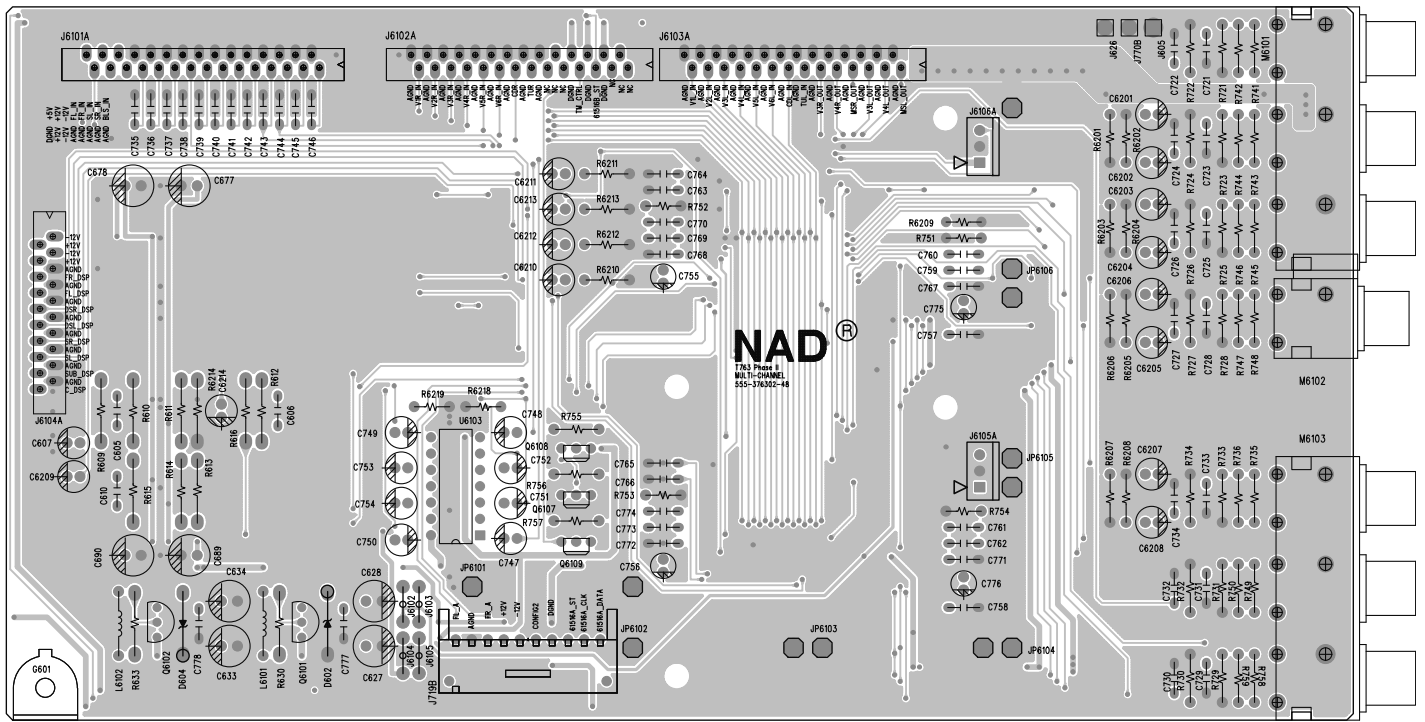
FRONT/CENTER AMPLIFIER BOARD - COPPER SIDE



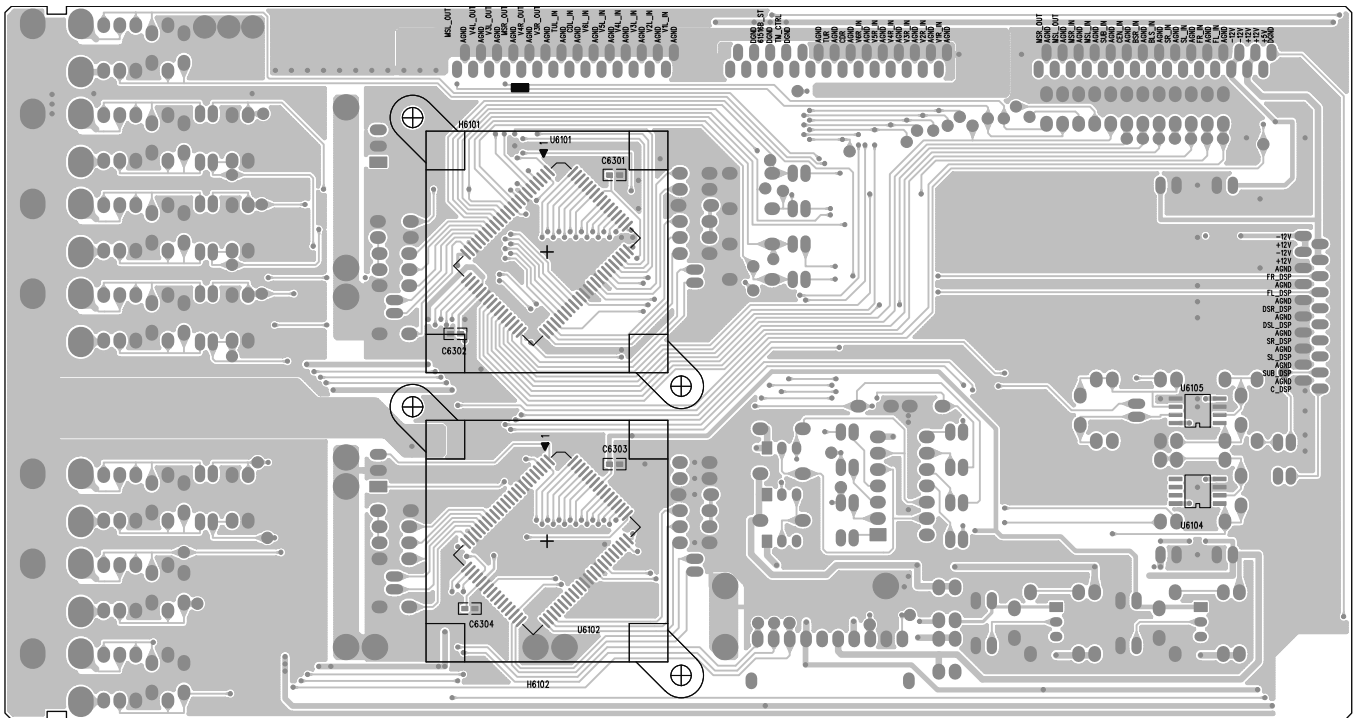
SURROUND AMPLIFIER BOARD - COPPER SIDE



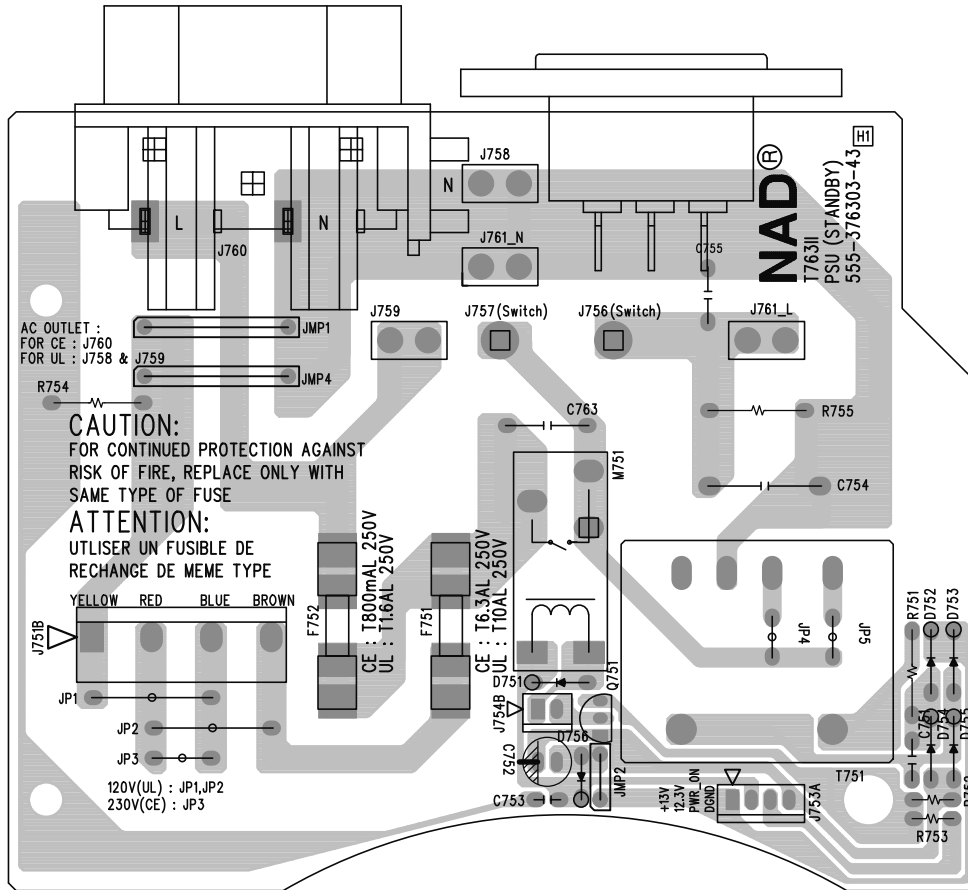
MULTI-CHANNEL BOARD - COMPONENT SIDE



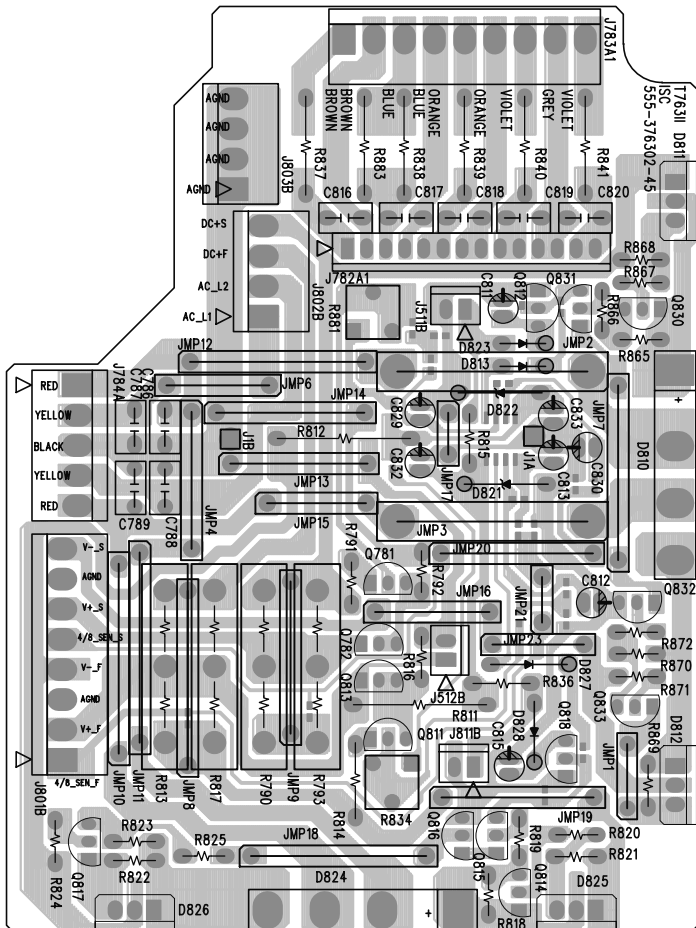
MULTI-CHANNEL BOARD - COPPER SIDE



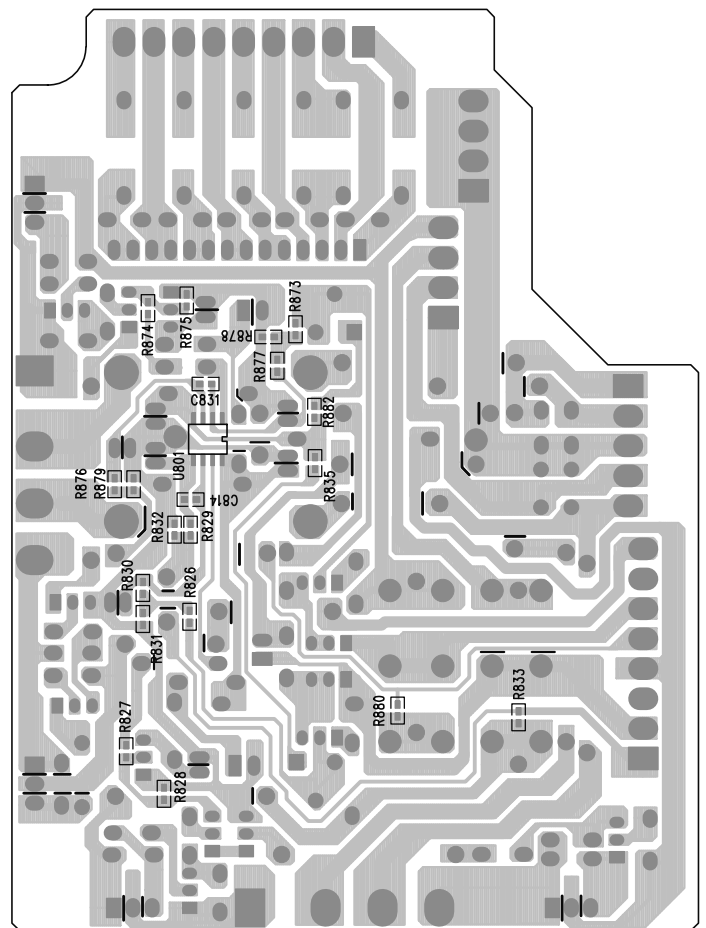
POWER SUPPLY (STANDBY)



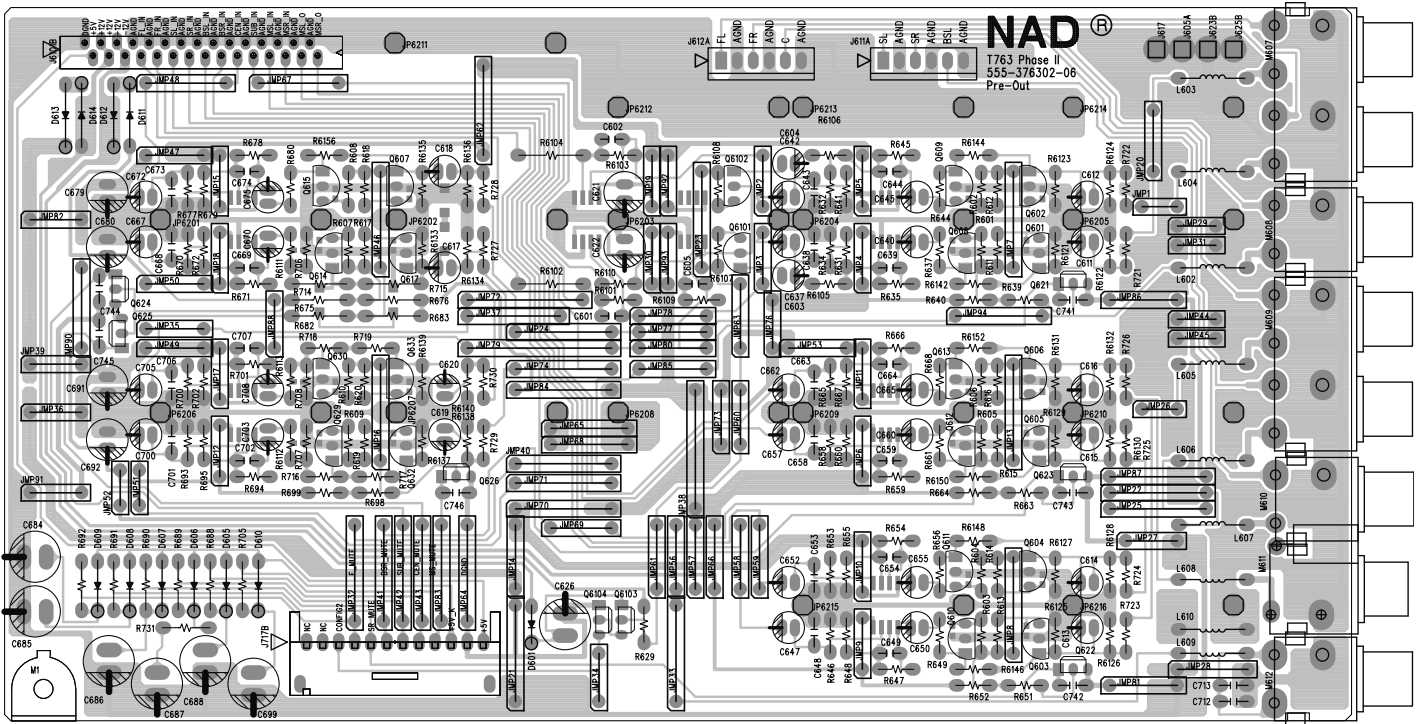
ISC BOARD - COMPONENT SIDE



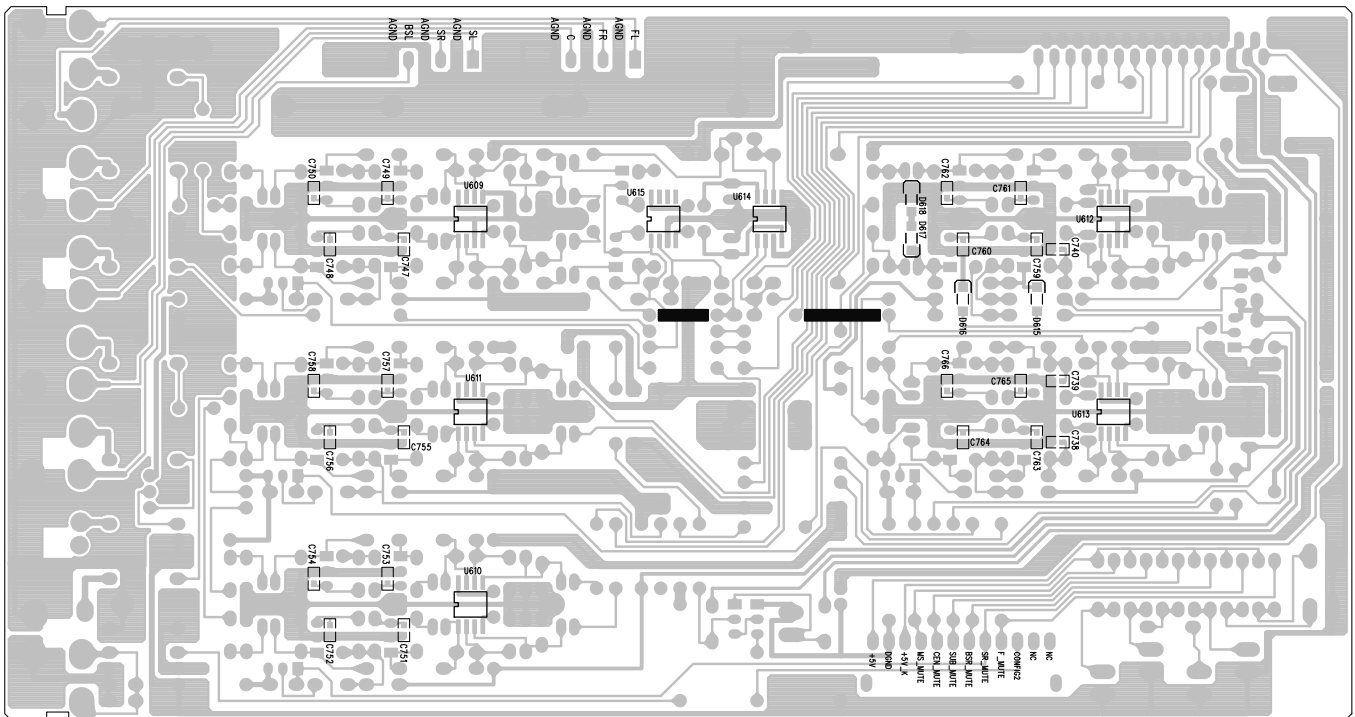
ISC BOARD - COPPER SIDE



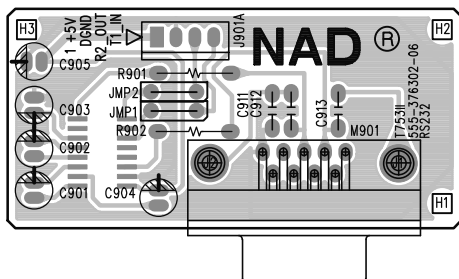
PRE-OUT BOARD - COMPONENT SIDE



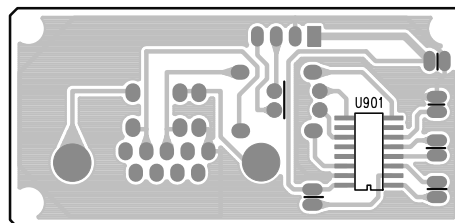
PRE-OUT BOARD - COPPER SIDE




RS-232 BOARD - COPPER SIDE



- COMPONENT SIDE

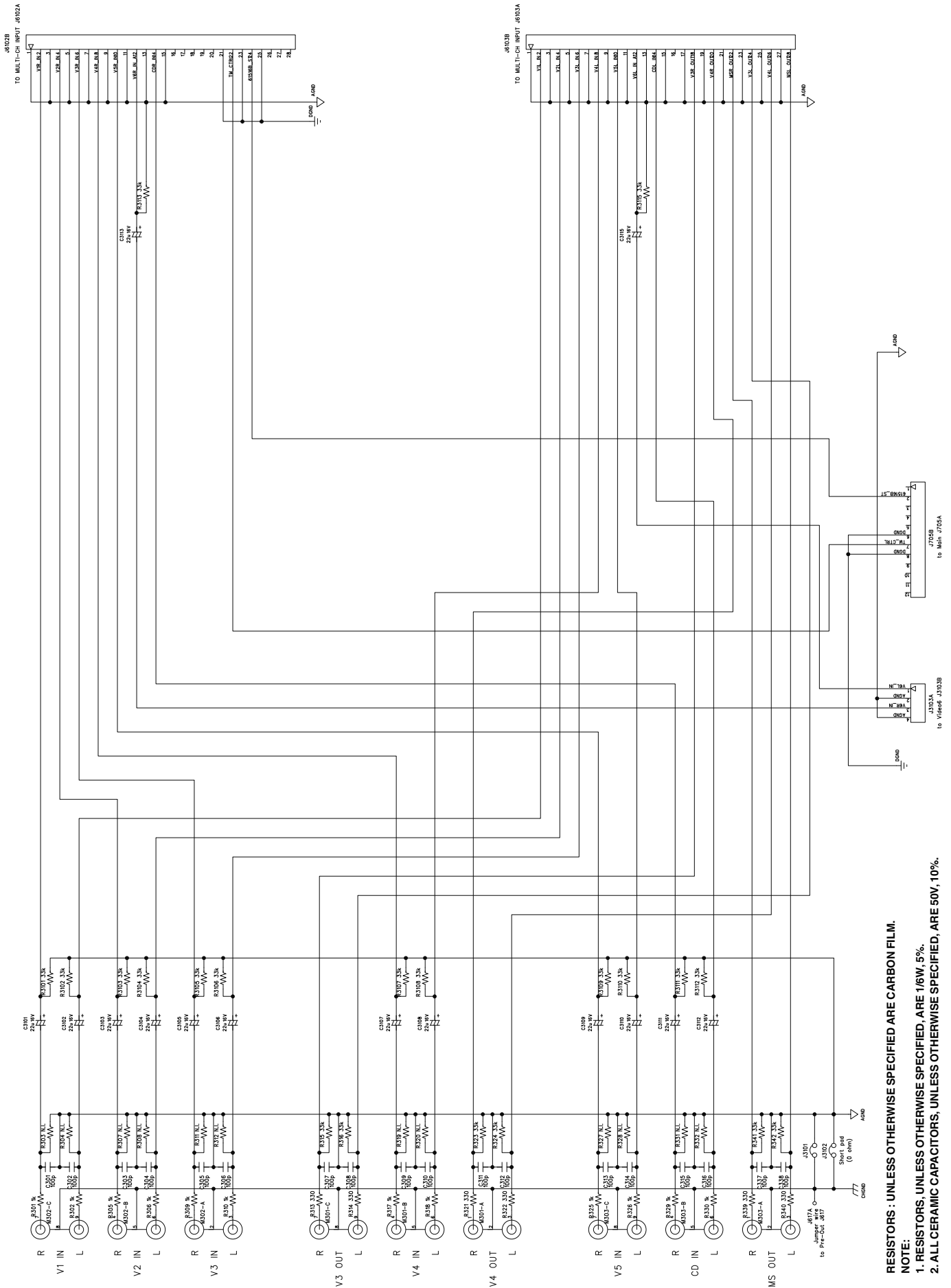


S-VIDEO BOARD

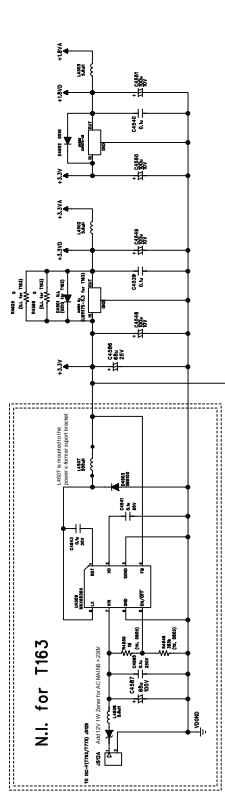
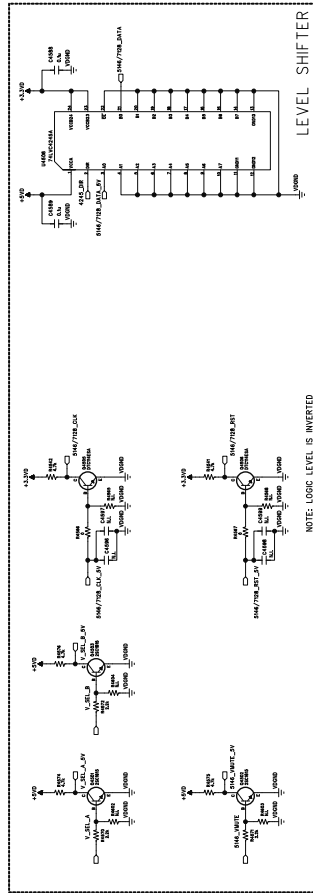
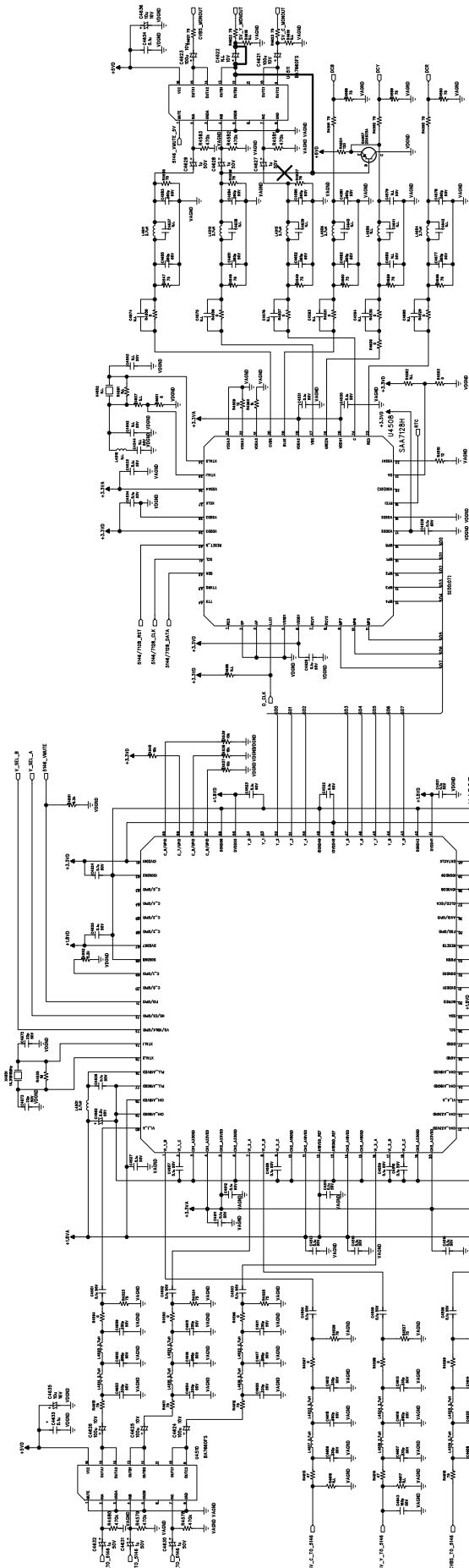


NAD®
 T763 Phase II
 S-VIDEO
 555-376303-43

SCHEMATIC DIAGRAM AUDIO SWITCH

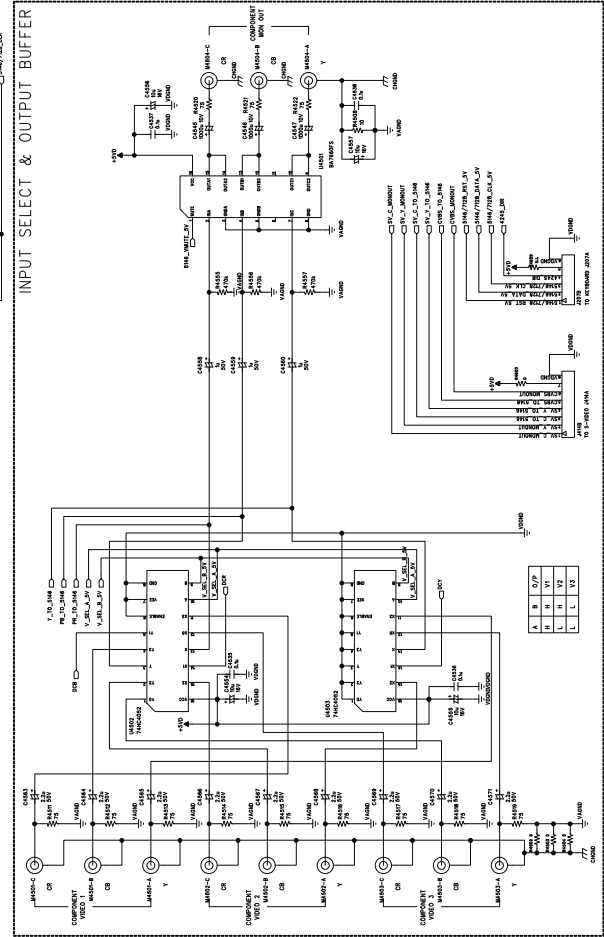


COMPONENT VIDEO

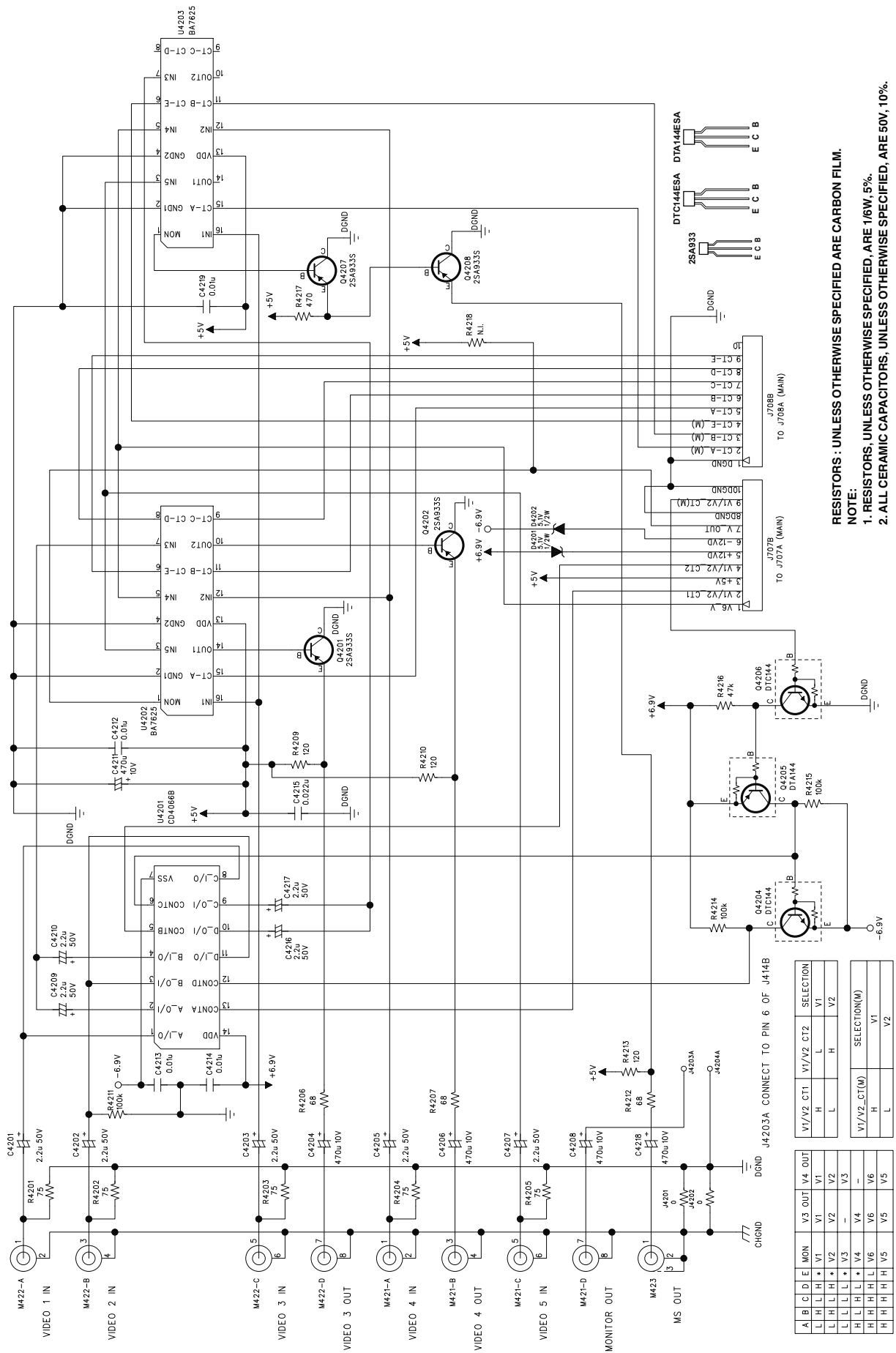


POWER SUPPLY

- NOTE:**
1. RESISTORS, UNLESS OTHERWISE SPECIFIED, ARE 1/6W, 5% CARBON FILM.
 2. ALL CERAMIC CAPACITORS, UNLESS OTHERWISE SPECIFIED, ARE 50V, 10%.
 3. SOME COMPONENTS & FEATURES MAY NOT BE AVAILABLE:
- A) INPUT FILTER TO TV5146
 - B) SIGNAL "5146_VMUTE" (previously named "RGB_MUTE"), WHICH EXTENDS THE MUTE SIGNAL TO BOTH THE S-VIDEO AND CVBS CIRCUITS



COMPOSITE VIDEO



RESISTORS : UNLESS OTHERWISE SPECIFIED ARE CARBON FILM.
NOTE:
1. RESISTORS, UNLESS OTHERWISE SPECIFIED, ARE 1/6W, 5%.
2. ALL CERAMIC CAPACITORS, UNLESS OTHERWISE SPECIFIED, ARE 50V, 10%.

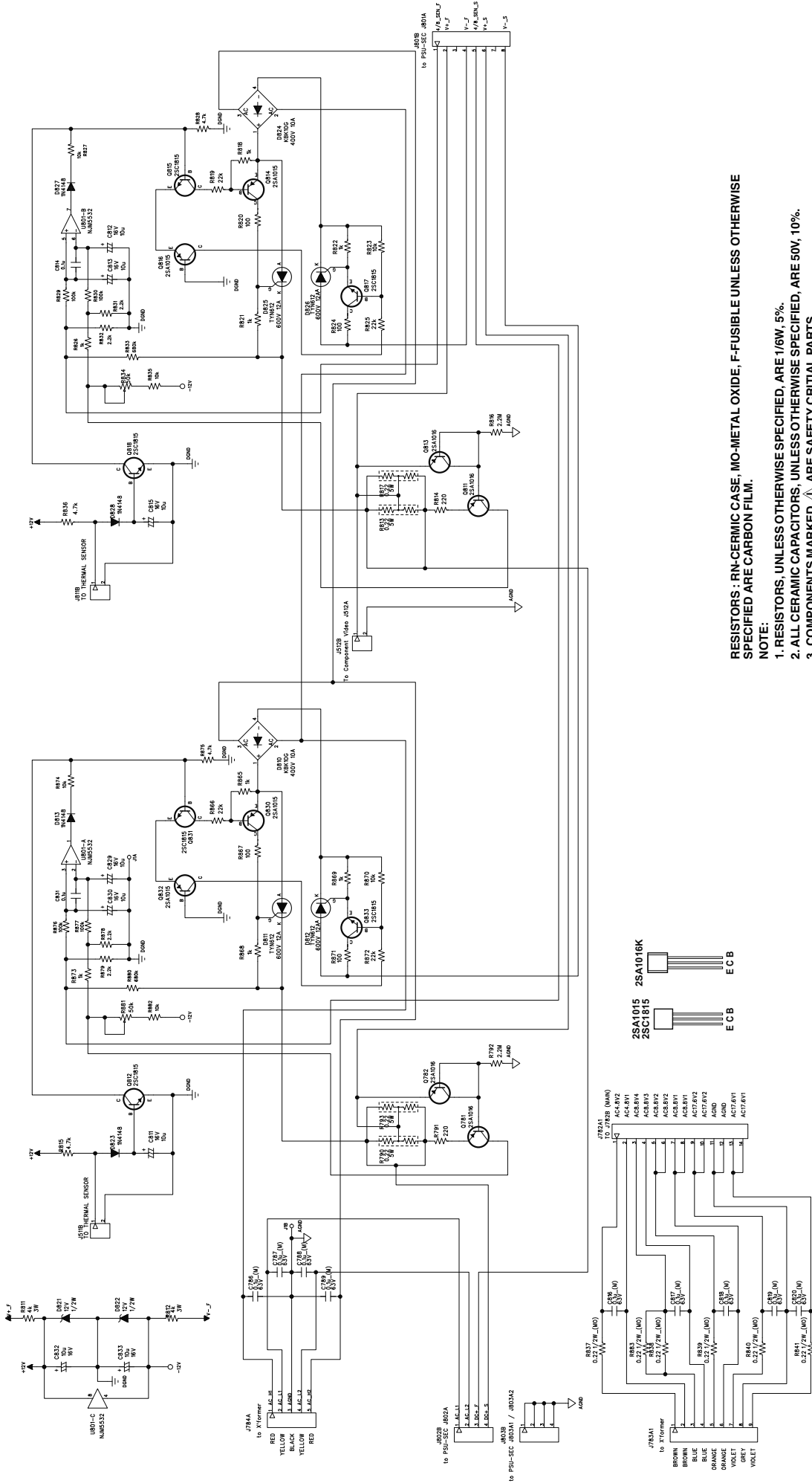
A	B	C	D	E	MON	V3	OUT	V4	OUT
L	H	L	H	*	V1	V1	V1	V1	
L	H	L	H	*	V2	V2	V2	V2	
L	L	L	L	*	V3	-	-	V3	
H	L	L	L	*	V4	-	-	V4	
H	H	H	H	L	V6	V6	V6	V6	
H	H	H	H	L	V5	V5	V5	V5	

SELECTION		
V1/V2	CT1	V1/V2
H	L	H
L	L	H

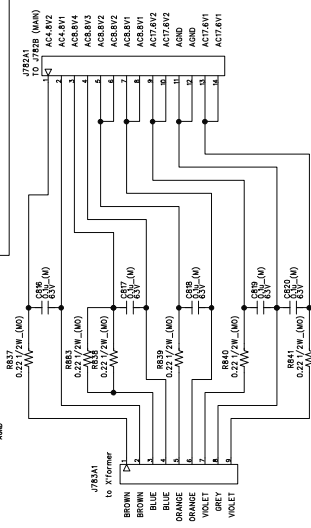
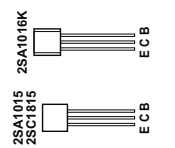
SELECTION(M)		
V1/V2	CT(M)	V1
H	L	V1
L	L	V2

ISC FOR FRONT AMP

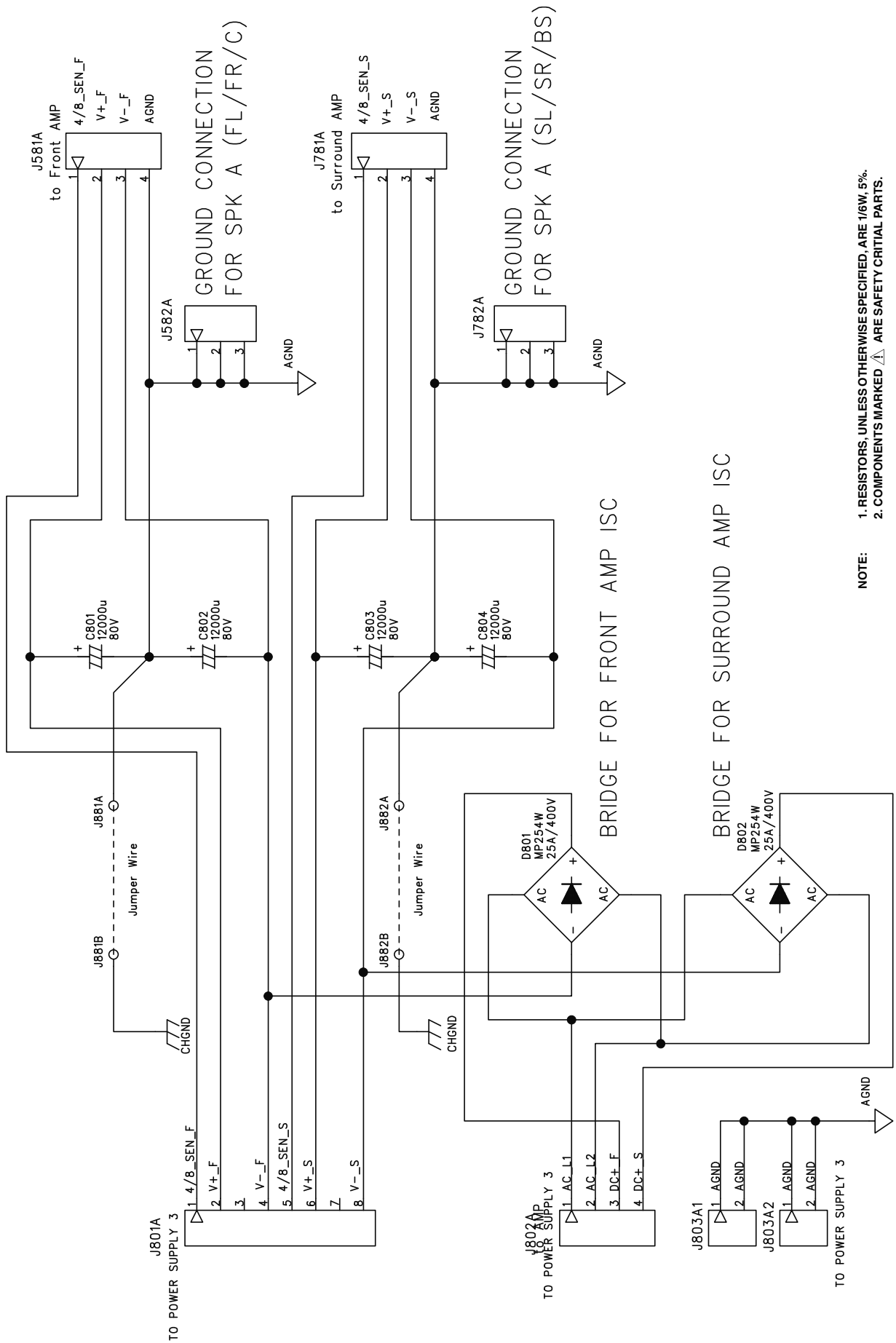
ISC FOR SURROUND AMP



RESISTORS: RN-CERMIC CASE, MO-METAL OXIDE, F-FUSIBLE UNLESS OTHERWISE SPECIFIED ARE CARBON FILM.
 NOTE:
 1. RESISTORS, UNLESS OTHERWISE SPECIFIED, ARE 1/6W, 5%.
 2. ALL CERAMIC CAPACITORS, UNLESS OTHERWISE SPECIFIED, ARE 50V, 10%.
 3. COMPONENTS MARKED Δ ARE SAFETY CRITICAL PARTS.

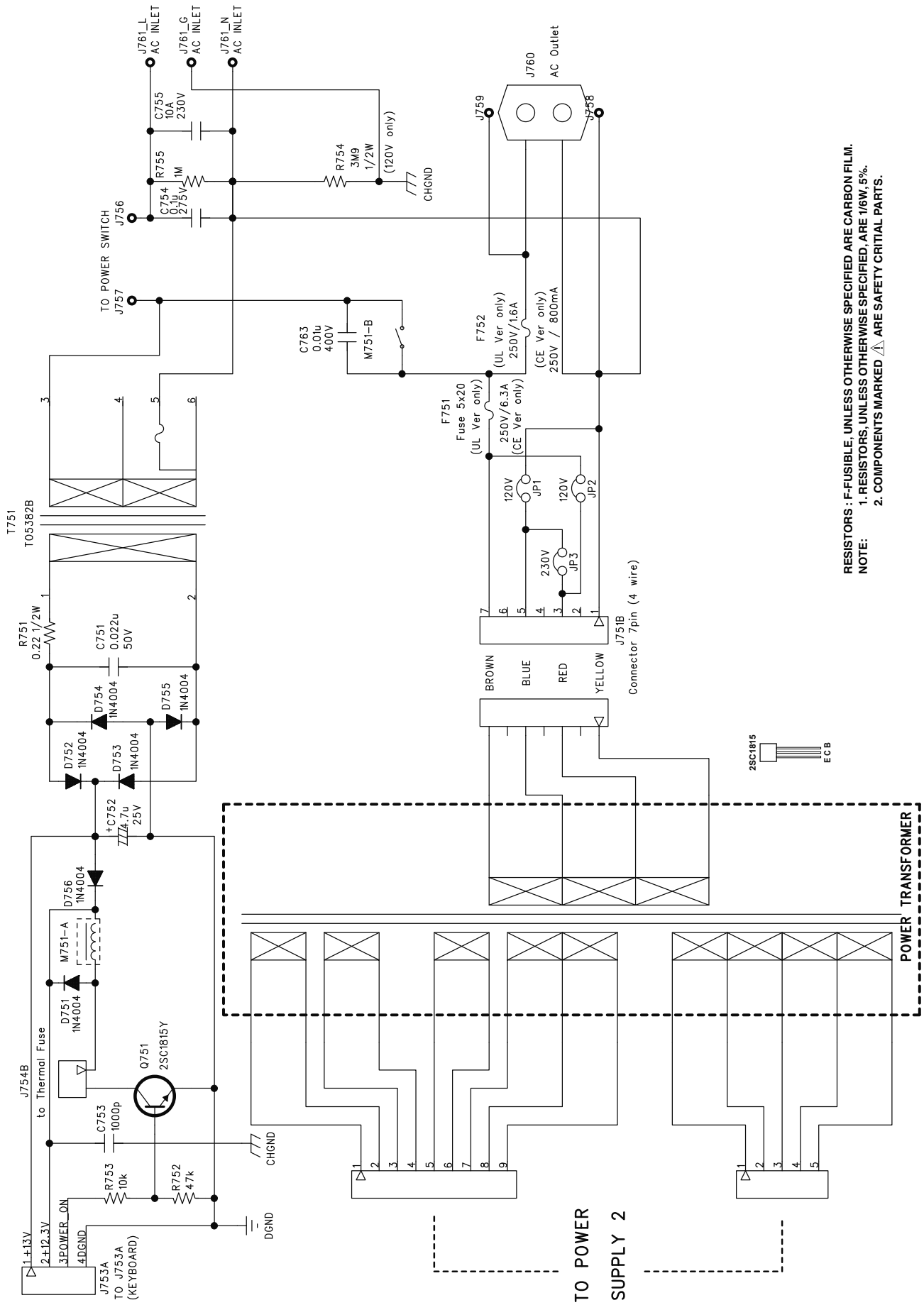


POWER SUPPLY (SECONDARY)



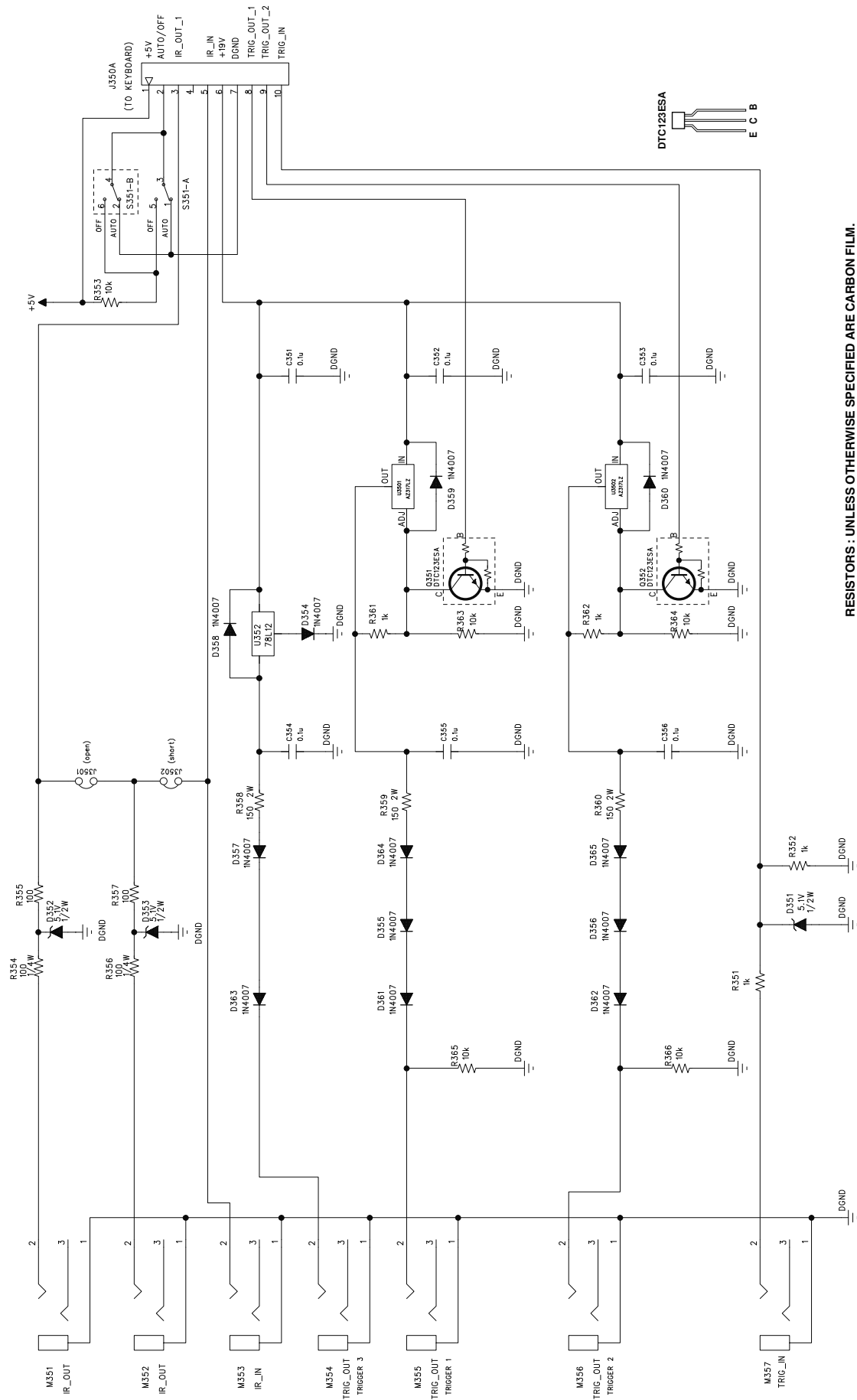
NOTE: 1. RESISTORS, UNLESS OTHERWISE SPECIFIED, ARE 1/6W, 5%.
 2. COMPONENTS MARKED  ARE SAFETY CRITICAL PARTS.

POWER SUPPLY (STAND BY)



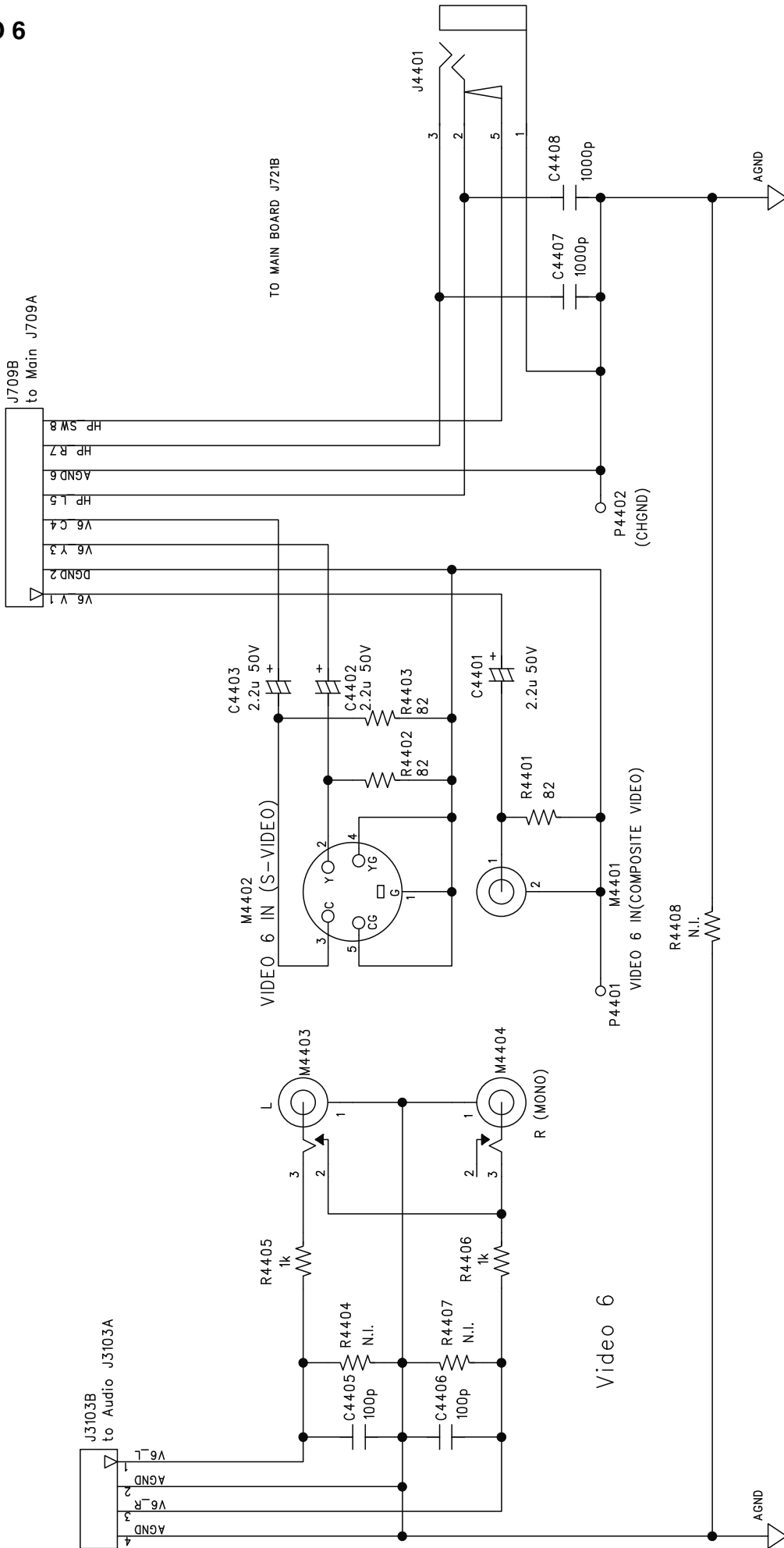
RESISTORS: F-FUSIBLE, UNLESS OTHERWISE SPECIFIED ARE CARBON FILM.
 NOTE: 1. RESISTORS, UNLESS OTHERWISE SPECIFIED, ARE 1/6W, 5%.
 2. COMPONENTS MARKED ∇ ARE SAFETY CRITICAL PARTS.

TRIGGER



RESISTORS : UNLESS OTHERWISE SPECIFIED ARE CARBON FILM.
 NOTE: 1. RESISTORS, UNLESS OTHERWISE SPECIFIED, ARE 1/6W, 5%.
 2. ALL CERAMIC CAPACITORS, UNLESS OTHERWISE SPECIFIED, ARE 50V, 10%.

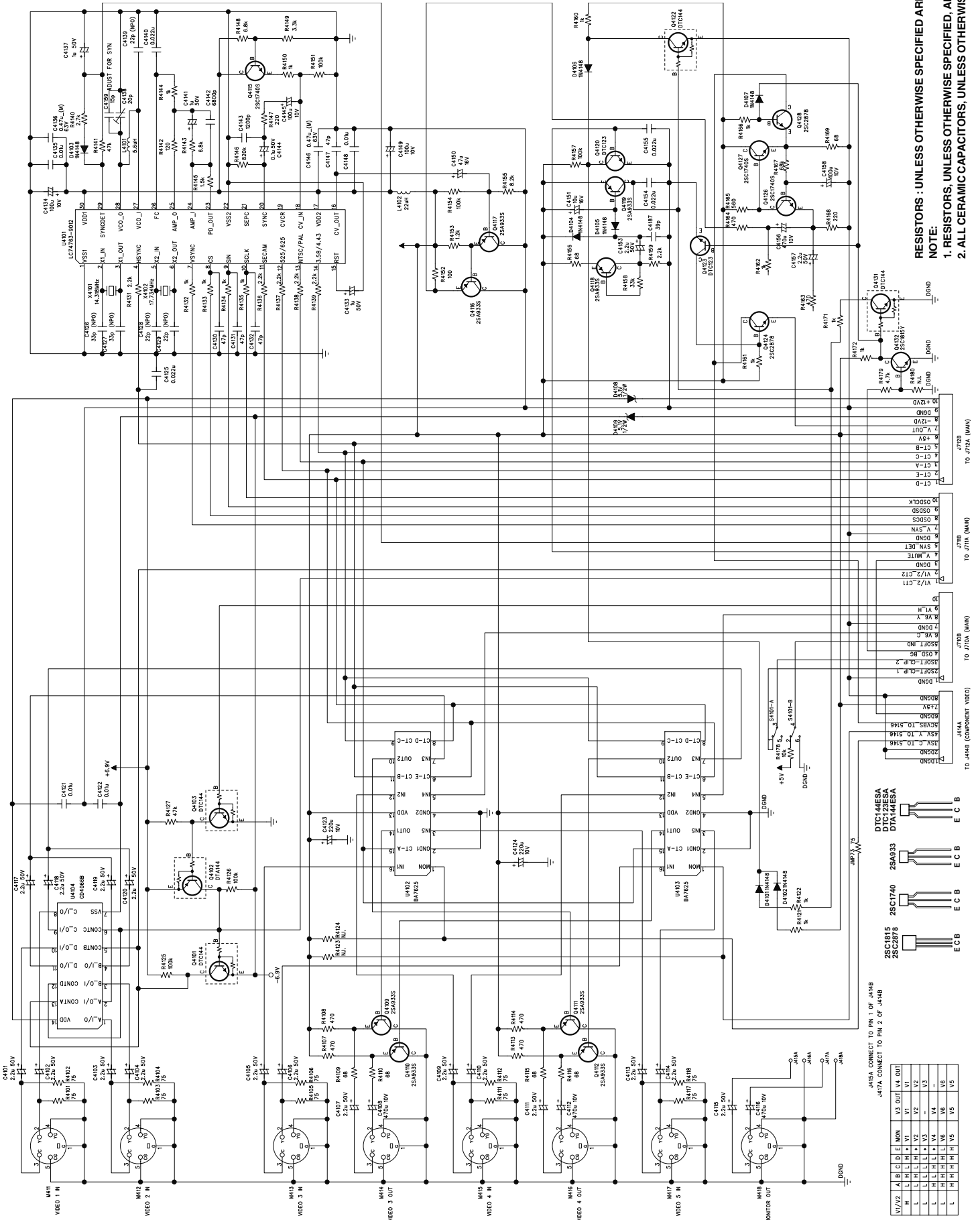
VIDEO 6



Video 6

RESISTORS : UNLESS OTHERWISE SPECIFIED ARE CARBON FILM.
 NOTE:
 1. RESISTORS, UNLESS OTHERWISE SPECIFIED, ARE 1/6W, 5%.
 2. ALL CERAMIC CAPACITORS, UNLESS OTHERWISE SPECIFIED, ARE 50V, 10%.

S-VIDEO



J415A CONNECT TO PIN 1 OF J448
 J414A CONNECT TO PIN 2 OF J448

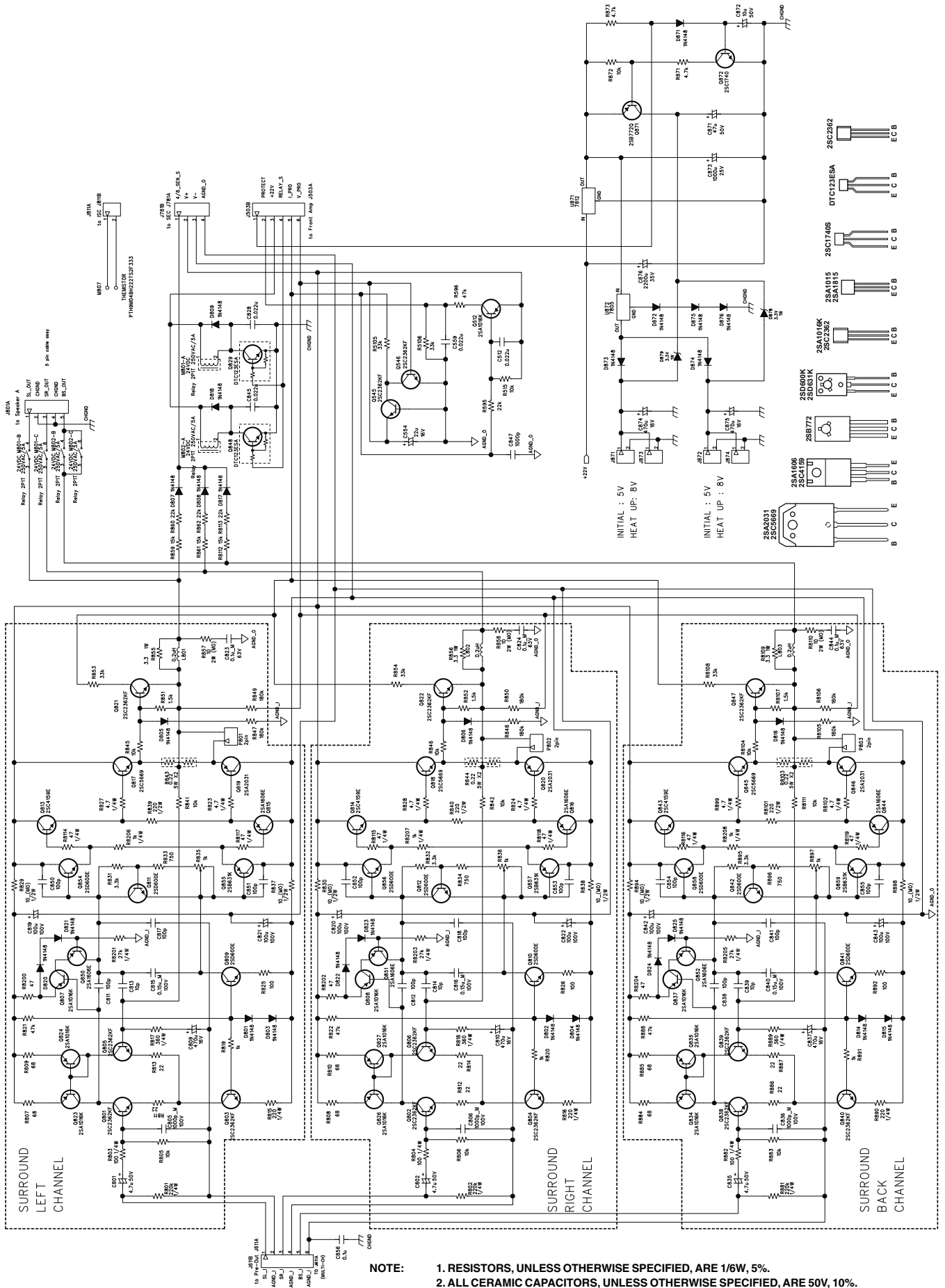
V1/V2	A	B	C	D	E	MON	V3	OUT	V4	OUT	V5
H	L	L	L	L	H	H	V1	V1	V2	V2	V3
L	L	L	L	L	H	H	V3	-	V4	-	V4
L	L	L	L	L	H	H	V4	-	V5	-	V5
L	L	L	L	L	H	H	V5	-	-	-	-


- DTC144ESA
- DTC124ESA
- DTA144ESA
- 25A9333
- 25A9335
- 25C1740
- 25C1815
- 25C2878

- J415A
- J414A
- J708
- J709
- J710
- J711
- J712
- J713
- J714
- J715
- J716
- J717
- J718
- J719
- J720
- J721
- J722
- J723
- J724
- J725
- J726
- J727
- J728
- J729
- J730
- J731
- J732
- J733
- J734
- J735
- J736
- J737
- J738
- J739
- J740
- J741
- J742
- J743
- J744
- J745
- J746
- J747
- J748
- J749
- J750
- J751
- J752
- J753
- J754
- J755
- J756
- J757
- J758
- J759
- J760
- J761
- J762
- J763
- J764
- J765
- J766
- J767
- J768
- J769
- J770
- J771
- J772
- J773
- J774
- J775
- J776
- J777
- J778
- J779
- J780
- J781
- J782
- J783
- J784
- J785
- J786
- J787
- J788
- J789
- J790
- J791
- J792
- J793
- J794
- J795
- J796
- J797
- J798
- J799
- J800

RESISTORS : UNLESS OTHERWISE SPECIFIED ARE CARBON FILM.
 NOTE:
 1. RESISTORS, UNLESS OTHERWISE SPECIFIED, ARE 1/6W, 5%.
 2. ALL CERAMIC CAPACITORS, UNLESS OTHERWISE SPECIFIED, ARE 50V, 10%.

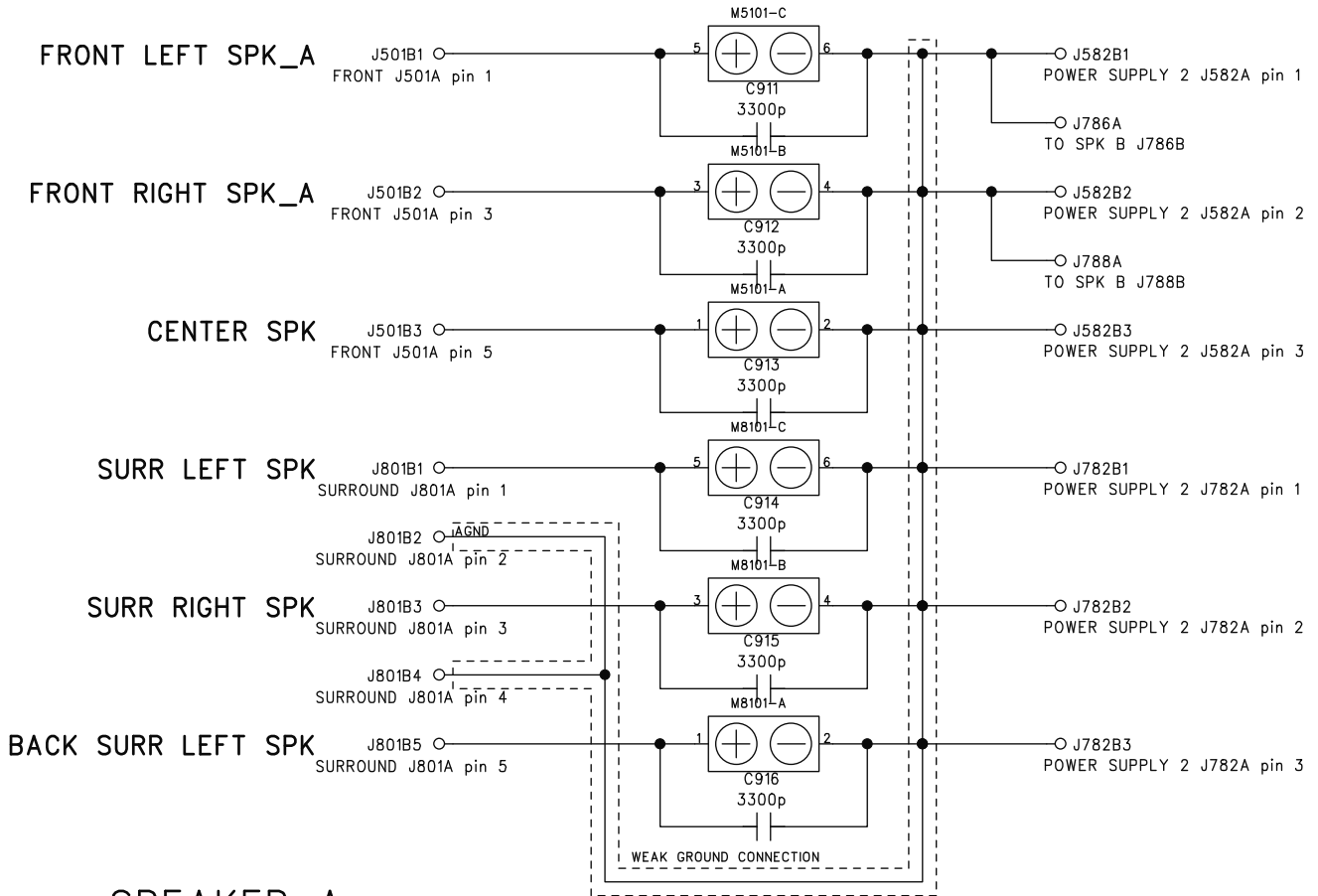
SURROUND / BACK SURROUND AMPLIFIER



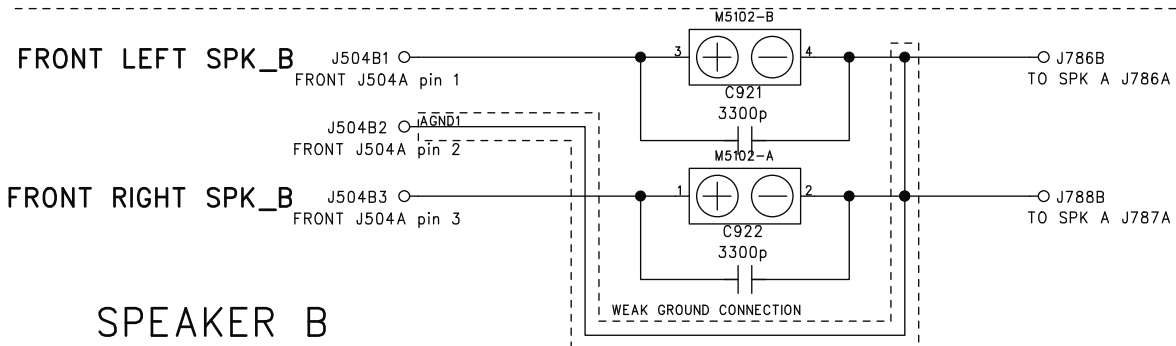
- NOTE:**
1. RESISTORS, UNLESS OTHERWISE SPECIFIED, ARE 1/6W, 5%.
 2. ALL CERAMIC CAPACITORS, UNLESS OTHERWISE SPECIFIED, ARE 50V, 10%.
 3. COMPONENTS MARKED  ARE SAFETY CRITICAL PARTS.

RESISTORS: RN-CERAMIC CASE, MO-METAL OXIDE, UNLESS OTHERWISE SPECIFIED ARE CARBON FILM.

SPEAKER A & B

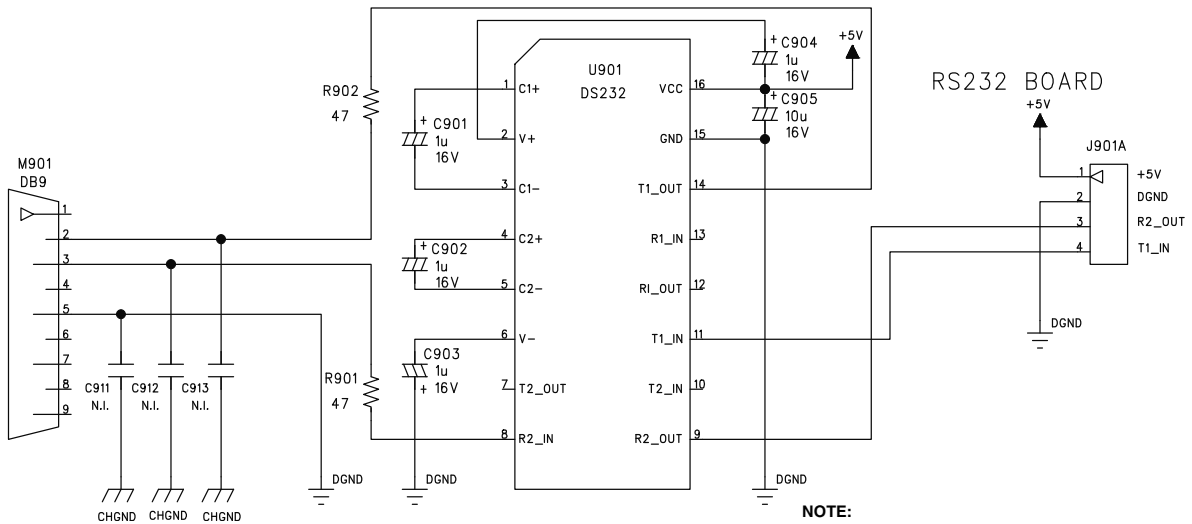


SPEAKER A



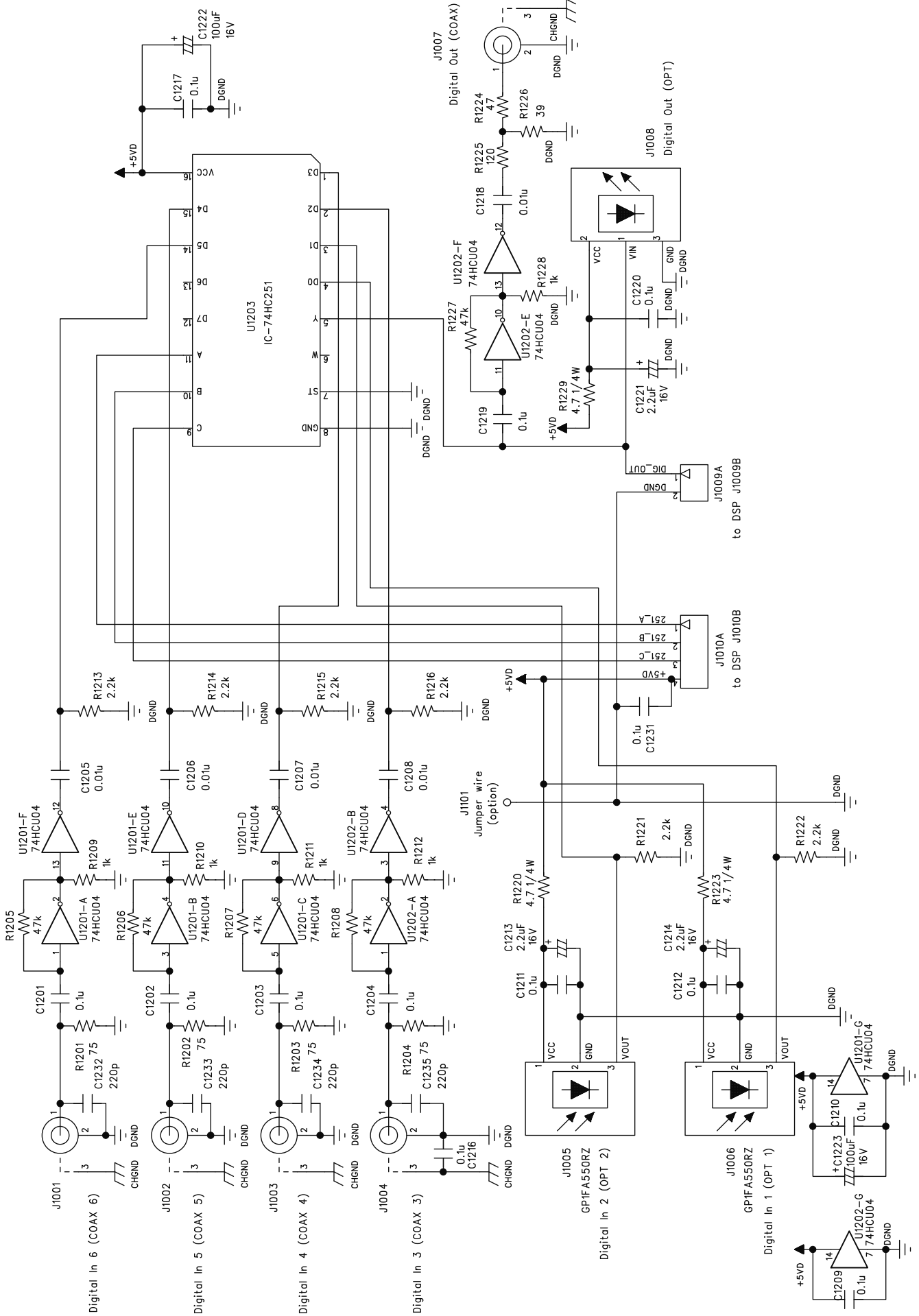
SPEAKER B

RS-232

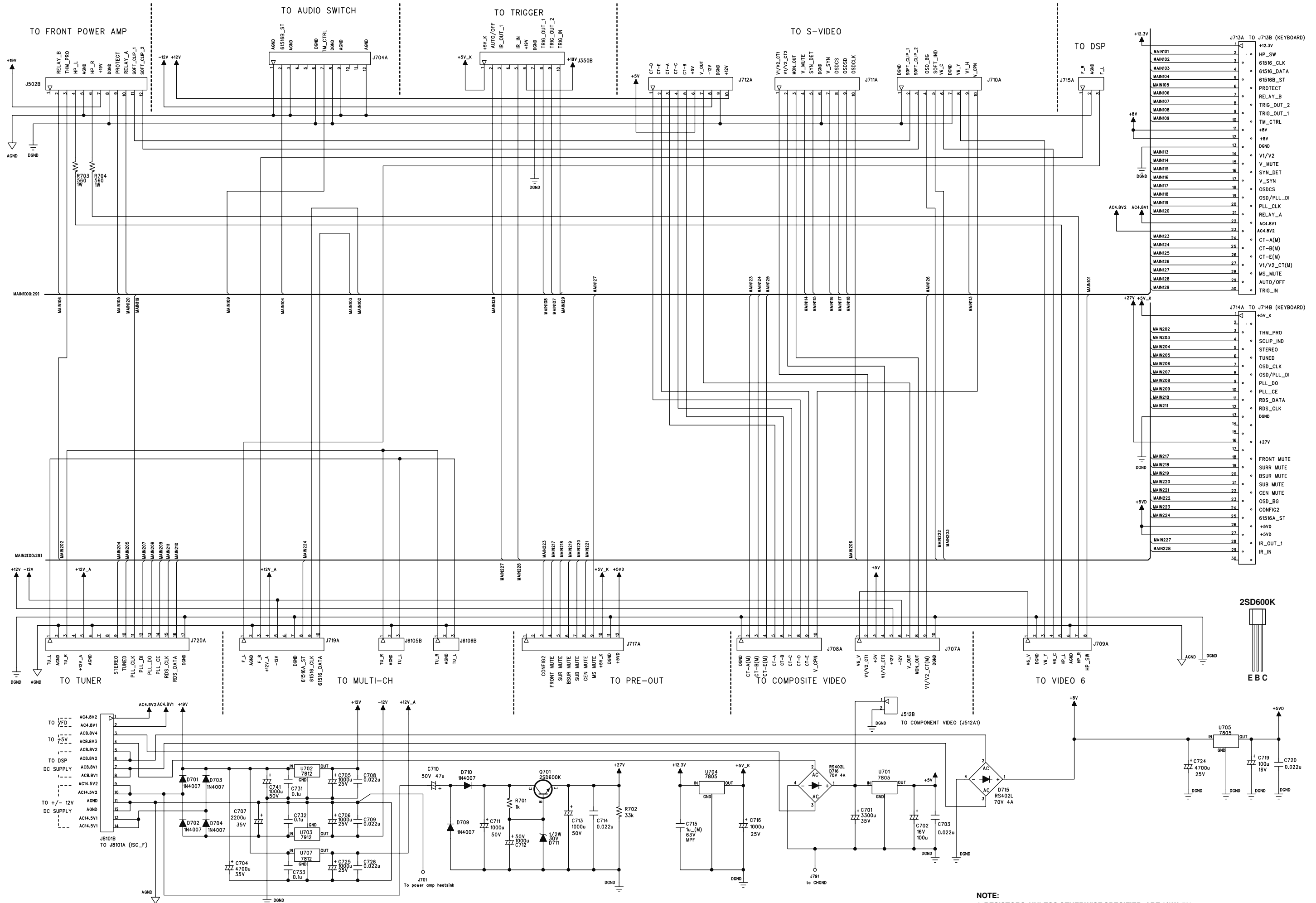


NOTE:
1. RESISTORS, UNLESS OTHERWISE SPECIFIED,
ARE 1/6W, 5%.

DIGITAL IN & OUT

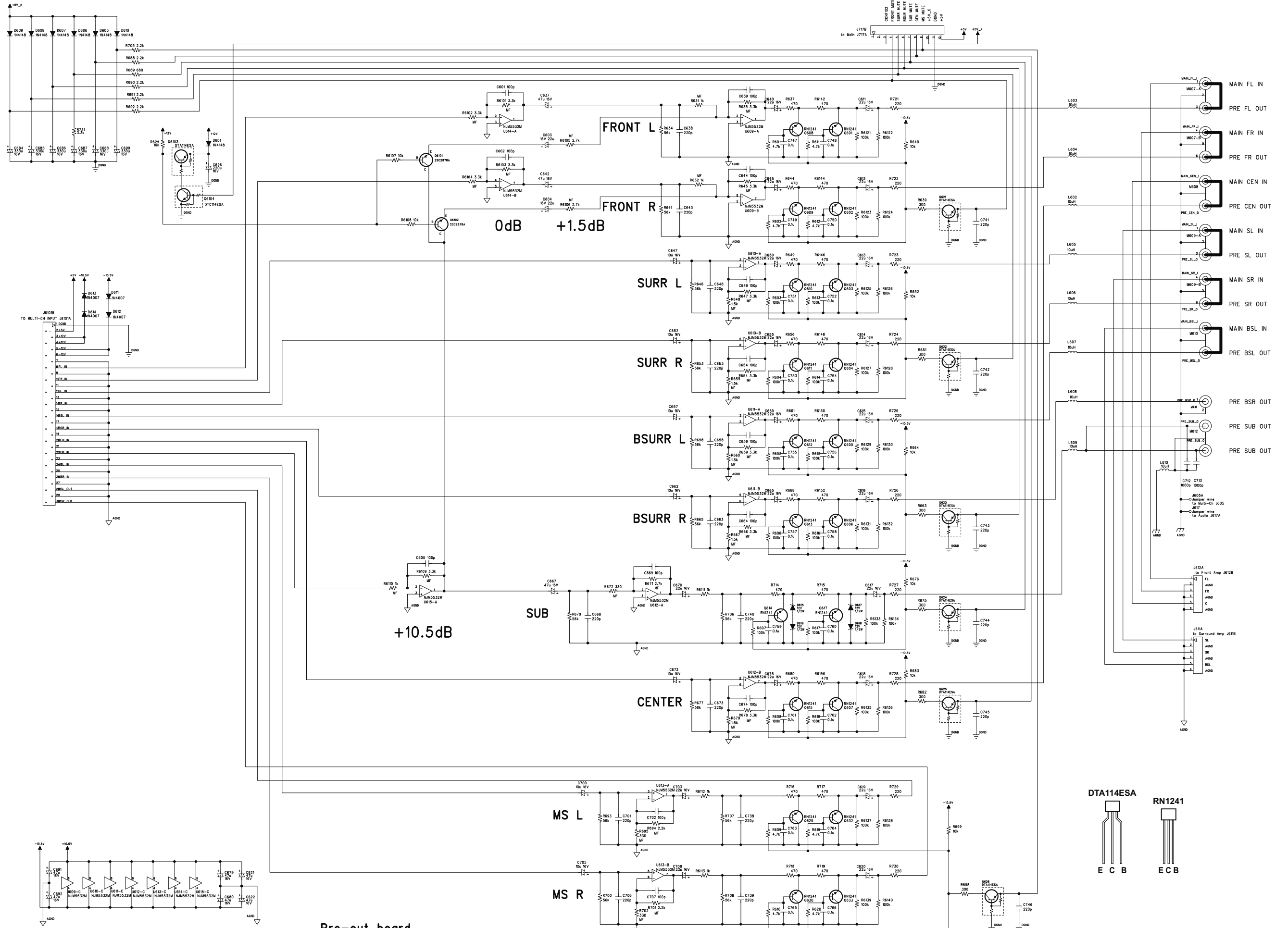


MAIN BOARD



NOTE:
 1. RESISTORS, UNLESS OTHERWISE SPECIFIED, ARE 1/6W, 5%.
 2. ALL CERAMIC CAPACITORS, UNLESS OTHERWISE SPECIFIED, ARE 50V, 10%.

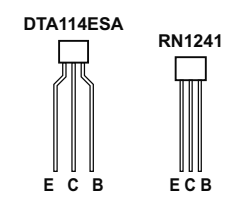
PRE-OUT



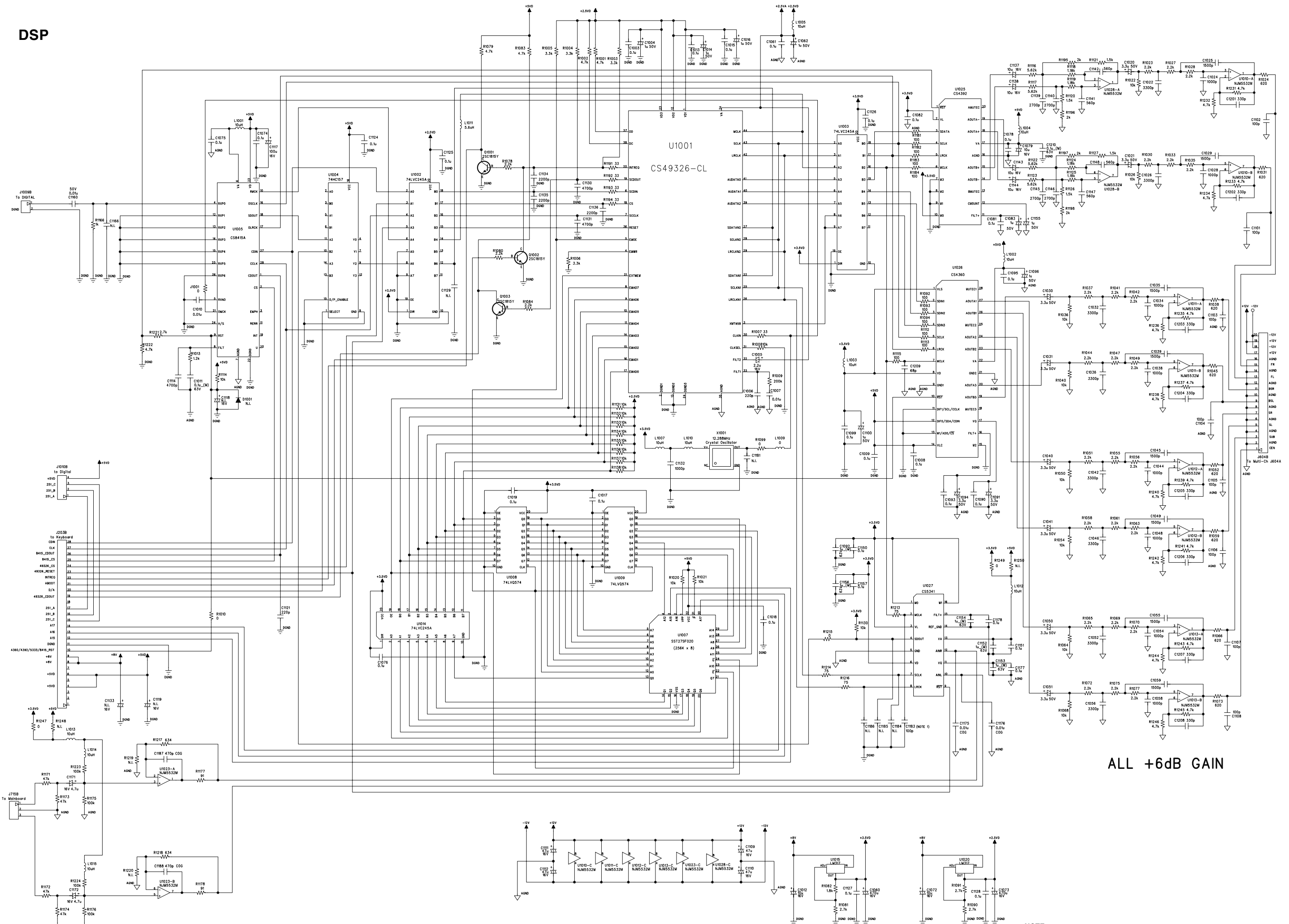
Pre-out board

ALL +10dB GAIN EXCEPT SUB (+18.3dB)

- NOTE:**
1. RESISTORS, UNLESS OTHERWISE SPECIFIED, ARE 1/6W, 5%.
 2. ALL CERAMIC CAPACITORS, UNLESS OTHERWISE SPECIFIED, ARE 50V, 10%.



DSP

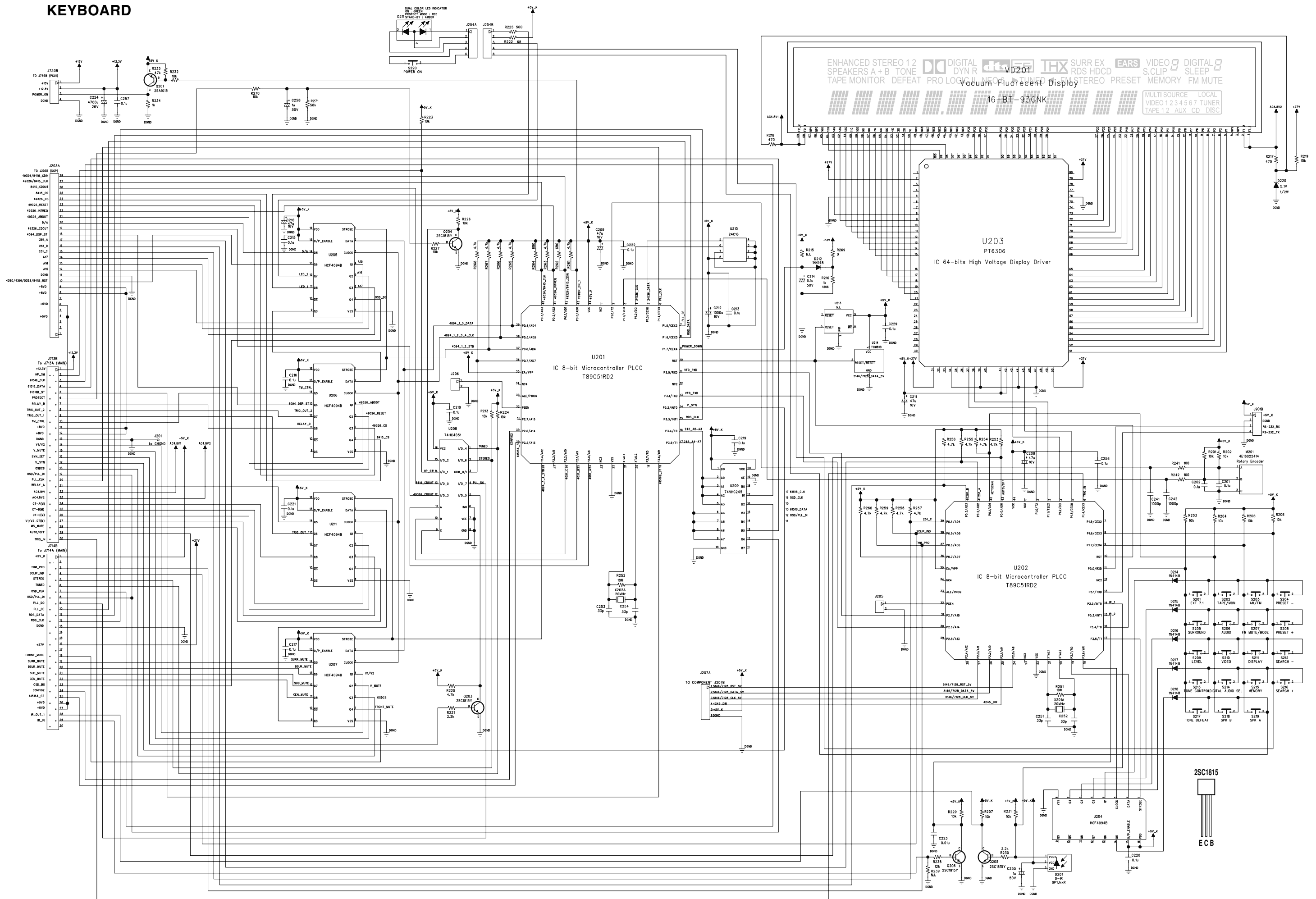


ALL +6dB GAIN

NOTE:
 1. RESISTORS, UNLESS OTHERWISE SPECIFIED, ARE 1/6W, 5%.
 2. ALL CERAMIC CAPACITORS, UNLESS OTHERWISE SPECIFIED, ARE 50V, 10%.

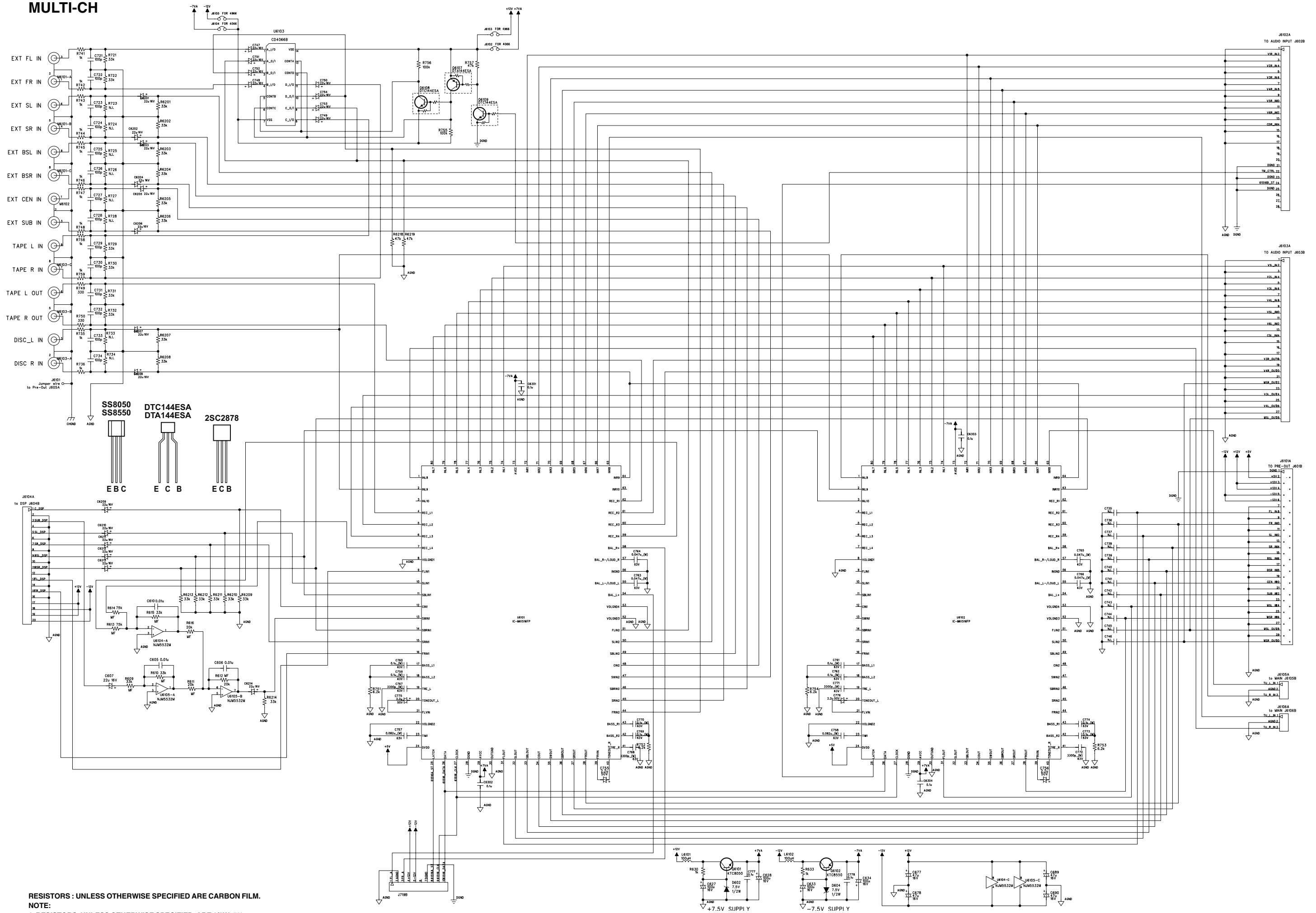
(NOTE 1) 68pF used in final 100pin T7738 production, refer to HF-DN-92773-008

KEYBOARD



NOTE:
 1. RESISTORS, UNLESS OTHERWISE SPECIFIED, ARE 1/8W, 5%.
 2. ALL CERAMIC CAPACITORS, UNLESS OTHERWISE SPECIFIED, ARE 50V, 5%.

MULTI-CH



RESISTORS : UNLESS OTHERWISE SPECIFIED ARE CARBON FILM.
NOTE:

1. RESISTORS, UNLESS OTHERWISE SPECIFIED, ARE 1/6W, 5%.
2. ALL CERAMIC CAPACITORS, UNLESS OTHERWISE SPECIFIED, ARE 50V, 10%.

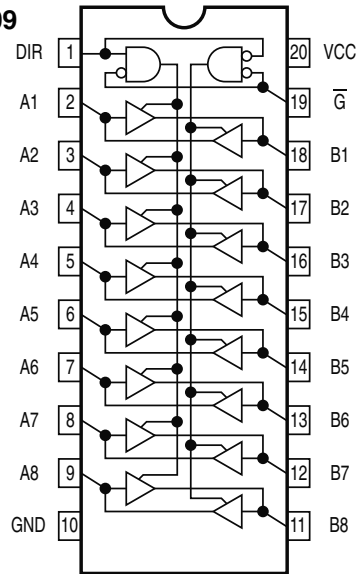
IC BLOCK DIAGRAM

74LVC245

DSP BOARD: U1002, U1003, U1014

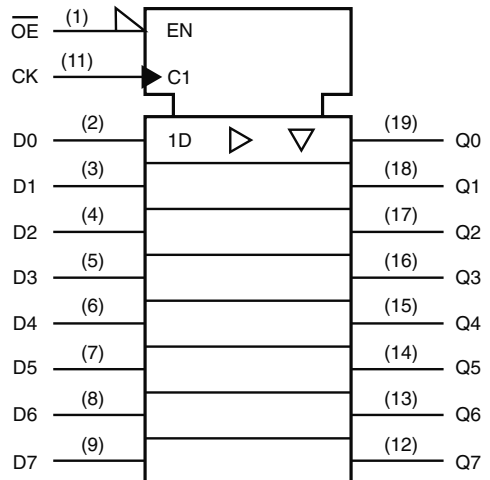
74VHC245

KEYBOARD: U209



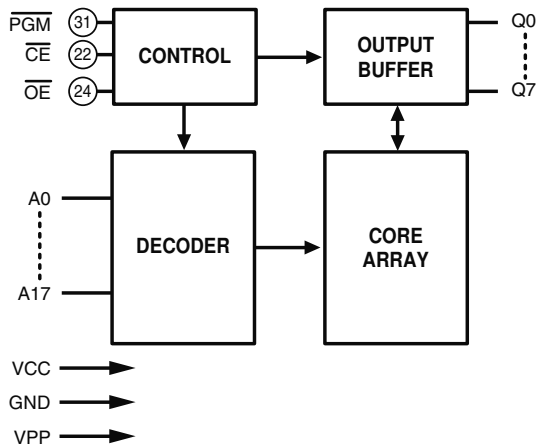
74LVQ574

DSP BOARD: U1008, U1009



W27C020

DSP BOARD: U1007



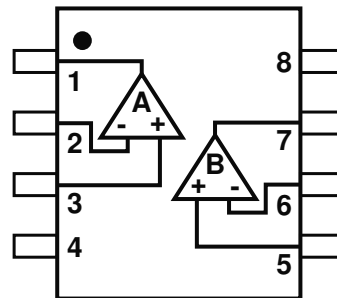
NJM5532

DSP BOARD: U1010~U1013, U1023 & U1028

MULTI-CHANNEL: U6104~U6107

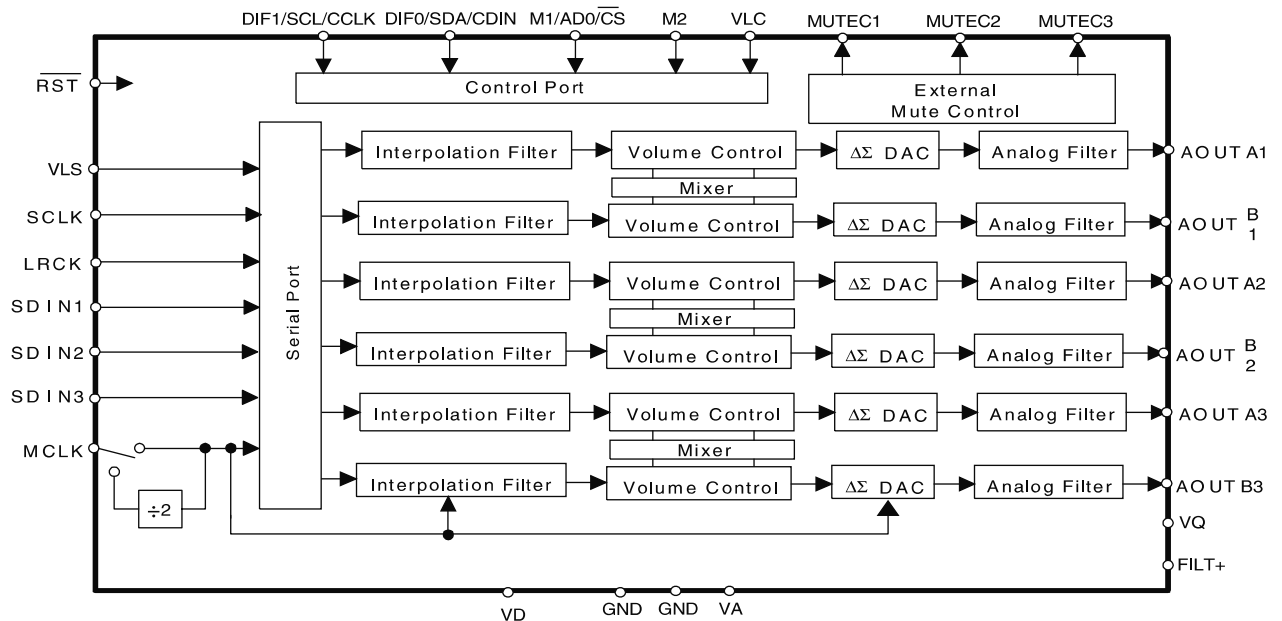
PRE-OUT BOARD: U609~U613

ISC BOARD: U801

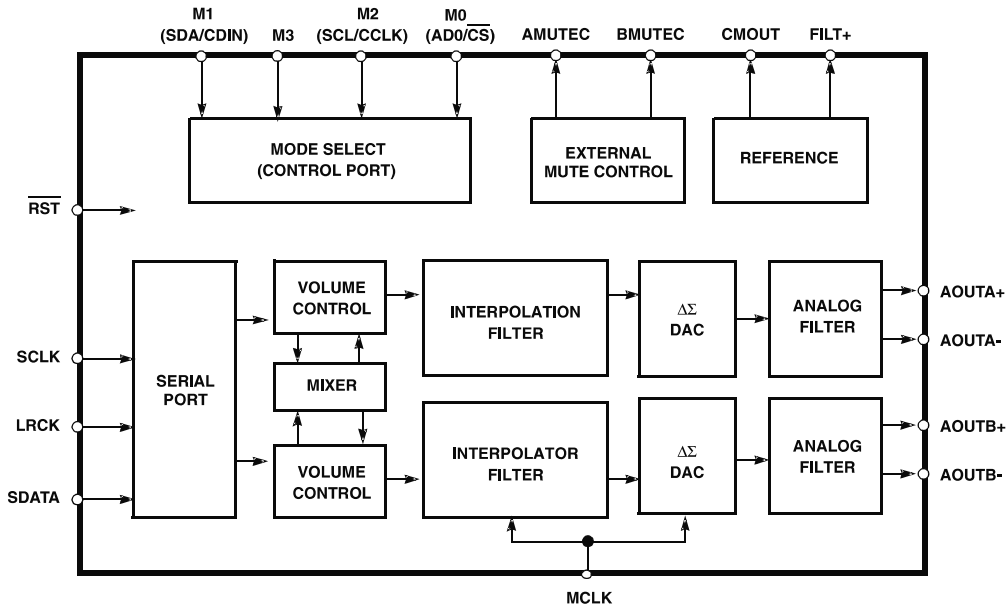


CS4360KZ

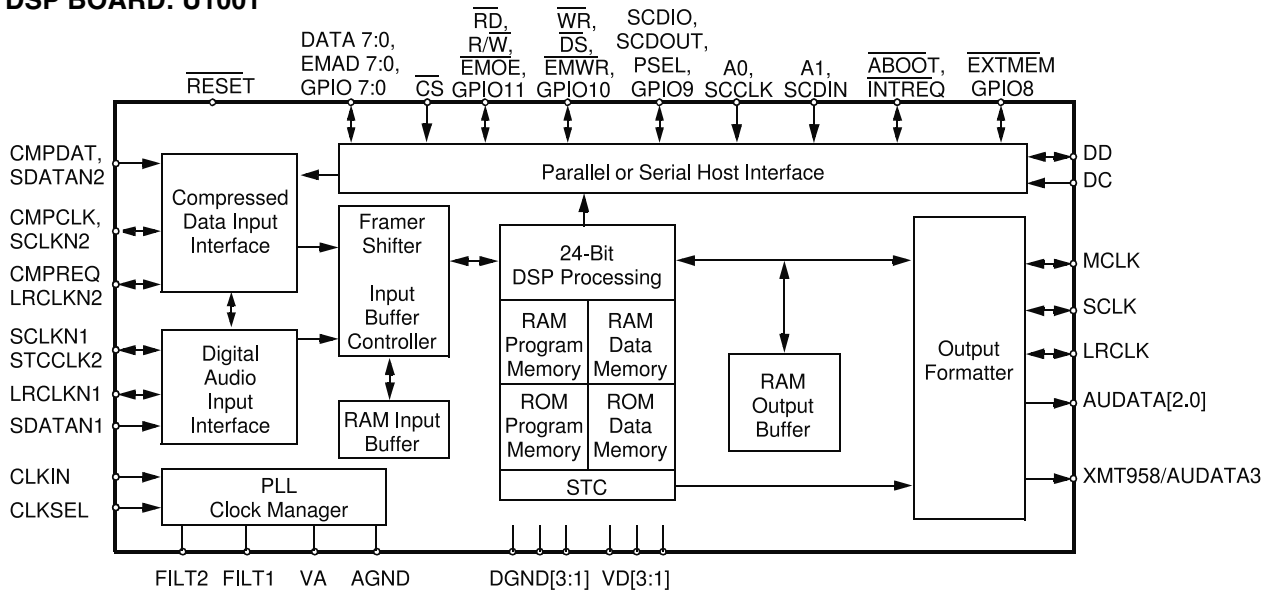
DSP BOARD: U1026



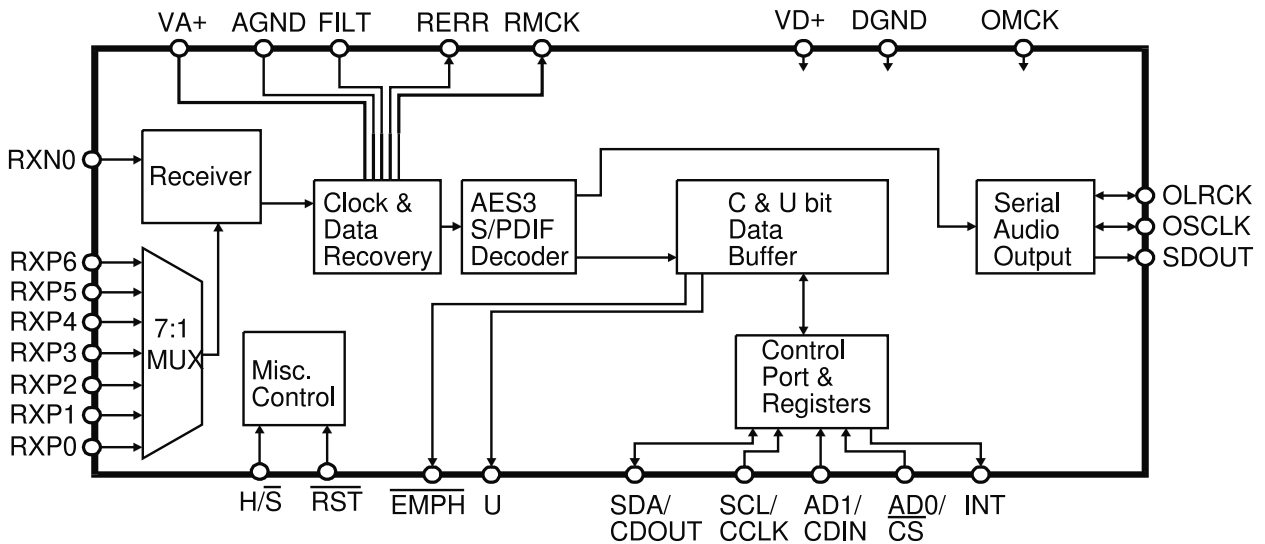
CS4392
DSP BOARD: U1025



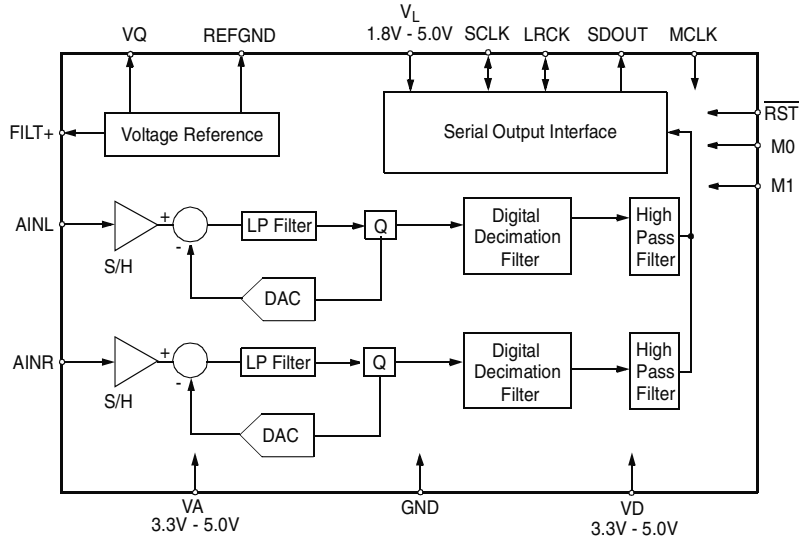
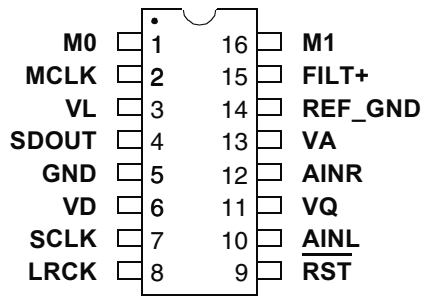
CS49326
DSP BOARD: U1001



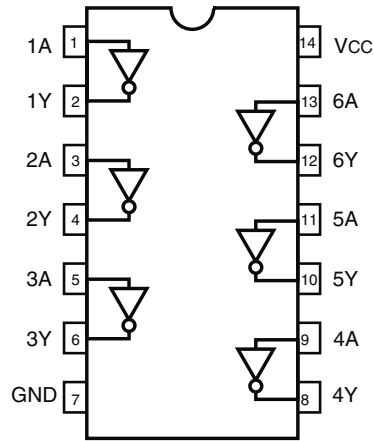
CS8415A
DSP BOARD: U1005



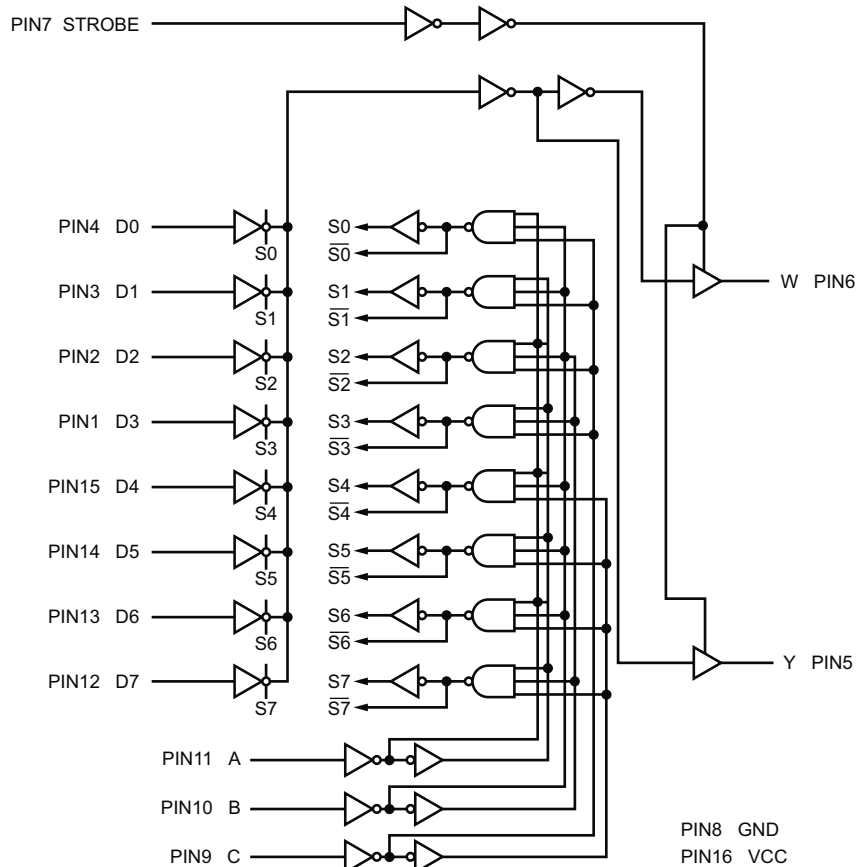
CS5341
DSP BOARD: U1027



74HCU04
DIGITAL BOARD: U1201 & U1202

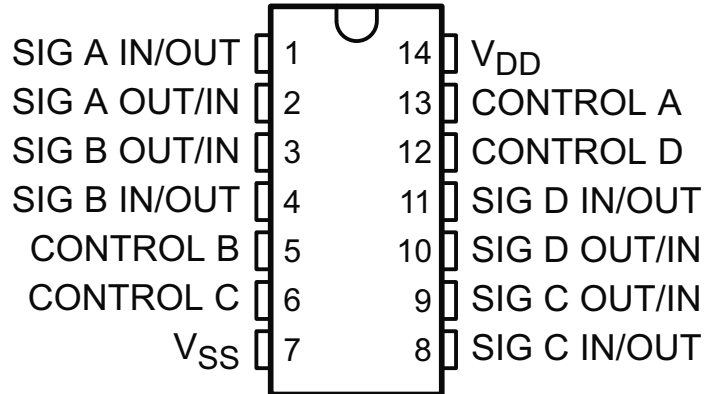


74HC251
DIGITAL BOARD: U1203



CD4066
 COMPOSITE VIDEO: U4201
 S-VIDEO BOARD: U4104
 MULTI-CHANNEL: U6103

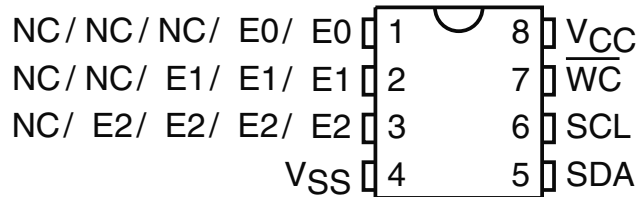
**E, F, M, NS, OR PW PACKAGE
 (TOP VIEW)**



AT24C16
 KEYBOARD: U210

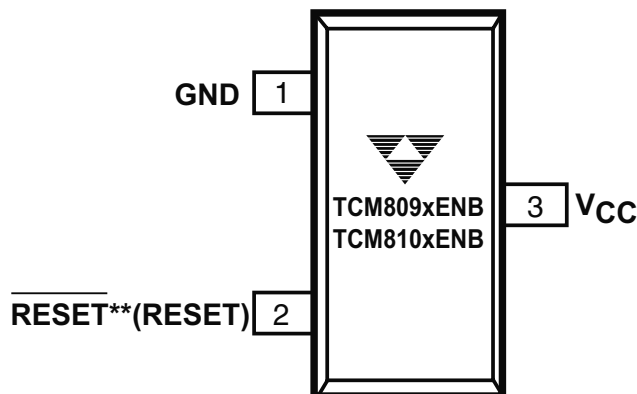
M24Cxx

16Kb/8Kb/4Kb/2Kb/1Kb



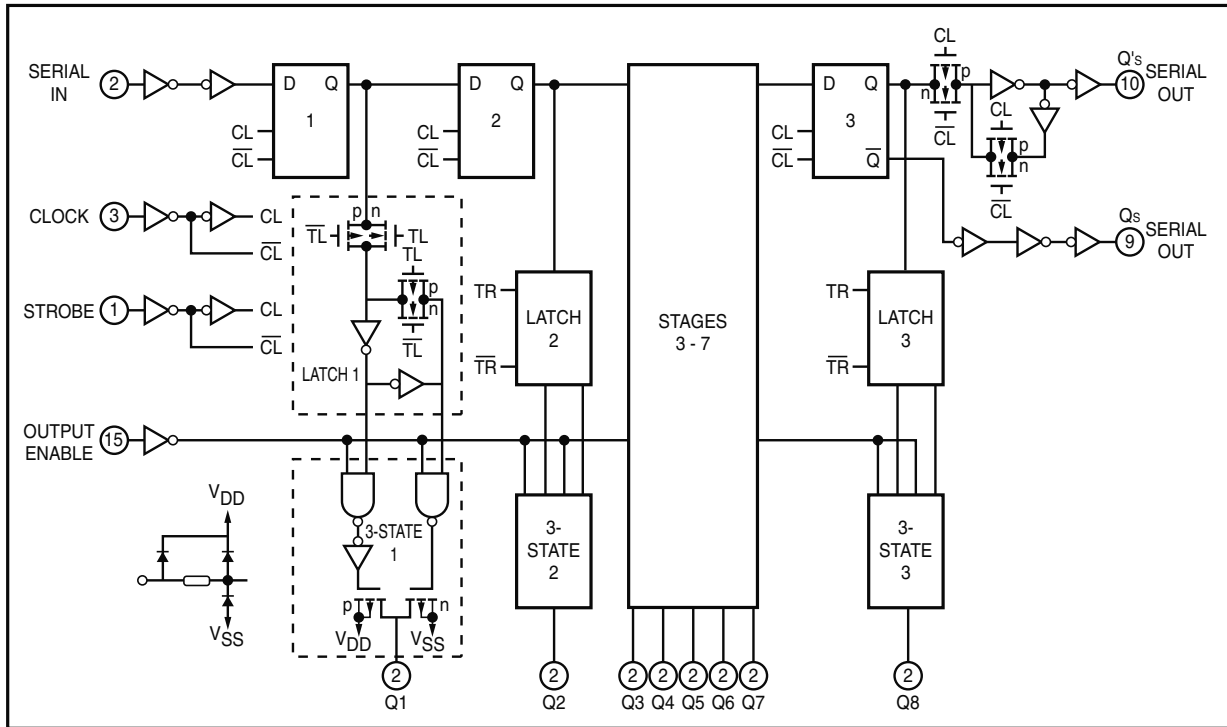
TCM810
 KEYBOARD: U214

***3-Pin SOT-23B**

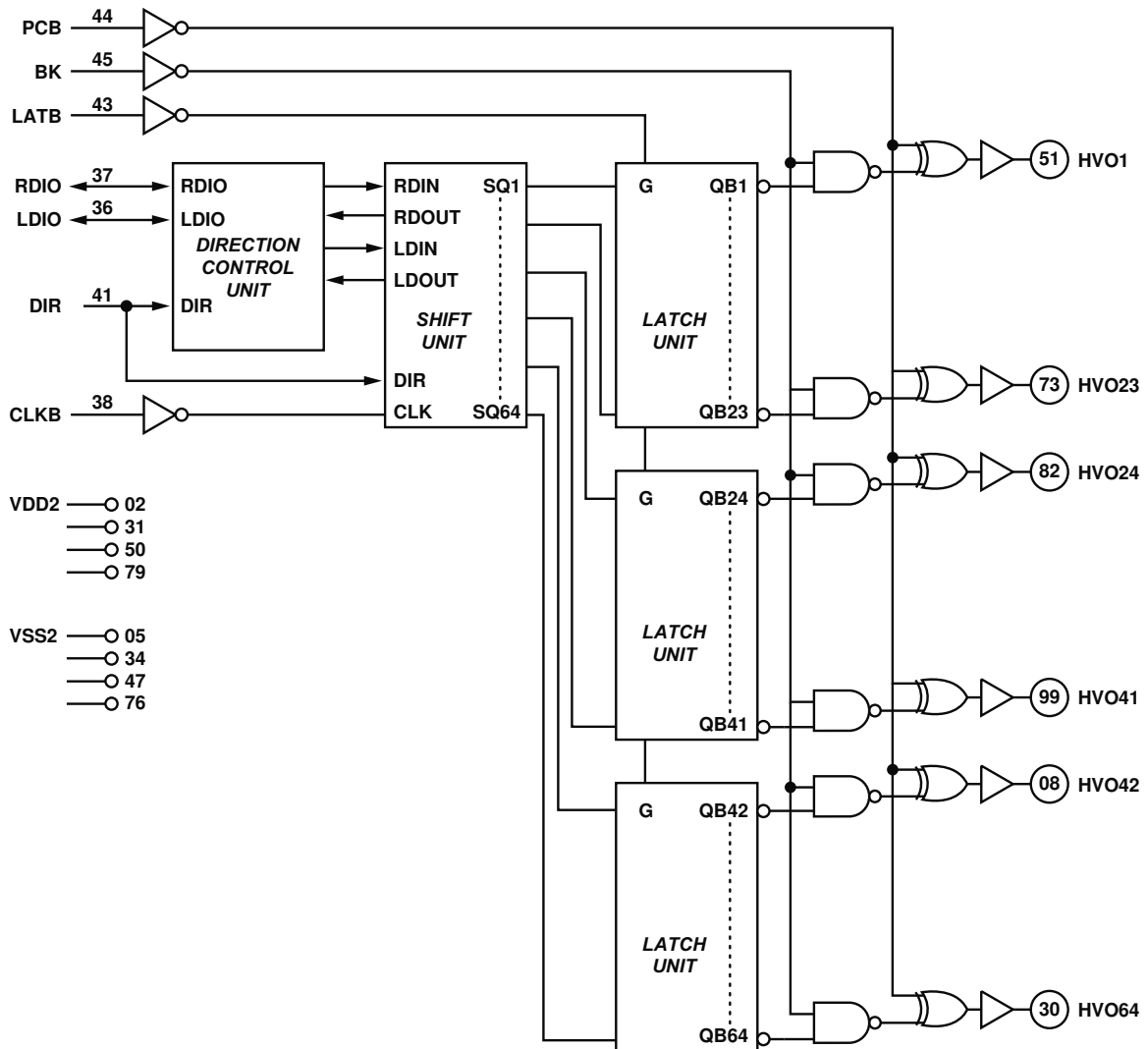


NOTE: *3-Pin SOT-23B is equivalent to JEDEC TO-236
 ** () is for TCM810

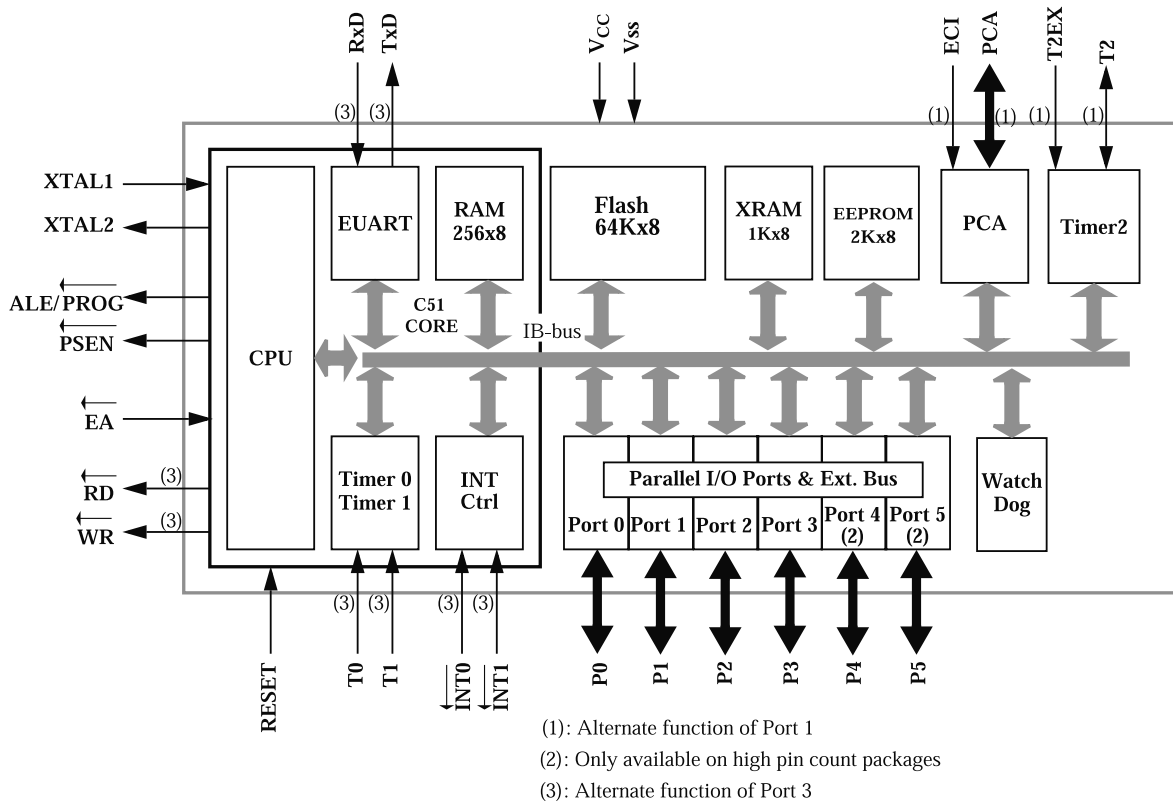
HCF4094B
KEYBOARD: U204~U207 & U211



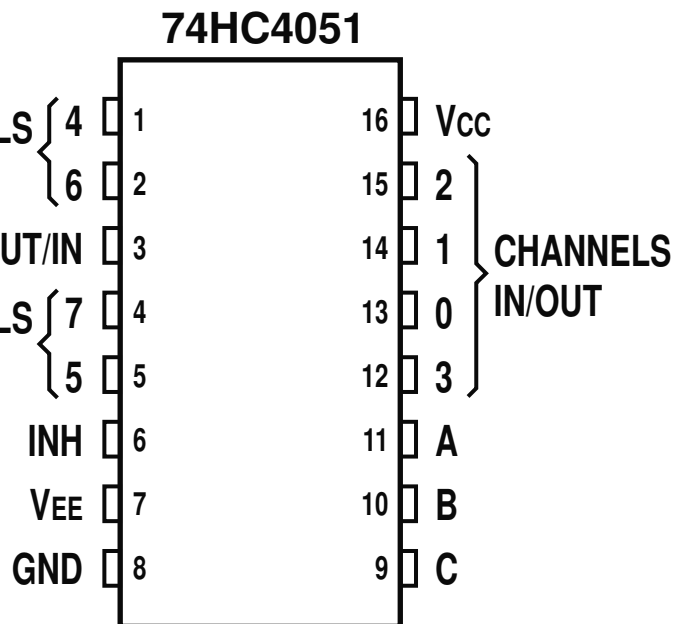
PT6306
KEYBOARD: U203



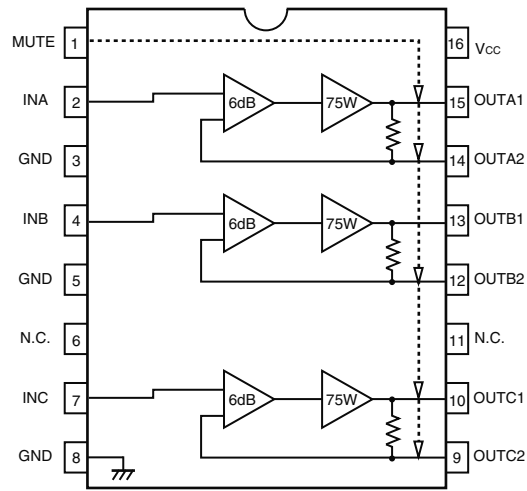
T89C51RD2
KEYBOARD: U201 & U202



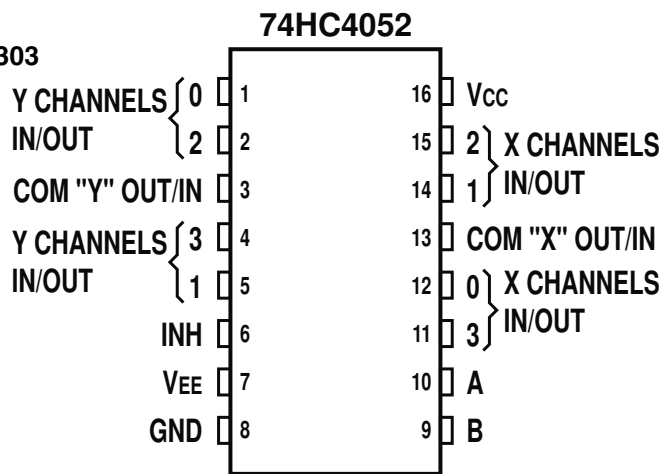
74HC4051
KEYBOARD: U208



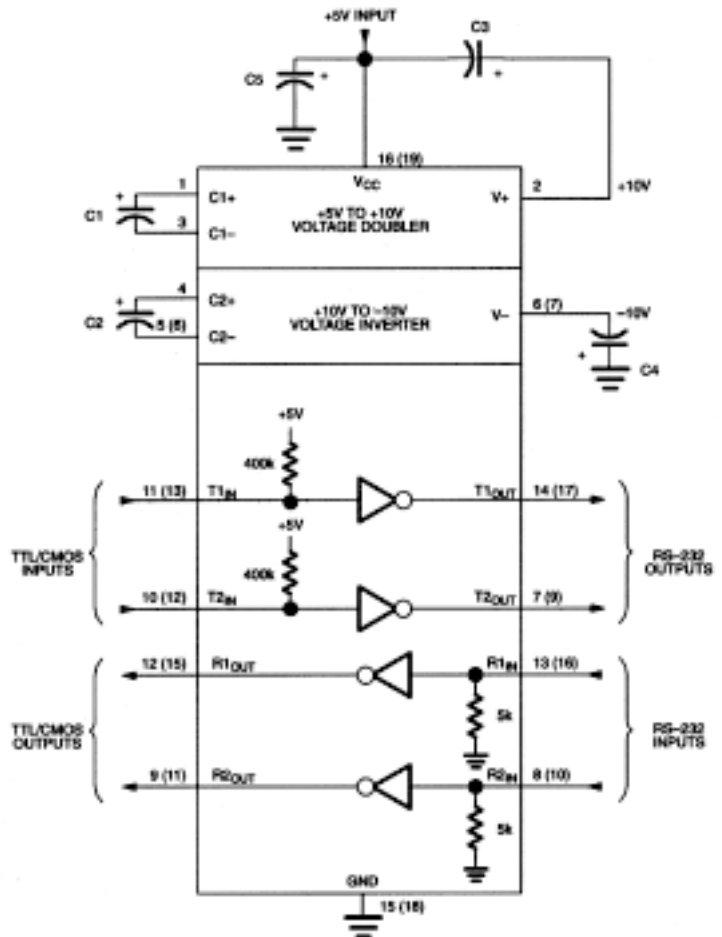
BA7660FS
COMPONENT VIDEO BOARD: U4301



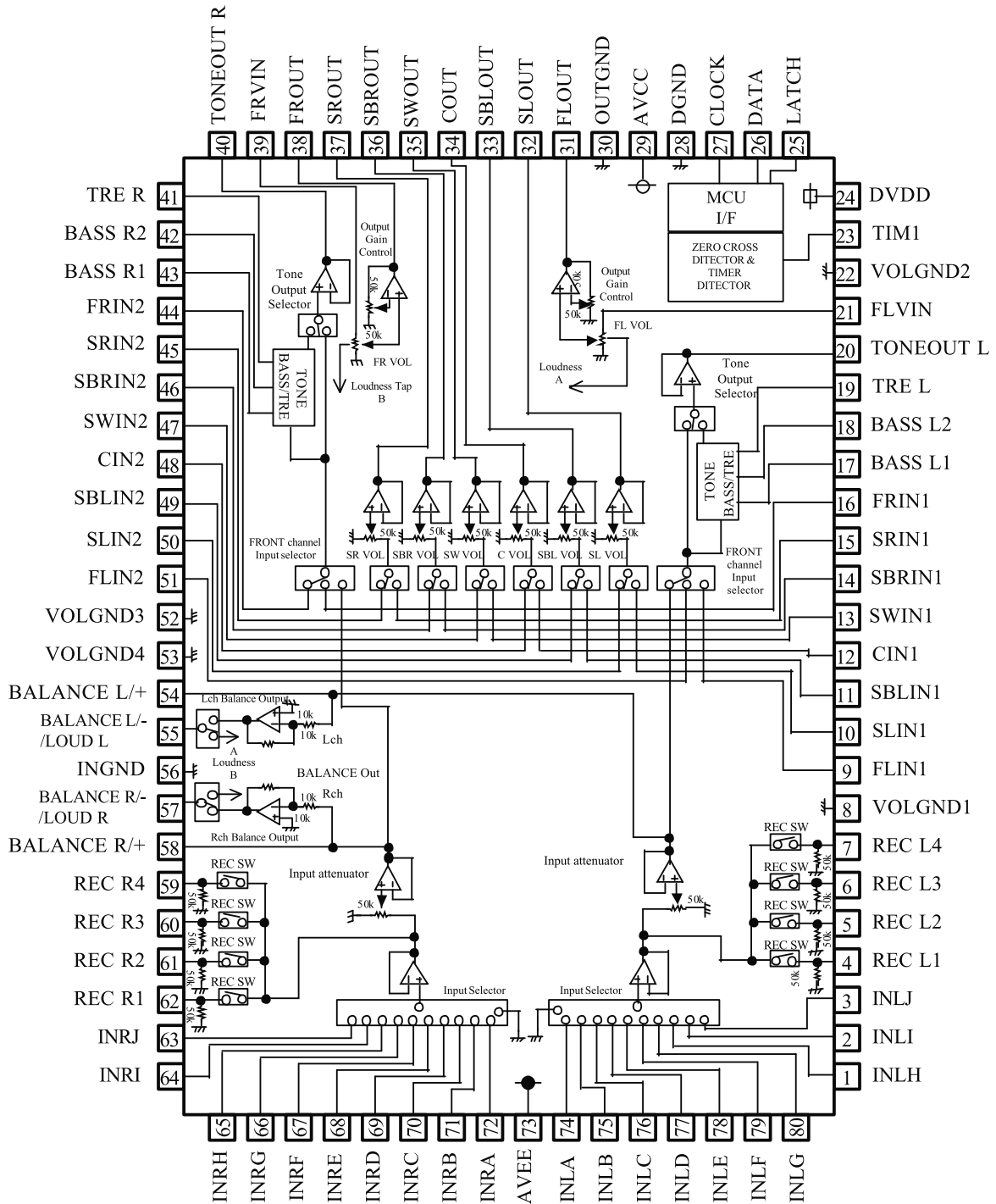
74HC4052
COMPONENT VIDEO BOARD: U4302 & U4303



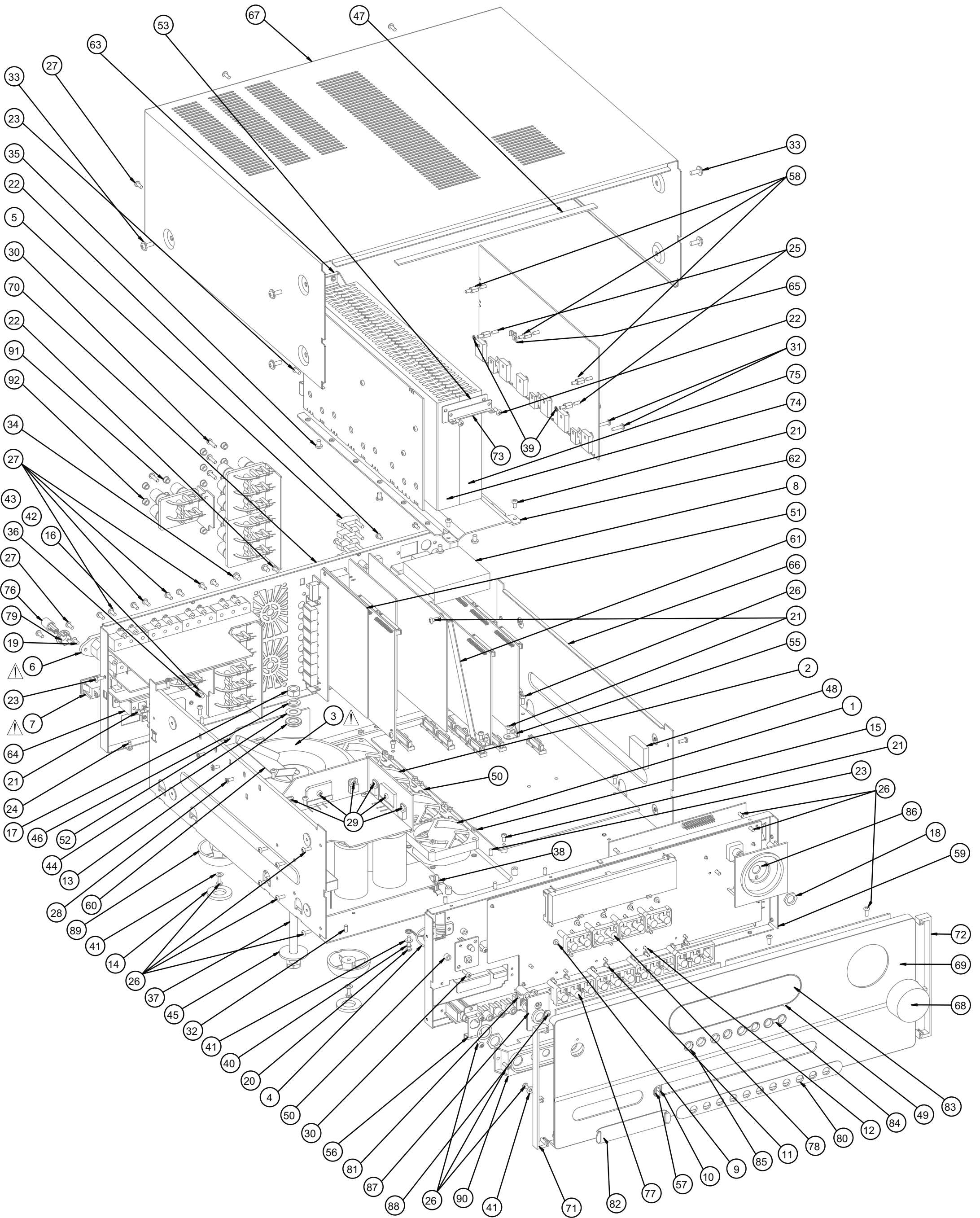
DS232A
RS232 BOARD: U901







M61516FP
MULTI-CHANNEL BOARD: U6101 & U6102



EXPLODED VIEW



EXPLODED VIEW PARTS LIST

<u>Item</u>	<u>Database Part No.</u>	<u>Description</u>	<u>Qty.</u>
1	176-201123-04	FAN DC 60 X 60 X 10mm 12V 0.09A 3000RPM MGA6012LR-A10(L) W/450mm CONNECTOR (RoHS) R.1	2
2	176-201123-05	FAN DC 60 X 60 X 10mm 12V 0.09A 3000RPM MGA6012LR-A10(L) W/350mm CONNECTOR (RoHS) R.1	2
3 	177-237636-00	TRANSFORMER PW TOROIDAL 120V/240V T763 TI-0130203 ISS 9 (RoHS)	1
4	181-000000-09	FAN GUARD 60mm DFG-60	4
5	275-006103-00	JUMPER PLUG PITCH 14mm	6
6 	275-010100-00	AC SOCKET IEC 10A/250V	1
7 	275-010100-04	AC OUTLET US POLARIZED 3512-MITIBKUC [FOR AH & AHT VER.]	1
	275-010000-03	AC OUTLET EURO CEE 7 2.5A/250V A302D0060P [FOR C & CT VER.]	1
8	560-400000-02	AM/FM TUNER MODULE KST-MB114MA0-23 (ROHS) [FOR AH & AHT VER.]	1
	560-400000-00	AM/FM TUNER MODULE KST-MB114MA1-23 (ROHS) [FOR C & CT VER.]	1
9	601-020050-02	SELF TAPPING SCREW 2X5 WASHER HEAD TYPE [B] NI PLT (RoHS)	8
10	601-026050-00	SELF TAPPING SCREW DIA2.6 X 5 P/H TYPE [A] NI PLT (RoHS)	1
11	601-026060-00	SELF TAPPING SCREW DIA2.6 X 6 P/H TYPE [A] NI PLT (RoHS)	9
12	601-026080-01	SELF TAPPING SCREW DIA2.6 X 8 B/H TYPE [A] NI PLT (RoHS)	16
13	602-100763-00	BUSHING NYLON OD 16.5 X 9.3 X 3.5mm	1
14	608-140260-01	RUBBER FOOT I/D14 X O/D26 X 3 PORON HH-48C	4
15	610-030024-00	NUT M3 X 2.4mm (RoHS)	16
16	610-040032-00	NUT M4 X 3.2mm 0.7p	1
17	610-080760-00	HEX NUT M8 X 6.5 THK	1
18	610-090022-00	NUT ZINC PLATED M9.0 X 2.2mm 11p	1
19	614-030008-01	TAPTITE SCREW 3 X 8 SMALL K/H TYPE [B] BLK PLT (RoHS)	2
20	614-030018-00	MACHINE SCREW M3 X 18 P/H NI PLT (RoHS)	16
21	614-030060-00	MACHINE SCREW M3 X 6 P/H NI PLT (RoHS)	18
22	614-030060-01	MACHINE SCREW M3 X 6 P/H BLK (RoHS)	4
23	614-030060-03	MACHINE SCREW M3.0 X 6.0 B/H TAP TYPE NICKEL PLT (RoHS)	23
24	614-030060-11	TAPTITE SCREW 3 X 6 B/H TYPE [B] BLK (RoHS)	4
25	614-030080-00	MACHINE SCREW M3 X 8 P/H NI PLT (RoHS)	4
26	614-030080-05	SELF TAPPING SCREW DIA3 X 8 B/B ZINC PLD TAPTITE-TYPE (RoHS)	36
27	614-030080-13	TAPTITE SCREW DIA3 X 8 B/H TYPE [B] BLK PLT (RoHS)	65
28	614-030080-15	TAPTITE SCREW M3 X 8 K/H TYPE [B] BLK PLT (RoHS)	3
29	614-030100-00	MACHINE SCREW M3 X 10 PAN HEAD NI PLT (RoHS)	6
30	614-030100-04	TAPTITE SCREW DIA3 X 10 P/H TYPE [B] BLK (RoHS)	7
31	614-030120-02	MACHINE SCREW M3 X 12 B/H NI-PLT (RoHS)	20
32	614-035080-04	TAPTITE SCREW 3.5 X 8.0 B/H TYPE [B] NI PLT (RoHS)	5

Item	Datebase Part No.	Description	Qty.
33	614-040080-03	MACHINE SCREW M4 X 8 WASHER HEAD BLK (RoHS) [FOR AH & C VER.]	6
	614-040080-02	MACHINE SCREW M4 X 8 WASHER HEAD NI PLT(RoHS) [FOR AHT & CT VER.]	6
34	614-040080-06	TAPTITE SCREW DIA4 X 8 B/H BLK TYPE-B (RoHS)	4
35	614-040080-08	TAPTITE SCREW 4 X 8 C/H TYPE -B BLK (RoHS)	6
36	614-040100-00	MACHINE SCREW M4 X 10 WASHER HEAD BLK (RoHS)	1
37	614-080100-00	HEX.BOLT M8,LENGTH=100mm, ZN PLATED (RoHS)	1
38	616-050096-00	PCB SUPPORTER [KSS] (H=9.6mm PCB HOLE 4mm) CS-0610	3
39	617-030004-00	INTERNAL TOOTH WASHER M3 X 0.4mm	5
40	617-032056-00	WASHER SPRING I/D 3.2 X O/D 5.6 0.9mm THK	39
41	617-035008-01	WASHER STEEL I/D 3.5 X O/D 8.0 0.4mm THK. ZINC PLT.	22
42	617-040007-00	WASHER SPRING I/D 4 X O/D 7 X 1 THK	1
43	617-042082-00	OUTER TOOTH WASHER ID 4.2 X OD 8.2 X 0.4 THK NICKEL PLT	1
44	617-085016-00	WASHER METAL ID8.5 X OD16 X 1.0mm NICKEL OR CHROME PLATED	1
45	617-085030-00	WASHER METAL ID8.5 X OD30 X 2 THK	1
46	617-085150-00	WASHER SPRING I/D 8.5 X O/D 12.5 X 1.9THK	1
47	622-009240-00	FOAM 9 X 240 X 1.5mm BLACK (UL GRADE) W/NITTO 500	1
48	622-030025-00	FOAM 30 X 25 X 6mm	1
49	622-075300-01	STATIC COVER SHEET (PET)	1
50	622-076203-00	FAN WIRE FIBRE PAPER	4
51	622-076300-00	FIBER PAPER 133 X 150 X 0.8mm	1
52	622-076300-02	FIBRE PAPER 145X138X0.8mm	1
53	622-076300-03	FIBRE PAPER 54x20x0.8mm	1
54	659-016305-00	METAL SPACER OD6 X ID3.2 X 4.8mm (RoHS)	2
55	659-057007-01	L BRACKET R.1	2
56	659-075206-00	PHONE BRACKET	1
57	659-075207-00	DUMMY BRACKET	1
58	659-076200-00	HEX SPACER AF5.5 H8+6 (RoHS)	10
59	659-076202-02	SUBFASCIA R.2	1
60	659-076206-00	X-FORMER SUPPORT BRACKET	1
61	659-076207-00	S-VIDEO SUPPORT BRACKET	1
62	659-076208-01	LARGE FAN MOUNTING BRACKET R . 1	1
63	659-076209-00	HTSK SUPPORT BRACKET (PAINTED BLACK)	2
64	659-077309-00	POWER BUTTON BRACKET H=24.8mm	1
65	659-210013-00	CLIP THERMAL SWITCH	1
66	660-076200-05	BOTTOM CABINET R.7	1
67	661-076300-04	TOP COVER R.8 [FOR AH VER.]	1
	661-076301-04	TOP COVER R.8 [FOR C VER.]	1
	661-076301-03	TOP COVER R.7 [FOR CT VER.]	1
	661-076300-03	TOP COVER R.7 [FOR AHT VER.]	1
68	664-075200-00	VOLUME KNOB ASSY (D. GREY) [FOR AH & C VER.]	1
68	664-075200-01	VOLUME KNOB ASSY (TITANIUM) [FOR AHT & CT VER.]	1
69	665-076300-01	FASCIA R.3 [FOR AH & C VER.]	1
	665-076300-02	FASCIA R.3 [FOR AHT & CT VER.]	1

<u>Item</u>	<u>Datebase Part No.</u>	<u>Description</u>	<u>Qty.</u>
70	666-076300-01	REAR PANEL R.4 [FOR AH & AHT VER.]	1
	666-076301-01	REAR PANEL R.4 [FOR C & CT VER.]	1
71	667-076202-01	SIDE CAP L [FOR AH & C VER.]	1
	667-076202-00	SIDE CAP L [FOR AHT & CT VER.]	1
72	667-076203-01	SIDE CAP R [FOR AH & C VER.]	1
	667-076203-00	SIDE CAP R [FOR AHT & CT VER.]	1
73	672-075204-00	HEATSINK MOUNTING BRACKET	1
74	672-076209-02	NEW EXTRUDED HTSK LEFT R.3	1
75	672-076210-00	NEW EXTRUDED HTSK RIGHT R.1	1
76	684-075202-01	POWER BUTTON BLACK (RoHS)	1
77	684-075203-11	INPUT BUTTON R.4 (RoHS) [FOR AH & C VER.]	1
	684-075203-12	INPUT BUTTON R.4 (RoHS) [FOR AHT & CT VER.]	1
78	684-075204-02	DUO BUTTON R.1 (RoHS) [FOR AH & C VER.]	4
	684-075204-04	DUO BUTTON R.1 (RoHS) [FOR AHT & CT VER.]	3
79	684-075204-05	POWER BUTTON BEZEL	1
80	684-076203-02	INPUT BUTTON LOZENGE R.1 (RoHS) [FOR AH & C VER.]	1
	684-076203-05	INPUT BUTTON LOZENGE R.1 (RoHS) [FOR AHT & CT VER.]	1
81	684-077202-02	POWER BUTTON TACT ACTIVATE R.1 (RoHS) [FOR AH & C VER.]	1
	684-077202-04	POWER BUTTON TACT ACTIVATE R.1 (RoHS) [FOR AHT & CT VER.]	1
82	688-075200-01	VIDEO COVER [FOR AH & C VER.]	1
	688-075200-02	VIDEO COVER [FOR AHT & CT VER.]	1
83	691-075200-00	WINDOW LENS (RoHS)	1
84	694-016304-01	LINKED GOGGLE BEZEL (RoHS) [FOR AH & C VER.]	2
	694-016304-02	LINKED GOGGLE BEZEL [FOR AHT & CT VER.]	2
85	694-016305-02	DUO GOGGLE BEZEL R.1 (RoHS) [FOR AH & C VER.]	2
	694-016305-04	DUO GOGGLE BEZEL R.1 (RoHS) [FOR AHT & CT VER.]	2
86	694-075200-01	VOLUME BEZEL [FOR AH & C VER.]	1
	694-075200-02	VOLUME BEZEL [FOR AHT & CT VER.]	1
87	694-077204-02	POWER BUTTON BEZEL R.1 (RoHS) [FOR AH & C VER.]	1
	694-077204-04	POWER BUTTON BEZEL R.1 (RoHS) [FOR AHT & CT VER.]	1
88	695-077201-00	LED LENS ROUND (RoHS)	1
89	698-016301-00	PLASTIC FOOT DOME SHAPE (RoHS)	4
90	698-075206-00	VIDEO HOUSING	1
91	698-150001-00	BANANA PLUG BLACK PT#10.B [FOR C & CT VER.]	8
92	698-150001-01	BANANA PLUG RED PT#10.R [FOR C & CT VER.]	8

NOTE: THE COMPONENTS IDENTIFIED BY ⚠ MARK ARE CRITICAL FOR RISK OF FIRE AND ELECTRICAL SHOCK. REPLACE ONLY WITH PART NUMBER SPECIFIED.

<*AH > : USA, CANADIAN MODEL ONLY.

<*AHT > : USA, CANADIAN WITH TITANIUM COLOUR ONLY, ALL ELECTRICAL ARE SAME AS *AH VERSION.

<*C > : EUROPEAN MODEL ONLY.

<*CT > : EUROPEAN MODEL WITH TITANIUM COLOUR ONLY, ALL ELECTRICAL ARE SAME AS *C VERSION.

ELECTRICAL PARTS LIST

<u>Reference No.</u>	<u>Database Part No.</u>	<u>Description</u>
FRONT & CENTER AMP BOARD PCB ASSEMBLY	800-A1BD63-20	T763AH (US) Phase II Normal Front and Center Amp Board Assembly
CAPACITORS		
C501,C513,C525	130-477052-04(8)/E	CAP ELEC SS 4.7uF 50V 20% 85C (RoHS)
C510,C511,C521,C522,C535,C534	130-102082-02(1)	CAP ELEC GR 100uF 100V 20%
C527,C515,C503	110-102677-00(3)/E	CAP MYLAR 1000P 100V 10% ST4.0 (RoHS)
C529,C517,C505	130-472022-01(4)/E	CAP ELEC GR 470uF 16V 20% 85C (RoHS)
C531,C519,C508	110-154677-00(6)/E	CAP MYLAR 150nF 100V 10% ST7.5 (RoHS)
C539,C538,C537	106-104076-01(8)/E	CAP MPF 0.1uF 63V +/-5% MEM (RoHS)
C566,C565	130-471022-03(1)/E	CAP ELEC SS 47uF 16V 20% 85C (RoHS)
DIODES		
D501-D503,D505-D507,D509-D514, D522-D528,D531-D536	300-000000-08(2)/E	DIODE SW 4NS DO35 1N4148 (RoHS)
D529,D530	303-382200-00(9)/E	DIODE ZENER BZX55 22V 1/2W 5%
JUMPER BARS		
J1-J18	670-075200-01(7)/E	JUMPER BAR DIA1.5 X 25 R.1 (RoHS)
COILS		
L501-L503	153-100000-01(7)/E	AIR COIL 0.2uH +/-10% 1 X 9 X 13.5 TURNS (RoHS)
RELAYS		
M501,M502,M505	182-312405-01(2)	RELAY POWER DC24V 5A/250V 2P1T PCB ME-7C024-2HS
THERMISTORS		
M504,M507,	384-100057-00(5)	THERMISTOR PTC 100 OHM
THERMAL PROTECTORS		
M506	181-000000-07(9)	THERMAL CUT OFF SWITCH 90C UP72
TRANSISTORS		
Q507,Q519,Q531	330-101161-00(7)	XTR PW NPN 1.5A/160V TO-220ML 2SC4159E
Q510,Q522,Q533	330-115231-00(7)	XTR PW NPN 15A/230V TO-3PB 2SC5669
Q501-Q503,Q511,Q513-Q515,Q523, Q525-Q527,Q535	339-000041-00(6)	XTR SS NPN HFE160-320 130MHz 2SC2362KF
Q518,Q568,Q565,Q562,Q529,Q516, Q506,Q504,Q530	330-101121-00(6)	XTR PW NPN 1A/100V TO-126 2SD600KE
Q532,Q528,Q520,Q517,Q508,Q505	330-101161-02(9)	XTR PW PNP 1.5A/160V TO-220ML 2SA1606E

Reference No.	Database Part No.	Description
Q534,Q521,Q509	330-115231-01(8)	XTR PW PNP 15A/230V TO-3PB 2SA2031
Q543-Q545	339-000038-00(1)	XTR SS NPN HFE20 250MHz DTC123ESATP
Q550,Q551,Q553,Q554,Q556,Q557, Q567,Q564,Q561	339-010041-00(1)	XTR SS PNP HFE 280-560 110MHz 2SA1016KG-AA
Q566,Q563,Q569	330-101121-01(7)	XTR PW PNP 1A/100V TO-126 2SB631KE
RESISTORS		
R556,R576,R548,R575,R528,R527 R571,R545,R522	383-010033-60(3) 253-010210-00(9)	RES MO 10 OHM 5% 1/2W VR SEMI-FIX RES CF 1K OHM B 30% 6mm VER RM-063-1K
R574,R547,R523 R591,R590,R589	386-022853-01(5) 383-010033-80(3)	RES RN 0.22 OHM 5% 5W RES MO 10 OHM 5% 2W
SURROUND AMP BOARD PCB ASSEMBLY		
	800-A2BD63-20	T763AH (US) Phase II Surround Amp Board Assembly
CAPACITORS		
C554	130-221022-03(2)/E	CAP ELEC GS 22uF 16V 20% 85C (RoHS)
C806,C805,C836	110-102677-00(3)/E	CAP MYLAR 1000P 100V 10% ST4.0 (RoHS)
C835,C802,C801	130-477052-04(8)/E	CAP ELEC SS 4.7uF 50V 20% 85C (RoHS)
C837,C809,C810,C874,C875	130-472022-01(4)/E	CAP ELEC GR 470uF 16V 20% 85C (RoHS)
C840,C816,C815	110-154677-00(6)/E	CAP MYLAR 150nF 100V 10% ST7.5 (RoHS)
C843,C842,C822,C821,C820,C819 C844,C824,C823	130-102082-02(1) 106-104076-01(8)/E	CAP ELEC GR 100uF 100V 20% CAP MPF 0.1uF 63V +/-5% MEM (RoHS)
C871	130-471052-70(1)/E	CAP ELEC SS 47uF 50V 20% 85C (RoHS)
C872	130-101052-04(4)	CAP ELEC SS 10uF 50V 20% 85C
C873	130-103032-80(5)/E	CAP ELEC KM 1000uF 25V 20% 105C (RoHS)
C876	130-223042-04(9)/E	CAP ELEC KM 2200uF 35V 20% 105C (RoHS)
DIODES		
D801-D809,D823,D814-D818, D820-D822,D824,D825,D871-D876 D879,D878	300-000000-08(2)/E 303-313391-00(9)	DIODE SW 4NS DO35 1N4148 (RoHS) DIODE ZENER BZX85 3.3V 1W 5%
JUMPER BARS		
J19-J36	670-075200-01(7)/E	JUMPER BAR DIA1.5 X 25 R.1 (RoHS)
COILS		
L801-L803	153-100000-01(7)/E	AIR COIL 0.2uH +/-10% 1 X 9 X 13.5 TURNS (RoHS)

Reference No.	Database Part No.	Description
RELAYS M801,M802	182-312408-00(7)	RELAY POWER DC24V 8A/250V 2P1T PCB MOUNT ME-11-024-2H4
THERMISTOR M807	384-100057-00(5)	THERMISTOR PTC 100 OHM
TRANSISTORS Q815,Q816,Q844,Q850,Q851,Q852	330-101161-02(9)	XTR PW PNP 1.5A/160V TO-220ML 2SA1606E
Q818,Q817,Q845	330-115231-00(7)	XTR PW NPN 15A/230V TO-3PB 2SC5669
Q819,Q820,Q846	330-115231-01(8)	XTR PW PNP 15A/230V TO-3PB 2SA2031
Q829,Q848	339-000038-00(1)	XTR SS NPN HFE20 250MHZ DTC123ESATP
Q834,Q835,Q837,Q824,Q827,Q512, Q807,Q808,Q823,Q826	339-010041-00(1)	XTR SS PNP HFE 280-560 110MHZ 2SA1016KG-AA
Q801-Q806,Q821,Q822,Q847, Q838-Q840,Q545,Q546	339-000041-00(6)	XTR SS NPN HFE160-320 130MHZ 2SC2362KF
Q809-Q812,Q841,Q842,Q854, Q856,Q858	330-101121-00(6)	XTR PW NPN 1A/100V TO-126 2SD600KE
Q843,Q814,Q813	330-101161-00(7)	XTR PW NPN 1.5A/160V TO-220ML 2SC4159E
Q859,Q855,Q857	330-101121-01(7)	XTR PW PNP 1A/100V TO-126 2SB631KE
Q871	330-103600-04(1)	XTR PW 3A/60V TO-126 2SB772Q
Q872	339-000039-00(9)	XTR SS NPN HFE270-560 180MHZ 2SC1740STPS
RESISTORS R844,R843,R8103 R858,R857,R8110 R894,R898,R838,R837,R830,R829 R897,R836,R835	386-022853-01(5) 383-010033-80(3) 383-010033-60(3) 253-010210-00(9)	RES RN 0.22 OHM 5% 5W SIL 3 PIN RES MO 10 OHM 5% 2W RES MO 10 OHM 5% 1/2W VR SEMI-FIX RES CF 1K OHM B 30% 6mm
REGULATORS U871	503-300120-07(2)/E	IC VOLT REG 12V 1A TO-220 NJM7812 (RoHS)
U872	503-300050-14(5)/E	IC VOLT REG 5V 1A TO-220 NJM7805FA (RoHS)
RS232 BOARD PCB ASSEMBLY	800-232D63-20	T763AH (US) Phase II RS232 Board Assembly
CAPACITORS C905	130-101022-02(8)/E	CAP ELEC SS 10uF 16V 20% 85C (RoHS)
C901,C902,C903,C904	130-107052-03(6)/E	CAP ELEC SS 1uF 50V 20% 85C (RoHS)

<u>Reference No.</u>	<u>Database Part No.</u>	<u>Description</u>
CONNECTORS M901	274-500000-01(6)	DB9 FEMALE CONNECTOR PCB MOUNT RIGHT ANGLE
IC SMDS U901	500-072320-00(3)	IC LOGIC DUAL RS-232 TRANSMITTER SMD SOIC DS232AR
AUDIO BOARD PCB ASSEMBLY	800-AUBD63-20	T763AH (US) Phase II Audio Board Assembly
CAPACITORS C3101-C3113,C3115	130-221022-03(2)/E	CAP ELEC GS 22uF 16V 20% 85C (RoHS)
RCA JACKS M301-M303	265-406042-00(5)	RCA JACK 6 R-R-R/W-W-W PCB MOUNT (W/COVER)
SMD RESISTORS J3101,J3102	398-000036-20(7)/E	RES. SMD 0 OHM +/-5% 1/10W 0805 (GP)
DIGITAL INPUT BOARD PCB ASSEMBLY	800-DGBD63-20	T763AH (US) Phase II Digital Input Board Assembly
CAPACITORS C1221,C1214,C1213	130-227052-04(9)/E	CAP ELEC SS 2.2uF 50V 20% 85C (RoHS)
C1222,C1223	130-102022-06(8)	CAP ELEC SS 100uF 16V 20% 85C
OPTIC FIBRE J1006,J1005	320-670138-00(7)	FIBRE OPTIC RECEIVING UNIT GP1FA550RZ
J1008	320-669138-01(4)	FIBRE OPTIC TRANSMITTER GP1FA550TZ
RCA JACKS J1001-J1004,J1007	265-401032-00(9)	RCA JACK 1 BLACK PCB MOUNT GOLD (W/SHIELD)
SMD CAPACITORS C1232-C1235	120-221527-50(5)	CAP CER SMD 220pF 50V 10% X7R 0603
SMD ICS U1201,U1202	500-080499-00(7)	IC LOGIC HEX INVERTER SMD SOP M74HCU04MIR
U1203	500-012519-00(2)	IC LOGIC 8-CHANNEL MULTIPLEXER- SSOP 74HC251M1R

Reference No.	Database Part No.	Description
DSP BOARD PCB ASSEMBLY	800-DSBD63-20	T763AH (US) Phase II DSP Board Assembly
CAPACITORS		
C1004,C1014,C1062,C1155,C1100, C1096,C1083,C1016	130-107052-03(6)/E	CAP ELEC SS 1uF 50V 20% 85C (RoHS)
C1005	130-227052-04(9)/E	CAP ELEC SS 2.2uF 50V 20% 85C (RoHS)
C1011,C1210	106-104076-01(8)/E	CAP MPF 0.1uF 63V +/-5% MEM (RoHS)
C1050,C1051,C1041,C1040,C1030, C1031,C1021,C1020,C1091,C1094 C1060,C1073	130-337052-01(4)/E	CAP ELEC SS 3.3uF 50V 20% 85C (RoHS)
	130-472022-01(4)/E	CAP ELEC GR 470uF 16V 20% 85C (RoHS)
C1079,C1137,C1138,C1143,C1144, C1012,C1072	130-101022-02(8)/E	CAP ELEC SS 10uF 16V 20% 85C (RoHS)
C1112,C1111,C1110,C1109	130-471022-03(1)/E	CAP ELEC SS 47uF 16V 20% 85C (RoHS)
C1117	130-102022-06(8)	CAP ELEC SS 100uF 16V 20% 85C
C1156,C1092,C1152-C1154	106-105076-01(4)/E	CAP MPF 1uF 63V +/-5% MEM (RoHS)
C1171,C1172	130-477052-04(8)/E	CAP ELEC SS 4.7uF 50V 20% 85C (RoHS)
INDUCTORS		
L1001-L1005,L1007,L1010,L1012-L1015 L1011	152-010012-02(3)/E	IND CHOKE 10uH 10% (RoHS)
	152-056910-03(7)/E	IND CHOKE 5.6uH +/-10% (RoHS)
TRANSISTORS		
Q1001,Q1002,Q1003	339-000001-01(6)/E	XTR SS NPN HEF 100 200MHz TO-92 C1815Y (RoHS)
IC & REGULATORS		
U1007	502-027020-00(3)	I.C.EEPROM 256X8 BYTE 70nS PDIL SST27SF020
U1020,U1015	503-303171-00(8)	IC REG 1A TO-220(T) LM317T
CRYSTAL		
X1001	290-512220-01(4)/E	CRYSTAL CLOCK OSCILLATOR 12.288MHz 50ppm 4PIN HALF-SIZE (RoHS)
SMD CAPACITORS		
C1101-C1108,C1183	120-101527-50(3)	CAP CER SMD 100pF 50V 10% X7R 0603
C1024,C1028,C1034,C1038,C1044, C1048,C1054,C1058,C1132	120-102527-50(8)	CAP CER SMD 1nF 50V 10% X7R 0603
C1007,C1010,C1160,C1175,C1176	120-103527-51(5)	CAP CER SMD 10nF 50V 10% X7R 0603
C1003,C1008,C1009,C1013,C1015, C1017-C1019,C1061,C1074-C1076, C1078,C1081,C1082,C1090,C1093, C1095,C1099,C1124-C1128,C1150, C1151,C1157,C1177,C1178	120-104528-71(9)	CAP CER SMD 0.1uF 50V 20% Y5V 0603

Reference No.	Database Part No.	Description
C1121,C1006	120-221527-50(5)	CAP CER SMD 220pF 50V 10% X7R 0603
C1139,C1145,C1146,C1140	120-272527-51(4)	CAP CER SMD 2.7nF 50V 10% X7R 0603
C1201-C1208	120-331527-50(3)	CAP CER SMD 330pF 50V 10% X7R 0603
C1022,C1026,C1032,C1036,C1042, C1046,C1052,C1056	120-332527-50(8)	CAP CER SMD 3.3nF 50V 10% X7R 0603
C1114,C1130,C1131	120-472527-50(9)	CAP CER SMD 4.7nF 50V 10% X7R 0603
C1141,C1142,C1147,C1148	120-561527-50(3)/E	CAP CER SMD 560pF 50V +10% X7R 0603 (RoHS)
C1209	120-680527-50(9)	CAP CER SMD 68pF 50V 10% X7R 0603
C1025,C1029,C1035,C1039,C1045, C1049,C1055,C1059	139-152527-50(2)/E	CAP CER SMD 1.5 nF 50V +/-10 % X7R 0603 (GP)
C1134-C1136	139-222527-50(2)/E	CAP CER SMD 2.2 nF 50V +/-10 % X7R 0603 (GP)
C1187,C1188	139-471526-20(6)/E	CAP CER SMD 470 pF 50V +/-5 % NPO 0603 (GP)
SMD RESISTORS		
J1001,R1215,R1010,R1099,R1247, R1249	390-000026-11(3)	RES SMD 0 OHM 5% 1/16W 0603
R1092-R1094,R1112-R1113,R1115, R1181-R1184	390-100026-11(6)	RES SMD 100 OHM 5% 1/16W 0603
R1166	390-100126-11(3)	RES SMD 1K OHM 5% 1/16W 0603
R1008,R1020-R1022,R1026,R1036, R1040,R1050,R1054,R1064,R1068, R1114,R1130-R1138	390-100224-20(1)/E	RES SMD 10K OHM 1% 1/10W 0603 (RoHS)
R1175,R1176,R1223,R1224	390-100324-10(7)/E	RES SMD 100K OHM +/-1% 1/16W 0603 (RoHS)
R1118,R1119,R1124,R1125	390-118124-20(3)	RES SMD 1.18K OHM 1%1/10W 0603
R1013	390-120126-12(3)	RES SMD 1.2K OHM 5% 1/16W 0603
R1120,R1121,R1126,R1127	390-150124-11(7)/E	RES. SMD 1.5K +/-1% 1/16W 0603(GP)
R1082	390-180124-10(9)	RES SMD 1.8K OHM 1% 1/16W 0603
R1195-R1198	390-200124-11(8)/E	RES SMD 2K 1/16W +/-1% 0603 (GP)
R1009	390-200324-10(1)/E	RES SMD 200K OHM 0603 1/16W 1%
R1023,R1027,R1028,R1030,R1033, R1035,R1037,R1041,R1042,R1044, R1047,R1049,R1051,R1055,R1056, R1058,R1061,R1063,R1065,R1069, R1070,R1072,R1075,R1077,R1078, R1080,R1084	390-220124-12(8)/E	RES SMD 2.2K OHM 1% 1/16W 0603 (ROHS)
R1081,R1090,R1091,R1221	390-270124-10(8)/E	RES SMD 2.7K OHM +/-1% 1/16W 0603 (RoHS)
R1003-R1006	390-330126-11(3)	RES SMD 3.3K OHM 5% 1/16W 0603
R1007,R1191-R1194	390-330926-11(6)	RES SMD 33 OHM 5% 1/16W 0603
R1001,R1002,R1079,R1083,R1222, R1231-R1246	390-470124-11(6)/E	RES SMD 4.7K OHM 1% 1/16W 0603 (ROHS)
R1171-R1174	390-470224-21(3)/E	RES SMD 47K OHM +/-1% 1/10W 0603 (RoHS)
R1117,R1116,R1123,R1122	390-562124-20(5)/E	RES SMD 5.62K OHM +/-1% 1/10W 0603 (RoHS)
R1024,R1031,R1038,R1045,R1052, R1059,R1073,R1066	390-620024-10(3)/E	RES SMD 620 OHM 1% 1/16W 0603 (RoHS)

Reference No.	Database Part No.	Description
R1217,R1218	390-634024-10(9)/E	RES SMD 634 OHM +/-1% 1/16W 0603 (RoHS)
R1213-R1214,R1216	390-750926-11(8)	RES SMD 75 OHM 5% 1/16W 0603
R1177,R1178	390-910924-10(8)	RES SMD 91 OHM 1% 1/16W 0603
SMD ICS		
U1004	500-011579-01(4)	IC LOGIC QUAD 2-INPUT SELECTOR SOIC 74HC157MIR
U1014,U1002,U1003	500-032459-00(5)	IC LOGIC OCTAL BIDIRECTIONAL TRANSCEIVER SMD 74LVC245ATTR
U1008,U1009	500-065749-00(7)	IC LOGIC OCTAL D-FLIP FLOPS WITH 3-STAGE OUTPUT SMD 74LVQ574M
U1010-U1013,U1023,U1028	507-705532-01(7)/E	IC AUDIO LOW NOISE OP-AMP SMD NJM5532M (RoHS)
U1026	509-943600-00(9)	IC 24BIT 192KHz 6 CH DAC CS4360KZ
U1025	509-943920-00(5)	IC 24BIT 192KHz STEREO DAC TSSOP CS4392-KZ
U1001	509-949326-00(2)	IC DD DTS & MPEG DECODER PLCC CS49326
U1027	509-953410-00(8)	IC AUDIO A/D CONVERTER 16PIN SMD TSSOP CS5341-CZZ
U1005	509-984150-00(8)/E	IC 96KHz DIGITAL AUDIO INTERFACE RECEIVER SMD CS8415A-CSZ (RoHS)
LED BOARD PCB ASSEMBLY		
	800-LEBD63-20	T763AH (US) Phase II LED Board Assembly
TACT SWITCH		
S220	182-100111-08(9)	SW TACT NO 1P1T 50mA/12V VER H=7mm
LED		
D211	314-001258-05(7)	LED RED-GRN CIRCULAR 5X8.7MM 5RG9SW-2-A COMMON ANODE
MULTI-CHANNEL BOARD PCB ASSEMBLY		
	800-MUBD63-20	T763AH (US) Phase II Multi-Channel Board Assembly
CAPACITORS		
C607,C747-C754,C6201-C6214	130-221022-03(2)/E	CAP ELEC GS 22uF 16V 20% 85C (RoHS)
C627,C628,C633,C634	130-102022-06(8)	CAP ELEC SS 100uF 16V 20% 85C
C677,C678,C689,C690	130-471022-03(1)/E	CAP ELEC SS 47uF 16V 20% 85C (RoHS)
C757,C758	106-823676-00(4)/E	CAP MPF 0.082uF 100V +/-5% MEM (RoHS)
C759-C762,C769,C770,C773,C774	106-104076-01(8)/E	CAP MPF 0.1uF 63V +/-5% MEM (RoHS)

Reference No.	Database Part No.	Description
C763-C766	106-473676-00(3)/E	CAP MPF 0.047uF 100V +/-5% MEM (RoHS)
C767,C768,C771,C772	106-332676-00(6)/E	CAP MPF 0.0033uF 100V +/-5% MEM (RoHS)
C775,C776,C755,C756	130-227052-09(5)	CAP ELEC 2.2uF 50V 20% NON-POLAR
DIODES		
D602,D604	303-327590-00(1)	DIODE ZENER BZX55 7.5V 1/2W 5%
INDUCTORS		
L6101,L6102	152-010110-03(3)/E	IND CHOKE 100uH +/-10% AXIAL EC24-101K (RoHS)
RCA JACKS		
M6101,M6103	265-406042-00(5)	RCA JACK 6 R-R-R/W-W-W PCB MOUNT GOLD (W/COVER)
M6102	265-402032-00(5)	RCA JACK 2 B/B PCB MOUNT GOLD (W/SHIELD)
TRANSISTORS		
Q6101	339-000014-00(9)/E	XTR SS NPN HFE 120-200 190MHz TO-92 8050C (RoHS)
Q6102	339-010022-00(4)/E	XTR SS PNP HFE 120-200 200MHz TO-92 8550C (RoHS)
Q6107	339-000045-00(2)	XTR SS NPN 68 250MHz SPT DTA144ESATP
Q6108,Q6109	339-000012-00(2)	XTR SS NPN HFE 68 30MHz SPT DTC144ESATP
RESISTORS		
R609,R610,R615	381-330221-00(5)/E	RES MF 33K OHM 1% 1/6W (GP)
R611,R612,R616	381-200221-00(8)/E	RES MF 20K OHM 1% 1/6W (GP)
R613,R614	381-750221-00(7)/E	RES MF 75K OHM 1% 1/6W (GP)
IC		
U6103	500-054066-04(4)	IC LOGIC ANALOG PDIL CD4066B
SMD CAPICATORS		
C6301-C6304	120-104528-71(9)	CAP CER SMD 0.1uF 50V 20% Y5V 0603
SMD ICS		
U6104,U6105	507-705532-01(7)/E	IC AUDIO LOW NOISE OP-AMP SMD NJM5532M (RoHS)
U6101,U6102	507-766151-00(8)	IC SOUND PROCESSOR 7.1CH VOL+TONE SMD QFP M61516FP
SPEAKER BOARD PCB ASSEMBLY		
	800-PABD63-20	T763AH (US) Phase II Speaker Board Assembly

Reference No.	Database Part No.	Description
SPEAKER TERMINALS M5101,M8101	262-300002-02(3)	SPEAKER TERMINAL 6P BINDING R/B W/O PLUG
SPEAKER B BOARD PCB ASSEMBLY	800-PBBD63-20	T763AH (US) Phase II Speaker B Board Assembly
SPEAKER TERMINALS M5102	262-300002-04(5)	SPEAKER TERMINAL 4P BINDING R/B W/O PLUG
PRE-OUT BOARD PCB ASSEMBLY	800-POBD63-20	PCB Assy T763AH (US) Phase II Pre-Out Board Assembly
CAPACITORS C647,C652,C657,C662,C672,C700, C705	130-101022-02(8)/E	CAP ELEC SS 10uF 16V 20% 85C(RoHS)
C603,C604,C611-C620,C640,C645, C650,C655,C660,C665,C670,C675, C703,C708	130-221022-03(2)/E	CAP ELEC GS 22uF 16V 20% 85C (RoHS)
C684-C688,C699	130-332022-02(4)/E	CAP ELEC GR 330uF 16V 20% 85C RAD (RoHS)
C621,C622,C637,C642,C667,C679, C680,C691,C692	130-471022-03(1)/E	CAP ELEC SS 47uF 16V 20% 85C (RoHS)
C626	133-222022-70(1)/E	CAP ELEC SS 220uF 16V 20% 85C (RoHS)
INDUCTORS L602-L610	152-010012-02(3)/E	IND CHOKE 10uH 10% AXIAL EC36-100K (RoHS)
RCA JACKS M611	265-401010-00(6)	RCA JACK 1 RED PCB MOUNT GOLD RS-116G/R (W/O COVER)
M610	265-402020-00(9)	RCA JACK 2 W/W PCB MOUNT GOLD RS-213G-06(W) (W/O COVER)
M612,M608	265-402030-00(7)	RCA JACK 2 B/B PCB MOUNT GOLD RS-213G-02(W)
M609,M607	265-404050-00(4)	RCA JACK 4 R-W/R-W PCB MOUNT GOLD
DIODES D601,D605-D610 D611-D614	300-000000-08(2)/E 301-010071-00(3)/E	DIODE SW 4NS DO35 1N4148 (RoHS) DIODE RECT 1A/1000V DO41 WIN4007 (RoHS)
TRANSISTORS Q601-Q615,Q617,Q629,Q630,Q632, Q633	339-000035-00(4)	XTR SS NPN HFE200-700 30MHz SPT RN1241A

Reference No.	Database Part No.	Description
Q6101,Q6102	339-000036-00(3)	XTR SS NPN HFE200-700 30MHz 2SC2878A
Q6104	339-000040-00(7)	XTR SS NPN HFE30 250MHz SPT DTC114ESATP
Q621-Q626,Q6103	339-010039-00(4)	XTR SS PNP HFE 30 250MHz SPT DTA114ESATP
RESISTORS		
R631,R632,R6110	381-100121-10(8)	RES MF 1K OHM 1% 1/6W
R648,R655,R660,R667,R679	381-150121-31(2)	RES MF 1.5K OHM 1% 1/8W
R694,R701	381-220121-01(2)	RES MF 2.2K OHM 1% 1/6W
R671,R6105,R6106	381-270121-10(3)	RES MF 2.7K OHM 1% 1/6W
R672,R695,R702	381-330021-01(3)	RES MF 330 OHM 1% 1/6W
R635,R645,R647,R654,R659,R666, R678,R6101-R6104,R6109	381-330131-10(6)	RES MF 3.3K OHM 1% 1/6W
JUMPER BARS		
J6201-J6216	670-075200-01(7)/E	JUMPER BAR DIA1.5 X 25 R.1 (RoHS)
SMD CAPACITORS		
C747-C766	120-104528-71(9)	CAP CER SMD 0.1uF 50V 20% Y5V 0603
C738-C740	120-221527-50(5)	CAP CER SMD 220pF 50V 10% X7R 0603
SMD DIODES		
D615-D618	303-391200-04(3)	DIODE ZENER SMD 12V 500mW 5% SOD123 MMSZ5242BT1
SMD ICS		
U609-U615	507-705532-01(7)/E	IC AUDIO LOW NOISE OP-AMP SMD NJM5532M (RoHS)
STANDBY POWER SUPPLY BOARD		
PCB ASSEMBLY*AH,AHT	800-PSUD63-20	T763C (AH) Phase II Power Supply Board Assembly
PCB ASSEMBLY*C,CT	800-PSED63-20	T763C (CE) Phase II Power Supply Board Assembly
CAPACITORS		
C752	130-477052-04(8)/E	CAP ELEC SS 4.7uF 50V 20% 85C (RoHS)
C763	100-103079-35(1)	CAP CER ECKDRS 10nF 400VAC +80/-20%
DIODES		
D751-D756	301-010071-00(3)/E	DIODE RECT 1A/1000V DO41 WIN4007 (RoHS)
FUSES		
F751*AH,AHT	370-019100-00(2)	FUSE TIME-LAG 10A/250VAC 5X20mm UL/CSA 5T

Reference No.		Database Part No.	Description
F751*C,CT	⚠	370-018100-05(2)	FUSE TIME-LAG 6.3A/250VAC 5X20mm VDE/UL/CSA 5T
F752*AH,AHT	⚠	370-011100-06(4)	FUSE 1.6A 250V TIME LAG LBC 5x20mm 5T UL/CSA/VDE/SEMKO
F752*C,CT	⚠	370-015100-03(3)	FUSE 800mA 250V TIME LAG LBC 5x20mm 5T UL/CSA/VDE/SEMKO
FUSE HOLDERS			
FH751, FH752	⚠	371-100000-00(6)/E	FUSE CLIP 0.05mm FC-1001 (RoHS)
RELAY			
M751	⚠	182-101210-02(6)/E	RELAY MINIATURE 12VDC/10A 1P1T VDE/BS SDT-SS-112DM TV-5(UL) (RoHS)
TRANSISTOR			
Q751		339-000001-01(6)/E	XTR SS NPN HEF 100 200MHz TO-92 C1815Y (RoHS)
RESISTOR			
R751	⚠	382-022834-60(8)	RES FUSIBLE 0.22 OHM 10% 1/2W AXIAL
STANDBY TRANSFORMER			
T751	⚠	177-004002-01(5)/E	TRANSFORMER PW EI-35 100V/220V T05382B (RoHS)
JUMPER WIRES			
JMP1,JMP4		232-005190-00(4)/E	TINNED WIRE DIA 0.5MM L=19.0MM (GP)
JMP2		232-000060-02(8)/E	TINNED WIRE DIA 0.5MM L=6MM (GP)
JP1,JP2*AH,AHT		232-005160-00(1)/E	TINNED WIRE DIA 0.5MM L=16.0MM (GP)
JP3*C,CT		232-005080-00(9)/E	TINNED WIRE DIA 0.5MM L=8.0MM (GP)
JP4,JP5		232-005055-00(1)/E	TINNED WIRE DIA 0.5MM L=5.5MM (GP)
POWER SWITCH BOARD PCB ASSEMBLY			
		800-PWBD63-20	T763AH (US) Phase II Power Switch Board Assembly
CAPACITORS			
C764	⚠	100-103079-35(1)	CAP CER ECKDRS 10nF 400VAC +80/-20%
SECONDARY BOARD PCB ASSEMBLY			
		800-SEBD63-20	T763AH (US) Phase II Secondary Board Assembly
CAPACITORS			
C801-C804		130-124072-00(1)/E	CAP ELEC LP 12000uF 80V +/-20% RAD (RoHS)

Reference No.	Database Part No.	Description
BRIDGE RECTIFIERS D801,D802	305-512540-04(5)/E	BRIDGE RECTIFIER 25A 400V BR254W BR-25W (RoHS)
JUMPER BARS JMP1,JMP2	670-075200-01(7)/E	JUMPER BAR DIA1.5 X 25 R.1 (RoHS)
TRIGGER BOARD PCB ASSEMBLY	800-TRBD63-20	T763AH (US) Phase II Trigger Board
SLIDE SWITCH S351	182-410220-02(3)	SW SLIDE 2P2T RIGHT L=9 JSK022N09-G09
JACKS M351-M357	270-431030-01(6)	PHONE JACK 1 BLACK PCB MOUNT 3.5mm RIGHT
D354-D365	301-010071-00(3)/E	DIODE RECT 1A/1000V DO41 WIN4007 REEL (RoHS)
D351-D353	303-385190-00(9)/E	DIODE ZENER BZX79 5.1V 1/2W 5% (RoHS)
TRANSISTORS Q352,Q351	339-000038-00(1)	XTR SS NPN HFE20 250MHz DTC123ESATP
RESISTORS R358-R360	383-150033-80(4)	RES MO 150 OHM 5% 2W AXIAL
REGULATORS U3501,U3502 U352	503-000317-00(2) 503-300120-03(7)	I.C. REG 0.1A TO-92 AZ317LZ IC VOLT REG 12V 0.1A TO-92 LM78L12
MAIN BOARD PCB ASSEMBLY	810-376300-01	T763AH (US) Phase II V3.0 Main Board Assembly
CAPACITORS C701	130-333042-06(9)	CAP ELEC SK 3300uF 35V 20% 105C
C704	130-473047-00(8)/E	CAP ELEC 4700uF 35V 20% 105C (RoHS)
C705,C706,C716,C725	130-103032-80(5)/E	CAP ELEC KM 1000uF 25V 20% 105C (RoHS)
C707	130-223042-04(9)/E	CAP ELEC KM 2200uF 35V 20% 105C (RoHS)
C710	130-471052-70(1)/E	CAP ELEC SS 47uF 50V 20% 85C (RoHS)
C711-C713,C741	130-103052-03(4)/E	CAP ELEC KM 1000uF 50V 20% 105C (RoHS)

Reference No.	Database Part No.	Description
C715	106-105076-01(4)/E	CAP MPF 1uF 63V +/-5% MEM (RoHS)
C719,C702	130-101022-10(6)/E	CAP ELEC KM 100uF 16V 20% 105C (RoHS)
C724	130-473032-06(3)	CAP ELEC EGH 4700uF 25V 20% 105C
DIODES		
D701-D704,D709-D710	301-010071-00(3)/E	DIODE RECT 1A/1000V DO41 WIN4007 (RoHS)
D711	303-320310-02(8)	DIODE ZENER BZX55 30V 1/2W 5%
D715,D716	305-500470-00(2)	DIODE BRI 4A/70V RS402L
TRANSISTORS		
Q701	330-101121-00(6)	XTR PW NPN 1A/100V TO-126 2SD600KE
REGULATORS		
U702,U707	503-300120-07(2)/E	IC VOLT REG 12V 1A TO-220 NJM7812 (RoHS)
U703	503-310120-01(9)/E	IC VOLT REG TO-220F NJM7912 (RoHS)
U705,U704,U701	503-300050-14(5)/E	IC VOLT REG 5V 1A TO-220 NJM7805FA (RoHS)
COMPOSITE VIDEO BOARD PCB ASSEMBLY		
	810-376300-19	T763AH (US) Phase II V3.0 Composite Video Board Assembly
CAPACITORS		
C4204,C4206,C4208,C4211,C4218	130-472012-02(7)/E	CAP ELEC GR 470uF 10V 20% 85C (RoHS)
C4207,C4203,C4202,C4205,C4209,C4210,C4216,C4217,C4201	130-227052-04(9)/E	CAP ELEC SS 2.2uF 50V 20% 85C (RoHS)
DIODES		
D4201,D4202	303-385190-00(9)/E	DIODE ZENER BZX79 5.1V 1/2W 5% (RoHS)
RCA JACKS		
M422,M421	265-404002-00(3)	RCA JACK 4 Y-Y/Y-Y PCB MOUNT (W/SHIELD)
M423	265-401000-00(8)	RCA 1 Y PCB MOUNT GOLD RS-146G/Y
TRANSISTORS		
Q4201,Q4202,Q4207,Q4208	339-010037-00(6)	XTR SS PNP HFE 270-560 140MHz 2SA933ASTPS
Q4204,Q4206	339-000012-00(2)	XTR SS NPN HFE 68 30MHz SPT DTC144ESATP
Q4205	339-000045-00(2)	XTR SS NPN 68 250MHz SPT DTA144ESATP
ICS		
U4201	500-054066-04(4)	IC LOGIC ANALOG PDIL CD4066B

Reference No.	Database Part No.	Description
U4203,U4202	505-507625-00(2)	IC AV SWITCH DIP BA7625
SMD RESISTORS J4201,J4202	398-000036-20(7)/E	RES SMD 0 OHM +/-5% 1/10W 0805 (GP)
KEYBOARD PCB ASSEMBLY	810-376300-22	T763AH (US) Phase II V3.0 Keyboard Board Assembly
CAPACITORS C212	130-103012-04(4)/E	CAP ELEC GR 1000uF 10V 20% 85C (RoHS)
C255,C258	130-107052-03(6)/E	CAP ELEC SS 1uF 50V 20% 85C (RoHS)
C214	130-108052-01(9)/E	CAP ELEC. SS 0.1uF 50V 20% 85C (RoHS)
C208,C209,C210,C211	130-471022-03(1)/E	CAP ELEC SS 47uF 16V 20% 85C (RoHS)
C224	130-473032-02(8)/E	CAP ELEC GR 4700uF 25V 20% 85C (RoHS)
TACT SWITCHES S201-S219	182-100111-08(9)	SW TACT NO 1P1T 50mA/12V VER H=7mm
ENCODERS M201	254-600121-01(8)	ENCODER ROTATRY STD L=20MM VERT ,W/O CLICK
CRYSTALS X201A,X202A	290-520020-02(5)/E	CRYSTAL 20.000MHz 30ppm HC-49S (RoHS)
DIODES D212,D214-D218 D220	300-000000-08(2)/E 303-385190-00(9)/E	DIODE SW 4NS DO35 1N4148 (RoHS) DIODE ZENER BZX79 5.1V 1/2W 5% (RoHS)
IR D201	320-094138-00(8)	IR RX 940nm 37.9KHz SHIELD ST FM-7138TE5
TRANSISTORS Q203-Q206 Q201	339-000001-01(6)/E 339-010010-01(9)/E	XTR SS NPN HEF 100 200MHz TO-92 C1815Y (RoHS) XTR SS PNP HFE 100 200MHz TO-92 A1015Y (RoHS)
VFD VD201	354-434010-00(4)/E	VFD 16-BT-132-GNK 16 GRIDX36 ANODE 2 COLORS (GP)

Reference No.	Database Part No.	Description
IC U210	502-230022-08(2)/E	IC EEPROM 2K BYTE 250nS PDIL ENDURANCE : 1 MILLION CYCLES AT 24C16 (RoHS)
SMD CAPACITORS C241,C242	120-102527-51(9)	CAP CER SMD 1nF 50V 10% X7R 0603
C201-C202,C213,C215-C222,C229, C256,C257	120-104528-71(9)	CAP CER SMD 0.1uF 50V 20% Y5V 0603
C251-C254	120-330527-50(7)	CAP CER SMD 33pF 50V 10% X7R 0603
SMD RESISTORS R269	390-000026-11(3)	RES SMD 0 OHM 5% 1/16W 0603
R222	390-068024-70(5)/E	RES SMD 68 OHM +/-1% 1/16W 0603 (RoHS)
R241,R242	390-100026-11(6)	RES SMD 100 OHM 5% 1/16W 0603
R234	390-100126-11(3)	RES SMD 1K OHM 5% 1/16W 0603
R216	390-100144-50(9)/E	RES SMD 1K OHM 1% 1/4W 1206 (RoHS)
R201-R207,R213,R219,R223,R224, R226,R227,R229,R231,R232,R270	390-100226-11(9)	RES SMD 10K OHM 5% 1/16W 0603
R238	390-120226-11(8)	RES SMD 12K OHM 5% 1/16W 0603
R221,R230	390-220126-11(5)	RES SMD 2.2K OHM 5% 1/16W 0603
R217,R218	390-470026-11(7)	RES SMD 470 OHM 5% 1/16W 0603
R220,R253-R261,R263,R265-R268, R272	390-470126-11(4)	RES SMD 4.7K OHM 5% 1/16W 0603
R233	390-470226-11(1)	RES SMD 47K OHM 5% 1/16W 0603
R225	390-560024-11(8)/E	RES SMD 560 OHM +/-1% 1/16W 0603 (RoHS)
R271	390-560226-11(9)	RES SMD 56K OHM 5% 1/16W 0603
R262,R264	390-680026-11(8)	RES SMD 680 OHM 5% 1/16W 0603
R252,R251	398-100526-10(6)/E	RES. SMD 10M OHM +/-5% 1/16W 0603 (GP)
SMD ICs U208	500-014051-00(9)	IC LOGIC SINGLE 8 CH ANALOG MUX/DEMUX SMD M74HC4051MIR
U209	500-032459-03(8)	IC LOGIC OCTAL BUS TRANSCEIVER (3-STATE) 74VHC245M
U204,U205,U206,U207,U211	500-054094-01(6)	IC LOGIC 8-STAGE SHIFT-AND- STORE BUS REGISTER SMD SO16 HEF4094BT
U201,U202	501-108640-01(7)	IC MCU 8 BIT 64KROM 1024 BYTE SCRAM PLCC T89C51RD2-SL
U203	509-963060-00(5)	IC VFD DRIVER SMD QFP PT6306
U214	509-981000-00(6)	IC MICROCONTROLLER RESET MONITORS TCM810LENB713
VIDEO-6 BOARD PCB ASSEMBLY	810-376300-34	PCB Assy T763AH (US) Phase II V3.0 Video-6 Board Assembly

Reference No.	Database Part No.	Description
CAPACITORS C4401,C4402,C4403	130-227052-04(9)/E	CAP ELEC SS 2.2uF 50V 20% 85C RAD ESS-R-225M1H-01 (RoHS)
JACKS M4401	265-401000-01(9)	RCA JACK 1 YELLOW PCB MOUNT GOLD (W/O COVER)
M4404	265-401010-01(7)	RCA JACK 1 RED PCB MOUNT GOLD (W/O COVER)
M4403	265-401020-01(5)	RCA JACK 1 WHITE PCB MOUNT GOLD
M4402	266-411030-01(9)	DIN JACK 1 BLACK PCB MOUNT MD-113
J4401	270-451030-14(8)	PHONE JACK D6.3 1 PCB MOUNT GOLD KF-C9002-03
S-VIDEO BOARD PCB ASSEMBLY	810-376300-43	T763AH (US) Phase II V3.0 S-Video Board Assembly
CAPACITORS C4108,C4116,C4112,C4156	130-472012-02(7)/E	CAP ELEC GR 470uF 10V 20% 85C (RoHS)
C4109-C4111,C4113-C4115,C4117-7 C4120,C4101-C4107,C4153,C415	130-227052-04(9)/E	CAP ELEC SS 2.2uF 50V 20% 85C (RoHS)
C4124,C4123	130-222012-03(9)/E	CAP ELEC SS 220uF 10V 20% 85C (RoHS)
C4126,C4127	121-330577-01(9)/E	CAP CER 33PF 50V +/-10% NPO (GP)
C4134,C4149,C4145,C4158	130-102012-03(7)	CAP ELEC SS 100uF 10V 20% 85C
C4137,C4133,C4141	130-107052-03(6)/E	CAP ELEC SS 1uF 50V 20% 85C (RoHS)
C4138	118-200078-00(2)	CAP TRIMMER 20pF 20%
C4144	130-108052-01(9)/E	CAP ELEC. SS 0.1uF 50V 20% (RoHS)
C4146,C4136	106-247076-04(9)/E	CAP MpF 0.47uF 63V +/-5% DMF 5 SERIES (RoHS)
C4150	130-471022-03(1)/E	CAP ELEC SS 47uF 16V 20% 85C (RoHS)
C4151	130-101022-02(8)/E	CAP ELEC SS 10uF 16V 20% 85C(RoHS)
DIODES D4101-D4107 D4108,D4109	300-000000-08(2)/E 303-385190-00(9)/E	DIODE SW 4NS DO35 1N4148 (RoHS) DIODE ZENER BZX79 5.1V 1/2W 5%(RoHS)
INDUCTORS L4101 L4102	152-056910-03(7)/E 152-022010-02(1)	IND CHOKE 5.6uH +/-10% (RoHS) IND CHOKE 22uH 10%
DIN JACKS M411-M418	266-411030-01(9)	DIN JACK 1 BLACK PCB MOUNT MD-113

Reference No.	Database Part No.	Description
TRANSISTORS		
Q4102	339-000045-00(2)	XTR SS NPN 68 250MHz SPT DTA144ESATP
Q4103,Q4122,Q4101,Q4131	339-000012-00(2)	XTR SS NPN HFE 68 30MHz SPT DTC144ESATP
Q4109-Q4112,Q4116-Q4119	339-010037-00(6)	XTR SS PNP HFE 270-560 140MHz 2SA933ASTPS
Q4123,Q4120	339-000038-00(1)	XTR SS NPN HFE20 250MHz DTC123ESATP
Q4127,Q4126,Q4115	339-000039-00(9)	XTR SS NPN HFE270-560 180MHz 2SC1740STPS
Q4128,Q4124	339-000036-00(3)	XTR SS NPN HFE200-700 30MHz 2SC2878A
Q4132	339-000001-01(6)/E	XTR SS NPN HEF 100 200MHz TO-92 C1815Y (RoHS)
SLIDE SWITCH		
S4101	182-410220-02(3)	SW SLIDE 2P2T RIGHT L=9 JSK022N09-G09
ICS		
U4101	505-557476-00(8)	IC OSD DIP30SD LC74763-9012
U4102,U4103	505-507625-00(2)	IC AV SWITCH DIP BA7625
U4104	500-054066-04(4)	IC LOGIC ANALOG PDIL CD4066B
CRYSTALS		
X4101	290-514320-01(2)/E	CRYSTAL 14.318MHz 30ppm 32pF HC-49S (RoHS)
X4102	290-517720-01(5)/E	CRYSTAL 17.73447MHz 20ppm 30pF HC-49S (RoHS)
ISC BOARD PCB ASSEMBLY		
	810-376300-45	PCB Assy T763AH (US) Phase II V3.0 ISC Board
CAPACITORS		
C786-C789,C816-C820	106-104076-01(8)/E	CAP MPF 0.1uF 63V +/-5% MEM (RoHS)
C811,C812,C813,C815,C829,C830, C832,C833	130-101022-02(8)/E	CAP ELEC SS 10uF 16V 20% 85C(RoHS)
DIODES		
D810,D824	305-501040-00(7)	DIODE BRI 10A/400V KBK10G
D811,D812,D826,D825	301-191260-00(4)	DIODE RECT 12A/600V TO-220 TYN612
D813,D823,D827,D828	300-000000-08(2)/E	DIODE SW 4NS DO35 1N4148 (RoHS)
D821,D822	303-321200-04(2)	DIODE ZENER BZX55 12V 1/2W 5%
JUMPER BARS		
JMP3,JMP2	670-075200-01(7)/E	JUMPER BAR DIA1.5 X 25 R.1 (RoHS)
TRANSISTORS		
Q812,Q815,Q817,Q818,Q831,Q833	339-000001-01(6)/E	XTR SS NPN HEF 100 200MHz TO-92 C1815Y (RoHS)

Reference No.	Database Part No.	Description
Q813,Q782,Q781,Q811	339-010041-00(1)	XTR SS PNP HFE 280-560 110MHz 2SA1016KG-AA
Q832,Q830,Q814,Q816	339-010010-01(9)/E	XTR SS PNP HFE 100 200MHz TO-92 A1015Y (RoHS)
RESISTORS		
R791,R814	380-220023-12(2)	RES CF 220 OHM 5% 1/6W
R793,R813,R790,R817	386-022853-01(5)	RES RN 0.22 OHM 5% 5W SIL 3 PIN COMMAN
R811,R812	383-400133-90(8)	RES MO 4K OHM 5% 3W AXIAL (MINI-SIZE)
R834,R881	253-050310-02(6)	VR SEMI-FIXED RESISTOR CF 50K OHM 30% B 6mm HOR
R837-R841,R883	383-022823-60(4)	RES MO 0.22 OHM 5% 1/2W
SMD CAPACITORS		
C814,C831	120-104528-71(9)	CAP CER SMD 0.1uF 50V 20% Y5V 0603
SMD RESISTORS		
R826,R873	390-100126-11(3)	RES SMD 1K OHM 5% 1/16W 0603
R827,R835,R874,R882	390-100226-11(9)	RES SMD 10K OHM 5% 1/16W 0603
R829,R830,R876,R877	390-100326-11(6)	RES SMD 100K OHM 5% 1/16W 0603
R831,R832,R878,R879	390-220126-11(5)	RES SMD 2.2K OHM 5% 1/16W 0603
R828,R875	390-470126-11(4)	RES SMD 4.7K OHM 5% 1/16W 0603
R833,R880	390-680326-11(8)	RES SMD 680K OHM 5% 1/16W 0603
SMD IC		
U801	507-705532-01(7)/E	IC AUDIO LOW NOISE OP-AMP SMD NJM5532M (RoHS)
COMPONENT VIDEO BOARD		
PCB ASSEMBLY		
	810-377300-29	T773/T763 Phase II V3.0 ISC Power Supply Component Video Board not supplied with inductor nor shielded cable
	810-316300-29	T163/T763 Phase II V3.0 Main Board supply Component Video Board powered by the 5V supply from the Main Board
CAPACITORS		
C4545-C4547	130-103012-03(3)	CAP ELEC GS 1000uF 10V 20% 85C
C4548-C4551,C4621,C4623-C4626	130-102012-03(7)	CAP ELEC SS 100uF 10V 20% 85C
C4554-C4557,C4635-C4636	130-101022-02(8)/E	CAP ELEC SS 10uF 16V 20% 85C(RoHS)
C4558-C4559,C4627-C4632	130-107052-03(6)/E	CAP ELEC SS 1uF 50V 20% 85C (RoHS)
C4560	130-332022-02(4)/E	CAP ELEC GR 330uF 16V 20% 85C RAD (RoHS)
C4562-C4571	130-227052-04(9)/E	CAP ELEC SS 2.2uF 50V 20% 85C (RoHS)
C4586	130-680032-00(1)/E	CAP ELEC 68uF 25V 20% 105C (RoHS)
INDUCTORS		
L4502-L4503	152-056910-03(7)/E	IND CHOKE 5.6uH +/-10% (RoHS)

Reference No.	Database Part No.	Description
RCA JACKS M4501-M4504	265-403202-00(1)	RCA 3 G-BL-R PCB MOUNT GOLD (W/COVER)
TRANSISTORS Q4501-Q4503	339-000001-01(6)/E	XTR SS NPN HEF 100 200MHz TO-92 C1815Y (RoHS)
Q4505,Q4506	339-000040-00(7)	XTR SS NPN HFE30 250MHz SPT DTC114ESATP
Q4507	339-010037-00(6)	XTR SS PNP HFE 270-560 140MHz 2SA933ASTPS
CRYSTALS X4501	290-143234-00(2)/E	CRYSTAL 14.31818MHz 30ppm 16pF HC-49U/S (RoHS)
RESISTOR R4627	383-056933-90(4)	RES MO 5.6 OHM 5% 3W AXIAL (MINI-SIZE)
SMD CAPACITORS C4501-C4531,C4533-C4540,C4588-C4589,C4633-C4634 C4572-C4573	120-104528-76(5)/E 120-220526-10(1)/E	CAP CER SMD 0.1uF 50V 20% Y5V 0603 (ROHS) CAP CER SMD 22pF 50V 5% COG 0603 (ROHS)
C4577-C4578,C4581-C4585, C4600-C4602	120-561527-50(3)/E	CAP CER SMD 560pF 50V +10% X7R 0603 (RoHS)
C4603-C4614	120-331527-50(3)	CAP CER SMD 330pF 50V 10% X7R 0603
C4615-C4620	120-681527-53(8)/E	CAP CER SMD 680pF 50V 10% X7R 0603 (ROHS)
SMD INDUCTORS L4501,L4504,L4506,L4511-L4525	166-027901-04(2)	IND 2.7uH SMD 10% 0805 C1201209-2R7KG
SMD DIODES D4501,D4502	301-100140-07(4)	DIODE RECT 1A/200V DO-213AB GS1G
SMD RESISTORS R4505-R4507,R4529-R4531,R4563, R4566,R4567,R4594-R4601,R4606, R4626 R4501-R4504,R4620 R4621 R4535 R4588,R4590 R4592 R4589 R4541-R4542,R4574-R4576 R4613 R4622	390-000026-11(3) 390-000036-30(9)/E 390-068026-10(3)/E 390-100426-11(3) 390-270026-11(1) 390-300026-11(3)/E 390-390026-11(3) 390-470126-11(4) 390-470926-11(7) 390-560926-11(6)	RES SMD 0 OHM 5% 1/16W 0603 RES SMD 0 OHM 0805 1/8W+/-5% RES SMD 68 OHM 0603 1/16W +/-5% RES SMD 1M OHM 5% 1/16W 0603 RES SMD 270 OHM 5% 1/16W 0603 RES SMD 300 OHM 5% 1/16W 0603 (ROHS) RES SMD 390 OHM 5% 1/16W 0603 RES SMD 4.7K OHM 5% 1/16W 0603 RES SMD 47 OHM 5% 1/16W 0603 RES SMD 56 OHM 5% 1/16W 0603

Reference No.	Database Part No.	Description
R4564	398-100126-10(9)/E	RES. SMD 1K OHM +/-5% 1/16W 0603 (GP)
R4536-R4540	398-100226-10(6)/E	RES. SMD 10K OHM +/-5% 1/16W 0603 (GP)
R4624	398-120026-10(2)/E	RES. SMD 120 OHM +/-5% 1/16W 0603 (GP)
R4509-R4510	398-120926-10(2)/E	RES. SMD 12 OHM +/-5% 1/16W 0603 (GP)
R4551-R4554,R4570-R4572	398-220126-10(2)/E	RES. SMD 2.2K OHM +/-5% 1/16W 0603 (GP)
R4555-R4557,R4578-R4583	398-470326-10(4)/E	RES. SMD 470K OHM +/-5% 1/16W 0603 (GP)
R4511-R4528,R4547-R4549,R4558-R4560,R4585-R4587,R4591,R4593,R4610-R4612,R4614,R4615,R4623	398-750926-10(5)/E	RES. SMD 75 OHM +/-5% 1/16W 0603 (GP)
SMD ICS		
U4502,U4503	500-744052-00(5)	IC LOGIC ANALOG MULTIPLEXER/ DEMULTIPLEXER SMD SOIC-16 74HC4052D PHILIPS
U4504	503-300330-09(5)	IC VOLT REG. LOW DROPOUT 3.3V 1A SOT-223 LM1117S-3.3
U4501,U4510-U4511	505-517660-00(3)	IC VIDEO 3-CHANNEL 75 OHM DRIVER SSOP BA7660FS
U4507	509-951460-00(6)	IC NTSC/PAL/SECAM 4X10BIT VIDEO DECODER W/MACR. YCBCR/RGB IN PUTS 80PIN PQFP TVP5146PFP
U4505	510-001117-17(6)/E	IC VOLT REG. LM1117S-1.8 LOW DROPOUT 1.8V 1A SOT-223 (RoHS)
U4506	510-004245-01(8)/E	I.C. SN74LVC4245APWRG4 OCTAL BUS TRANSCEIVER AND 3.3V TO 5V SHIFTER 24 PINS SMD TSSOP24 (RoHS)
U4508	510-007128-00(8)/E	I.C. SAA7128AH DIGITAL VIDEO ENCODER QFP44 PHILIPS (RoHS)

NOTE: THE COMPONENTS IDENTIFIED BY ⚠ MARK ARE CRITICAL FOR RISK OF FIRE AND ELECTRICAL SHOCK. REPLACE ONLY WITH PART NUMBER SPECIFIED.

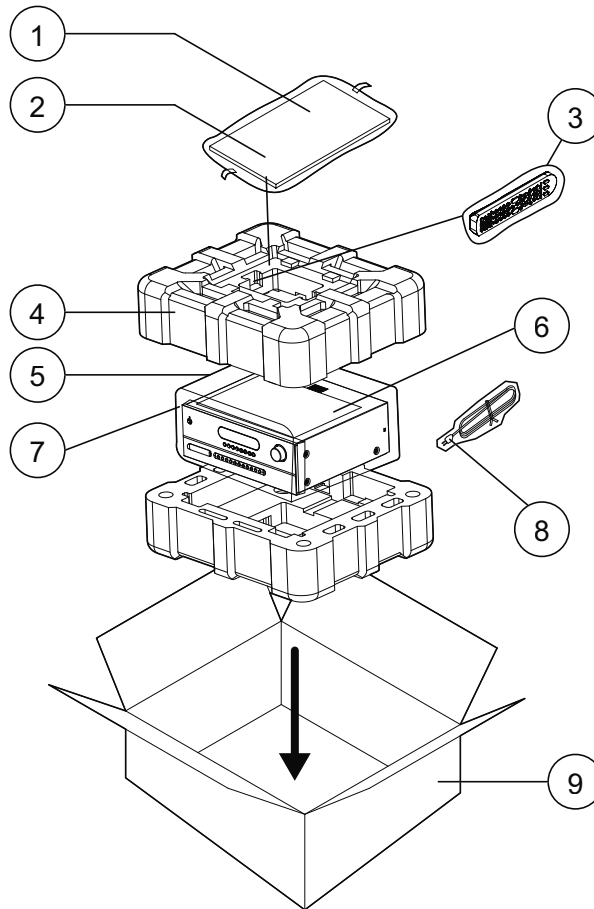
<*AH > : USA, CANADIAN MODEL ONLY.

<*AHT > : USA, CANADIAN WITH TITANIUM COLOUR ONLY, ALL ELECTRICAL ARE SAME AS *AH VERSION.

<*C > : EUROPEAN MODEL ONLY.

<*CT > : EUROPEAN MODEL WITH TITANIUM COLOUR ONLY, ALL ELECTRICAL ARE SAME AS *C VERSION.

PACKING DIAGRAM & PARTS LIST



Item	Database Part No.	Description	Qty.
1	906-909000-00(3)	POLYBAG MANUAL	1
2	173-640752-00(6)/E	FM WIRE ANTENNA L=2700mm W/Y-TERMINALS (RoHS)	1
2	210-002020-02(2)	BATTERY AAA 1.5V ER03X	4
2	212-024030-00(2)/E	BATTERY GP LITHIUM BUTTON CELL CR2025 3V (RoHS)	1
2	222-647280-00(1)	ANTENNA AM LOOP ASSY W/STAND	1
2	223-076200-00(8)/E	REMOTE CONTROLLER NAD ZR-2 (RoHS)	1
2	277-008100-02(8)	ANTENNA ADAPTER 300 TO 75 OHM	1
2	903-076300-08(9)	T763 OWNERS MANUAL GB/F/D/NL W/WEEE R.3	1
2	903-076300-09(1)/E	T763 OWNERS MANUAL E/I/P/S W/WEEE R.3 (RoHS)	1
2	903-076300-12(3)	OM ADDENDUM BOOKLET T763 WITH V3 R.2	1
2	904-075200-00(1)/E	WARRANTY CARD (RoHS)	1
3	223-075200-03(6)/E	REMOTE CONTROLLER NAD HTR-2A (RoHS)	1
4	901-076300-03(9)	POLYOAM TOP/BOTTOM T763 R.3	2
5	906-076200-01(2)	POLYBAG MAIN UNIT	1
6	904-075207-00(3)/E	A3 WHITE PAPER 80G (RoHS)	1
7	906-076300-00(7)/E	PROTECTIVE COVER T763 (RoHS)	1
8	234-288101-02(8)	AC CORD 110V 3PINS 125V/13A SJT AWG16/3C UL/CSA L=2M (AH &AHT)	1
8	234-298311-03(5)	AC CORD CE 3 PINS 16A 250V LF L=6 INCH LP-34 H05VV-F 3C LS- 60 (C & CT)	1
9	911-076300-01(8)	MASTER CARTON BOX T763 R.1	1

VERSION HISTORY

<u>SERIAL NUMBER</u>	<u>SOFTWARE VER.</u>	<u>PCB ASSEMBLY VERSION</u>
R5YT763VC57611-R5YT763VC58085	V2.11	ONLY 555-276305-22 & 555-377301-29, OTHER ARE 555-376301-##
R5YT763VC58086-R5YT763VC58110	V2.11	ONLY 555-276305-22 & 555-377302-29, OTHER ARE 555-376301-##
R61T763VC58111-R61T763VC58510 R62T763VC58511-R62T763VC58610 R62T763VC58761-R62T763VC58910 R63T763VC58911-R63T763VC58960 R64T763VC58961-R64T763VC59260	V2.13V	ONLY 555-276305-23 & 555-377302-29, OTHER ARE 555-376302-##
R62T763VC58711-R62T763VC58760 R64T763VC59261-R64T763VC59460 R65T763VC59461-R62T763VC60010	V2.13V	ONLY 555-276305-23 & 555-377303-29, 555-376303-22 & 555-376303-43, OTHER ARE 555-376302-##

REMARK: T 763 PHASE II (V3) has divided into 9 PCBs Part Number:

1. 555-2763##-23
2. 555-3763##-01
3. 555-3763##-06
4. 555-3763##-22
5. 555-3763##-27
6. 555-3763##-43
7. 555-3763##-45
8. 555-3763##-48
9. 555-3773##-29

<u>Original P/N</u>	<u>Interim P/N</u>	<u>Final P/N with Description</u>
80-0907630-02-00	800-KEBD63-00	50-922-0763-90 - T763 KEYBOARD ASSEMBLY
80-0907630-38-00	800-232D63-00	50-936-0763-90 - T763 RS232 BOARD ASSEMBLY
80-0907630-42-00	800-CVBD63-00	50-932-0763-90 - T763 COMPONENT VIDEO BOARD ASSEMBLY NOT V3
80-0907630-48-00	800-PWBD63-00	50-925-0763-90 - T763 POWER SWITCH BOARD ASSEMBLY
80-0907630-63-00	800-POBD63-00	50-924-0763-90 - T763 PRE-OUT BOARD ASSEMBLY
80-0907630-47-00	800-DGBD63-00	50-918-0763-90 - T763 DSP BOARD ASSEMBLY
N/A	800-AUBD63-20	50-919-3763-90 - T763 V3 AUDIO BOARD ASSEMBLY
N/A	800-DGBD63-20	50-921-3763-90 - T763 V3 DIGITAL INPUT BOARD ASSEMBLY
N/A	800-DSBD63-20	50-918-3763-90 - T763 V3 DSP BOARD ASSEMBLY
N/A	800-PABD63-20	50-927-3763-90 - T763 V3 SPEAKER A BOARD ASSEMBLY
N/A	800-PBBD63-20	50-928-3763-90 - T763 V3 SPEAKER B BOARD ASSEMBLY
N/A	800-POBD63-20	50-924-3763-90 - T763 V3 PRE-OUT BOARD ASSEMBLY
N/A	800-PSUD63-20	50-903-3763-90 - T763AH V3 PSU US BOARD ASSEMBLY
N/A	800-PWBD63-20	50-925-3763-90 - T763 V3 POWER SWITCH BOARD ASSEMBLY
N/A	810-376300-01	50-901-3763-90 - T763 V3 MAIN BOARD ASSEMBLY
N/A	810-376300-19	50-920-3763-90 - T763 V3 COMPOSITE BOARD ASSEMBLY
N/A	810-376300-22	50-922-3763-90 - T763 V3 KEYBOARD ASSEMBLY
N/A	810-377300-29	50-932-3773-90 - T763 V3 COMPONENT VIDEO BOARD ISC POWERED
N/A	810-316300-29	50-932-2163-90 - T763 V3 COMPONENT VIDEO BOARD MAIN POWERED
95-0907635-12-01	OHF-N0763S-01	50-940-0763-90 - T763AH POWER AMP MODULE
N/A	OHF-N3763S-01	50-940-3763-90 - T763AH V3 POWER AMP MODULE

SERVICE MANUAL

T 763 (Phase II - V3)

Surround Sound Receiver