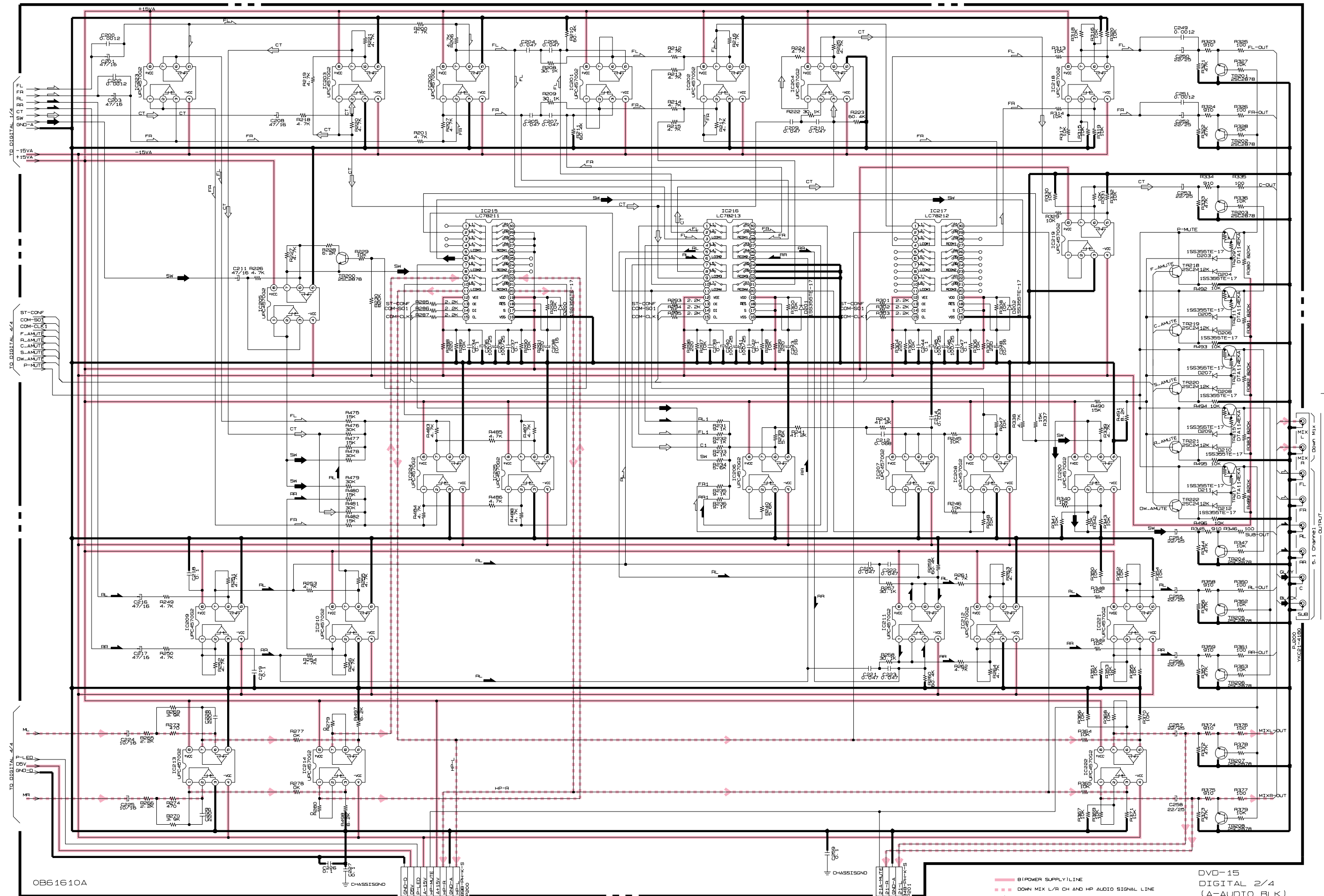


TO DIGITAL 3/4
TO DIGITAL 4/4

OB561610A DIGITAL PCB

- BIPOWER SUPPLY LINE
- ⇌ FRONT L/R CH AUDIO SIGNAL LINE
- ⇌ REAR L/R CH AUDIO SIGNAL LINE
- ⇌ CENTER CH AUDIO SIGNAL LINE
- ⇌ SUBWOOFER CH AUDIO SIGNAL LINE
- ⇌ DIGITAL AUDIO SIGNAL LINE

DVD-15
DIGITAL 1/4
(D-AUDIO BLK)
SCHEMATIC DIAGRAM



OB61610A

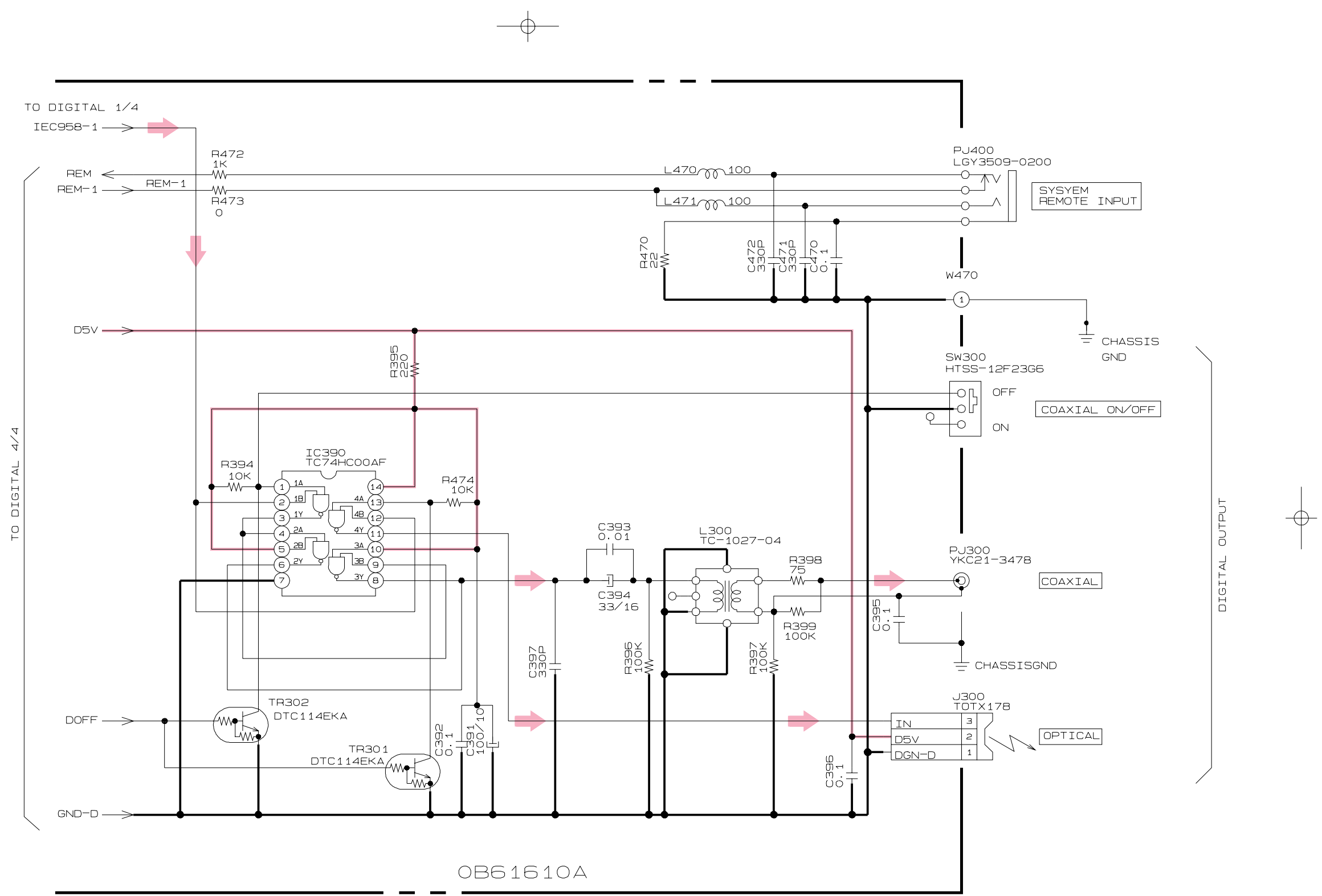
TO HP PCB WPB01

INDICATED VOLTAGE MEASURED DURING STOP MODE.

TO OUTPUT PCB P-90

- BI-POWER SUPPLY LINE
- - - DIGITAL 2/4
- FRONT L/R CH AUDIO SIGNAL LINE
- REAR L/R CH AUDIO SIGNAL LINE
- CENTER CH AUDIO SIGNAL LINE
- SUBWOOFER CH AUDIO SIGNAL LINE

DVD-15
DIGITAL 2/4
(A-AUDIO BLK)
SCHEMATIC DIAGRAM



— B (POWER SUPPLY) LINE
 → DIGITAL AUDIO SIGNAL LINE

DVD-15
 DIGITAL 3/4
 (DIGITAL-OUT BLK)
 SCHEMATIC DIAGRAM

R580 : EXEPT JP
 R680 : ONLY JP
 R579 : ONLY US
 R679 : EXEPT US
 R578 : ONLY PAL
 R678 : ONLY NTSC

TO FRONT PCB P601

TO MECH PCB CN501

P550
 14FMN-BMTTN-TF

TO MAIN PCB P603

TO OUTPUT PCB P100

WRITER

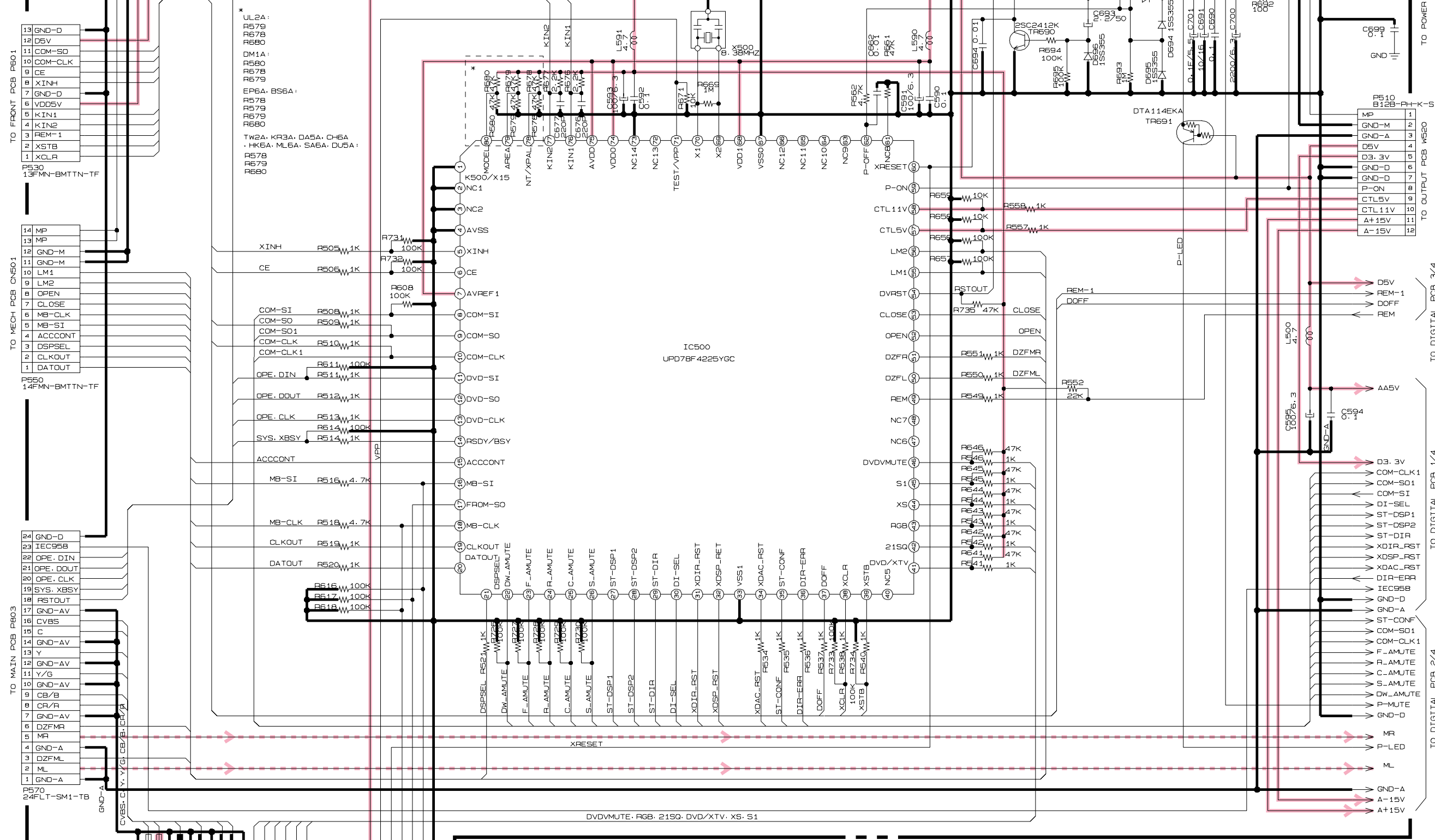
TO POWER SUPPLY PCB WP701

TO OUTPUT PCB W520

TO DIGITAL PCB 3/4

TO DIGITAL PCB 1/4

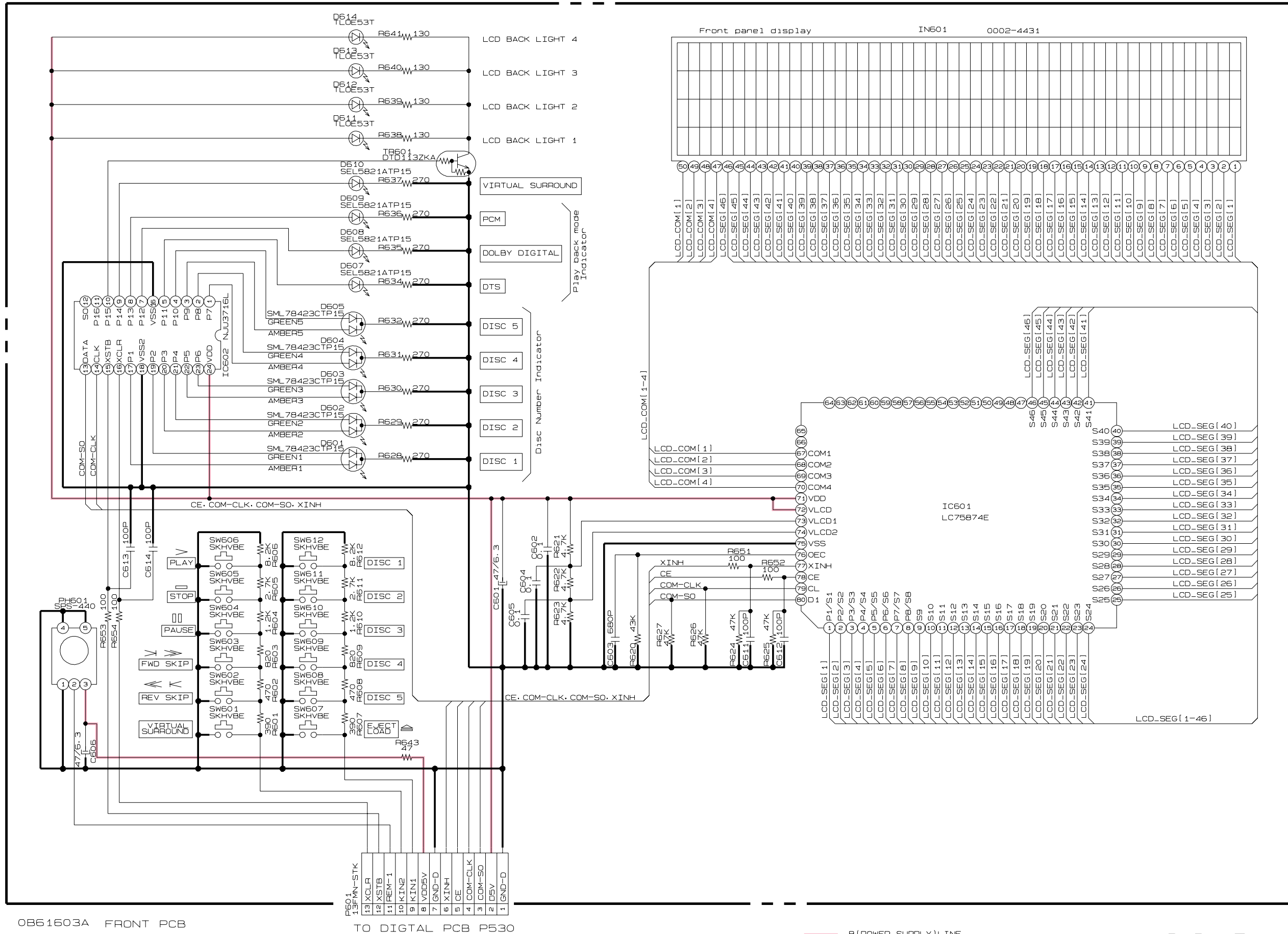
TO DIGITAL PCB 2/4



OB61610A DIGITAL PCB

- B(POWER SUPPLY)LINE
- VIDEO COMPOSITE SIGNAL LINE(CVBS)
- Y SIGNAL LINE
- CHROMA SIGNAL LINE
- COMPONENT(R, G, B) SIGNAL LINE
- - - DOWN MIX L/R CH AUDIO SIGNAL LINE

DVD-15
 DIGITAL 4/4
 (CPU BLK)
 SCHEMATIC DIAGRAM

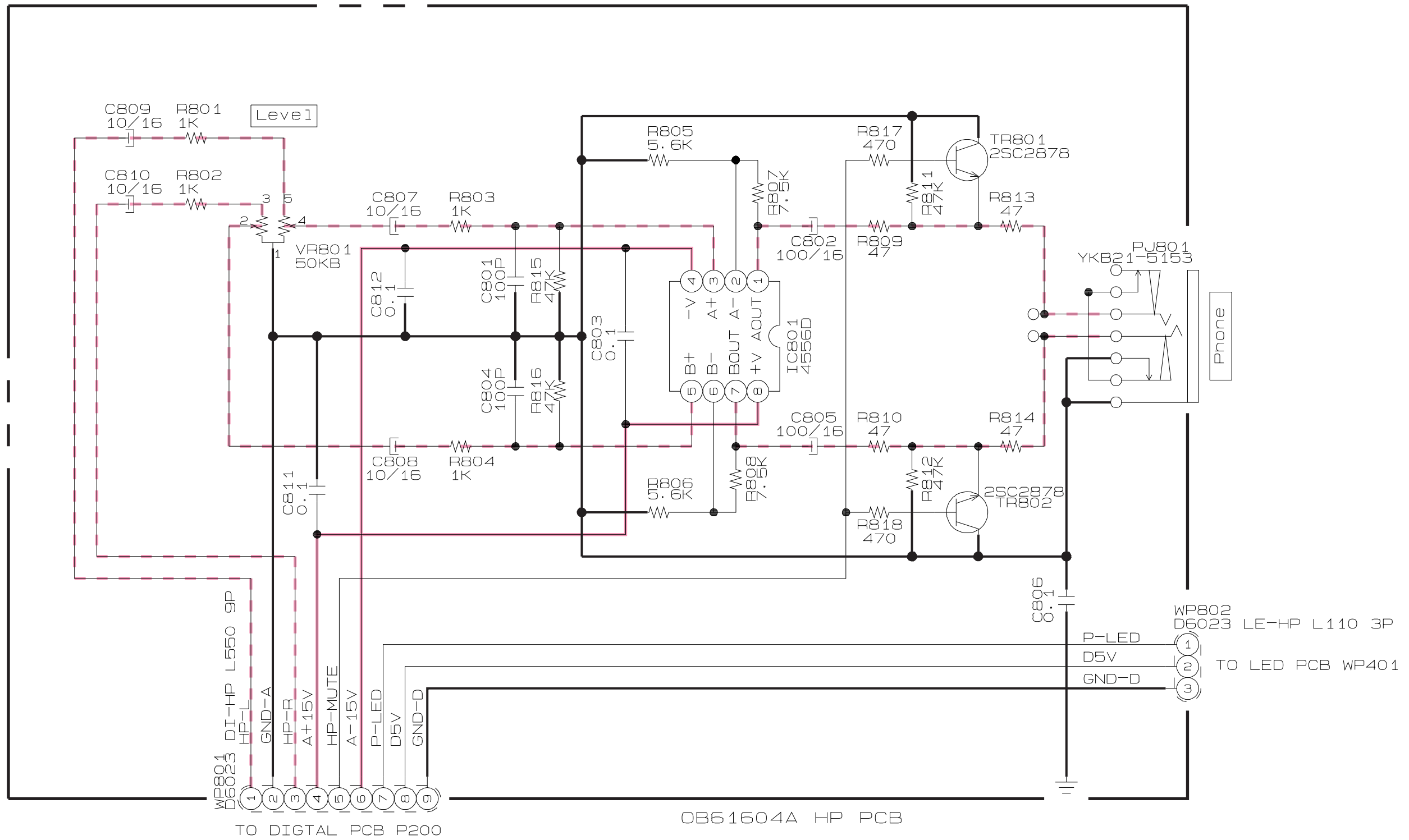


OB61603A FRONT PCB

TO DIGITAL PCB P530

B (POWER SUPPLY) LINE

DVD-15
FRONT
SCHEMATIC DIAGRAM

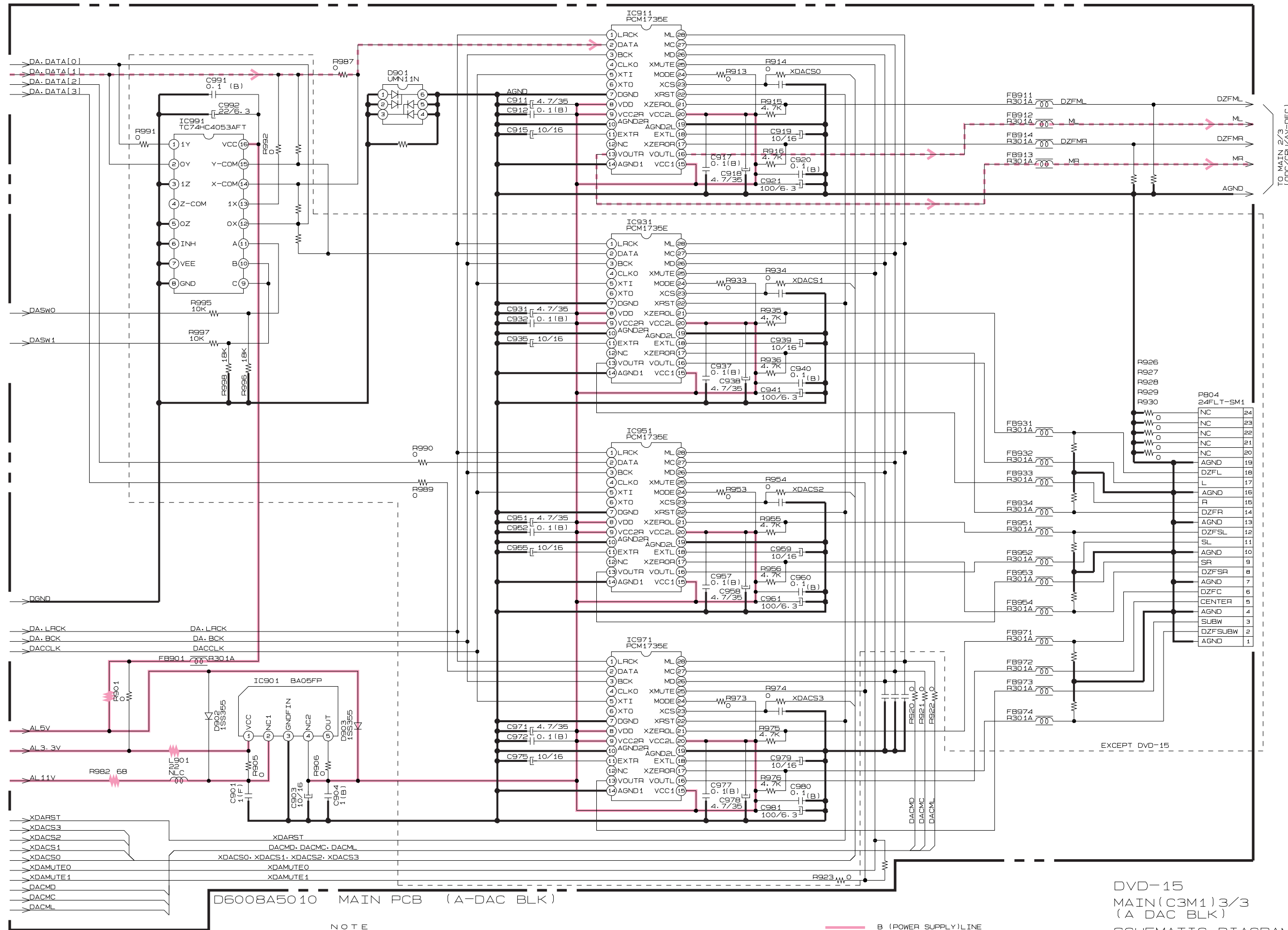


— B(POWER SUPPLY)LINE
- - - HEAD PHONE AUDIO SIGNAL LINE

INDICATED VOLTAGE WERE
 MESURED DURING STOP MODE. (NO DISK)

DVD-15 HEAD PHONS SCHEMTIC DIAGRAM

TO MAIN 2/3 (ODC/CPU/AV-DEC)

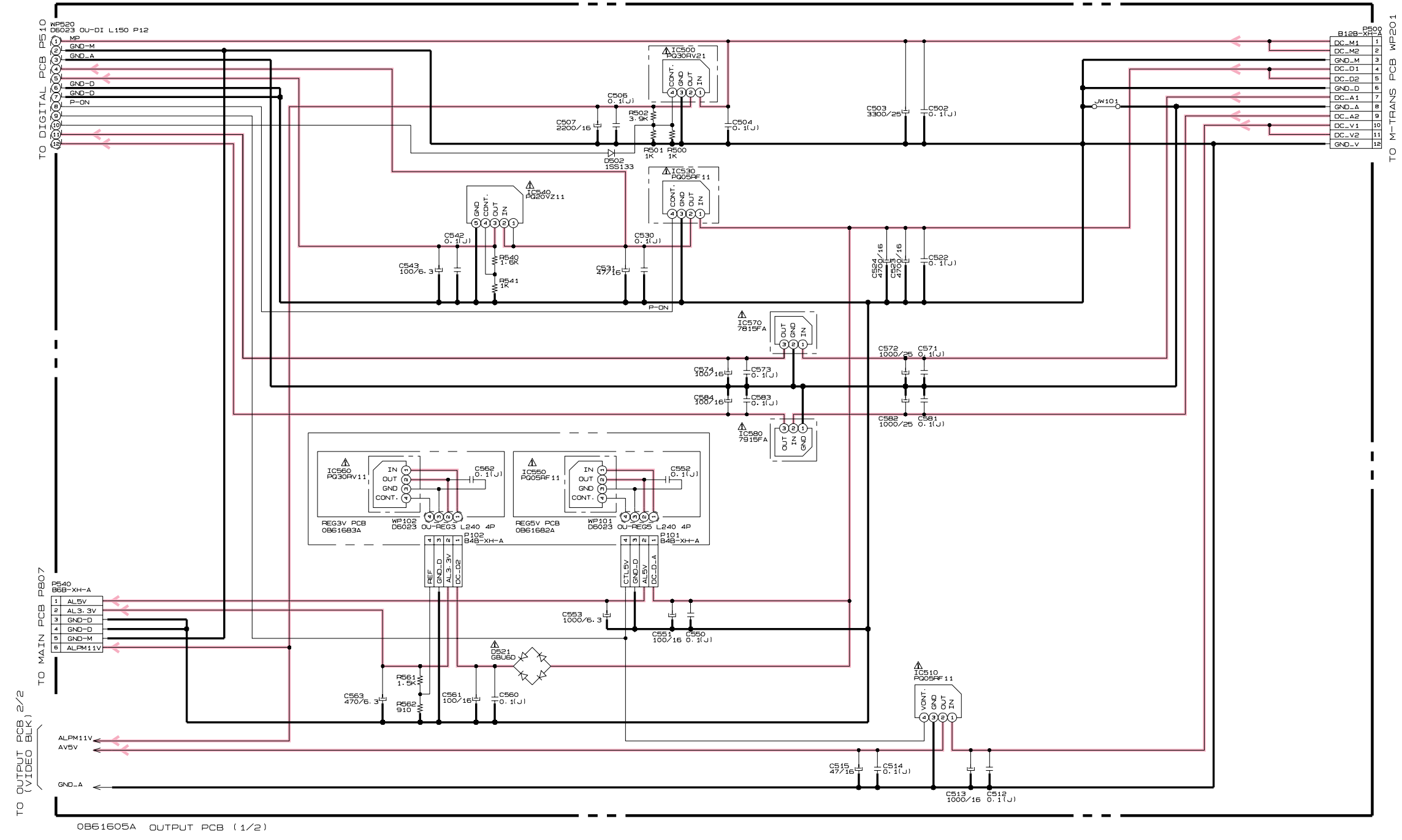


D6008A50 10 MAIN PCB (A-DAC BLK)

DVD-15
MAIN(C3M1)3/3
(A DAC BLK)
SCHEMATIC DIAGRAM

NOTE
ALL CAPS OTHERWISE SPECIFIED
ALL RESISTORS IN OHMS ()
ALL CAPS IN MICROFARADS ()
ALL INDUCTORS IN MILLIHENRYS ()

— B (POWER SUPPLY) LINE
- - - MIX L/R AUDIO LINE



TO DIGITAL PCB P510
TO MAIN PCB P507
TO OUTPUT PCB 2/2 (VIDEO BLK)
TO M-TRANS PCB WP201

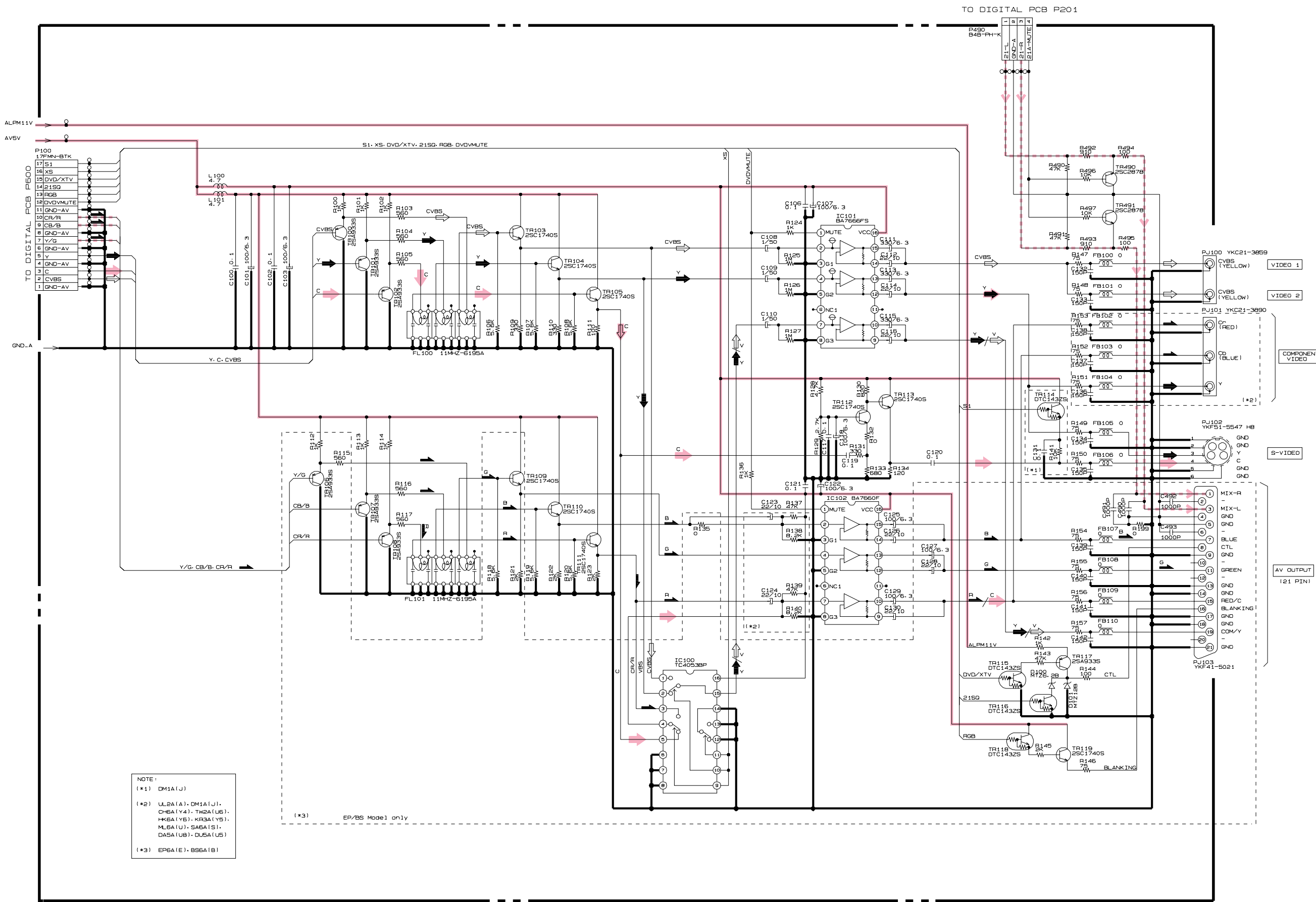
OB61505A OUTPUT PCB (1/2)

DVD-15
OUTPUT 1/2
SCHEMATIC DIAGRAM

WARNING: TO200, TO18, TO18A, TO18B, TO18C, TO18D, TO18E, TO18F, TO18G, TO18H, TO18I, TO18J, TO18K, TO18L, TO18M, TO18N, TO18P, TO18Q, TO18R, TO18S, TO18T, TO18U, TO18V, TO18W, TO18X, TO18Y, TO18Z, TO19, TO20, TO20A, TO20B, TO20C, TO20D, TO20E, TO20F, TO20G, TO20H, TO20I, TO20J, TO20K, TO20L, TO20M, TO20N, TO20P, TO20Q, TO20R, TO20S, TO20T, TO20U, TO20V, TO20W, TO20X, TO20Y, TO20Z, TO21, TO22, TO23, TO24, TO25, TO26, TO27, TO28, TO29, TO30, TO31, TO32, TO33, TO34, TO35, TO36, TO37, TO38, TO39, TO40, TO41, TO42, TO43, TO44, TO45, TO46, TO47, TO48, TO49, TO50, TO51, TO52, TO53, TO54, TO55, TO56, TO57, TO58, TO59, TO60, TO61, TO62, TO63, TO64, TO65, TO66, TO67, TO68, TO69, TO70, TO71, TO72, TO73, TO74, TO75, TO76, TO77, TO78, TO79, TO80, TO81, TO82, TO83, TO84, TO85, TO86, TO87, TO88, TO89, TO90, TO91, TO92, TO93, TO94, TO95, TO96, TO97, TO98, TO99, TO100, TO101, TO102, TO103, TO104, TO105, TO106, TO107, TO108, TO109, TO110, TO111, TO112, TO113, TO114, TO115, TO116, TO117, TO118, TO119, TO120, TO121, TO122, TO123, TO124, TO125, TO126, TO127, TO128, TO129, TO130, TO131, TO132, TO133, TO134, TO135, TO136, TO137, TO138, TO139, TO140, TO141, TO142, TO143, TO144, TO145, TO146, TO147, TO148, TO149, TO150, TO151, TO152, TO153, TO154, TO155, TO156, TO157, TO158, TO159, TO160, TO161, TO162, TO163, TO164, TO165, TO166, TO167, TO168, TO169, TO170, TO171, TO172, TO173, TO174, TO175, TO176, TO177, TO178, TO179, TO180, TO181, TO182, TO183, TO184, TO185, TO186, TO187, TO188, TO189, TO190, TO191, TO192, TO193, TO194, TO195, TO196, TO197, TO198, TO199, TO200, TO201, TO202, TO203, TO204, TO205, TO206, TO207, TO208, TO209, TO210, TO211, TO212, TO213, TO214, TO215, TO216, TO217, TO218, TO219, TO220, TO221, TO222, TO223, TO224, TO225, TO226, TO227, TO228, TO229, TO230, TO231, TO232, TO233, TO234, TO235, TO236, TO237, TO238, TO239, TO240, TO241, TO242, TO243, TO244, TO245, TO246, TO247, TO248, TO249, TO250, TO251, TO252, TO253, TO254, TO255, TO256, TO257, TO258, TO259, TO260, TO261, TO262, TO263, TO264, TO265, TO266, TO267, TO268, TO269, TO270, TO271, TO272, TO273, TO274, TO275, TO276, TO277, TO278, TO279, TO280, TO281, TO282, TO283, TO284, TO285, TO286, TO287, TO288, TO289, TO290, TO291, TO292, TO293, TO294, TO295, TO296, TO297, TO298, TO299, TO300, TO301, TO302, TO303, TO304, TO305, TO306, TO307, TO308, TO309, TO310, TO311, TO312, TO313, TO314, TO315, TO316, TO317, TO318, TO319, TO320, TO321, TO322, TO323, TO324, TO325, TO326, TO327, TO328, TO329, TO330, TO331, TO332, TO333, TO334, TO335, TO336, TO337, TO338, TO339, TO340, TO341, TO342, TO343, TO344, TO345, TO346, TO347, TO348, TO349, TO350, TO351, TO352, TO353, TO354, TO355, TO356, TO357, TO358, TO359, TO360, TO361, TO362, TO363, TO364, TO365, TO366, TO367, TO368, TO369, TO370, TO371, TO372, TO373, TO374, TO375, TO376, TO377, TO378, TO379, TO380, TO381, TO382, TO383, TO384, TO385, TO386, TO387, TO388, TO389, TO390, TO391, TO392, TO393, TO394, TO395, TO396, TO397, TO398, TO399, TO400, TO401, TO402, TO403, TO404, TO405, TO406, TO407, TO408, TO409, TO410, TO411, TO412, TO413, TO414, TO415, TO416, TO417, TO418, TO419, TO420, TO421, TO422, TO423, TO424, TO425, TO426, TO427, TO428, TO429, TO430, TO431, TO432, TO433, TO434, TO435, TO436, TO437, TO438, TO439, TO440, TO441, TO442, TO443, TO444, TO445, TO446, TO447, TO448, TO449, TO450, TO451, TO452, TO453, TO454, TO455, TO456, TO457, TO458, TO459, TO460, TO461, TO462, TO463, TO464, TO465, TO466, TO467, TO468, TO469, TO470, TO471, TO472, TO473, TO474, TO475, TO476, TO477, TO478, TO479, TO480, TO481, TO482, TO483, TO484, TO485, TO486, TO487, TO488, TO489, TO490, TO491, TO492, TO493, TO494, TO495, TO496, TO497, TO498, TO499, TO500, TO501, TO502, TO503, TO504, TO505, TO506, TO507, TO508, TO509, TO510, TO511, TO512, TO513, TO514, TO515, TO516, TO517, TO518, TO519, TO520, TO521, TO522, TO523, TO524, TO525, TO526, TO527, TO528, TO529, TO530, TO531, TO532, TO533, TO534, TO535, TO536, TO537, TO538, TO539, TO540, TO541, TO542, TO543, TO544, TO545, TO546, TO547, TO548, TO549, TO550, TO551, TO552, TO553, TO554, TO555, TO556, TO557, TO558, TO559, TO560, TO561, TO562, TO563, TO564, TO565, TO566, TO567, TO568, TO569, TO570, TO571, TO572, TO573, TO574, TO575, TO576, TO577, TO578, TO579, TO580, TO581, TO582, TO583, TO584, TO585, TO586, TO587, TO588, TO589, TO590, TO591, TO592, TO593, TO594, TO595, TO596, TO597, TO598, TO599, TO600, TO601, TO602, TO603, TO604, TO605, TO606, TO607, TO608, TO609, TO610, TO611, TO612, TO613, TO614, TO615, TO616, TO617, TO618, TO619, TO620, TO621, TO622, TO623, TO624, TO625, TO626, TO627, TO628, TO629, TO630, TO631, TO632, TO633, TO634, TO635, TO636, TO637, TO638, TO639, TO640, TO641, TO642, TO643, TO644, TO645, TO646, TO647, TO648, TO649, TO650, TO651, TO652, TO653, TO654, TO655, TO656, TO657, TO658, TO659, TO660, TO661, TO662, TO663, TO664, TO665, TO666, TO667, TO668, TO669, TO670, TO671, TO672, TO673, TO674, TO675, TO676, TO677, TO678, TO679, TO680, TO681, TO682, TO683, TO684, TO685, TO686, TO687, TO688, TO689, TO690, TO691, TO692, TO693, TO694, TO695, TO696, TO697, TO698, TO699, TO700, TO701, TO702, TO703, TO704, TO705, TO706, TO707, TO708, TO709, TO710, TO711, TO712, TO713, TO714, TO715, TO716, TO717, TO718, TO719, TO720, TO721, TO722, TO723, TO724, TO725, TO726, TO727, TO728, TO729, TO730, TO731, TO732, TO733, TO734, TO735, TO736, TO737, TO738, TO739, TO740, TO741, TO742, TO743, TO744, TO745, TO746, TO747, TO748, TO749, TO750, TO751, TO752, TO753, TO754, TO755, TO756, TO757, TO758, TO759, TO760, TO761, TO762, TO763, TO764, TO765, TO766, TO767, TO768, TO769, TO770, TO771, TO772, TO773, TO774, TO775, TO776, TO777, TO778, TO779, TO780, TO781, TO782, TO783, TO784, TO785, TO786, TO787, TO788, TO789, TO790, TO791, TO792, TO793, TO794, TO795, TO796, TO797, TO798, TO799, TO800, TO801, TO802, TO803, TO804, TO805, TO806, TO807, TO808, TO809, TO810, TO811, TO812, TO813, TO814, TO815, TO816, TO817, TO818, TO819, TO820, TO821, TO822, TO823, TO824, TO825, TO826, TO827, TO828, TO829, TO830, TO831, TO832, TO833, TO834, TO835, TO836, TO837, TO838, TO839, TO840, TO841, TO842, TO843, TO844, TO845, TO846, TO847, TO848, TO849, TO850, TO851, TO852, TO853, TO854, TO855, TO856, TO857, TO858, TO859, TO860, TO861, TO862, TO863, TO864, TO865, TO866, TO867, TO868, TO869, TO870, TO871, TO872, TO873, TO874, TO875, TO876, TO877, TO878, TO879, TO880, TO881, TO882, TO883, TO884, TO885, TO886, TO887, TO888, TO889, TO890, TO891, TO892, TO893, TO894, TO895, TO896, TO897, TO898, TO899, TO900, TO901, TO902, TO903, TO904, TO905, TO906, TO907, TO908, TO909, TO910, TO911, TO912, TO913, TO914, TO915, TO916, TO917, TO918, TO919, TO920, TO921, TO922, TO923, TO924, TO925, TO926, TO927, TO928, TO929, TO930, TO931, TO932, TO933, TO934, TO935, TO936, TO937, TO938, TO939, TO940, TO941, TO942, TO943, TO944, TO945, TO946, TO947, TO948, TO949, TO950, TO951, TO952, TO953, TO954, TO955, TO956, TO957, TO958, TO959, TO960, TO961, TO962, TO963, TO964, TO965, TO966, TO967, TO968, TO969, TO970, TO971, TO972, TO973, TO974, TO975, TO976, TO977, TO978, TO979, TO980, TO981, TO982, TO983, TO984, TO985, TO986, TO987, TO988, TO989, TO990, TO991, TO992, TO993, TO994, TO995, TO996, TO997, TO998, TO999, TO1000.

NOTE: ALL COMPONENTS ARE TO BE SPECIFIED UNLESS OTHERWISE SPECIFIED. ALL CAPACITORS ARE IN MICROFARADS (µF/V) UNLESS OTHERWISE SPECIFIED.

B (POWER SUPPLY) LINE

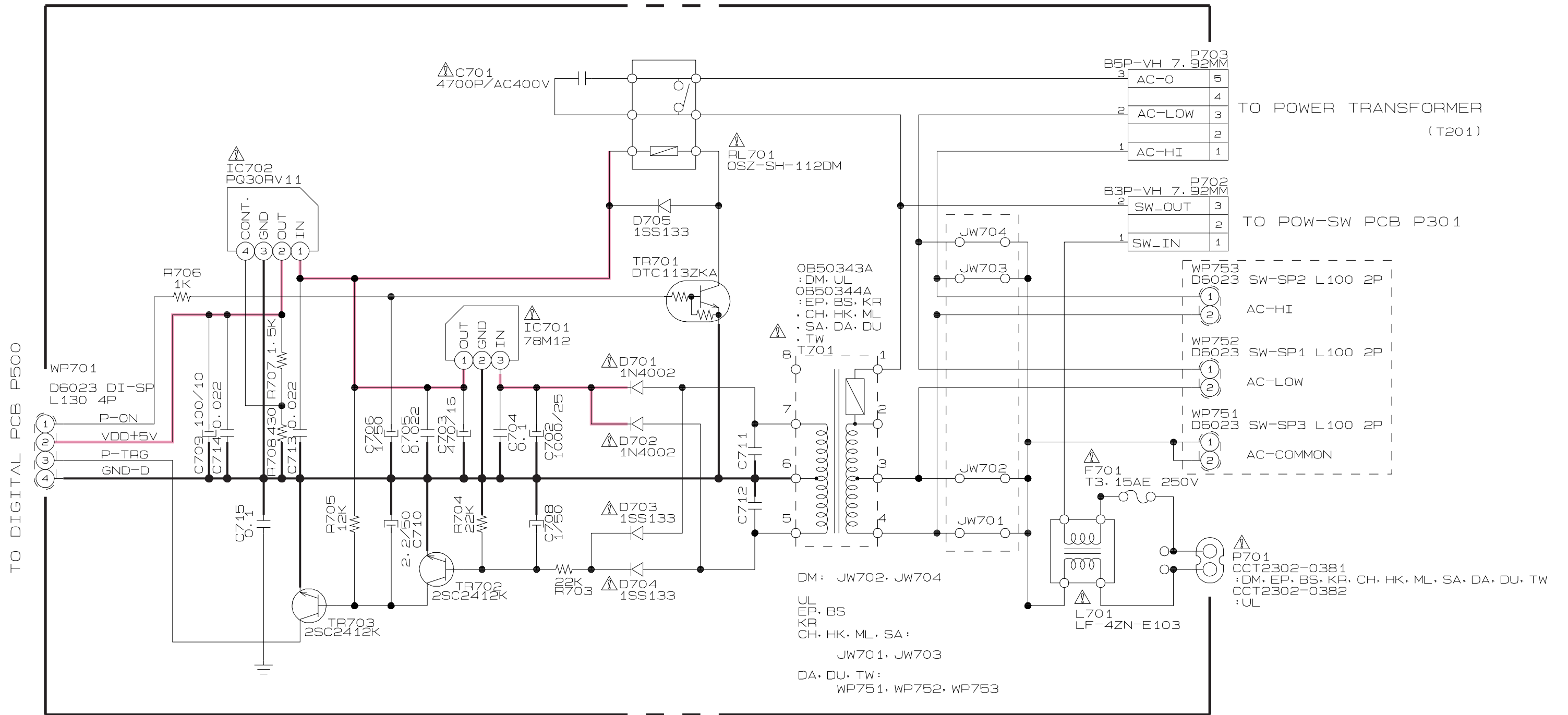


OB61605A OUTPUT PCB

NOTE:
 (*1) DM1A(J)
 (*2) UL2A(A), DM1A(J),
 CH5A(Y4), TW2A(UE),
 HK5A(Y5), KR3A(Y5),
 ML6A(U), SABA1(S),
 DASA(U8), OUSA(U5)
 (*3) EP6A(E), B96A(B)

- B(POWER SUPPLY)LINE
- - - L/R CH AUDIO SIGNAL LINE
- VIDEO COMPOSITE(CVBS)SIGNAL LINE
- Y SIGNAL LINE
- C-ROMA SIGNAL LINE
- COMPONENT OR R-G-B SIGNAL LINE

DVD-15
 OUTPUT 2/2
 (VIDEO BLK)
 SCHEMATIC DIAGRAM

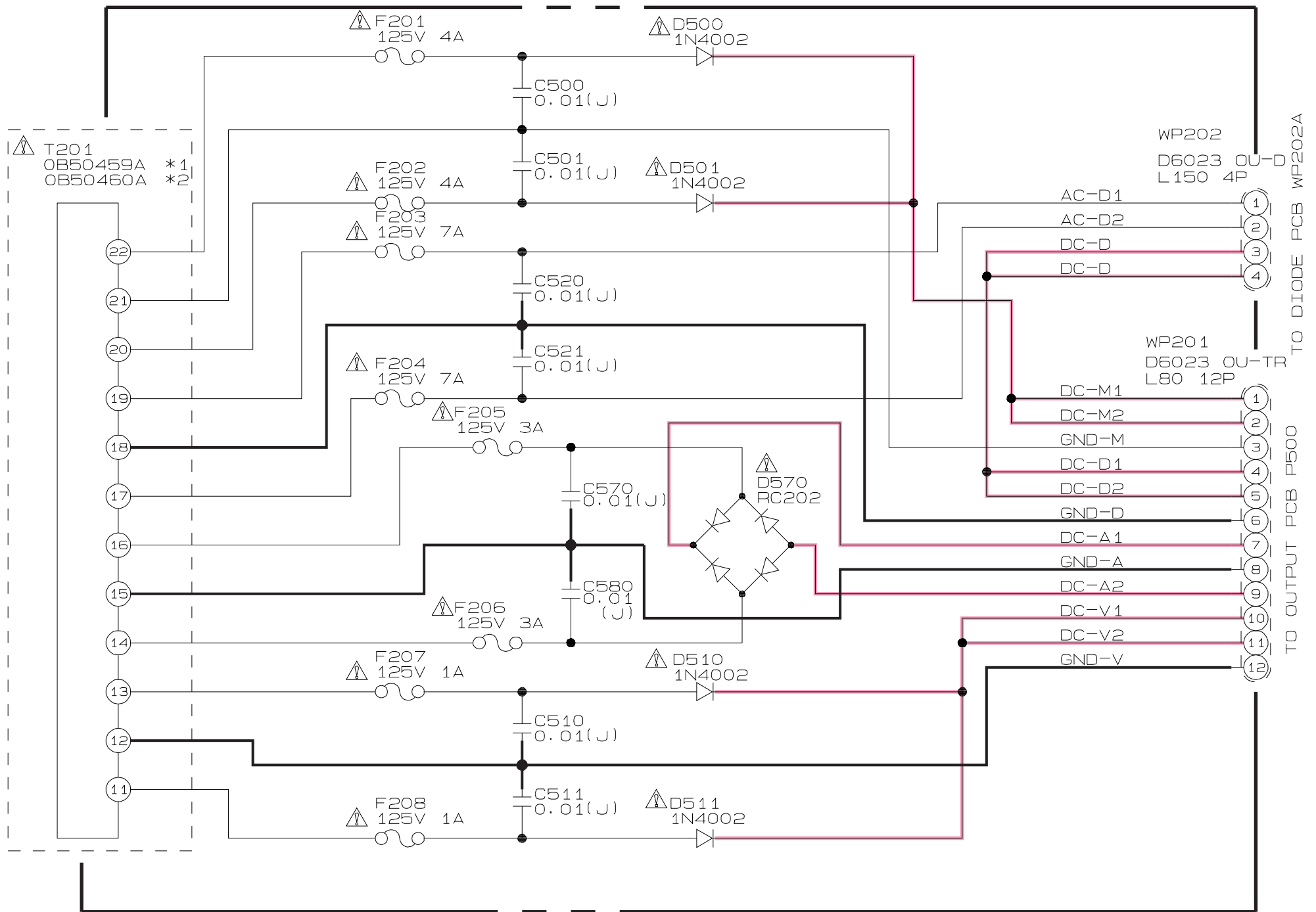


WARNING: INDICATE SAFETY CRITICAL COMPONENTS. PLEASE REPLACE SAFETY CRITICAL COMPONENTS ONLY WITH MANUFACTURER'S RECOMMENDED PARTS.

NOTE: UNLESS OTHERWISE SPECIFIED, ALL RESISTORS IN OHMS (1/4W), ALL ALUMINUM ELECTROLYTIC CAPACITORS IN $\mu F/V$.

DVD-15
POWER SUPPLY
SCHEMATIC DIAGRAM

NOTE :
 *1 DM
 UL
 *2 EP, BS
 KP
 CH, HK, ML, SA
 DA, DU, TW



OB61609A M-TRANS PCB

— B (POWER SUPPLY) LINE

WARNING : INDICATE SAFETY CRITICAL COMPONENTS FOR CONTINUED SAFETY. REPLACE SAFETY CRITICAL COMPONENTS ONLY WITH MANUFACTURER'S RECOMMENDED PARTS

NOTE
 UNLESS OTHERWISE SPECIFIED
 ALL RESISTORS IN OHMS (1/4W)
 ALL ALUMINUM ELECTROLYTIC CAPACITORS IN µF/V

DVD-15
 M-TRANS
 SCHEMATIC DIAGRAM