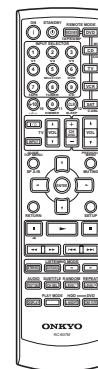
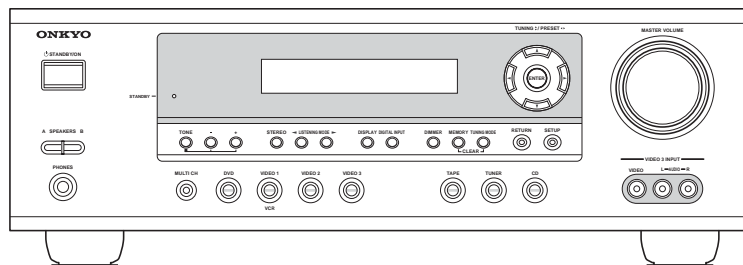


# ONKYO SERVICE MANUAL

## AV RECEIVER

### MODEL TX-SR503 MODEL TX-SR503E MODEL TX-SR8350



RC-607M

#### TX-SR503 Black and Silver and Golden models

B MDD, B MDC, S MDC	120V AC, 60Hz
B MPA, S MPA	230-240V AC, 50Hz
B MWT, S MWT, G MWT	120V/220-230V AC, 50/60Hz
G MGR, G MGQ, G MGK	220-230V AC, 50/60Hz


#### TX-SR503E Black and Silver models

B MPP, S MPP	230-240V AC, 50Hz
--------------	-------------------

#### TX-SR8350 Golden model

G MGR	220-230V AC, 50/60Hz
-------	----------------------

### SAFETY-RELATED COMPONENT WARNING!!

COMPONENTS IDENTIFIED BY MARK  ON THE SCHEMATIC DIAGRAM AND IN THE PARTS LIST ARE CRITICAL FOR RISK OF FIRE AND ELECTRIC SHOCK. REPLACE THESE COMPONENTS WITH ONKYO PARTS WHOSE PART NUMBERS APPEAR AS SHOWN IN THIS MANUAL.

MAKE LEAKAGE-CURRENT OR RESISTANCE MEASUREMENTS TO DETERMINE THAT EXPOSED PARTS ARE ACCEPTABLY INSULATED FROM THE SUPPLY CIRCUIT BEFORE RETURNING THE APPLIANCE TO THE CUSTOMER.

# SPECIFICATIONS

## Amplifier Section

### Power Output

2 channel driven:	North American: <b>75 W + 75 W</b> <b>(8Ω, 20Hz-20kHz, FTC)</b> European: 100 W + 100 W (6Ω, 1kHz, DIN) Asian, Australian: 130 W + 130 W (6Ω, 1kHz, JEITA)
Dynamic Power	180 W + 180 W (3Ω, Front) 140 W + 140 W (4Ω, Front) 95 W + 95 W (8Ω, Front)

### THD

(Total Harmonic Distortion)	0.08% (Power Rated)
Damping Factor	60 (Front, 1kHz, 8Ω)
Input Sensitivity and Impedance	200 mV/ 47 kΩ (LINE)
Output Level and Impedance	200 mV/ 470 Ω (REC OUT)
Frequency Response	10 Hz-100 kHz/ +1 dB-3 dB (Direct mode)

### Tone Control

± 10 dB, 50 Hz (BASS)  
± 10 dB, 20 kHz (TREBLE)

### Signal to Noise Ratio

100 dB (LINE, IHF-A)

### Speaker Impedance

North American: 6Ω-  
Others: 4Ω- or 6Ω-

## Video Section

### Input Sensitivity/Output Level and Impedance

1 Vp-p /75Ω (Component and S-Video Y)  
0.7 Vp-p /75Ω (Component Pb/Cb, Pr/Cr)  
0.28 Vp-p /75Ω (S-Video C)  
1 Vp-p /75Ω (Composite)

### Component Video

### Frequency Response

5 Hz - 50 MHz

## Tuner Section

### FM

### Tuning Frequency Range

North American: 87.5 MHz- 107.9 MHz  
Other: 87.5 MHz- 108.0 MHz

### Usable Sensitivity

Stereo: 17.2 dBf 2μV(75Ω IHF)  
Mono: 11.2 dBf 1μV(75Ω IHF)

### Signal to Noise Ratio

Stereo: 70 dB (IHF-A)  
Mono: 76 dB (IHF-A)

### THD

Stereo: 0.3% (1kHz)  
Mono: 0.2% (1kHz)

### Frequency Response

30 Hz-15 kHz / ± 1 dB

### Stereo Separation

45 dB (1kHz)

### AM

### Tuning Frequency Range

North American: 530 kHz-1710 kHz  
Others: 522 kHz-1611 kHz

### Usable Sensitivity

30μV

### Signal to Noise Ratio

40 dB

### THD

0.70%

## General

### Power Supply

North American: AC 120 V, 60 Hz  
Australian and European:  
AC 230-240 V, 50 Hz  
Others: AC 120/220-240 V, 50/60 Hz  
AC 230-240 V, 50Hz  
AC 220-230 V, 50 Hz

### Power Consumption

North American: 6.2 A  
Others: 590 W

### Stand-by Power Consumption

North American: 0.1 W  
Australian and European: 0.2 W  
Others: 0.5 W

### Dimensions

### (W x H x D)

435 x 150 x 374 mm  
17-1/8" x 5-7/8" x 14-3/4"

### Weight

North American: 9.4 kg  
20.7 lbs.

European: 10.1 kg  
22.3 lbs

Others: 10.2 kg .  
22.5 lbs.

### Video Inputs

### Component

DVD, VIDEO1, VIDEO2

### S-Video

DVD, VIDEO1, VIDEO2

### Composite

DVD, VIDEO1, VIDEO2, VIDEO3

### Video Outputs

### Component

MONITOR

### S-Video

MONITOR OUT, VIDEO1

### Composite

MONITOR OUT, VIDEO1

### Audio Inputs

### Digital Inputs

Optical: 3

Coaxial: 1

### Analog Inputs

DVD(MULTICHANNEL), VIDEO1,  
VIDEO2, VIDEO3, TAPE, CD

### Multichannel Inputs

6

### Audio Outputs

### Analog Outputs

TAPE, VIDEO1

### Subwoofer Pre Outputs

1

### Speaker Outputs

SP A (L, R, C, SL, SR, SBL, SBR)  
SP B (L, R)


### Phones


1

Specifications and features are subject to change without notice.

# SERVICE PROCEDURE

## 1. Replacing the fuses

 This symbol located near the fuse indicates that the fuse used is slow-blow type. For continued protection against fire hazard, replace with same type fuse. For fuse rating, refer to the marking adjacent to the symbol.

 Ce symbole indique que le fusible utilisé est à lent. Pour une protection permanente, n'utiliser que des fusibles de même type. Ce dernier est indiqué là où le présent symbole est apposé.

REF NO.	PART NAME	DESCRIPTION	PART NO.	REMARKS
F901	FUSE	8A-UL	252198	!, <DD, DC>
F901 or	FUSE	8A-T/UL-ST2	252261	!, <DD, DC>
F901	FUSE	4A-SE-EAK FUSE	252077	!, <WT>
F901 or	FUSE	4A-SE-TL250V	252243	!, <WT>
F901 or	FUSE	4A-SE-TL250V	252277	!, <WT>
F902	FUSE	4A-SE-EAK FUSE	252077	!, <PA, WT, GR, GQ, GK>
F902 or	FUSE	4A-SE-TL250V	252243	!, <PA, WT, GR, GQ, GK>
F902 or	FUSE	4A-SE-TL250V	252277	!, <PA, WT, GR, GQ, GK>
F902	FUSE	4A-SE-EAK FUSE	252077	!, <PP>, <8350>
F902 or	FUSE	4A-SE-TL250V	252243	!, <PP>, <8350>
F902 or	FUSE	4A-SE-TL250V	252277	!, <PP>, <8350>
F903	FUSE	5A-UL/T-237	252164	!, <DD, DC>
F903 or	FUSE	5A-T/UL-ST2	252258	!, <DD, DC>
F903	FUSE	2.5A-SE-EAK FUSE	252075	!, <PA, WT, GR, GQ, GK>
F903 or	FUSE	2.5A-SE-TL250V	252241	!, <PA, WT, GR, GQ, GK>
F903 or	FUSE	2.5A-SE-TL250V	252275	!, <PA, WT, GR, GQ, GK>
F903	FUSE	2.5A-SE-EAK FUSE	252075	!, <PP>, <8350>
F903 or	FUSE	2.5A-SE-TL250V	252241	!, <PP>, <8350>
F903 or	FUSE	2.5A-SE-TL250V	252275	!, <PP>, <8350>
F6901	FUSE	10A-UL	252199	!
F6902	FUSE	10A-UL	252199	!

### <Notes>

<DD> : TX-SR503 USA model only

<DC> : TX-SR503 Canadian model only

<PP> : TX-SR503E European model only

<PA> : TX-SR503 Australian model only

<WT> : TX-SR503 World wide model only

<GR> : TX-SR503 Chinese model only

<GQ> : TX-SR503 Hong kong model only

<GK> : TX-SR503 Korean model only

<8350> : TX-SR8350 Chinese model only

## 2. To initialize the unit

1. Press and hold down the VIDEO 1/VCR button, then press the STANDBY/ON button when the unit is Power on.
2. After "Clear" is displayed, the preset memory and each mode stored in the memory, are initialized and will return to the factory settings.

## 3. To check version of microprocessor

<Note>

Main microprocessor Q701 only.

1. Press and hold down the DISPLAY button, then press the STANDBY/ON button when the unit is Power on.  
Version is displayed on FL display only for 3 seconds.

Ex.

Ver. 1.01/05305a

2. Press the STANDBY/ON button to Power off.

## 4. Memory Backup

The AV receiver uses a battery-less memory backup system in order to retain radio presets and other settings when it's unplugged or in the case of a power failure.

Although no batteries are required, the AV receiver must be plugged into an AC outlet in order to charge the backup system. Once it has been charged, the AV receiver will retain the settings for several weeks, although this depends on the environment and will be shorter in humid climates.

## OPERATION CHECK-1

### SPEAKER PROTECT-1 (DC VOLTAGE DETECTION)

#### [When]

1. Exchange power transistors (Q6050 - Q6066).
2. Exchange amplifier PC board ass'y (NAAF-8523).

#### [Procedure]

<Note>

No load. No input.

1. Press and the hold down the CD button , then press the STANDBY/ON button when the unit is Power ON.  
" Test - \_ " is displays it only for 5 seconds.

Test - \_ Blinks

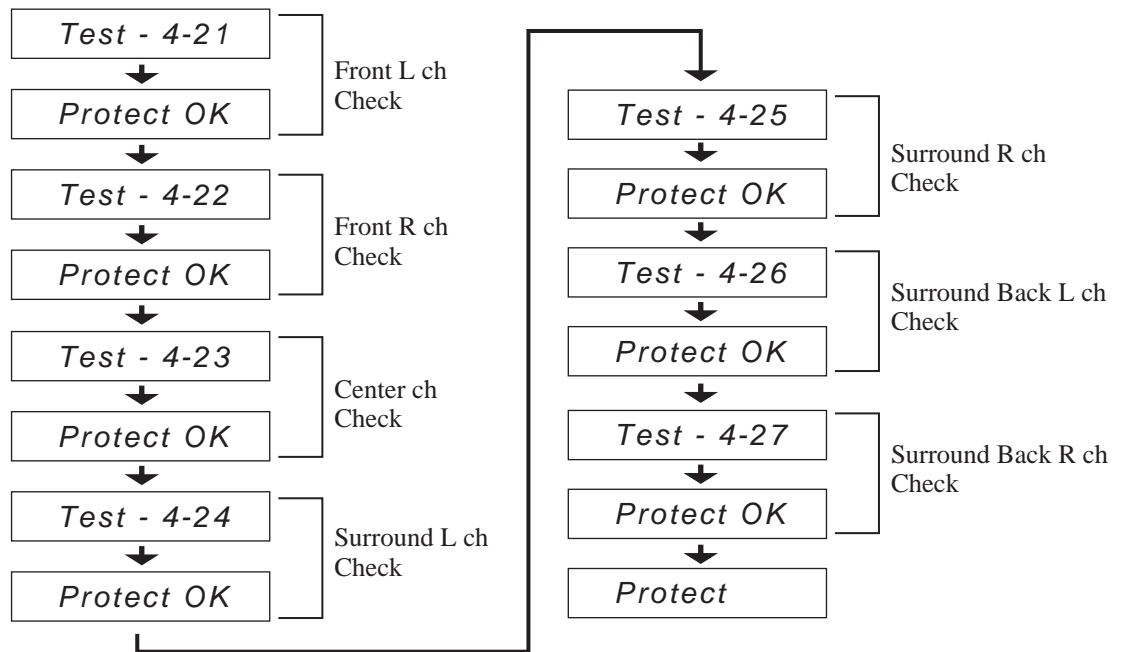
2. Press the VIDEO 3 button, while the character of " Test - \_ " is displayed.  
Unit will be in the state of " Test-4-00 ".

Test - 4-00

3. Repeatedly press TONE+ button until the character of " Test-4-21 " is displayed.

Test - 4-21

Checking the operation starts automatically as follows.



If all channel are OK, the character of " Test - 4 - 35 " is displayed.

Test - 4-35

4. Press the STANDBY/ON button.



## OPERATION CHECK-2

### SPEAKER PROTECT-2 (CURRENT DETECTION)

#### [When]

1. Exchange power transistors (Q6050 - Q6066).
2. Exchange amplifier PC board ass'y (NAAF-8523).

#### [Procedure]

<Note>

No input.

Do not check two or more channels at the same time.

Do not connect dummy load to speaker terminals for 2 or more seconds.

1. Press and hold down the CD button, then press the STANDBY/ON button when the unit is Power ON.  
" *Test - \_* " is displayed only for 5 seconds.

*Test - \_* Blinks

2. Press the VIDEO 3 button, while the character of " *Test - \_* " is displayed.  
Unit will be in the state of " *Test-4-00* ".

*Test - 4-00*

3. Repeatedly press TONE+ button until the character of " *Test-4-35* " is displayed.

*Test - 4-35*

4. Connect the Dummy load of 3 ohms to the Front Lch speakers terminal.  
At this time, check the speaker relay is not turned off.

*Test - 4-35*

5. Connect the dummy load of 1 ohm to the Front Lch speakers terminal.  
At that time, you check the speaker relay is turned off and " *Protect* " is displayed.

*Protect*

Disconnect the dummy load at once when check the display of " *Protect* ".

*Test - 4-35*

6. Check other channels according to the same procedure.

7. Press the STANDBY/ON button.

*Clear* → Turn off

## OPERATION CHECK-3

### CONTROL OF POWER SUPPLY (OUTPUT SENSOR AND THERMAL SENSOR)

#### [When]

1. Exchange power transistors (Q6050 - Q6066).
2. Exchange power amplifier PC board ass'y (NAAF-8523).
3. Exchange thermal sensor PC board ass'y (NAETC-8526).


#### [Procedure]

<Note>

No output. No input.

#### Output sensor

1. Press and the hold down the CD button , then press the STANDBY/ON button when the unit is Power ON.  
" Test - \_ " is displays it only for 5 seconds.

Test -  — Blinks


2. Press the VIDEO 3 button, while the character of " Test - \_ " is displayed.  
Unit will be in the state of " Test-4-00 ".

Test - 4-00

3. Repeatedly press TONE+ button until the character of " Test-4-37 " is displayed.

Test - 4-37

4. Adjusts MASTER VOLUME to Max. position.  
At this time, check the character of " FM STEREO " displayed.  
And, check relay RL6901 and RL6902 are turned off in 2 - 3 seconds.

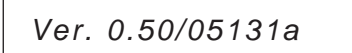
Test - 4-37  FM STEREO

5. Press the STANDBY/ON button.

Clear  Turn off

#### Thermal sensor

1. Press and hold down the DISPLAY button, then press the STANDBY button when the unit is power ON.  
" Ver. 0.50/05131a " is displays it only for 2 seconds.

<Ex.>  Ver. 0.50/05131a

2. Press the TONE button, while the character of " Ver.0.50/05131a " is displayed.

<Ex.>  T: 25°C/ 77°F

3. Check the displayed temperature is +/-20°C of the ambient temperatures.

4. Press STANDBY/ON button.

Clear  Turn off

## OPERATION CHECK-4

### DSP DEBUG MODE

Check the operation of the circuit around DSP by the display in this mode.  
This information helps to pursue the faulty point.

#### To set in DSP debug mode

1. Press and hold down the DISPLAY button, then press the STANDBY button when the unit is power ON.

" Ver. 0.50/05131a " is displays it only for 2 seconds.

<Ex.> Ver. 0.50/05131a

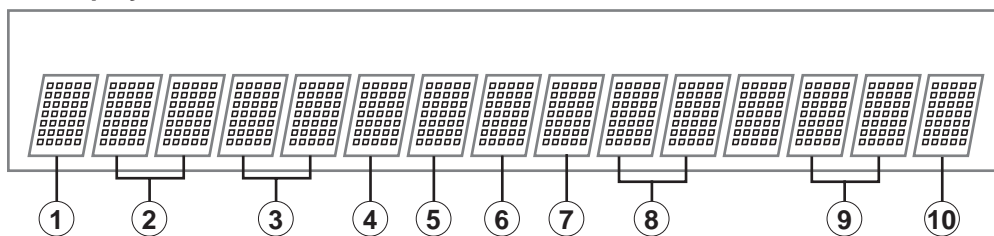
2. Press the DISPLAY button, while the character of " Ver.0.50/05131a " is displayed.

E1A48K015FF 23o

#### To exit

Press STANDBY/ON button.

#### Content of display



#### ----- DIR -----

- ① UNLOCK  
E = UNLOCK  
= LOCK
- ② Digital Selector  
D = DIGITAL  
A = ANALOG  
1 = COAX1  
2 = OOAX2  
3 = OPT1  
4 = OPT2  
5 = OPT3  
7 = FRONT
- ③ Sampling Frequency  
96 = 96kHz  
48 = 48kHz  
44 = 44kHz  
32 = 32kHz  
-- = Not detect
- ④ Pre Emphasis  
K = OFF  
e = ON
- ⑤ DIR Status  
0 = ANALOG  
1 = PCM  
2 = NOT\_PCM  
3 = DATA  
4 = DTSCD  
5 = MCH  
6 = NOT DECIED

#### ----- MEMORY/DOWNLOAD -----

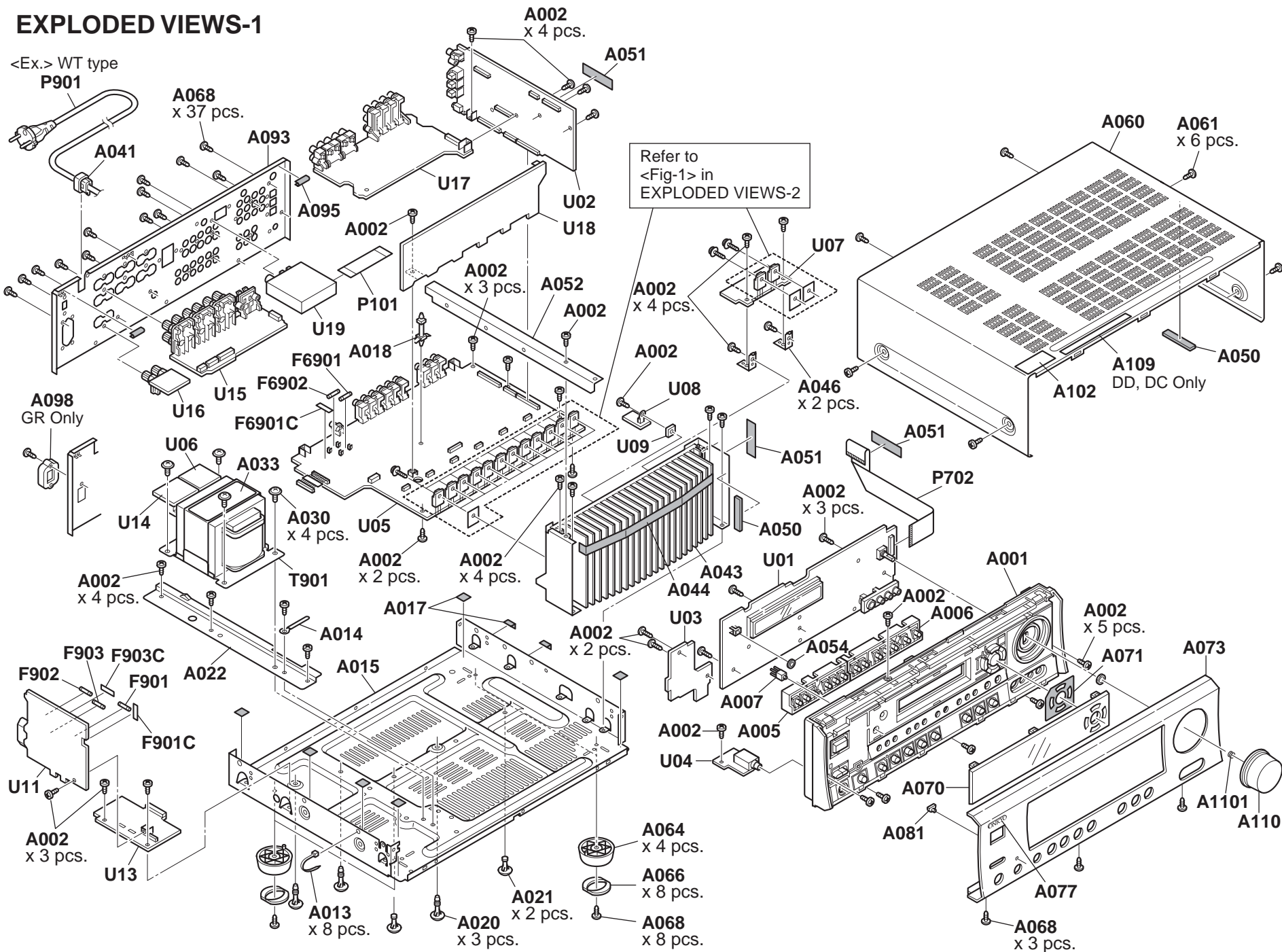
- ⑥ AUTOBOOT DSP AB CODE  
0 = FLASH  
1 = ab\_ac3\_pl2  
2 = ab\_dts\_pl2  
3 = ab\_neo6  
4 = sgen\_ab  
5 = ab\_pl2fs  
6 = ab\_dts\_6dol  
7 = ab\_dts9624  
8 = aac\_pl2
- ⑦ AUTOBOOT DSP C CODE  
0 = ac\_dts9624  
1 = c\_neo6  
2 = c\_oos\_no\_sd  
3 = c\_oos  
4 = c\_oob  
5 = c\_pl2  
6 = c\_pl2xthx  
7 = c\_thx  
8 = c\_spsetup  
9 = version

#### ----- DSP -----

- ⑧ DSP Status  
00 = Power off  
01 = Power on wait  
10 = DSP reset  
11 = DSP reset wait  
12 = DSP AB boot ready  
13 = DSP AB boot start  
14 = DSP AB boot  
15 = DSP C boot ready  
16 = DSP C boot start  
17 = DSP C boot  
18 = DSP soft reset  
20 = DSP C app start  
21 = DSP C HW Config set  
22 - 2A = DSP C SW Config set  
3F = DSP C kick start  
40 = DSP AB App start  
41 = DSP AB HW Config set  
42 - 4B = DSP AB SW Config set  
AF = DSP ab kick start
- ⑨ DSP Detect Format  
00 = Null  
01 = Dolby Digital  
03 = Pause  
04 = MPEG1 L1  
05 = MPEG1 L23/ MPEG2 w/o  
06 = MPEG2 w/e  
07 = MPEG2 AAC  
08 = MPEG2 L1  
09 = MPEG2 L2/3  
0B = DTS1  
0C = DTS2  
0D = DTS3  
1B = MPEG2 AAC1  
1C = MPEG2 AAC2  
20 = Silent  
22 = DTS CD  
23 = PCM
- ⑩ DSP Decode  
o = Decode OK  
x = Decode NG  
-- = Analog in

# EXPLODED VIEWS-1

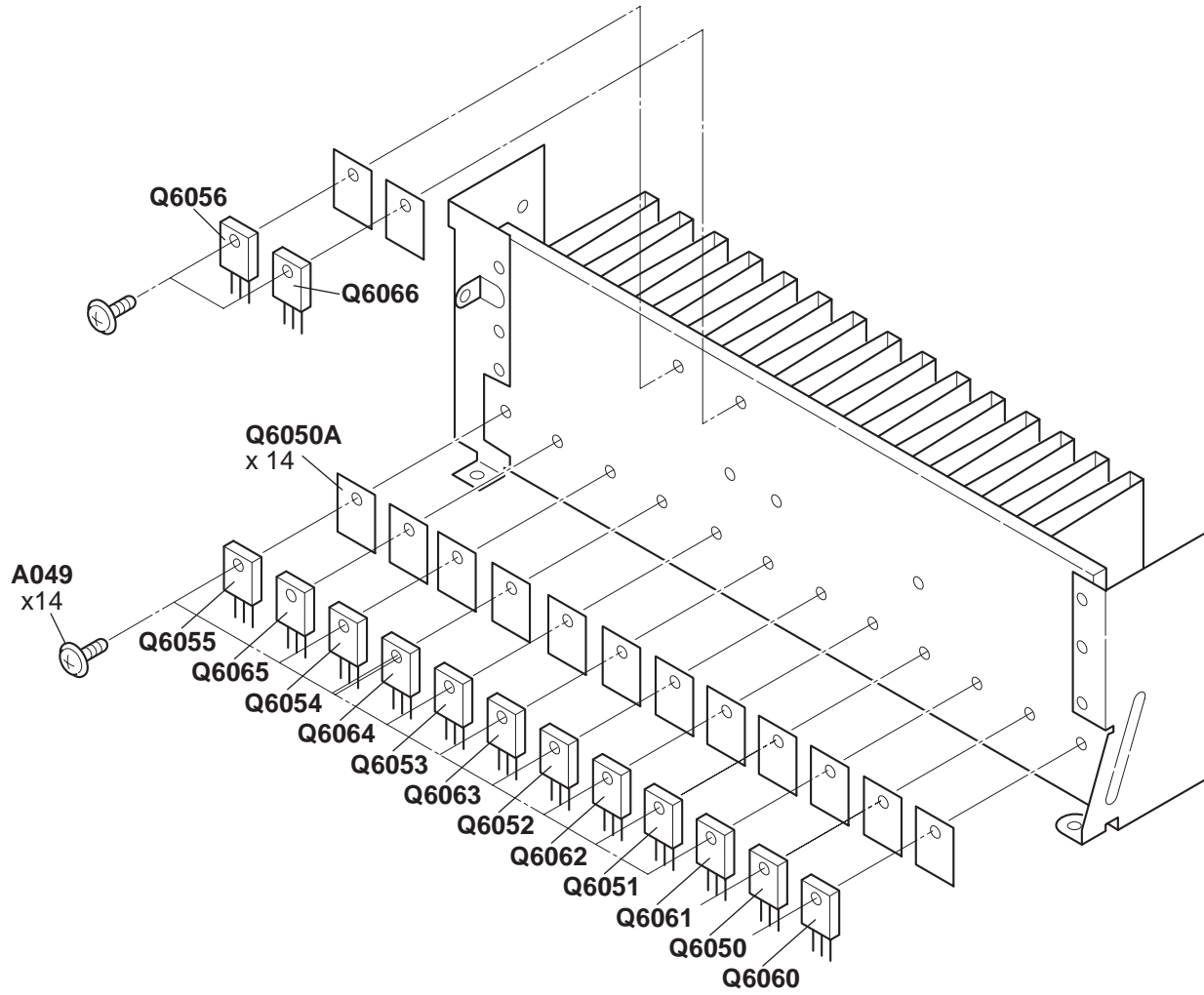
<Ex.> WT type  
P901





# EXPLODED VIEWS-2

<Fig-1>



A

B

C

D

BLOCK DIAGRAM

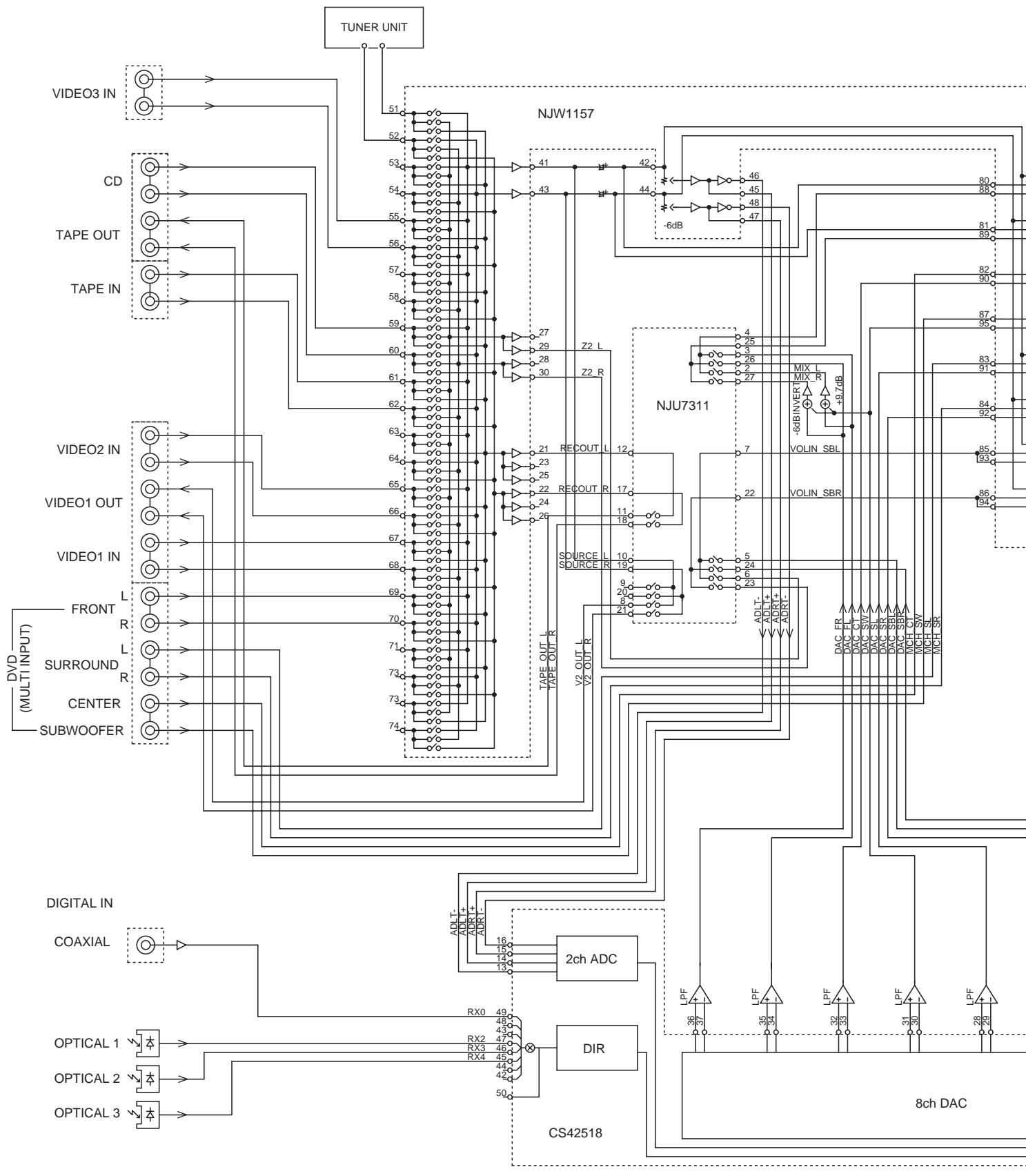
1

2

3

4

5

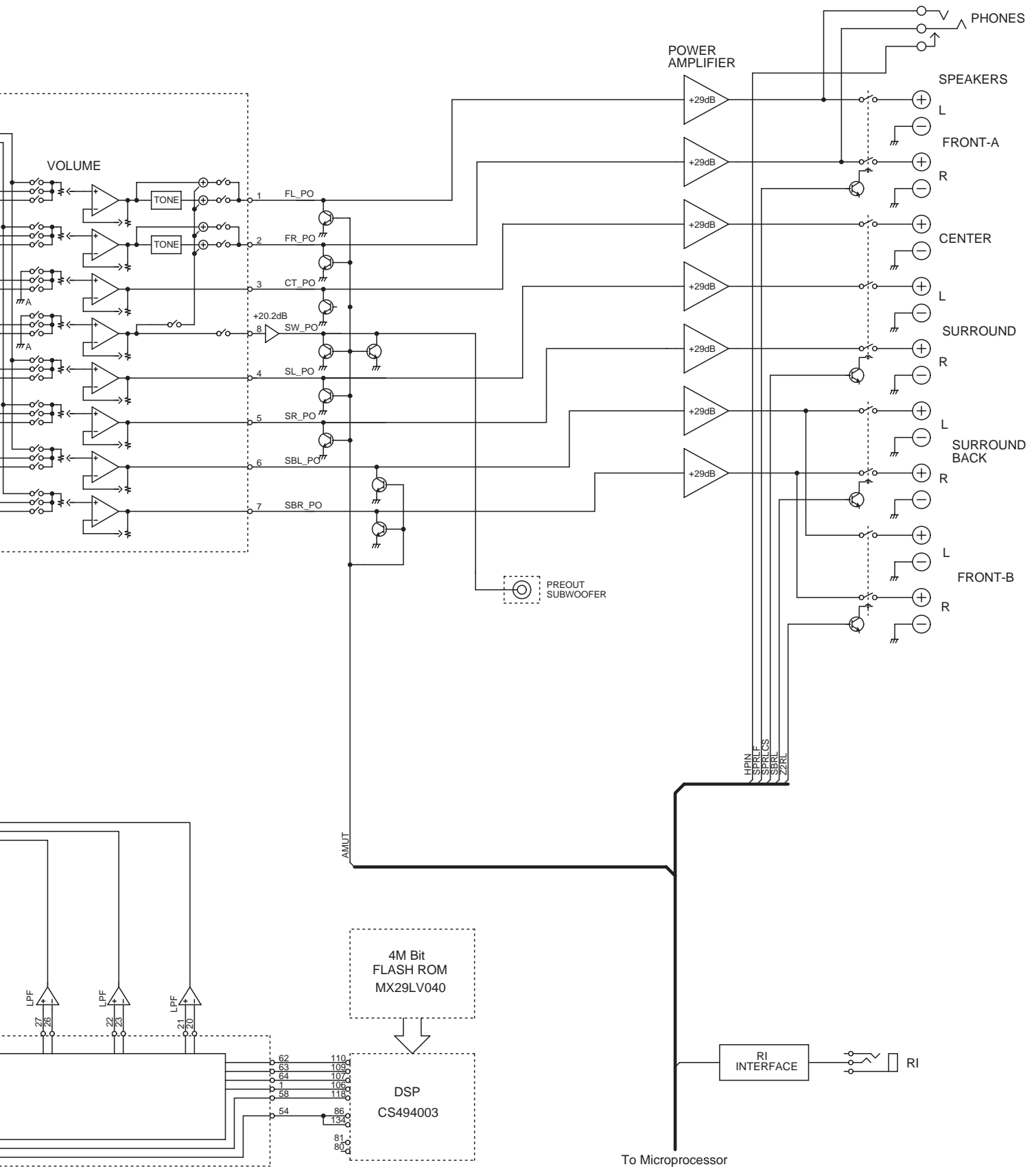


E

F

G

H



A B C D

SCHEMATIC DIAGRAMS-1

AUDIO INPUT SECTION

TO NADG-8514

NAAF-8523(1/2)

U05 AMPLIFIER PC BOARD (1/2)

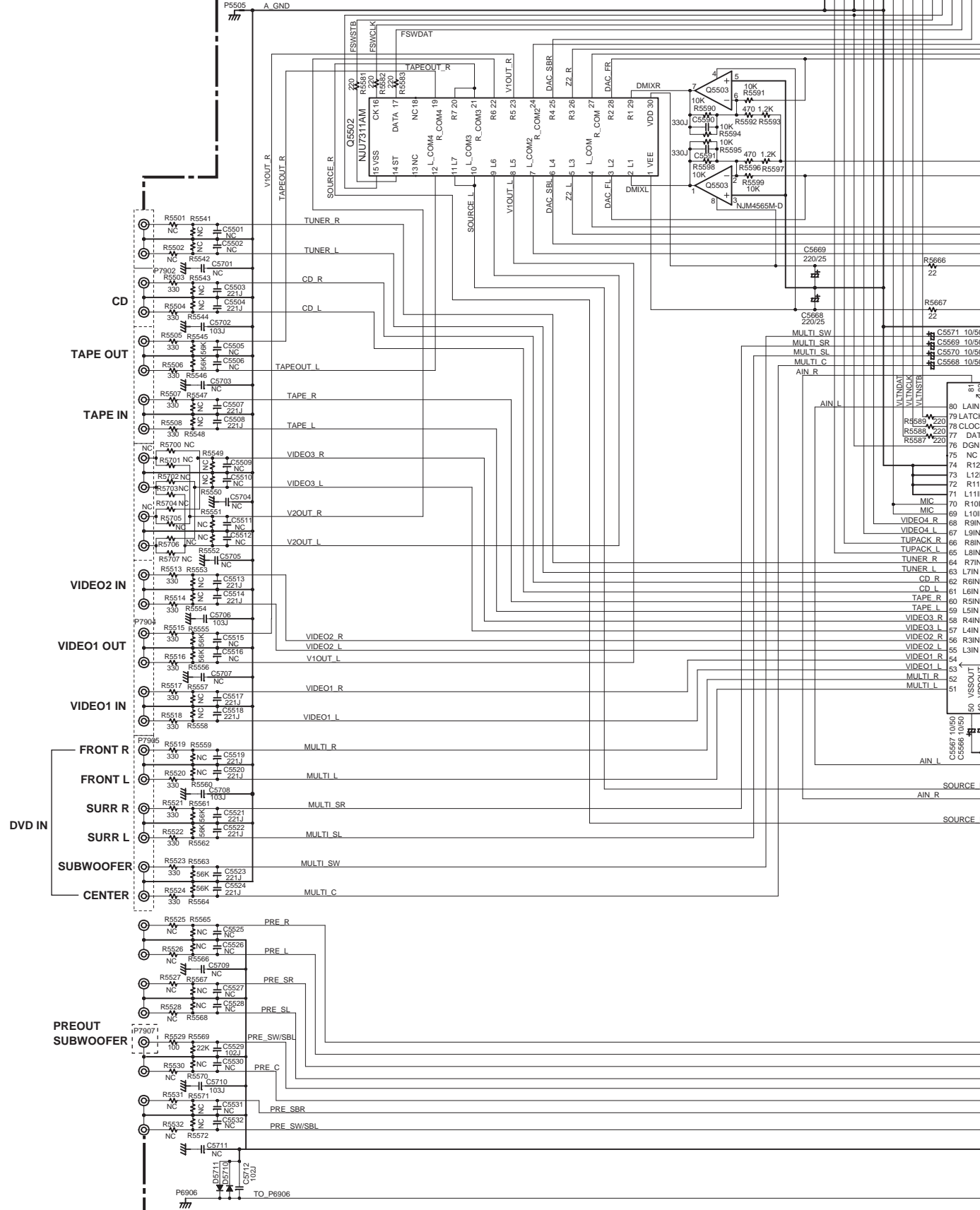
1

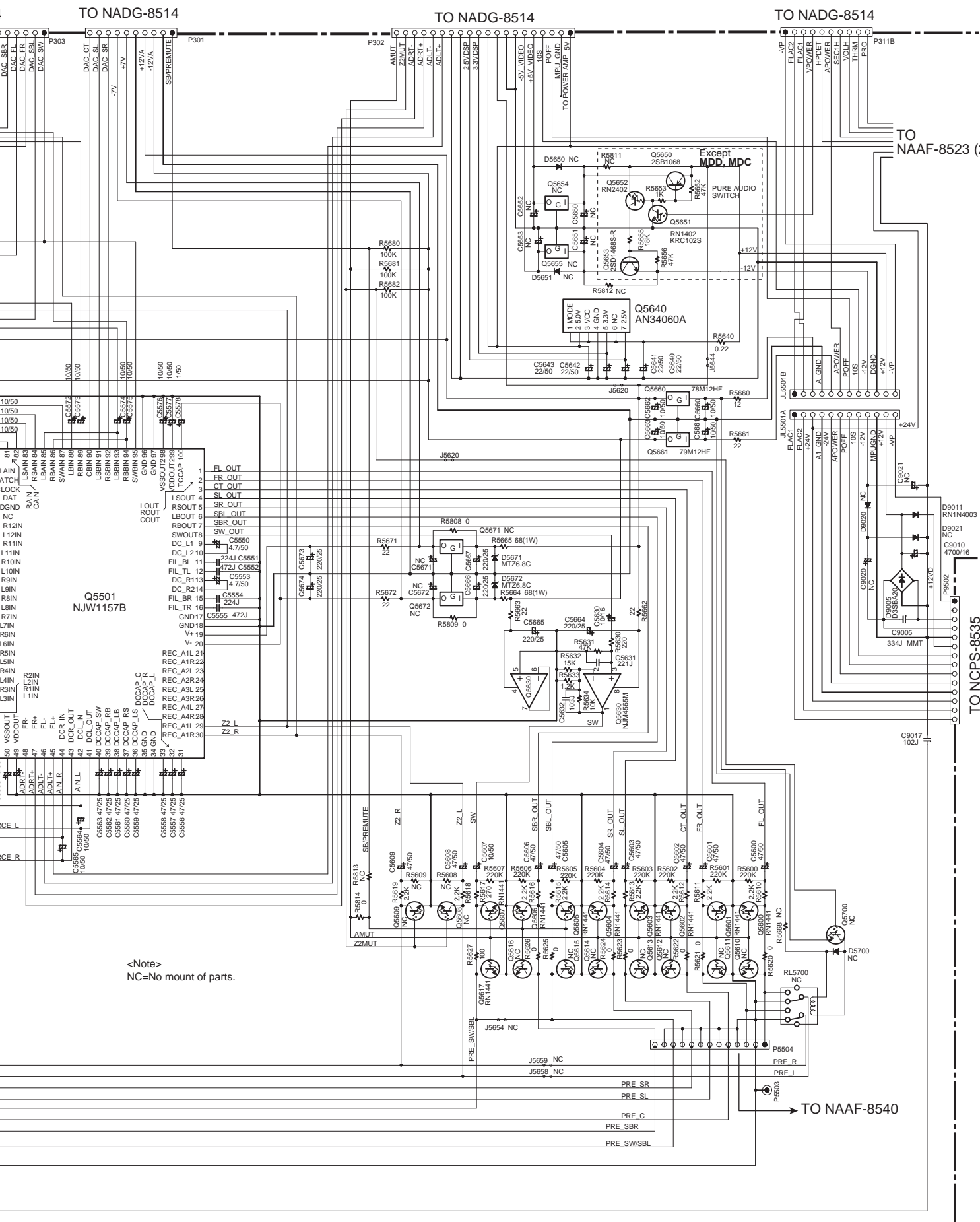
2

3

4

5





<Note>  
 NC=No mount of parts.

TO NADG-8514

TO NADG-8514

TO NADG-8514

TO NAAF-8523 (2/2)

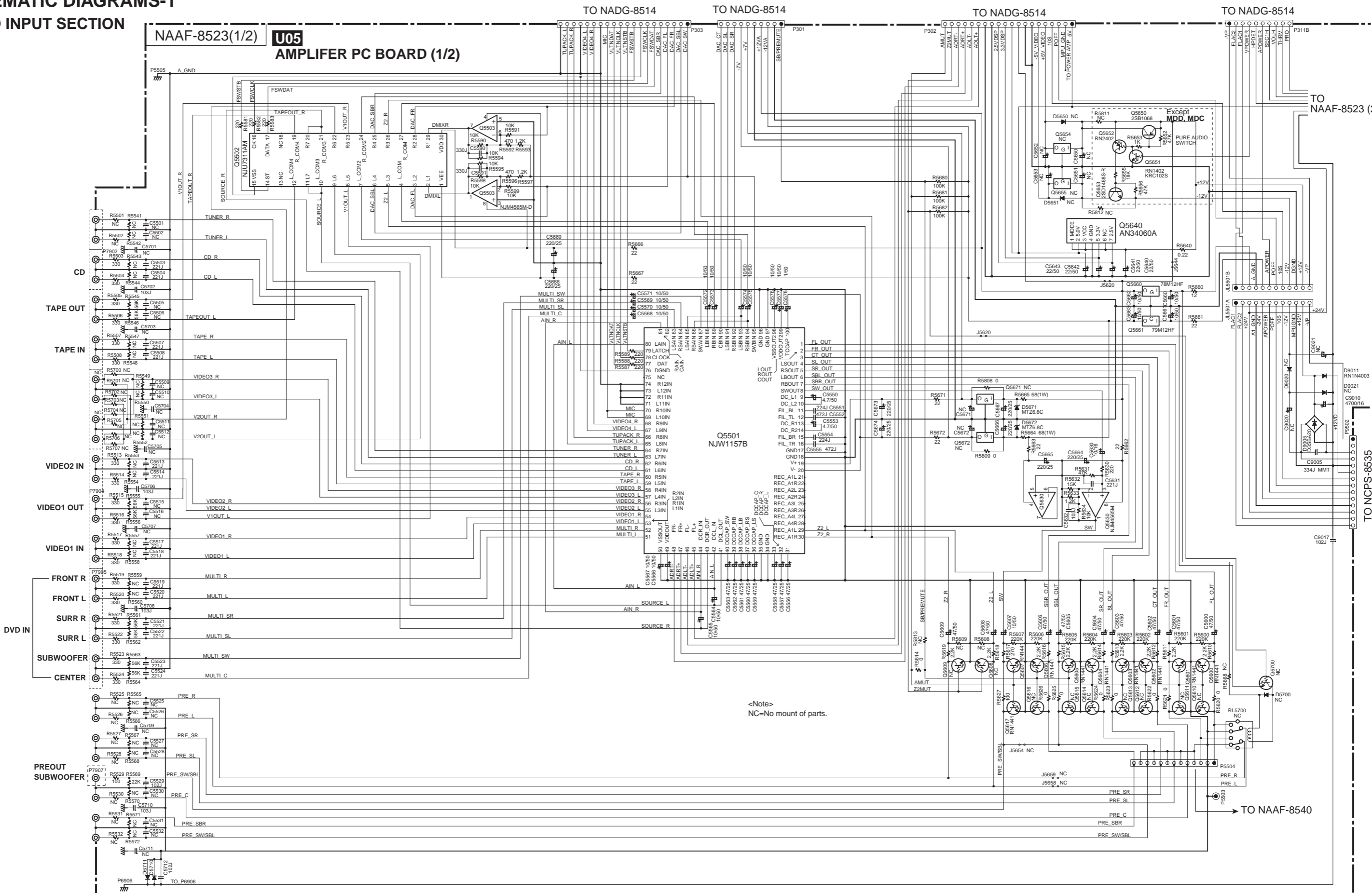
TO NCP5-8535

TO NAAF-8540

**SCHEMATIC DIAGRAMS-1**  
**AUDIO INPUT SECTION**

1  
2  
3  
4  
5

NAAF-8523(1/2) **U05**  
**AMPLIFIER PC BOARD (1/2)**



<Note>  
NC=No mount of parts.

TO NAAF-8523 (2/2)

TO NCPS-8535

TO NAAF-8540

TO NADG-8514

TO NADG-8514

TO NADG-8514

TO NADG-8514

**SCHMATIC DIAGRAMS-2**

**DSP SECTION**

A

B

C

D

TO NADIS-8513

TO TUNER UNIT

NC

TO NAVD-853

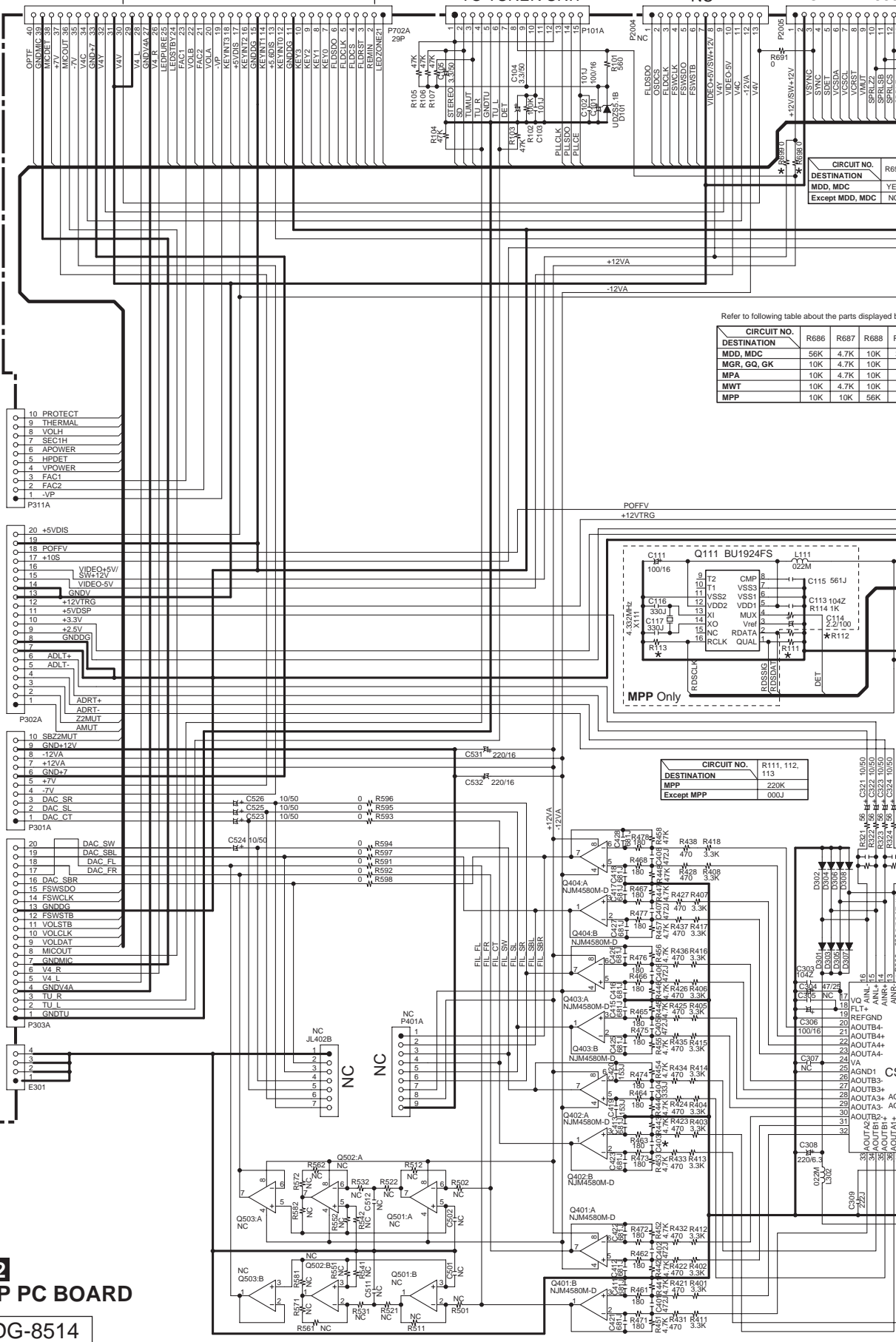
1

2

3

4

5



TO NAAF-8523

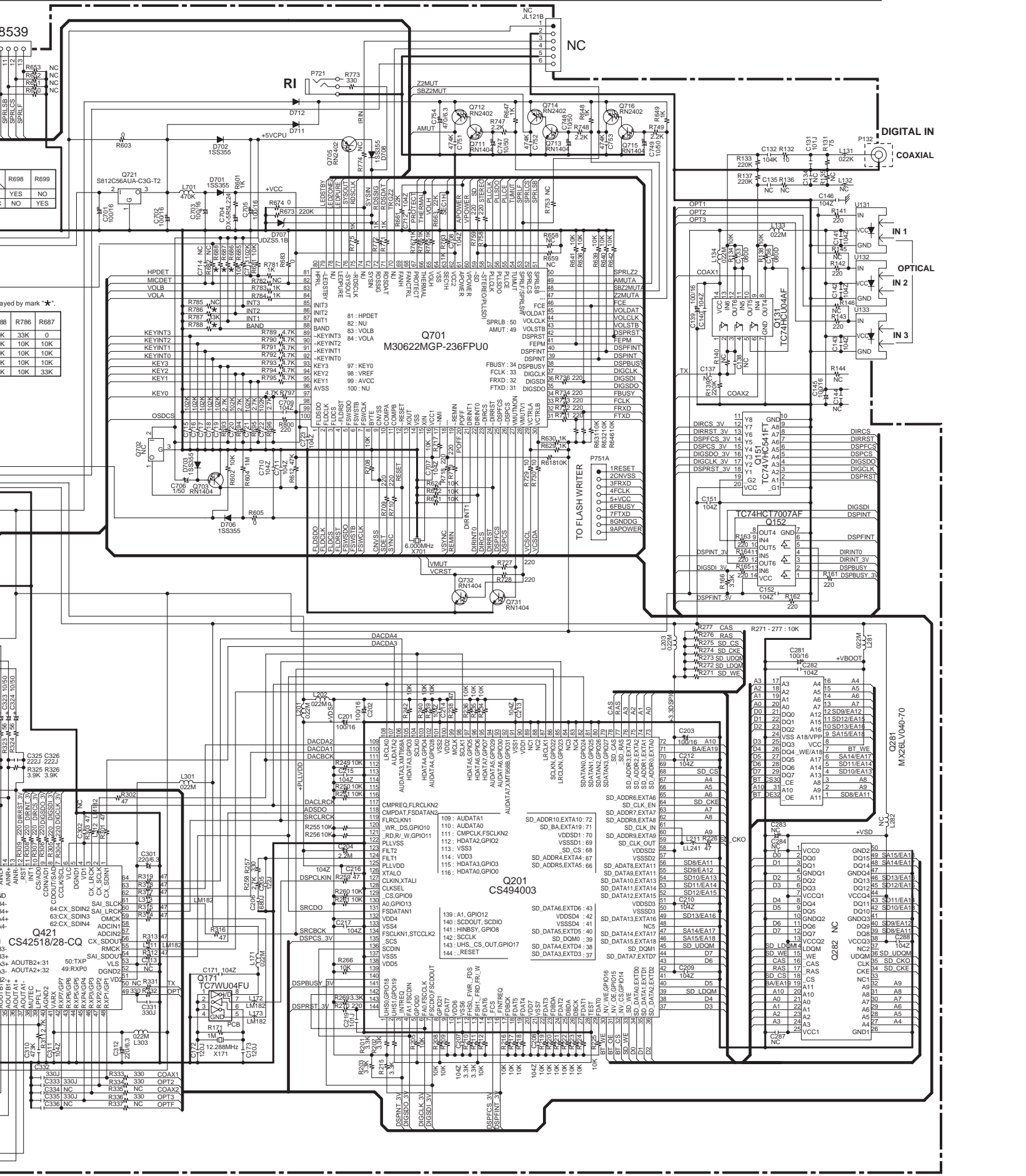
**U02**  
**DSP PC BOARD**  
**NADG-8514**

Refer to following table about the parts displayed below

CIRCUIT NO.	R686	R687	R688	R689
MDD, MDC	56K	4.7K	10K	3K
MGR, GQ, GK	10K	4.7K	10K	1K
MPA	10K	4.7K	10K	1K
MWT	10K	4.7K	10K	1K
MPP	10K	10K	56K	1K

CIRCUIT NO.	R111, 112, 113	220K	000J
MPP	220K	000J	000J

8539



played by mark \*

88	R786	R687
K	33K	0
K	10K	10K
K	10K	10K
K	10K	10K
K	10K	10K
K	10K	33K

CS42518-28-CQ

330	330	330	COAX1
333	330	330	OPT2
334	NC	330	COAX2
335	330	330	OPT3
336	NC	330	OPT

DIGITAL IN

COAXIAL

IN 1

IN 2

IN 3

MX26LV040-70

Q281

Q282

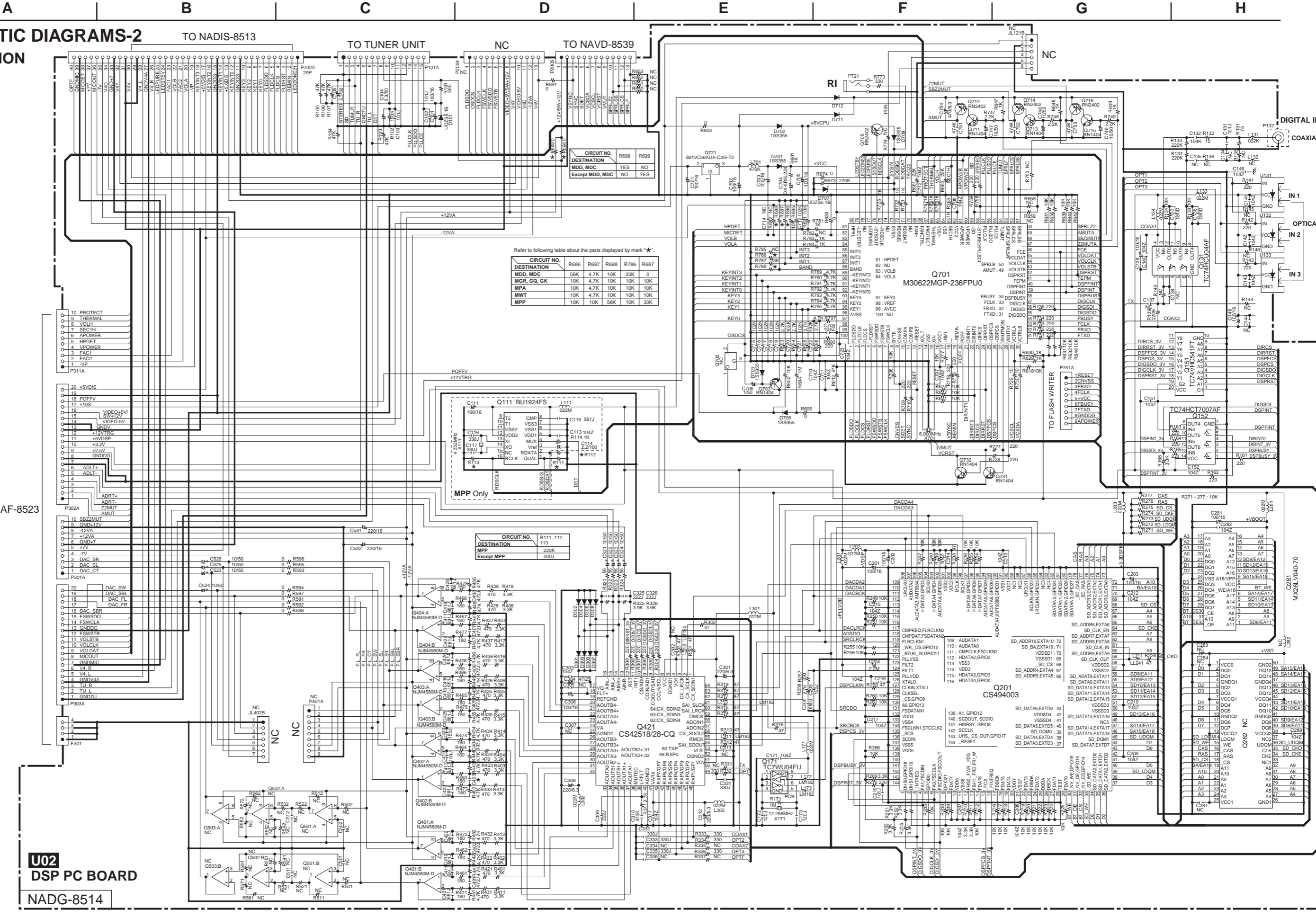
Q283

Q284



# SCHEMATIC DIAGRAMS-2

## DSP SECTION



**U02**  
**DSP PC BOARD**  
 NADG-8514

A

B

C

D

# SCHEMATIC DIAGRAMS-3

## POWER AMPLIFIER SECTION-1

1

Refer to following table about the parts displayed by mark " \* " .

**Transistors**

CIRCUIT NO.	DESCRIPTION
Q5000 - 5002 Q5010 - 5012	2SC2240-BL
Q5003 - 5006 Q5013 - 5016	2SC2240-BL, KTC3200-BL
Q5030 - 5036	2SA949-Y
Q5040 - 5046	2SC2229-Y
Q5050 - 5056	2SC1815-GR, BL

**NOTE**

- THE COMPONENTS IDENTIFIED BY MARK  $\Delta$  ARE CRITICAL FOR SAFETY. REPLACE ONLY WITH PART NUMBER SPECIFIED.
- VOLTAGE (MEASURED WITH VOLTMETER)  $\leftarrow$  IS DC VOLTAGE. (NO INPUT SIGNAL).
- ALL PNP TRANSISTORS ARE EQUIVALENT TO 2SA1015-GR UNLESS OTHERWISE NOTED.
- ALL NPN TRANSISTORS ARE EQUIVALENT TO 2SC1815-GR UNLESS OTHERWISE NOTED.
- ALL DIODES ARE EQUIVALENT TO 1SS133 UNLESS OTHERWISE NOTED.
- ELECTROLYTIC CAPACITORS (  $\text{---} \parallel \text{---}$  ) ARE IN  $\mu\text{F}/\text{MV}$ .
- ALL CAPACITORS ARE IN pF/50V UNLESS OTHERWISE NOTED.  
EX) 030-3pF 330-33pF 331-330pF 333-0.033uF
- ALL RESISTORS ARE IN OHMS 1/4WATTS UNLESS OTHERWISE NOTED.
- THE THICK LINES ON PC BOARD ARE THE PRINTING SIDE OF THE PARTS.  
EX)  $\square \square \square$  PRINTING SIDE
- CIRCUIT IS SUBJECT TO CHANGE FOR IMPROVEMENT.

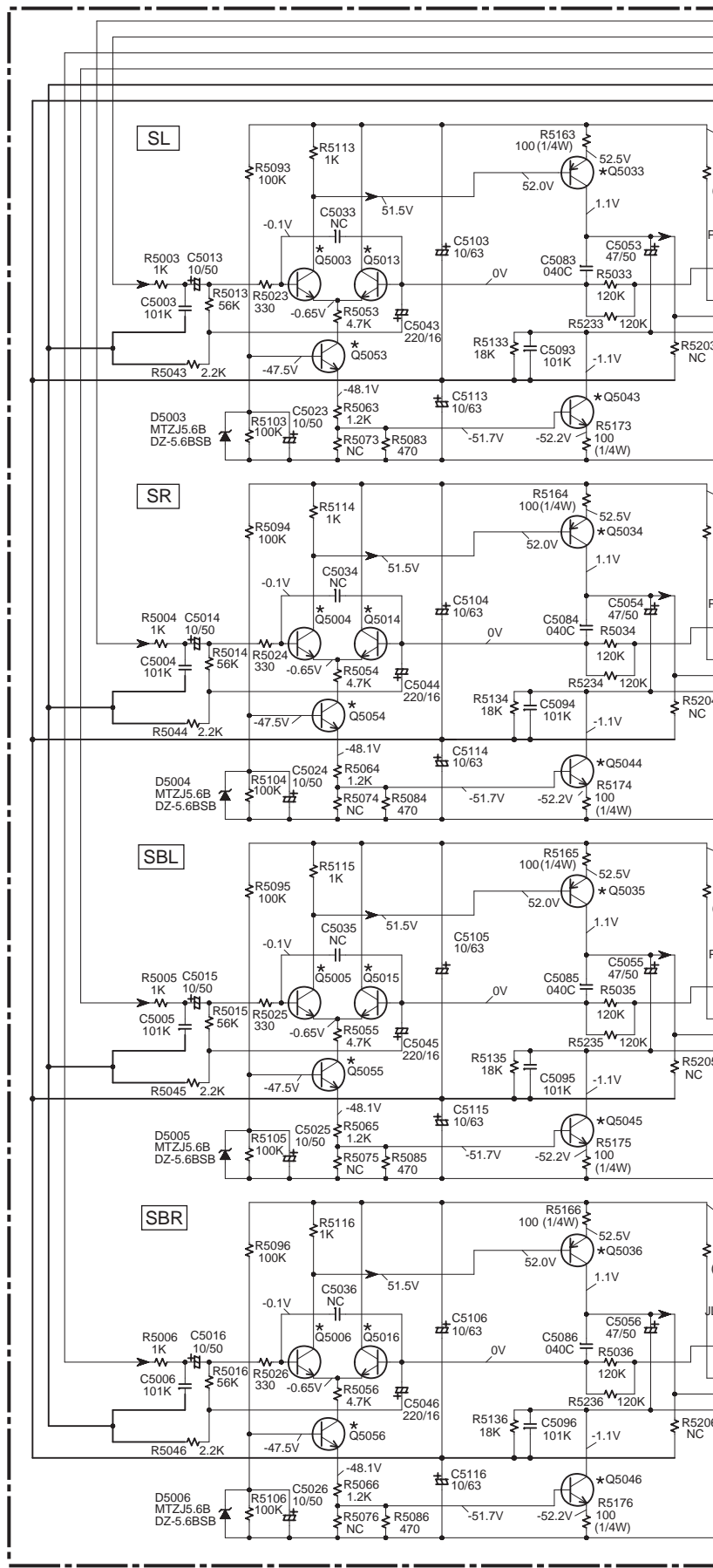
<Note>  
NC=No mount of parts.

2

3

4

5

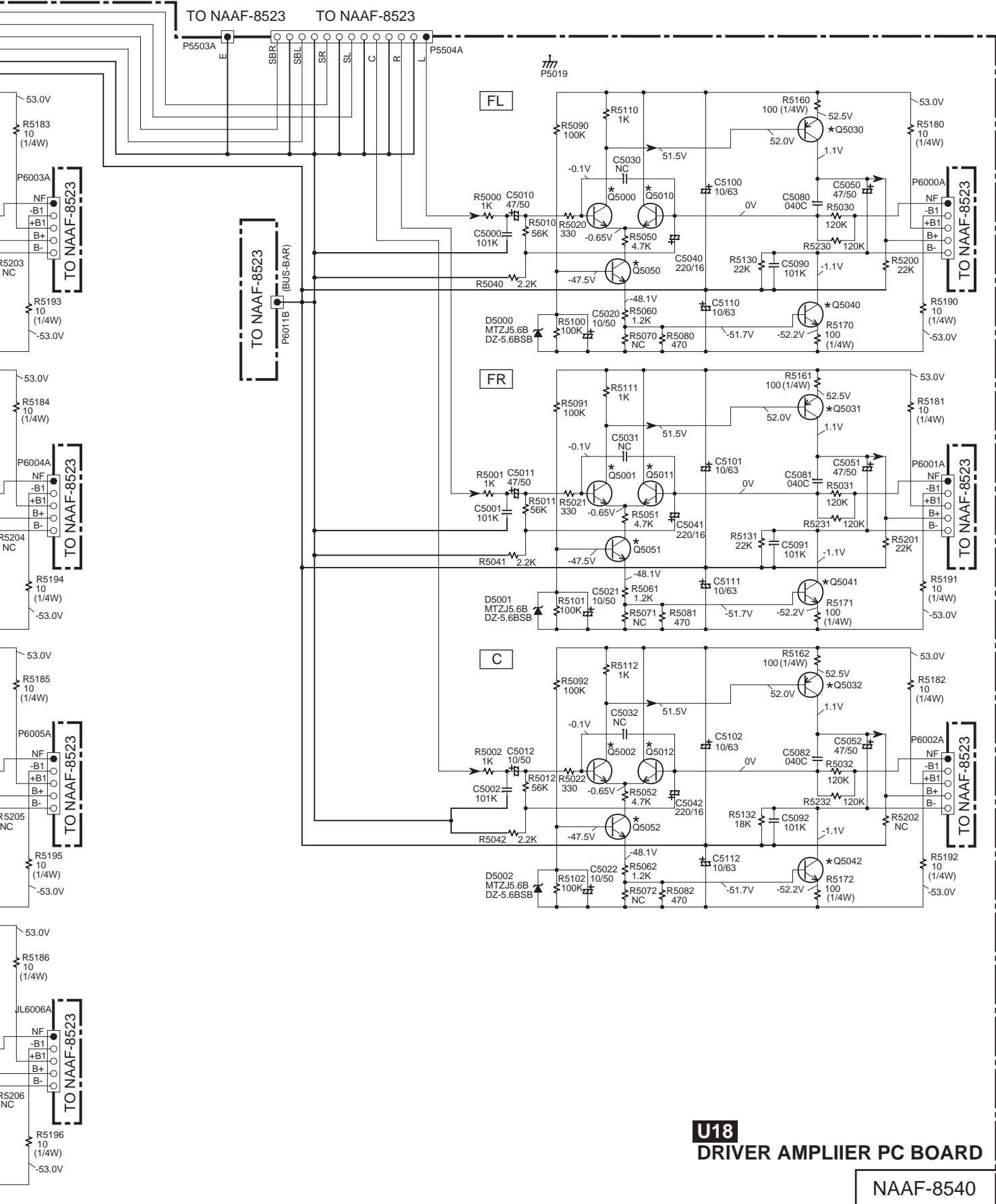


E

F

G

H



**SCHEMATIC DIAGRAMS-3**  
**POWER AMPLIFIER SECTION-1**

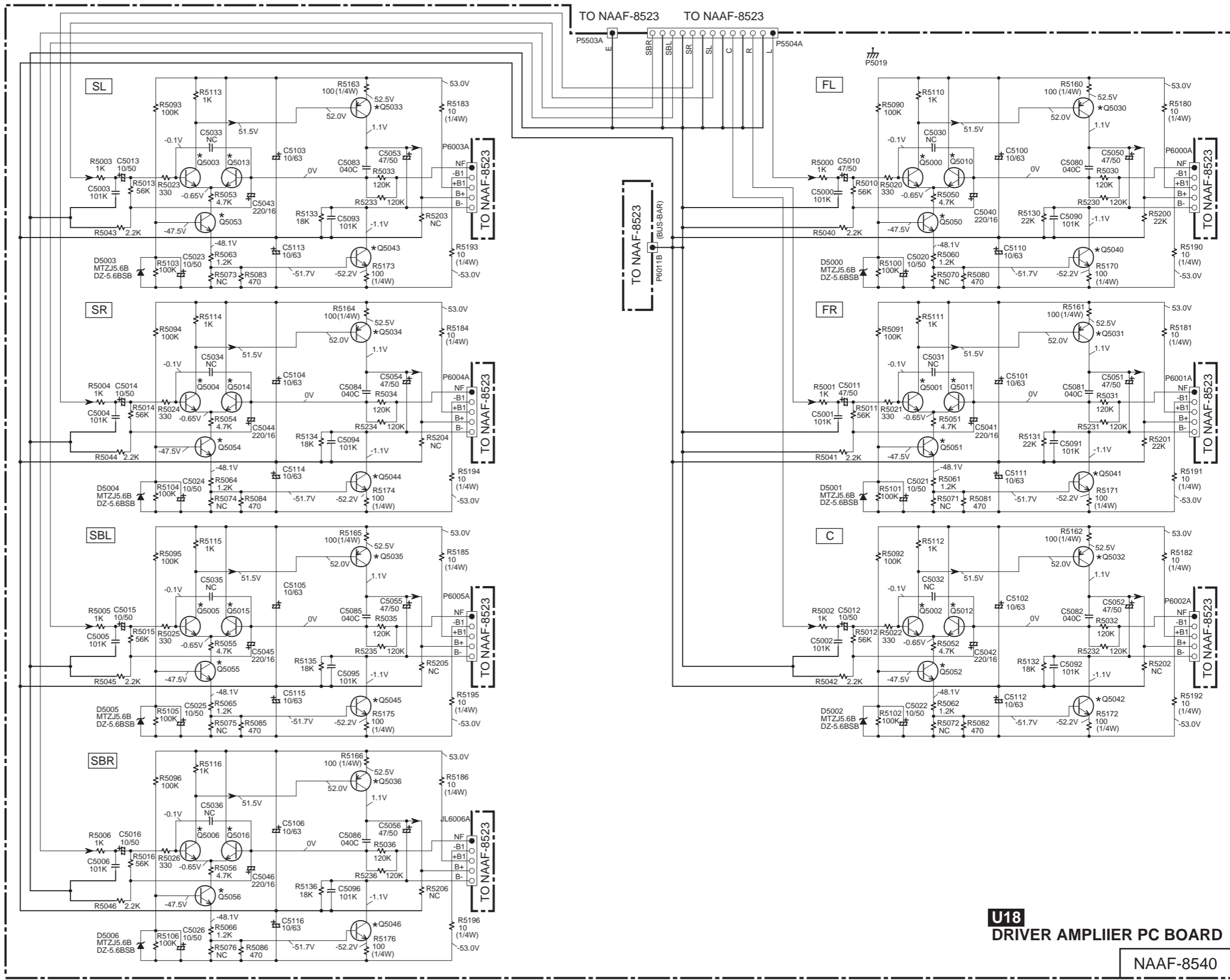
1  
2  
3  
4  
5

Refer to following table about the parts displayed by mark \* \*.

Transistors	
CIRCUIT NO.	DESCRIPTION
Q5000 - 5002 Q5010 - 5012	2SC2240-BL
Q5003 - 5006 Q5013 - 5016	2SC2240-BL, KTC3200-BL
Q5030 - 5036	2SA949-Y
Q5040 - 5046	2SC2229-Y
Q5050 - 5056	2SC1815-GR, BL

- NOTE**
- THE COMPONENTS IDENTIFIED BY MARK  $\Delta$  ARE CRITICAL FOR SAFETY. REPLACE ONLY WITH PART NUMBER SPECIFIED.
  - VOLTAGE (MEASURED WITH VOLTMETER)  $\square$  IS DC VOLTAGE.(NO INPUT SIGNAL).
  - ALL PNP TRANSISTORS ARE EQUIVALENT TO 2SA1015-GR UNLESS OTHERWISE NOTED.
  - ALL NPN TRANSISTORS ARE EQUIVALENT TO 2SC1815-GR UNLESS OTHERWISE NOTED.
  - ALL DIODES ARE EQUIVALENT TO 1SS133 UNLESS OTHERWISE NOTED.
  - ELECTROLYTIC CAPACITORS (  $\text{---}$  ) ARE IN  $\mu\text{F/WV}$ .
  - ALL CAPACITORS ARE IN pF/50WV UNLESS OTHERWISE NOTED.  
EX) 030-3pF 330-33pF 331-330pF 333-0.033 $\mu\text{F}$
  - ALL RESISTORS ARE IN OHMS 1/4WATTS UNLESS OTHERWISE NOTED.
  - THE THICK LINES ON PC BOARD ARE THE PRINTING SIDE OF THE PARTS.  
EX)  $\square$  PRINTING SIDE
  - CIRCUIT IS SUBJECT TO CHANGE FOR IMPROVEMENT.

<Note>  
NC=No mount of parts.



**U18**  
**DRIVER AMPLIFIER PC BOARD**

NAAF-8540

A

B

C

D

# SCHEMATIC DIAGRAMS-4

## POWER AMPLIFIER SECTION-2

1

Refer to following table about the parts displayed by mark "★".

**Transistors**

CIRCUIT NO.	DESCRIPTION
Q6010 - 6015	2SC1740S-S
Q6020 - 6025	2SC1740S-S
Q6030 - 6032	2SC5171, 2SC5993-Q, P
Q6033 - 6035	2SC5171, KTD2061-Y
Q6040 - 6042	2SA1930, 2SA2140-Q, P
Q6043 - 6045	2SA1930, KTB1369-Y
Q6050 - 6052	2SC5198-O, R
Q6053 - 6055	KTC5242A-O, R, MN130S-Y, O, P
Q6060 - 6062	2SA1941-O, P
Q6063 - 6065	KTA1962A-O, R, MP130S-Y, O, P
Q6070 - 6075	2SC2240-GR, BL
Q6701, 6702	2SC2240-GR, BL, KTC3200-GR, BL
Q6703	KTA1268-BL, GR, 2SA992-E, F 2SA1123-R
Q6901	KTC3199-GR, 2SC2458-GR, 2SC1740S-R, S

2

**NOTE**

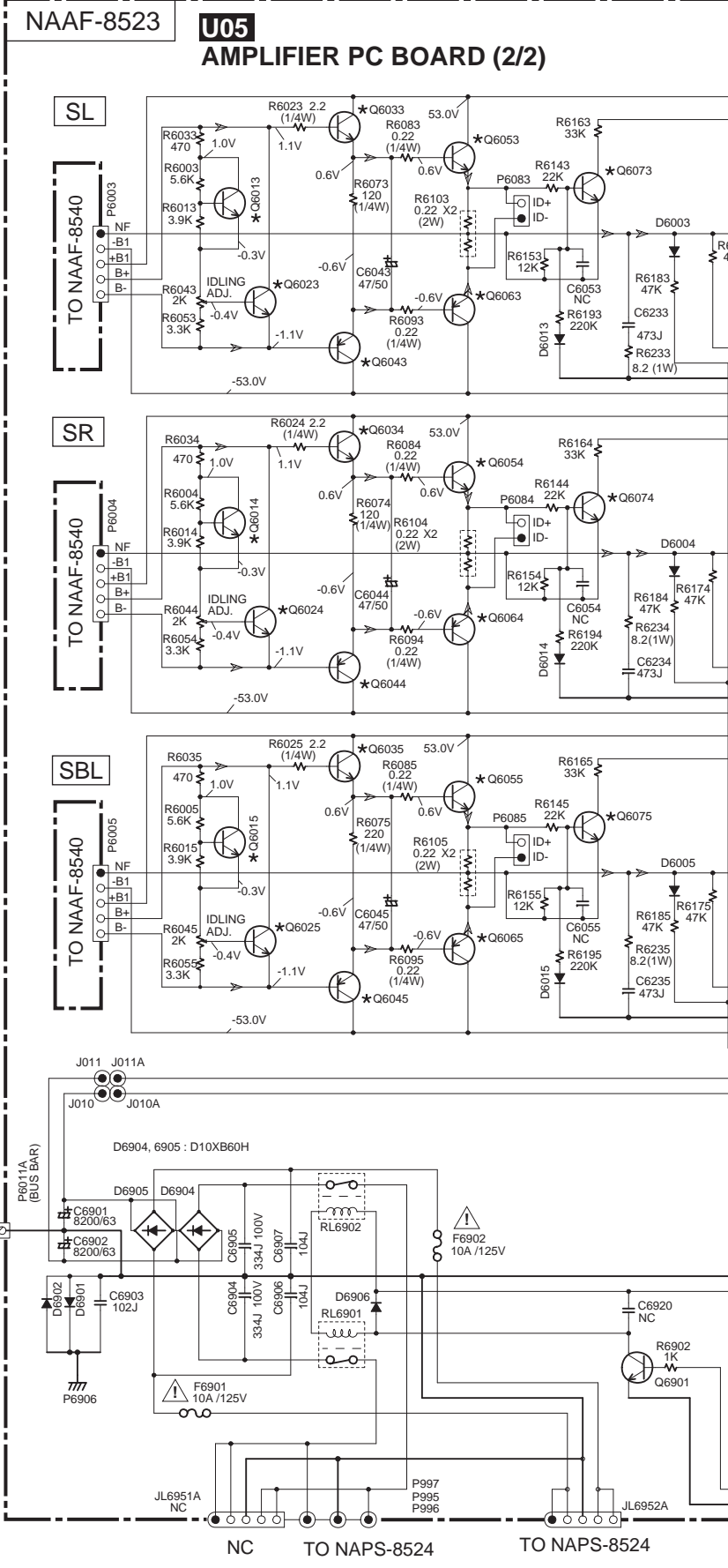
- THE COMPONENTS IDENTIFIED BY MARK  $\Delta$  ARE CRITICAL FOR SAFETY. REPLACE ONLY WITH PART NUMBER SPECIFIED.
- VOLTAGE (MEASURED WITH VOLTMETER)  $\square$  IS DC VOLTAGE. (NO INPUT SIGNAL).
- ALL PNP TRANSISTORS ARE EQUIVALENT TO 2SA1015-GR UNLESS OTHERWISE NOTED.
- ALL NPN TRANSISTORS ARE EQUIVALENT TO 2SC1815-GR UNLESS OTHERWISE NOTED.
- ALL DIODES ARE EQUIVALENT TO 1SS133 UNLESS OTHERWISE NOTED.
- ELECTROLYTIC CAPACITORS (  $\text{---} \text{||} \text{---}$  ) ARE IN  $\mu\text{F}/\text{VW}$ .
- ALL CAPACITORS ARE IN pF/50WV UNLESS OTHERWISE NOTED.  
EX) 030-3pF 330-33pF 331-330pF 333-0.033 $\mu\text{F}$
- ALL RESISTORS ARE IN OHMS 1/4WATTS UNLESS OTHERWISE NOTED.
- THE THICK LINES ON PC BOARD ARE THE PRINTING SIDE OF THE PARTS.  
EX)  $\square$  PRINTING SIDE
- CIRCUIT IS SUBJECT TO CHANGE FOR IMPROVEMENT.

3

<Note>  
NC=No mount of parts.

4

5



E

F

G

H

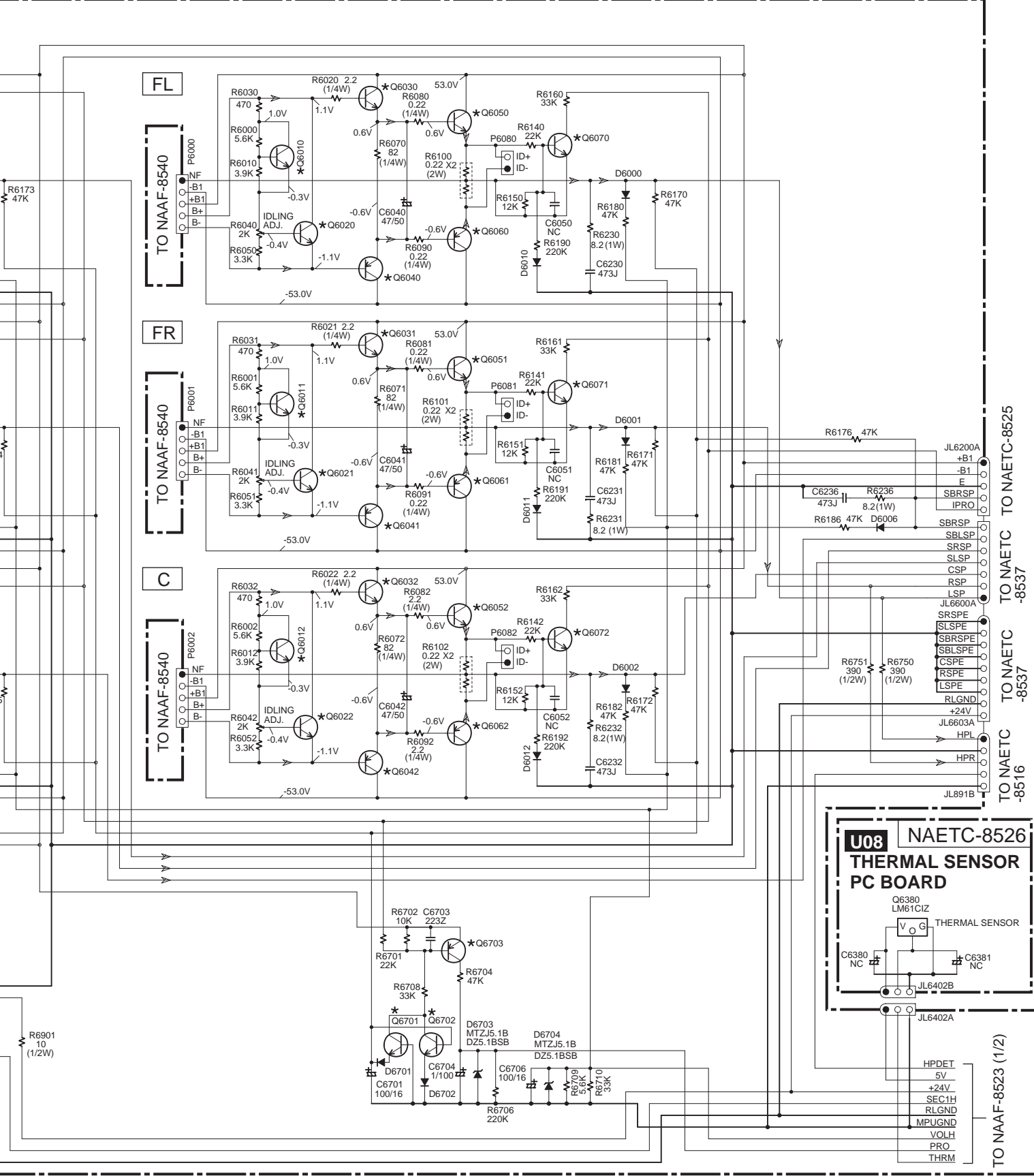
FL

FR

C

U08

NAETC-8526  
THERMAL SENSOR  
PC BOARD



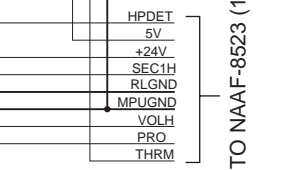
TO NAAF-8540

TO NAAF-8540

TO NAAF-8540

TO NAETC -8525  
TO NAETC -8537  
TO NAETC -8537  
TO NAETC -8516

TO NAAF-8523 (1/2)



**SCHEMATIC DIAGRAMS-4**  
**POWER AMPLIFIER SECTION-2**

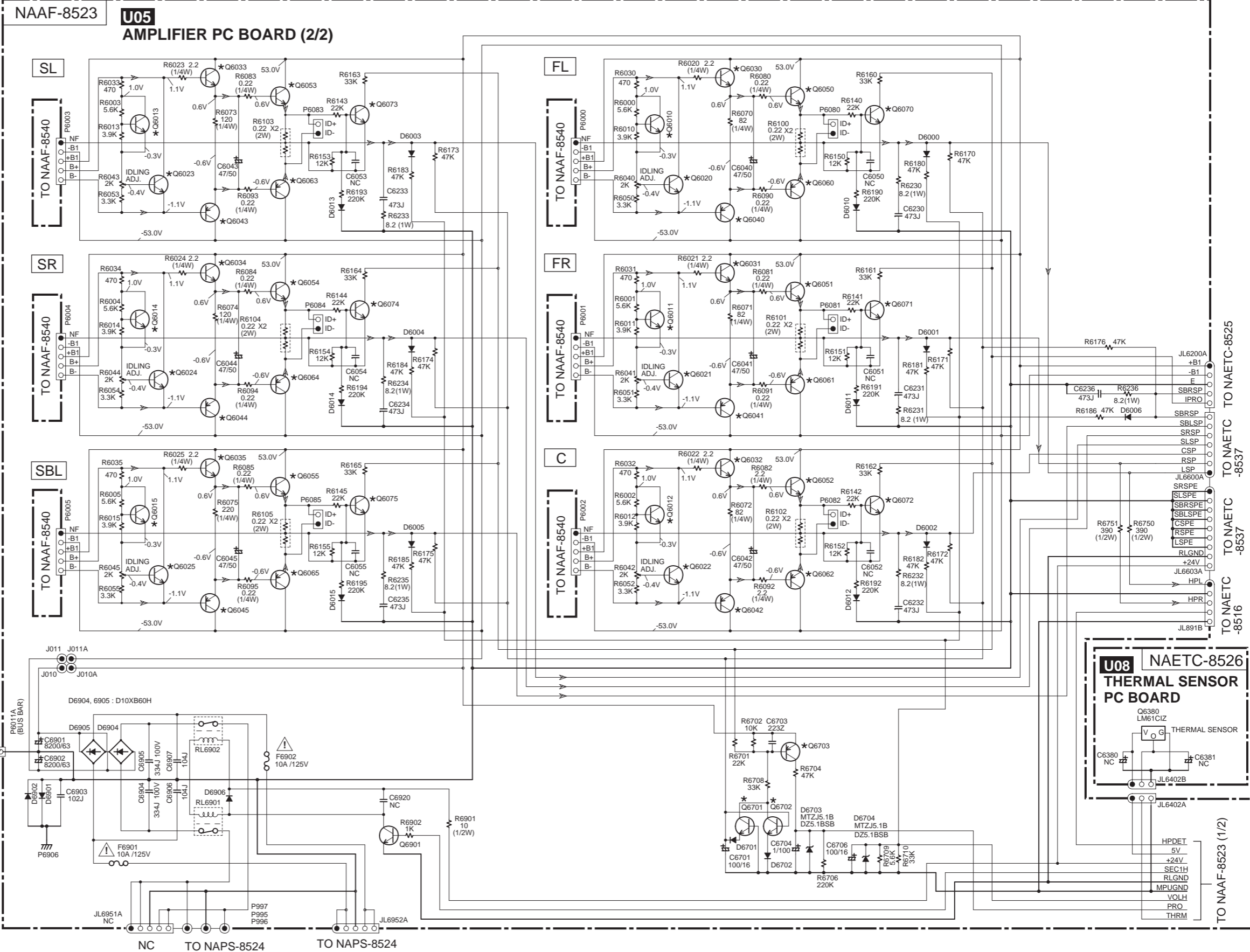
Refer to following table about the parts displayed by mark " \* " .

**Transistors**

CIRCUIT NO.	DESCRIPTION
Q6010 - 6015	2SC1740S-S
Q6020 - 6025	2SC1740S-S
Q6030 - 6032	2SC5171, 2SC5993-Q, P
Q6033 - 6035	2SC5171, KTD2061-Y
Q6040 - 6042	2SA1930, 2SA2140-Q, P
Q6043 - 6045	2SA1930, KTB1369-Y
Q6050 - 6052	2SC5198-O, R
Q6053 - 6055	KTC5242A-O, R, MN130S-Y, O, P
Q6060 - 6062	2SA1941-O, P
Q6063 - 6065	KTA1962A-O, R, MP130S-Y, O, P
Q6070 - 6075	2SC2240-GR, BL
Q6701, 6702	2SC2240-GR, BL, KTC3200-GR, BL
Q6703	KTA1268-BL, GR, 2SA992-E, F 2SA1123-R
Q6901	KTC3199-GR, 2SC2458-GR, 2SC1740S-R, S

- NOTE**
- THE COMPONENTS IDENTIFIED BY MARK  $\Delta$  ARE CRITICAL FOR SAFETY. REPLACE ONLY WITH PART NUMBER SPECIFIED.
  - VOLTAGE (MEASURED WITH VOLTMETER)  $\leftarrow$  IS DC VOLTAGE (NO INPUT SIGNAL).
  - ALL PNP TRANSISTORS ARE EQUIVALENT TO 2SA1015-GR UNLESS OTHERWISE NOTED.
  - ALL NPN TRANSISTORS ARE EQUIVALENT TO 2SC1815-GR UNLESS OTHERWISE NOTED.
  - ALL DIODES ARE EQUIVALENT TO 1SS133 UNLESS OTHERWISE NOTED.
  - ELECTROLYTIC CAPACITORS (  $\text{---}$  ) ARE IN  $\mu\text{F}$ .
  - ALL CAPACITORS ARE IN pF/50V UNLESS OTHERWISE NOTED.  
EX) 030-3pF 330-33pF 331-330pF 333-0.033 $\mu\text{F}$
  - ALL RESISTORS ARE IN OHMS 1/4WATTS UNLESS OTHERWISE NOTED.
  - THE THICK LINES ON PC BOARD ARE THE PRINTING SIDE OF THE PARTS.  
EX) PRINTING SIDE
  - CIRCUIT IS SUBJECT TO CHANGE FOR IMPROVEMENT.

<Note>  
NC=No mount of parts.



1

2

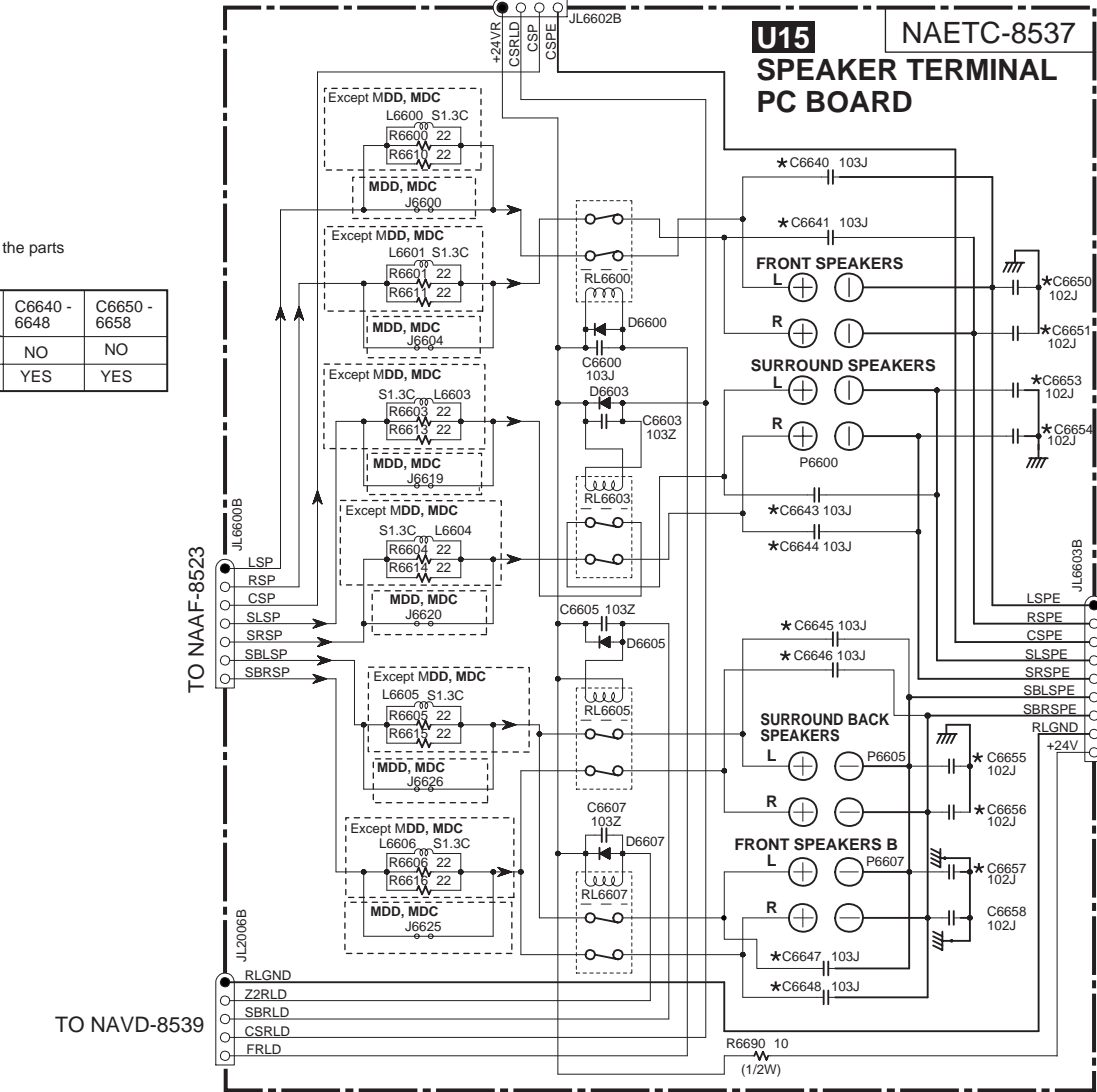
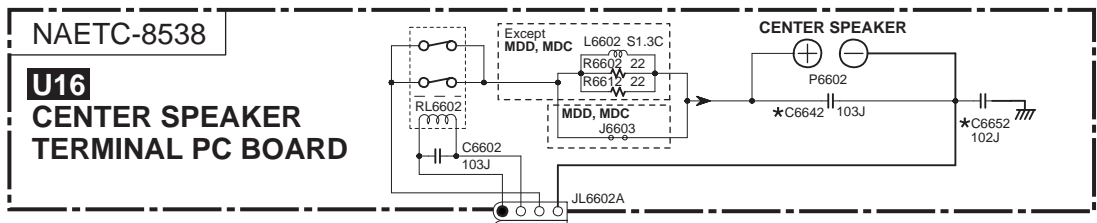
3

4

5

TO NAE1C -8525  
TO NAE1C -8537  
TO NAE1C -8537  
TO NAE1C -8516  
TO NAAF-8523 (1/2)

**SCHEMATIC DIAGRAMS-5**  
**SPEAKER TERMINAL SECTION**



<Note>  
NC=No mount of parts.

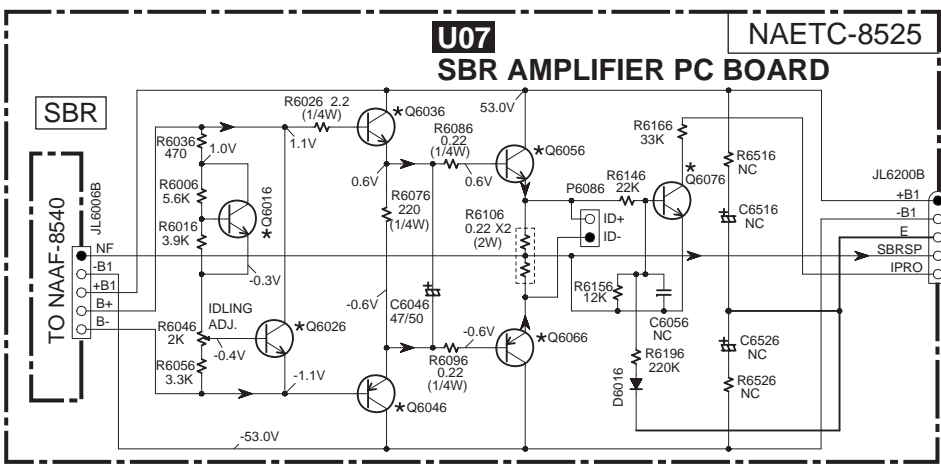
Refer to following table about the parts displayed by mark "\*".

CIRCUIT NO.	C6640 - 6648	C6650 - 6658
DESTINATION		
MDD, MDC	NO	NO
Except MDD, MDC	YES	YES

Refer to following table about the parts displayed by mark "\*".

**Transistors**

CIRCUIT NO.	DESCRIPTION
Q6016	2SC1740S-S
Q6026	2SC1740S-S
Q6036	2SC5171, KTD2061-Y
Q6046	2SA1930, KTB1369-Y
Q6056	KTC5242A-O, R, MN130S-Y, P, O
Q6066	KTA1962A-O,R, MP130S-Y, P, O
Q6076	2SC2240-GR, BL





A

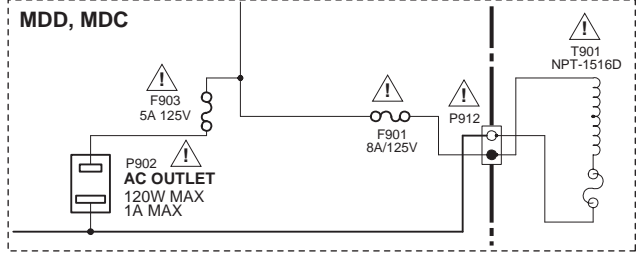
B

C

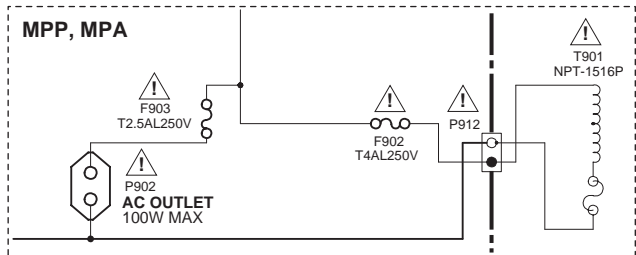
D

**SCHEMATIC DIAGRAMS-6**  
**POWER SUPPLY SECTION**

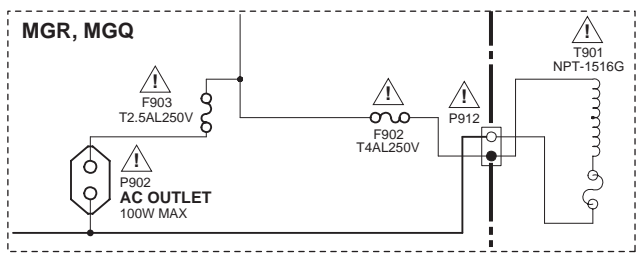
1



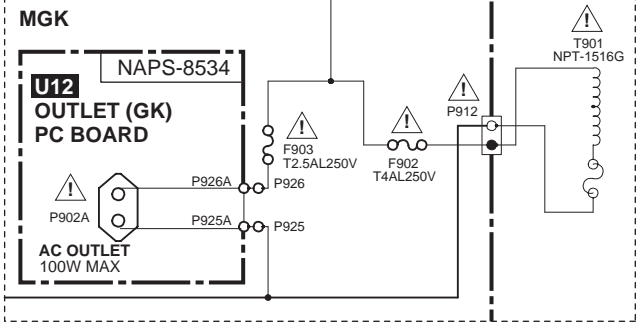
2



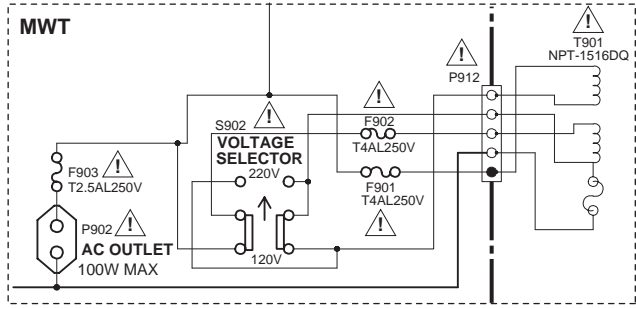
3



4



5





DESTINATION	AC IN
MDD, MDC	120V, 60Hz
MPP, MPA	230-240V, 50Hz
MGR, MGQ, MGK	220-230V, 50Hz/ 60Hz
MWT	120V/ 220-230V, 50/ 60Hz

Refer to following table about the parts displayed by mark "★".

CIRCUIT NO.	T902	C922
DESTINATION		
MDD, MDC	NPT-1520JQ	2200/25
MPP, MPA	NPT-1519GQ	2200/16
MGR, MGQ, MGK	NPT-1519GQ	2200/16
MWT	NPT-1519JQ	2200/35

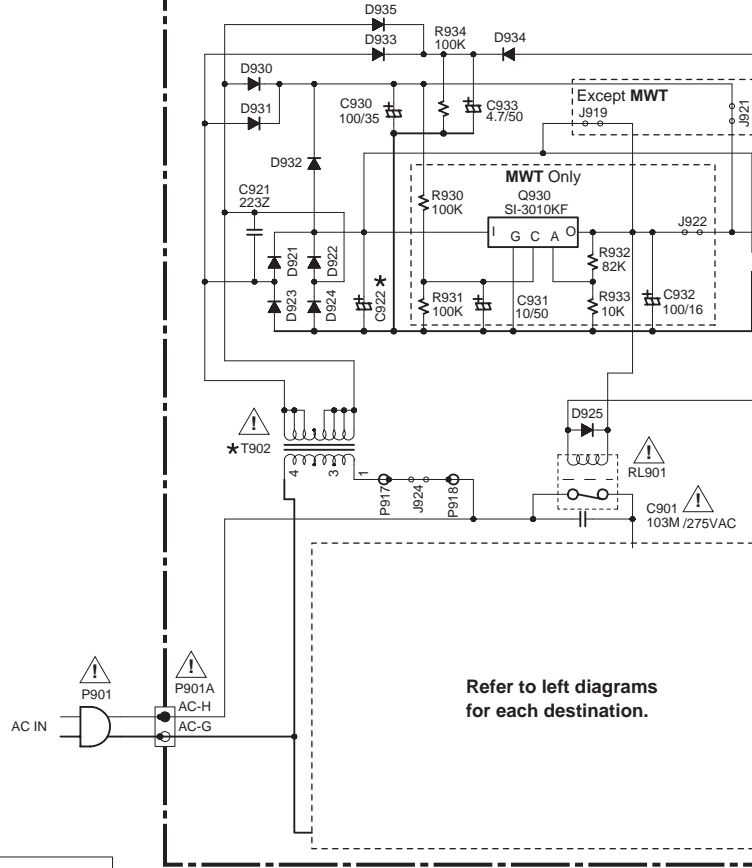
**NOTE**

- THE COMPONENTS IDENTIFIED BY MARK "★" ARE TO BE REPLACED. REPLACE ONLY WITH PART NUMBER SPECIFIED.
- VOLTAGE (MEASURED WITH VOLTMETER) IS IN VAC.
- ALL PNP TRANSISTORS ARE EQUIVALENT TO 2N3055.
- ALL NPN TRANSISTORS ARE EQUIVALENT TO 2N3055.
- ALL DIODES ARE EQUIVALENT TO 1SS133.
- ELECTROLYTIC CAPACITORS (  ) ARE IN μF.
- ALL CAPACITORS ARE IN pF/50WV UNLESS OTHERWISE SPECIFIED.
- EX) 030- 3pF 330- 33pF 331- 330pF 333- 0.01μF
- ALL RESISTORS ARE IN OHMS 1/4WATT UNLESS OTHERWISE SPECIFIED.
- THE THICK LINES ON PC BOARD ARE THROUGH HOLES.
- EX)  PRINTING SIDE
- CIRCUIT IS SUBJECT TO CHANGE FOR IMPROVEMENT.

<Note>

NC=No mount of parts.

**U11**  
**POWER SUPPLY-1 PC BOARD**

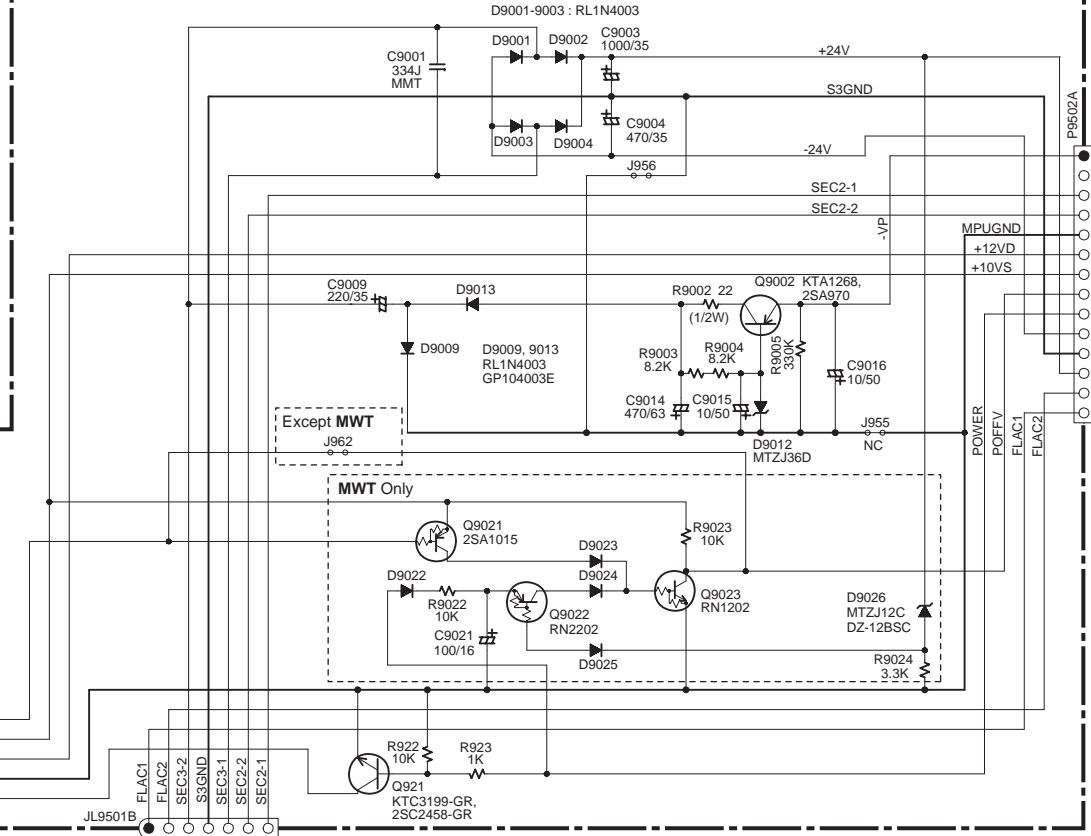


Refer to left diagrams for each destination.

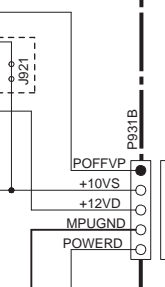
MARK  $\Delta$  ARE CRITICAL FOR SAFETY  
 R SPECIFIED.  
 (ETER)  $\leftarrow$  IS DC VOLTAGE. (NO INPUT SIGNAL).  
 VALENT TO 2SA1015-GR UNLESS OTHERWISE NOTED.  
 VALENT TO 2SC1815-GR UNLESS OTHERWISE NOTED.  
 SS133 UNLESS OTHERWISE NOTED.  
 ) ARE IN  $\mu$ F/MV.  
 UNLESS OTHERWISE NOTED.  
 3- 0.033 $\mu$ F  
 ATTS UNLESS OTHERWISE NOTED.  
 E THE PRINTING SIDE OF THE PARTS.  
 OR IMPROVEMENT.

NAPS-8535

**U13**  
POWER SUPPLY-2 PC BOARD



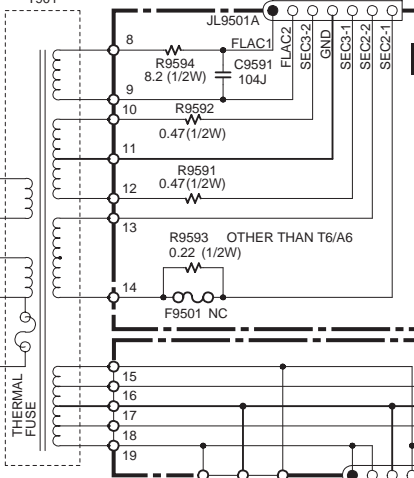
NAPS-8533



T901

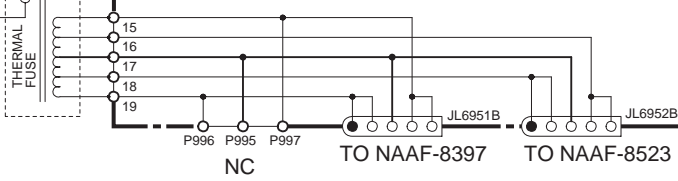
NAPS-8536

**U14**  
SEC. TERMINAL-1  
PC BOARD



**U06** NAPS-8524

SEC. TERMINAL-2  
PC BOARD

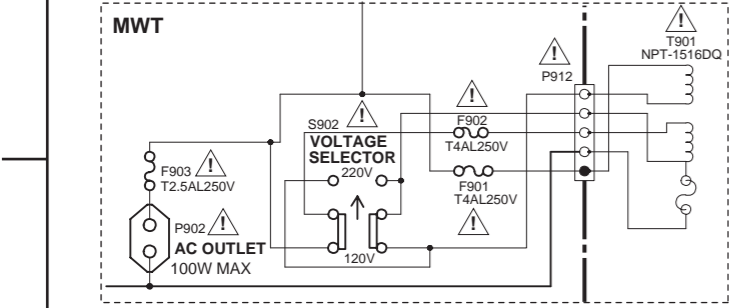
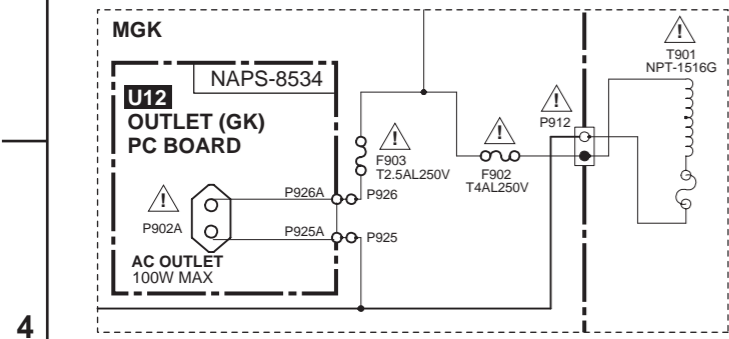
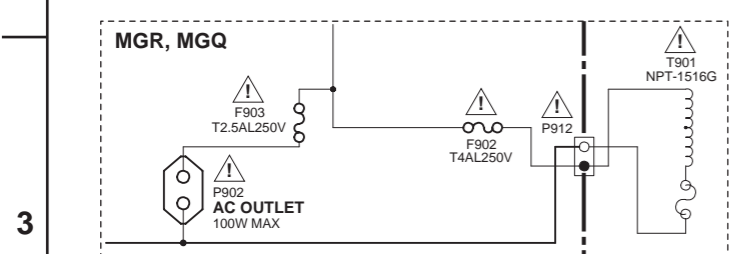
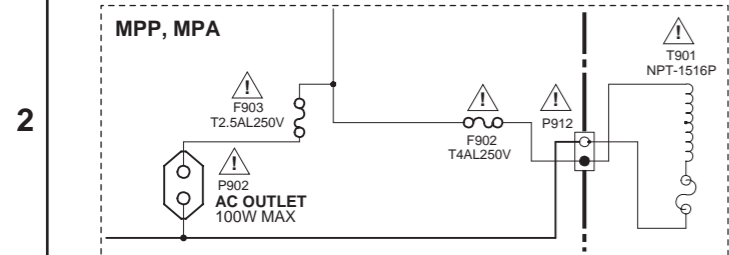
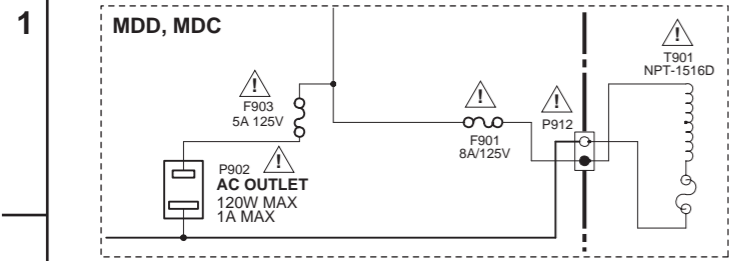


TO NAAF-8523

TO NAAF-8397

TO NAAF-8523

**SCHEMATIC DIAGRAMS-6**  
**POWER SUPPLY SECTION**



DESTINATION	AC IN
MDD, MDC	120V, 60Hz
MPP, MPA	230-240V, 50Hz
MGR, MGQ, MGK	220-230V, 50Hz/ 60Hz
MWT	120V/ 220-230V, 50/ 60Hz

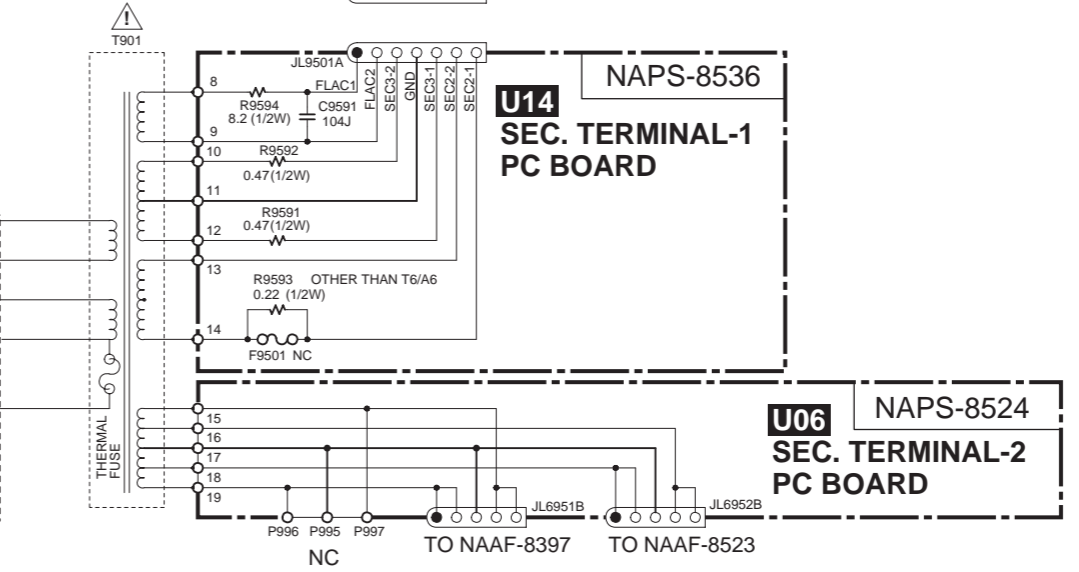
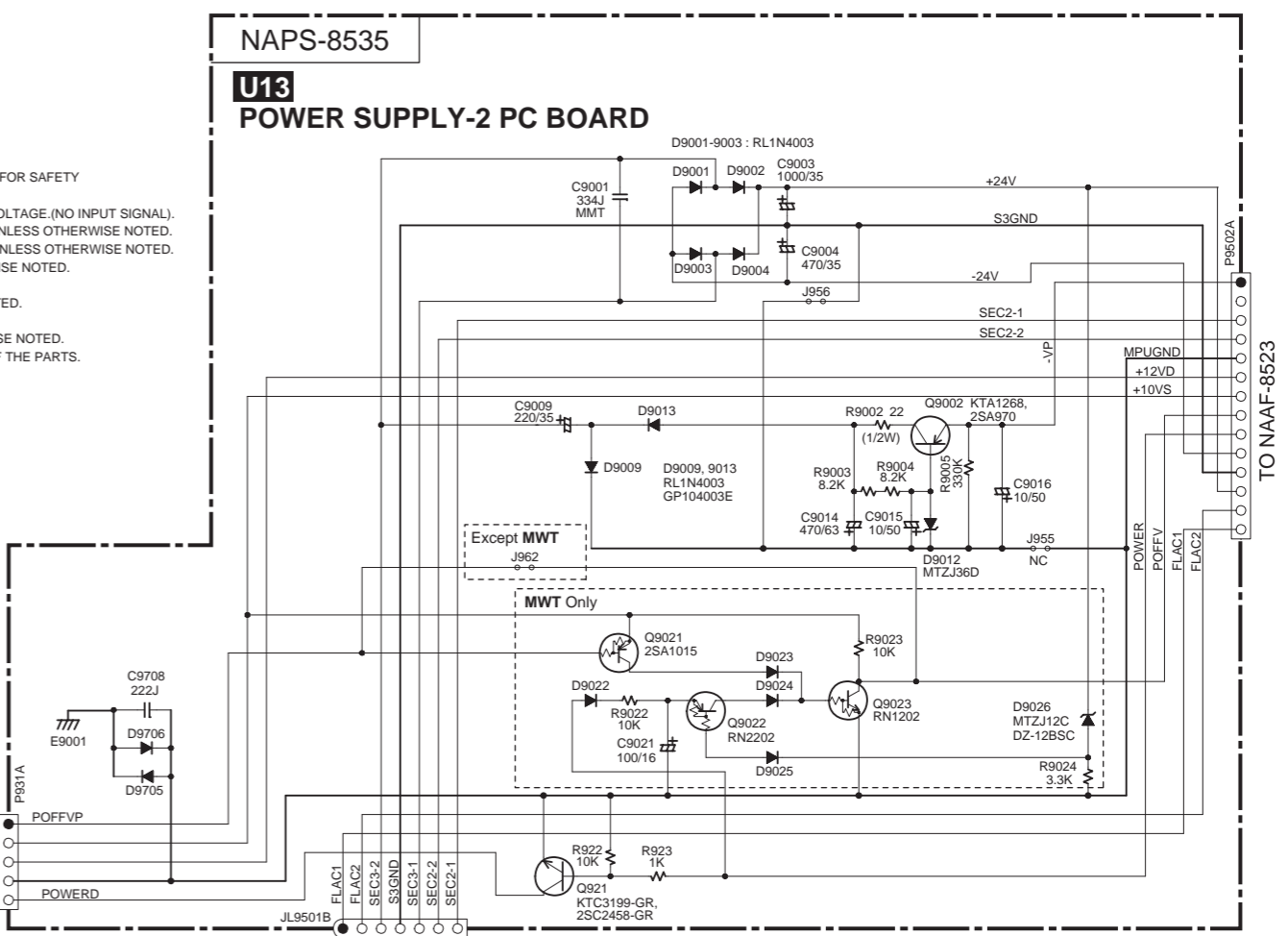
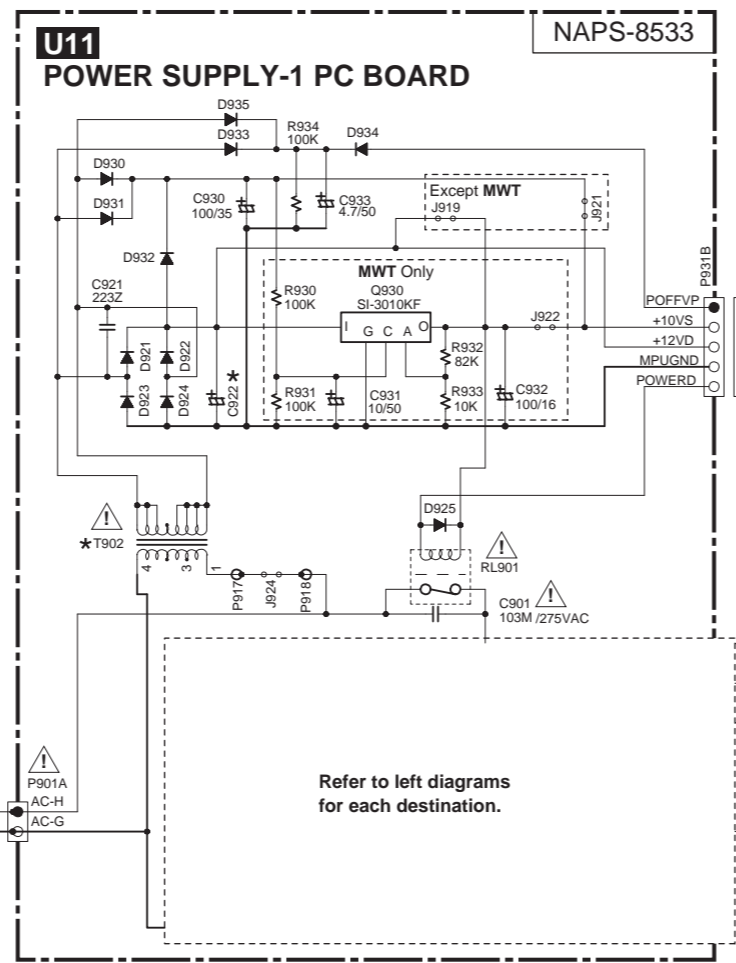
Refer to following table about the parts displayed by mark "★".

CIRCUIT NO.	T902	C922
DESTINATION	T902	C922
MDD, MDC	NPT-1520JQ	2200/25
MPP, MPA	NPT-1519GQ	2200/16
MGR, MGQ, MGK	NPT-1519GQ	2200/16
MWT	NPT-1519JQ	2200/35

**NOTE**

- THE COMPONENTS IDENTIFIED BY MARK  $\Delta$  ARE CRITICAL FOR SAFETY REPLACE ONLY WITH PART NUMBER SPECIFIED.
- VOLTAGE (MEASURED WITH VOLTMETER)  $\leftarrow$  IS DC VOLTAGE. (NO INPUT SIGNAL).
- ALL PNP TRANSISTORS ARE EQUIVALENT TO 2SA1015-GR UNLESS OTHERWISE NOTED.
- ALL NPN TRANSISTORS ARE EQUIVALENT TO 2SC1815-GR UNLESS OTHERWISE NOTED.
- ALL DIODES ARE EQUIVALENT TO 1S133 UNLESS OTHERWISE NOTED.
- ELECTROLYTIC CAPACITORS (  $\text{---}$  ) ARE IN  $\mu$ F/WV.
- ALL CAPACITORS ARE IN pF/50WV UNLESS OTHERWISE NOTED.
- EX) 030- 3pF 330- 33pF 331- 330pF 333- 0.033 $\mu$ F
- ALL RESISTORS ARE IN OHMS 1/4WATTS UNLESS OTHERWISE NOTED.
- THE THICK LINES ON PC BOARD ARE THE PRINTING SIDE OF THE PARTS.
- EX)  $\square$  PRINTING SIDE
- CIRCUIT IS SUBJECT TO CHANGE FOR IMPROVEMENT.

<Note>  
NC=No mount of parts.



Refer to left diagrams for each destination.

TO NAAF-8523

A B C D  
**SCHEMATIC DIAGRAMS-7**  
**DISPLAY SECTION**

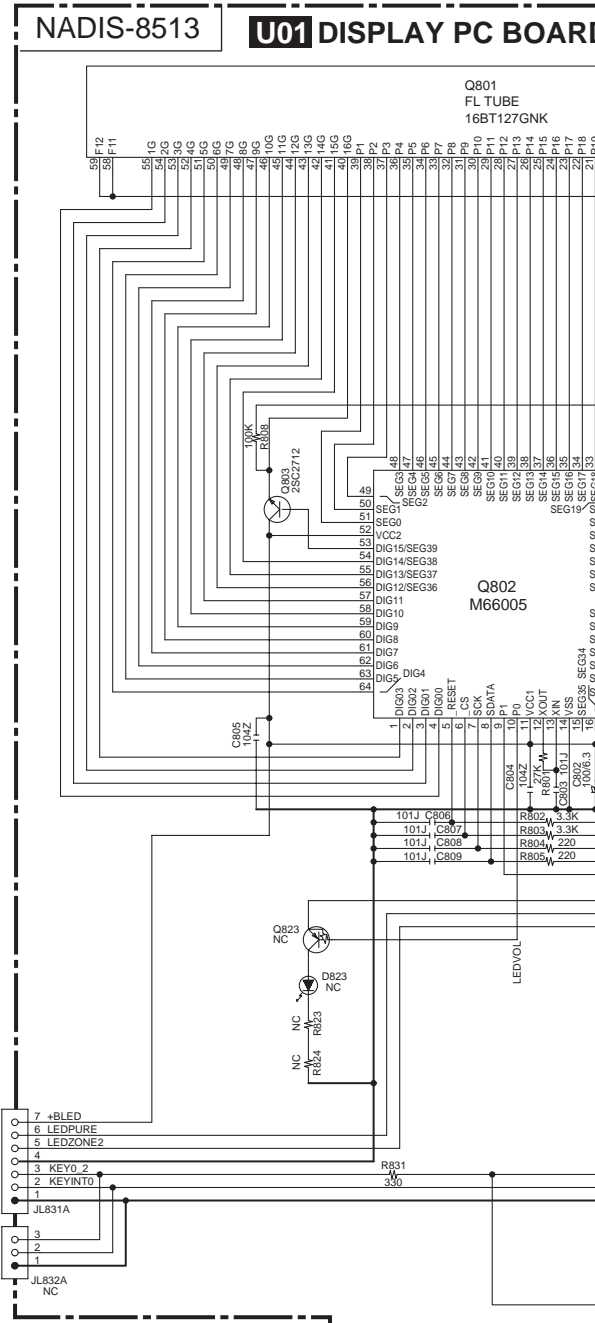
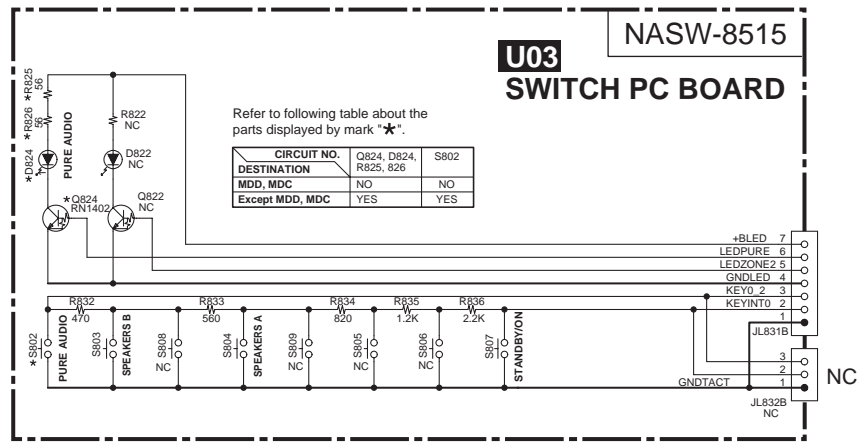
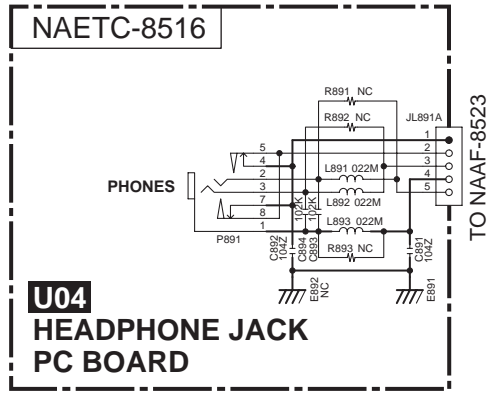
1

2

3

4

5

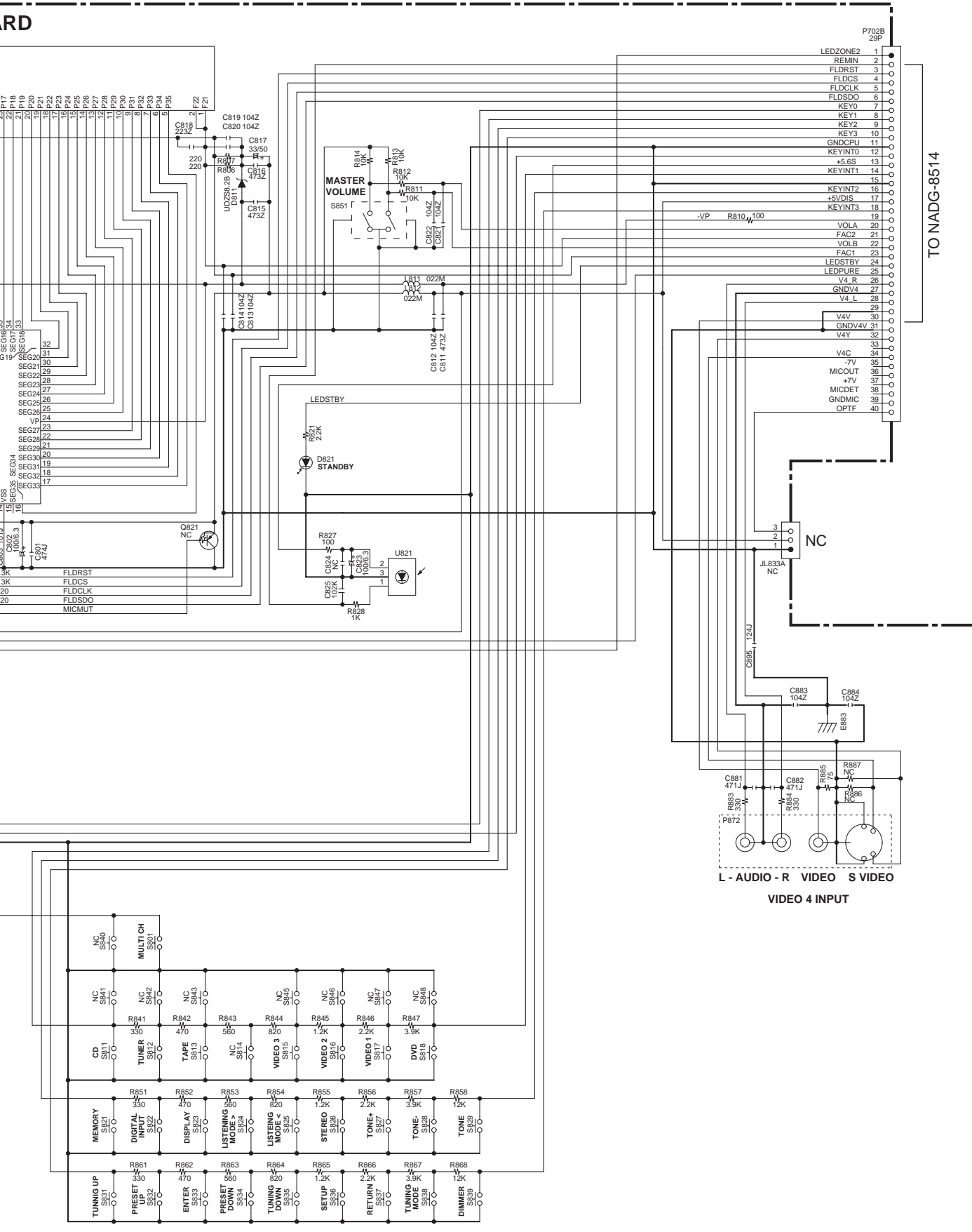


**NOTE**

- THE COMPONENTS IDENTIFIED BY MARK ARE CRITICAL FOR SAFETY REPLACE ONLY WITH PART NUMBER SPECIFIED.
- VOLTAGE (MEASURED WITH VOLTMETER) IS DC VOLTAGE.(NO INPUT SIGNAL).
- ALL PNP TRANSISTORS ARE EQUIVALENT TO 2SA1015-GR UNLESS OTHERWISE NOTED.
- ALL NPN TRANSISTORS ARE EQUIVALENT TO 2SC1815-GR UNLESS OTHERWISE NOTED.
- ALL DIODES ARE EQUIVALENT TO 1SS133 UNLESS OTHERWISE NOTED.
- ELECTROLYTIC CAPACITORS ( ) ARE IN uF/VV.
- ALL CAPACITORS ARE IN pF/50WV UNLESS OTHERWISE NOTED.
- EX) 030- 3pF 330- 33pF 331- 330pF 333- 0.033uF
- ALL RESISTORS ARE IN OHMS 1/4WATTS UNLESS OTHERWISE NOTED.
- THE THICK LINES ON PC BOARD ARE THE PRINTING SIDE OF THE PARTS.
- EX) PRINTING SIDE
- CIRCUIT IS SUBJECT TO CHANGE FOR IMPROVEMENT.

<Note>  
 NC=No mount of parts.

RD



TO NADG-8514

L - AUDIO - R VIDEO S VIDEO  
VIDEO 4 INPUT

**SCHEMATIC DIAGRAMS-7  
DISPLAY SECTION**

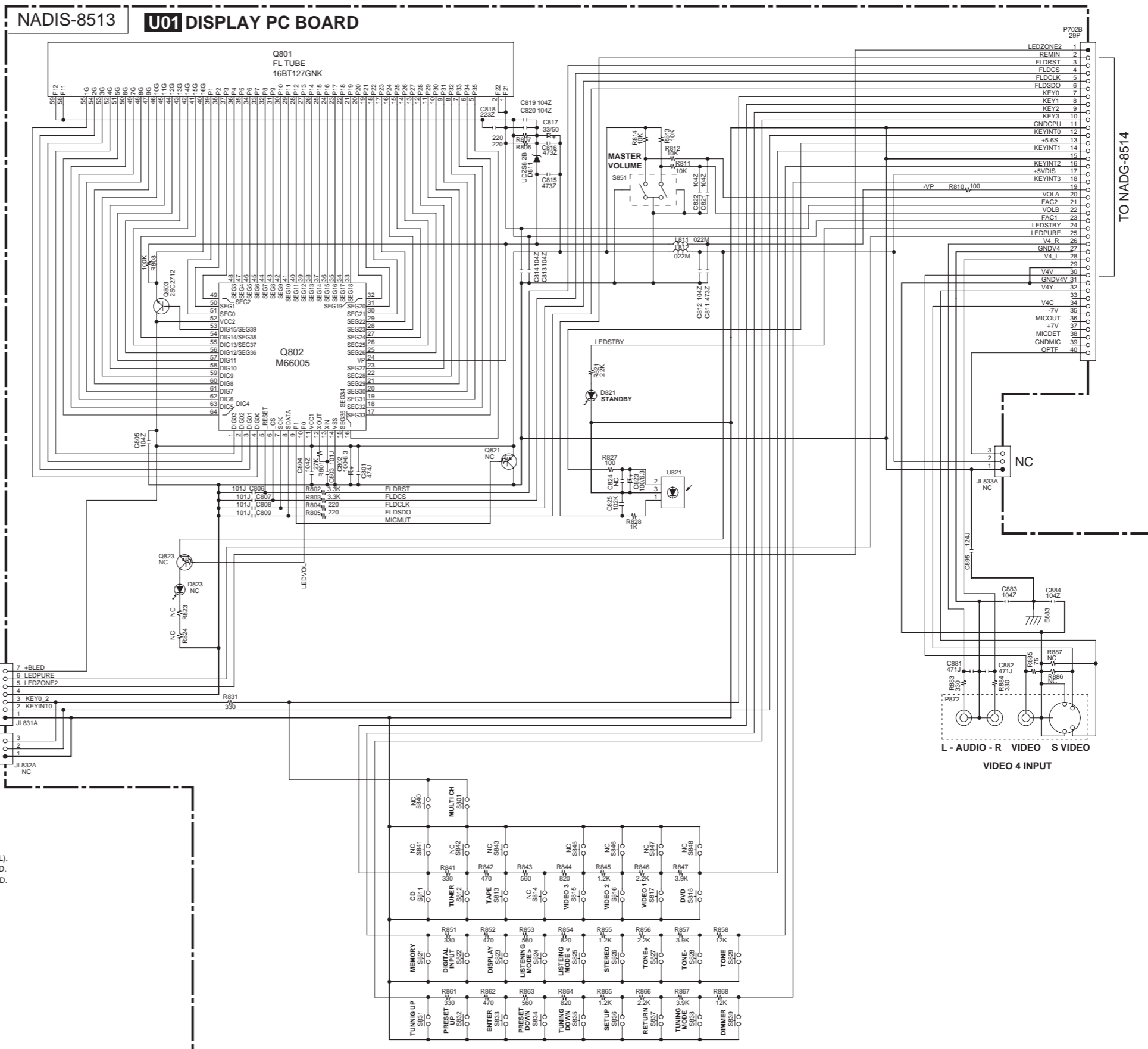
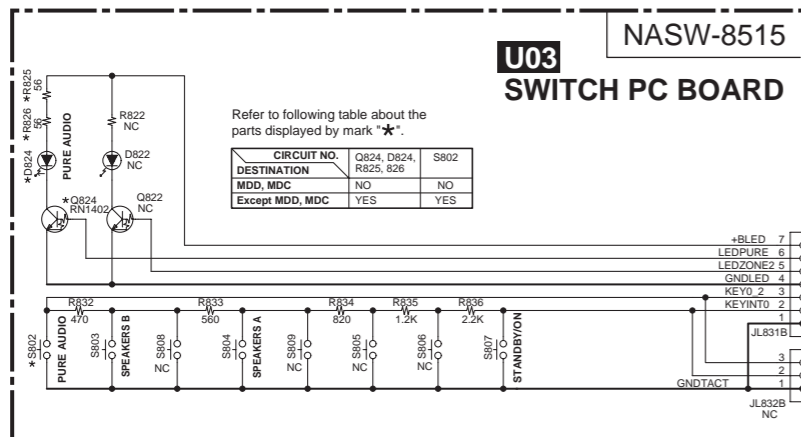
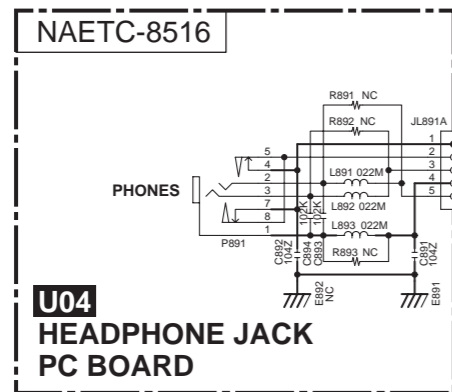
1

2

3

4

5



**NOTE**

- THE COMPONENTS IDENTIFIED BY MARK  $\Delta$  ARE CRITICAL FOR SAFETY. REPLACE ONLY WITH PART NUMBER SPECIFIED.
- VOLTAGE (MEASURED WITH VOLTMETER)  $\leftarrow$  IS DC VOLTAGE (NO INPUT SIGNAL).
- ALL PNP TRANSISTORS ARE EQUIVALENT TO 2SA1015-GR UNLESS OTHERWISE NOTED.
- ALL NPN TRANSISTORS ARE EQUIVALENT TO 2SC1815-GR UNLESS OTHERWISE NOTED.
- ALL DIODES ARE EQUIVALENT TO 1SS133 UNLESS OTHERWISE NOTED.
- ELECTROLYTIC CAPACITORS (  $\text{---}$  ) ARE IN  $\mu$ F/WV.
- ALL CAPACITORS ARE IN pF/50WV UNLESS OTHERWISE NOTED.
- EX) 030-3pF 330-33pF 331-330pF 333-0.033 $\mu$ F
- ALL RESISTORS ARE IN OHMS 1/4WATTS UNLESS OTHERWISE NOTED.
- THE THICK LINES ON PC BOARD ARE THE PRINTING SIDE OF THE PARTS.
- EX)  $\square$  PRINTING SIDE
- CIRCUIT IS SUBJECT TO CHANGE FOR IMPROVEMENT.

<Note>  
NC=No mount of parts.

A

B

C

D

SCHEMATIC DIAGRAMS-8

VIDEO SECTION

1

2

3

4

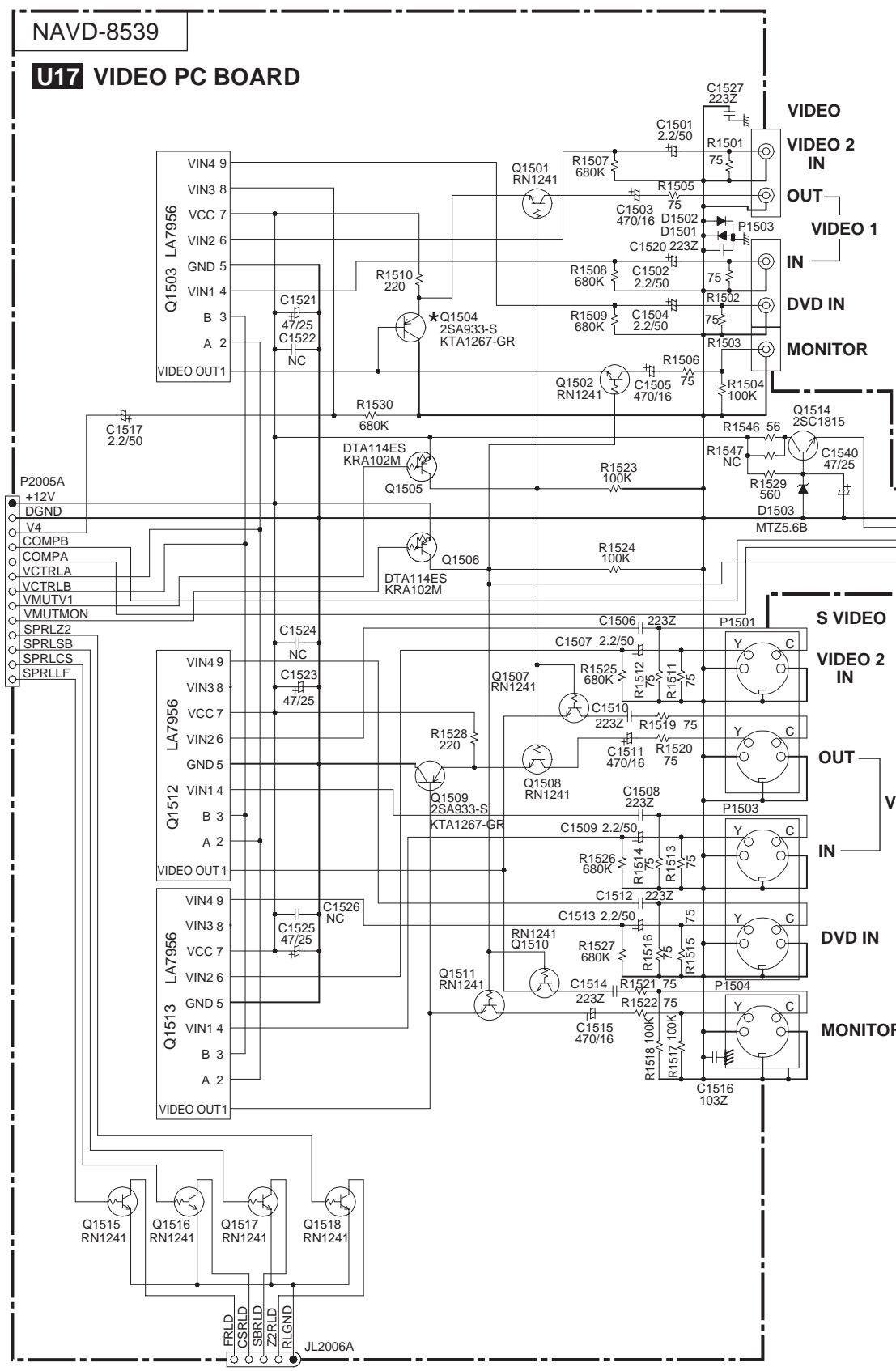
5

NAVD-8539

U17 VIDEO PC BOARD

TO NADG-8514

TO NAETC-8537

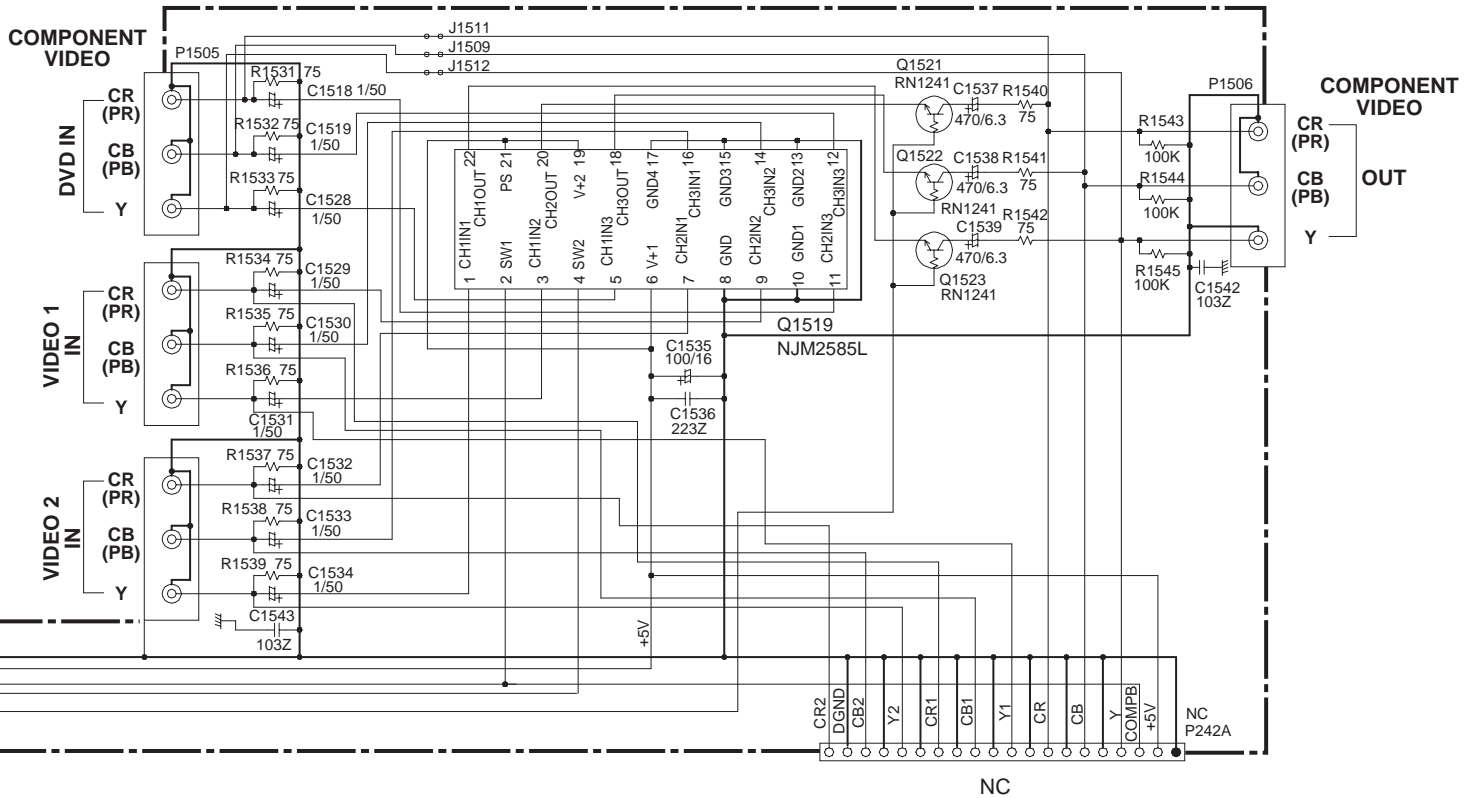


E

F

G

H



NOTE

- THE COMPONENTS IDENTIFIED BY MARK ARE CRITICAL FOR SAFETY. REPLACE ONLY WITH PART NUMBER SPECIFIED.
- VOLTAGE (MEASURED WITH VOLTMETER) IS DC VOLTAGE.(NO INPUT SIGNAL).
- ALL PNP TRANSISTORS ARE EQUIVALENT TO 2SA1015-GR UNLESS OTHERWISE NOTED.
- ALL NPN TRANSISTORS ARE EQUIVALENT TO 2SC1815-GR UNLESS OTHERWISE NOTED.
- ALL DIODES ARE EQUIVALENT TO 1SS133 UNLESS OTHERWISE NOTED.
- ELECTROLYTIC CAPACITORS ( ) ARE IN uF/WV.
- ALL CAPACITORS ARE IN pF/50WV UNLESS OTHERWISE NOTED.  
EX) 030- 3pF 330- 33pF 331- 330pF 333- 0.033uF
- ALL RESISTORS ARE IN OHMS 1/4WATTS UNLESS OTHERWISE NOTED.
- THE THICK LINES ON PC BOARD ARE THE PRINTING SIDE OF THE PARTS.  
EX) PRINTING SIDE
- CIRCUIT IS SUBJECT TO CHANGE FOR IMPROVEMENT.

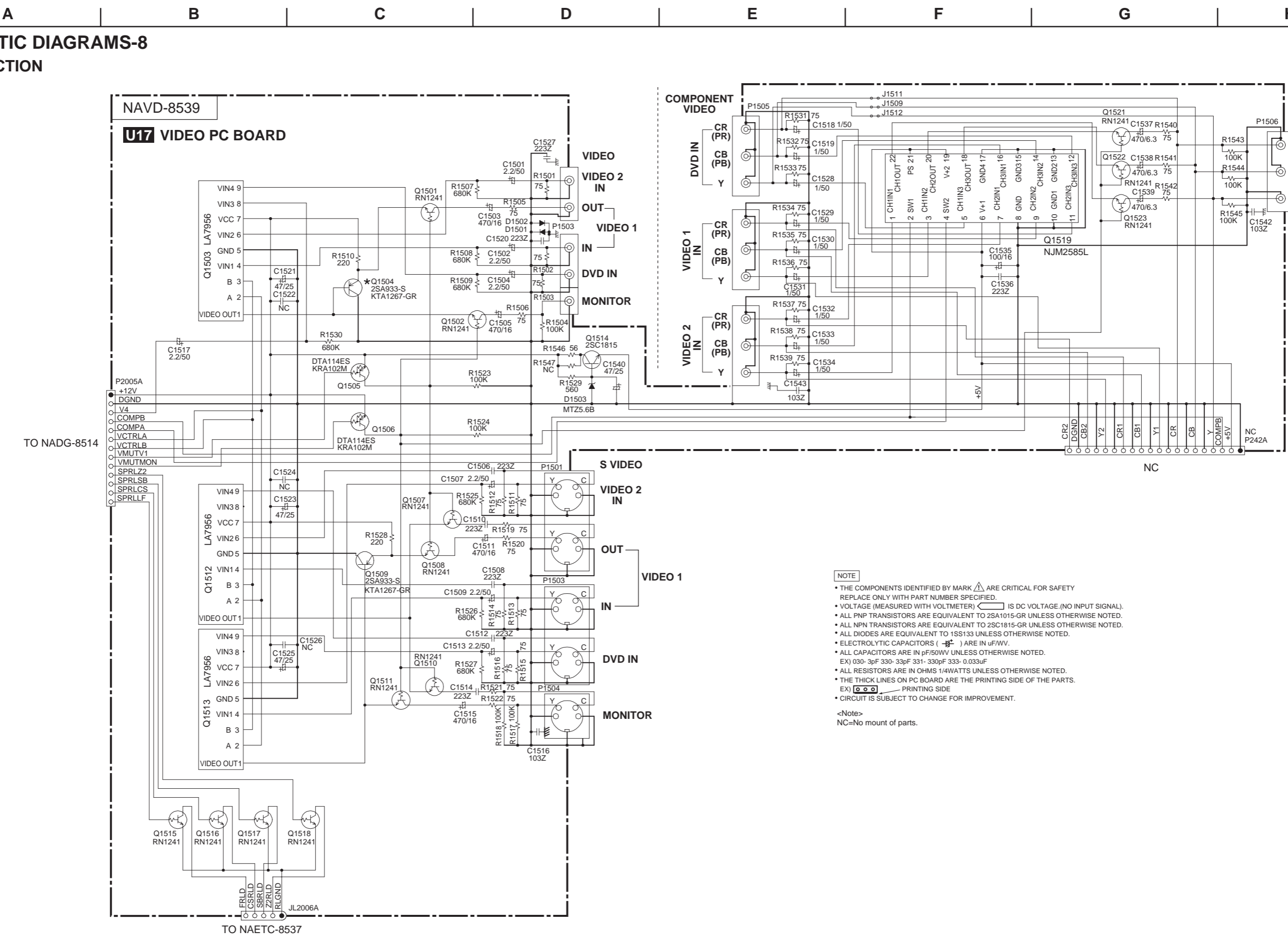
<Note>

NC=No mount of parts.



**SCHEMATIC DIAGRAMS-8**  
**VIDEO SECTION**

1  
2  
3  
4  
5



TO NADG-8514

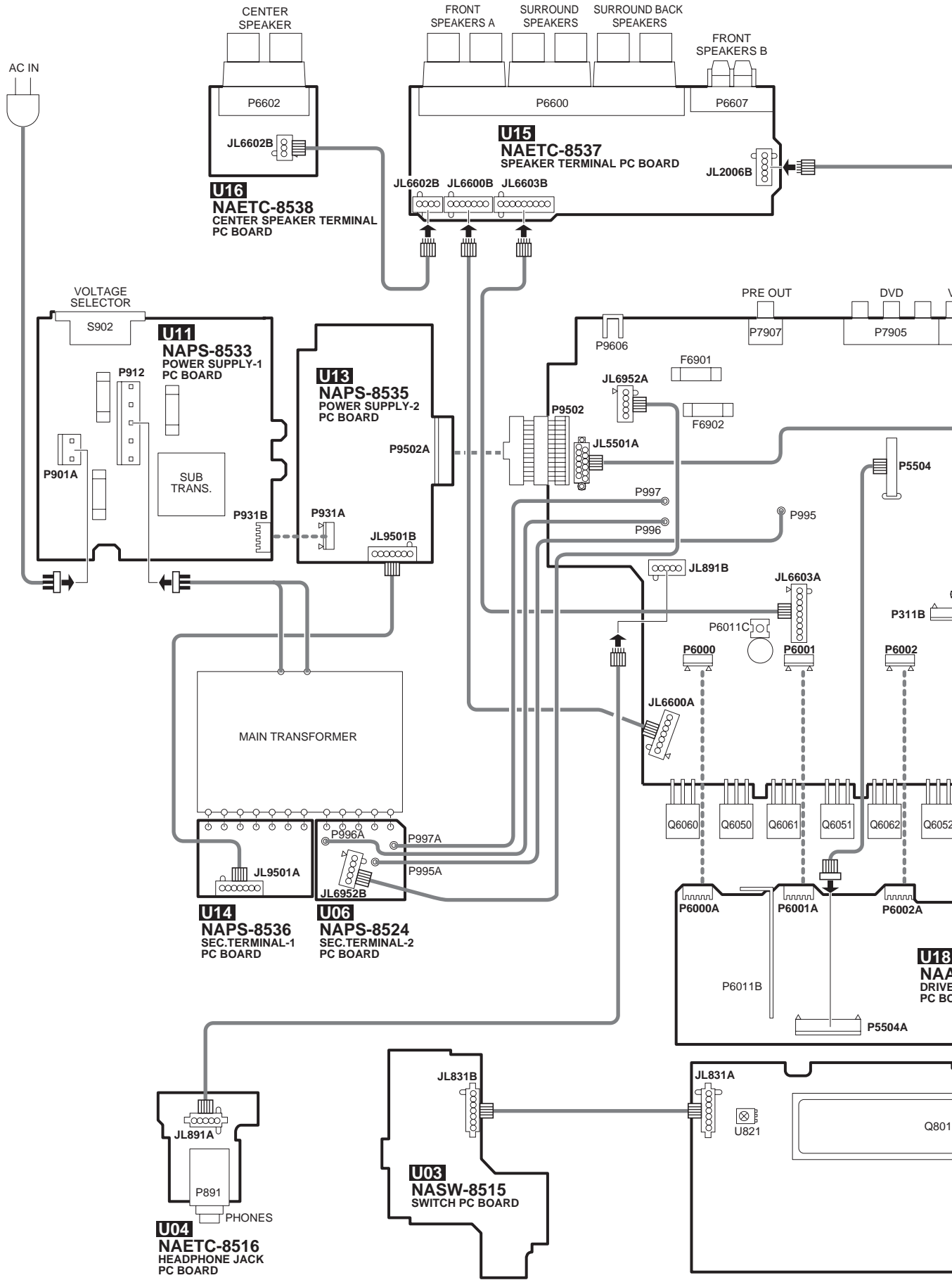
TO NAETC-8537

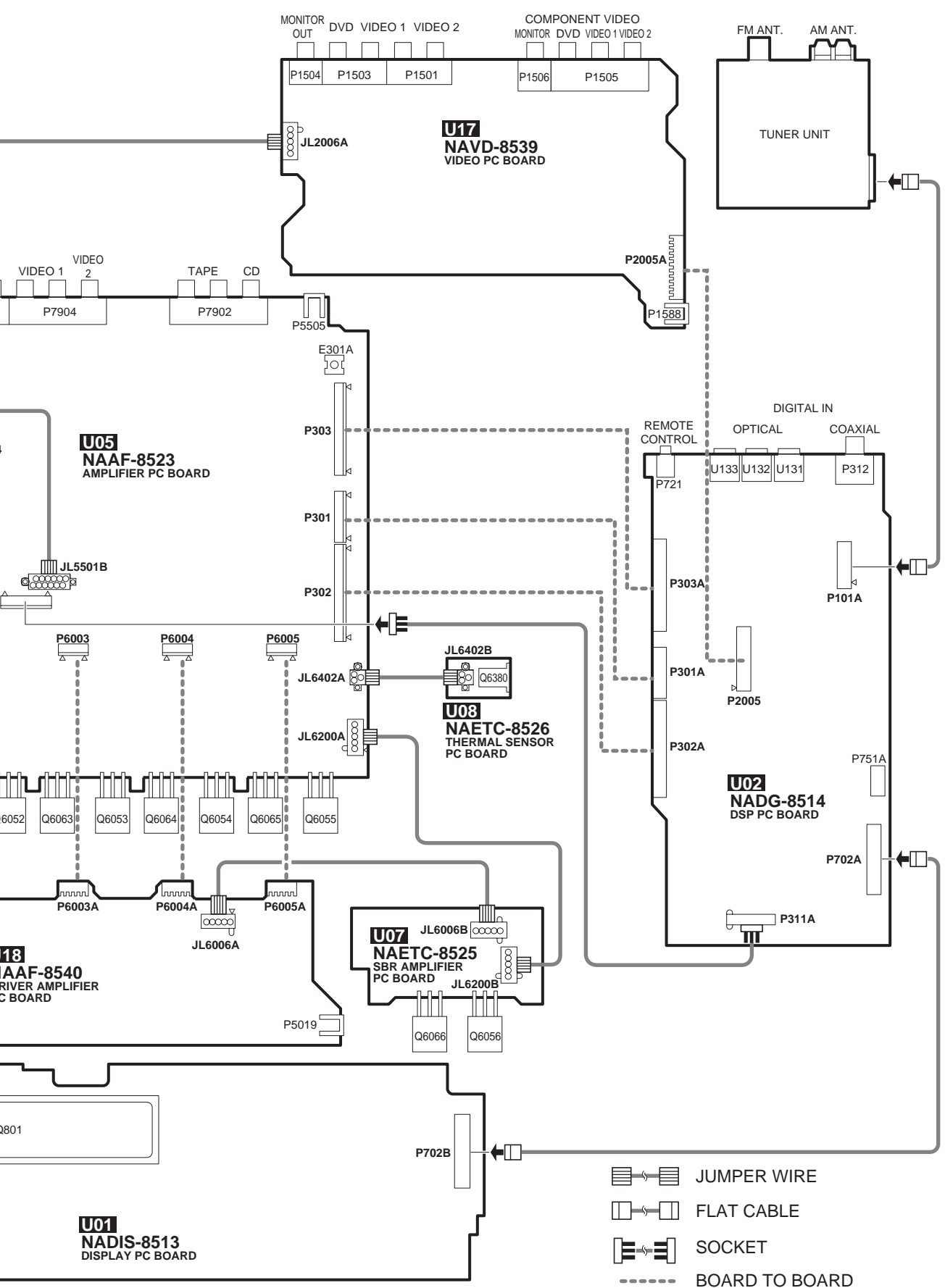
**NOTE**





- THE COMPONENTS IDENTIFIED BY MARK  $\Delta$  ARE CRITICAL FOR SAFETY. REPLACE ONLY WITH PART NUMBER SPECIFIED.
- VOLTAGE (MEASURED WITH VOLTMETER)  $\leftarrow$  IS DC VOLTAGE.(NO INPUT SIGNAL).
- ALL PNP TRANSISTORS ARE EQUIVALENT TO 2SA1015-GR UNLESS OTHERWISE NOTED.
- ALL NPN TRANSISTORS ARE EQUIVALENT TO 2SC1815-GR UNLESS OTHERWISE NOTED.
- ALL DIODES ARE EQUIVALENT TO 1SS133 UNLESS OTHERWISE NOTED.
- ELECTROLYTIC CAPACITORS (  $\text{---}$  ) ARE IN  $\mu\text{F}/\text{V.V.}$
- ALL CAPACITORS ARE IN pF/50V UNLESS OTHERWISE NOTED.  
EX) 030- 3pF 330- 33pF 331- 330pF 333- 0.033 $\mu\text{F}$
- ALL RESISTORS ARE IN OHMS 1/4WATTS UNLESS OTHERWISE NOTED.
- THE THICK LINES ON PC BOARD ARE THE PRINTING SIDE OF THE PARTS.  
EX)  $\square$  PRINTING SIDE
- CIRCUIT IS SUBJECT TO CHANGE FOR IMPROVEMENT.

<Note>  
NC=No mount of parts.

# PC BOARD CONNECTION DIAGRAM





-  JUMPER WIRE
-  FLAT CABLE
-  SOCKET
-  BOARD TO BOARD

A

B

C

D

# PRINTED CIRCUIT BOARD VIEWS-1

1

## U01 DISPLAY PC BOARD (NADIS-8513)

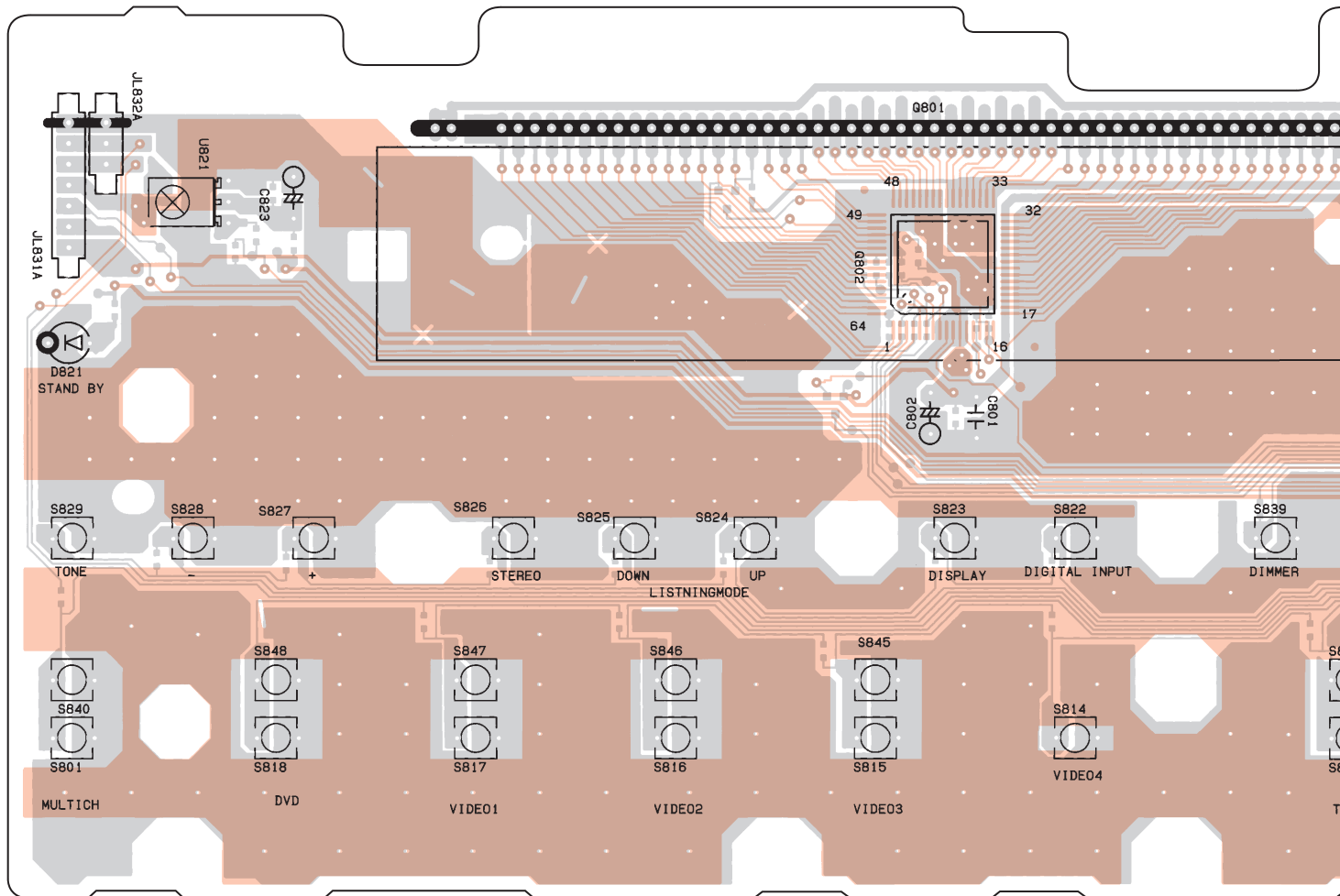
Side A

2

3

4

5

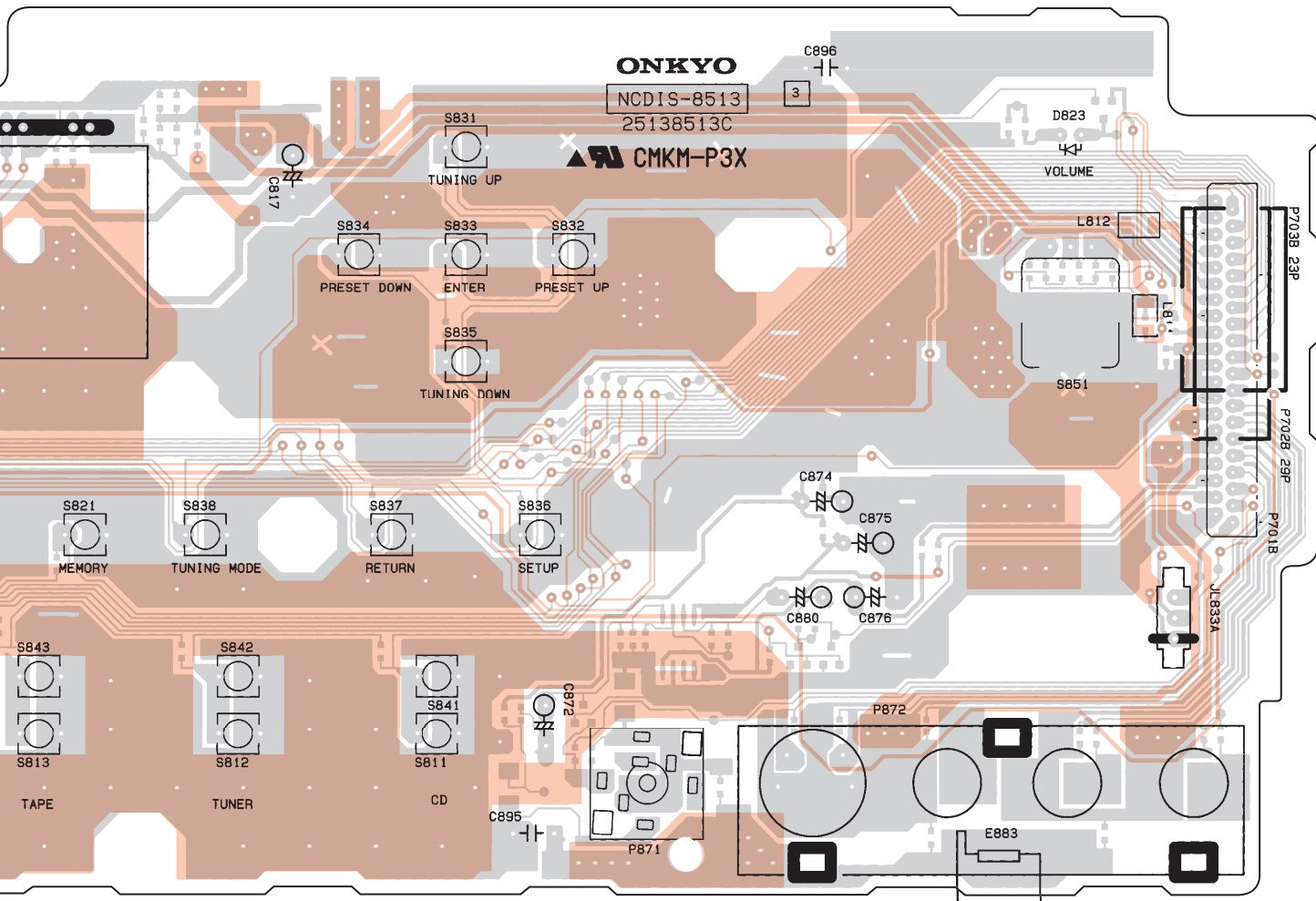


E

F

G

H

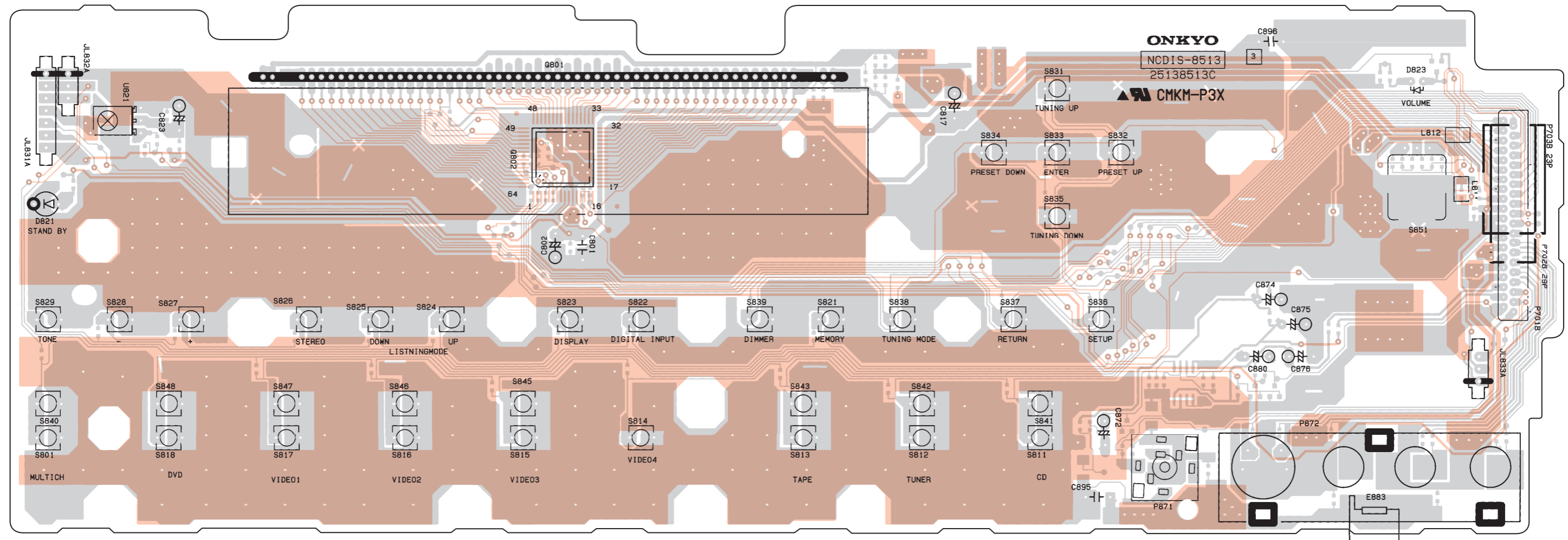


A B C D E F G H

# PRINTED CIRCUIT BOARD VIEWS-1

1  
2  
3  
4  
5

**U01** DISPLAY PC BOARD  
(NADIS-8513)  
Side A



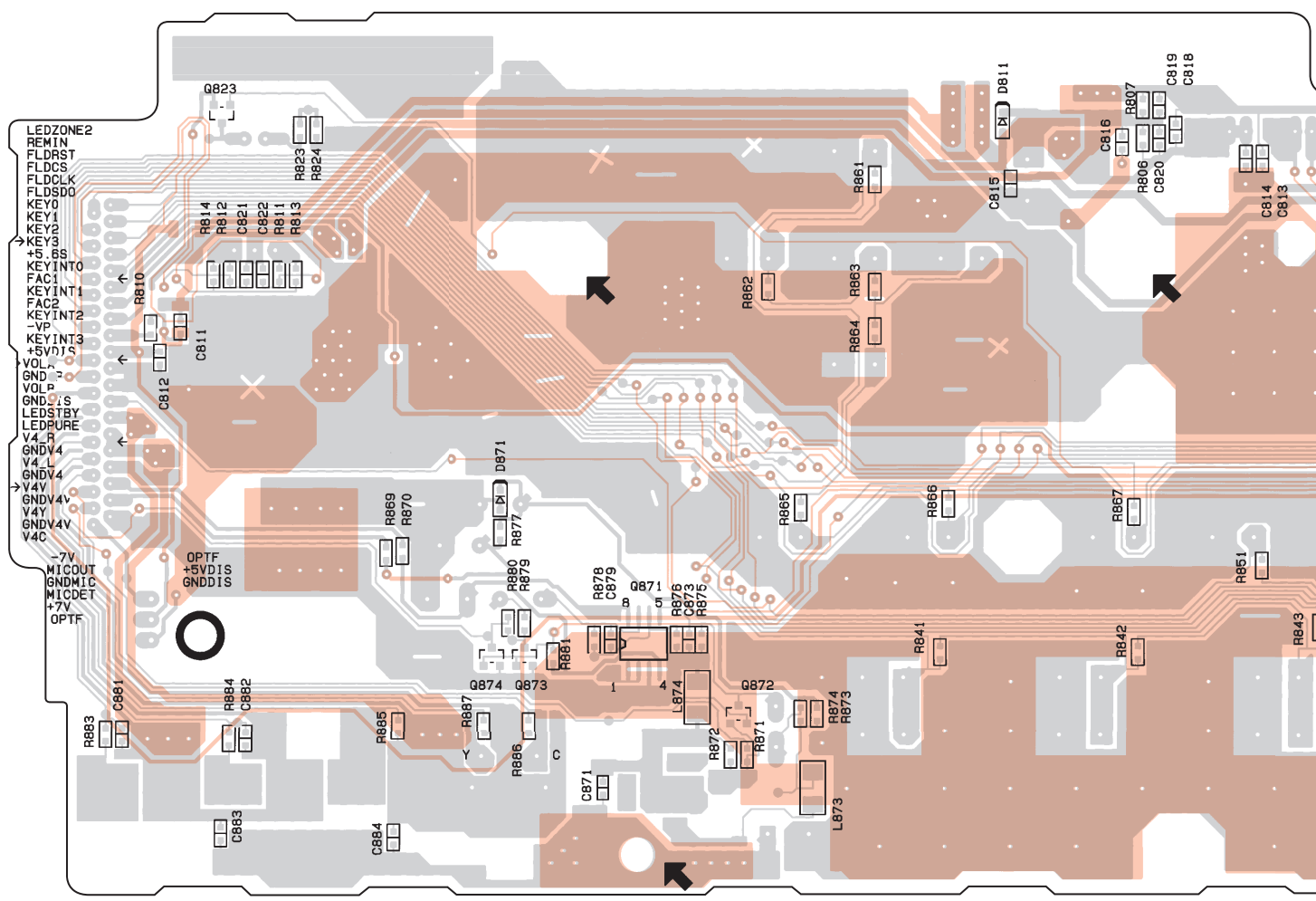
A B C D

PRINTED CIRCUIT BOARD VIEWS-2

1  
2  
3  
4  
5

**U01** DISPLAY PC BOARD  
(NADIS-8513)

Side B

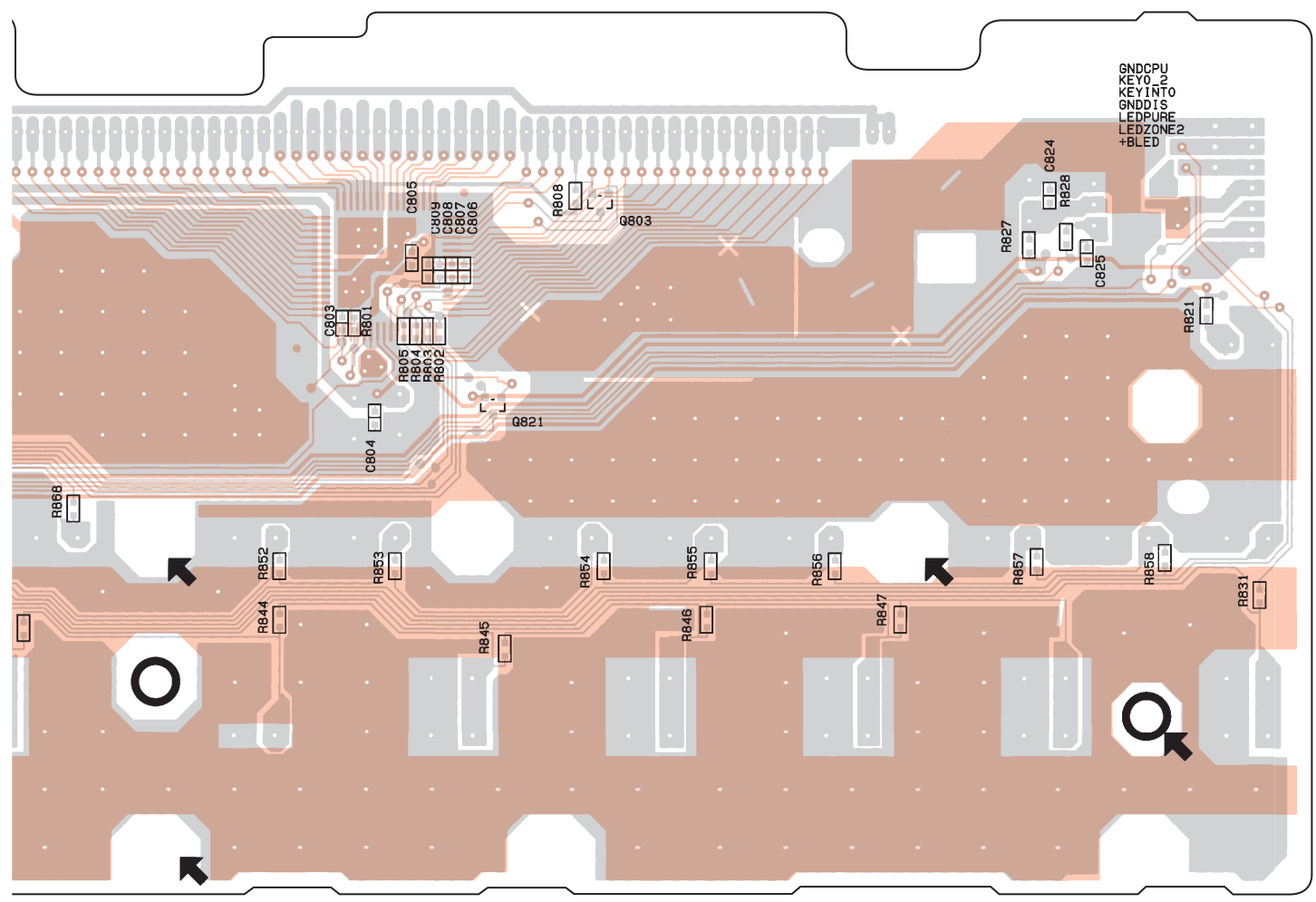


E

F

G

H





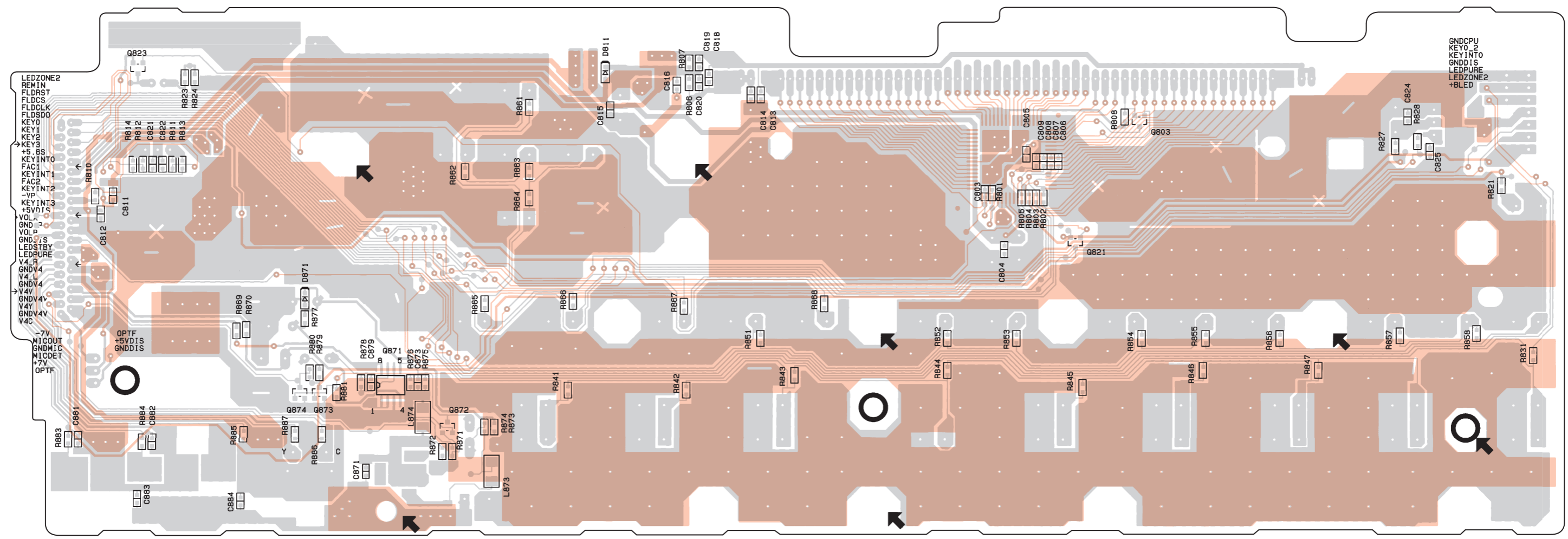
A B C D E F G H

PRINTED CIRCUIT BOARD VIEWS-2

**U01** DISPLAY PC BOARD  
(NADIS-8513)

Side B

1  
2  
3  
4  
5



LEDZONE2  
REM IN  
FLDRST  
FLDCS  
FLDCLK  
FLDSDO  
KEY0  
KEY1  
KEY2  
KEY3  
+5.6S  
KEYINT0  
FAC1  
KEYINT1  
FAC2  
KEYINT2  
-VP  
KEYINT3  
+5VDT3  
VOL  
GND  
VOLP  
GND  
S  
LEDSTBY  
LEDPURE  
V4R  
GNDV4  
V4L  
GNDV4  
V4Y  
GNDV4V  
V4C  
-7V  
MICOUT  
GNDMIC  
MICDET  
+7V  
OPTF

GNDCPU  
KEY0  
KEYINT0  
GNDDIS  
LEDPURE  
LEDZONE2  
+BLED

A

B

C

D

PRINTED CIRCUIT BOARD VIEWS-3

**U02** DSP PC BOARD  
(NADG-8514)

Side A

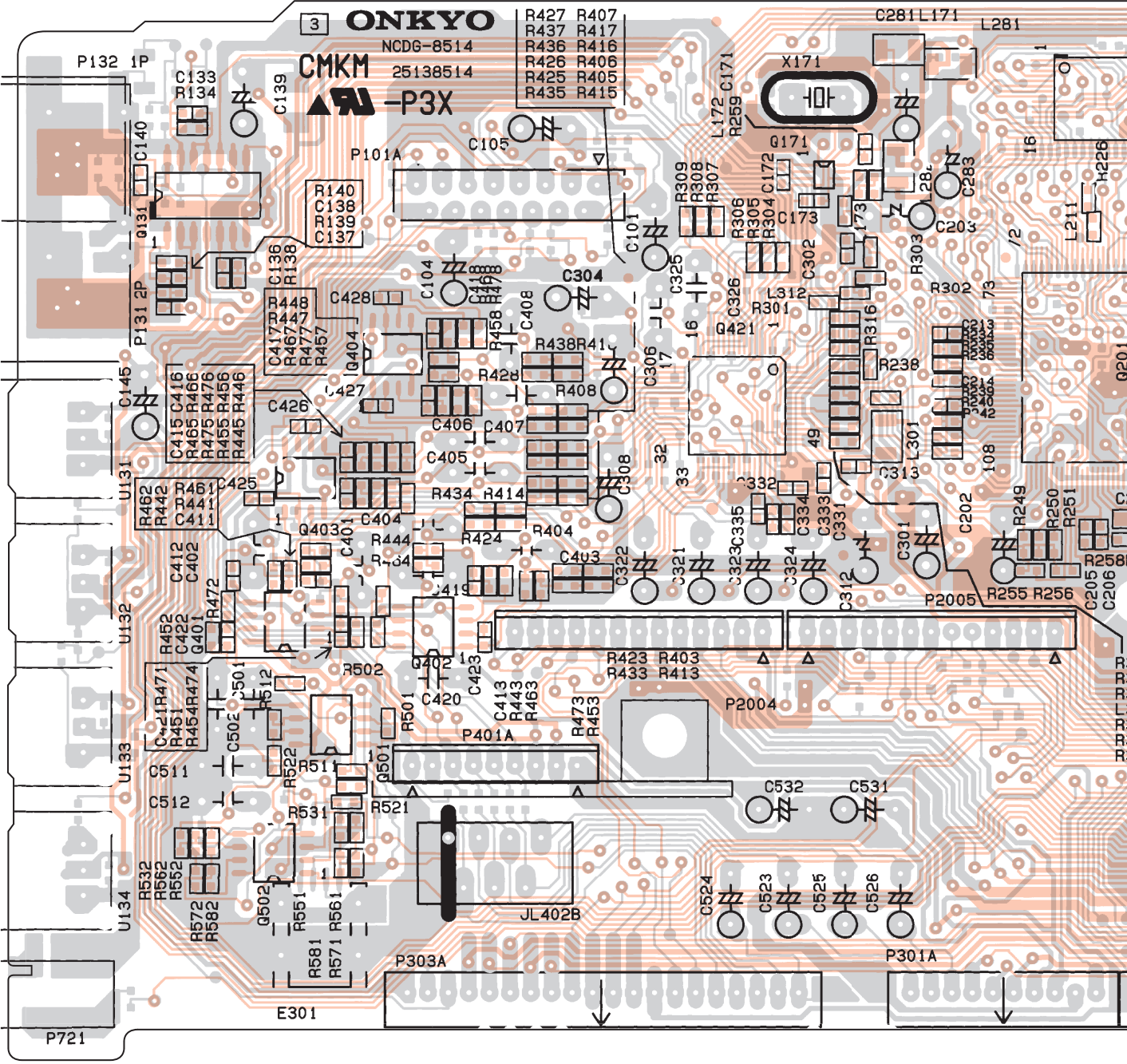
1

2

3

4

5

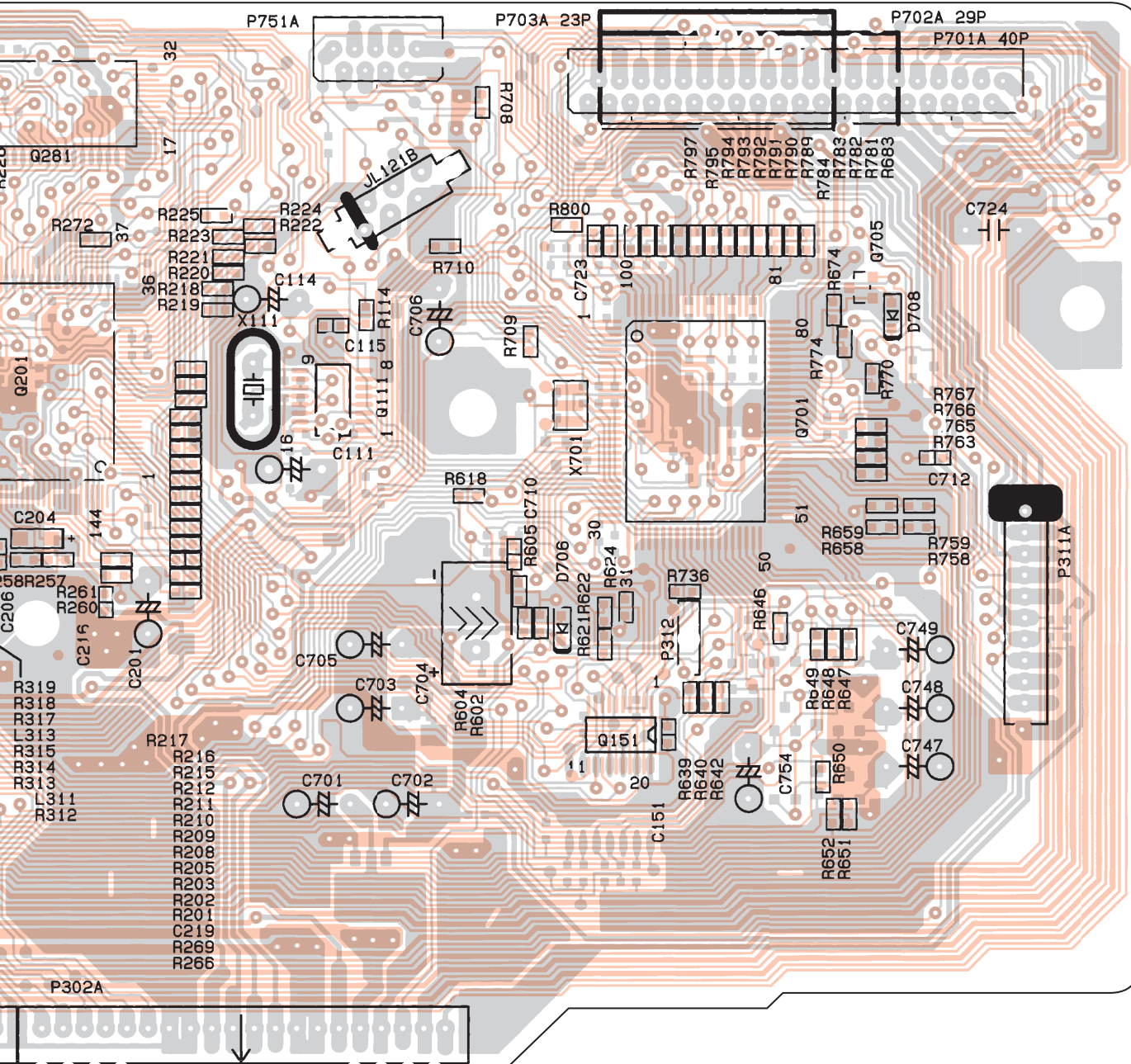


E

F

G

H

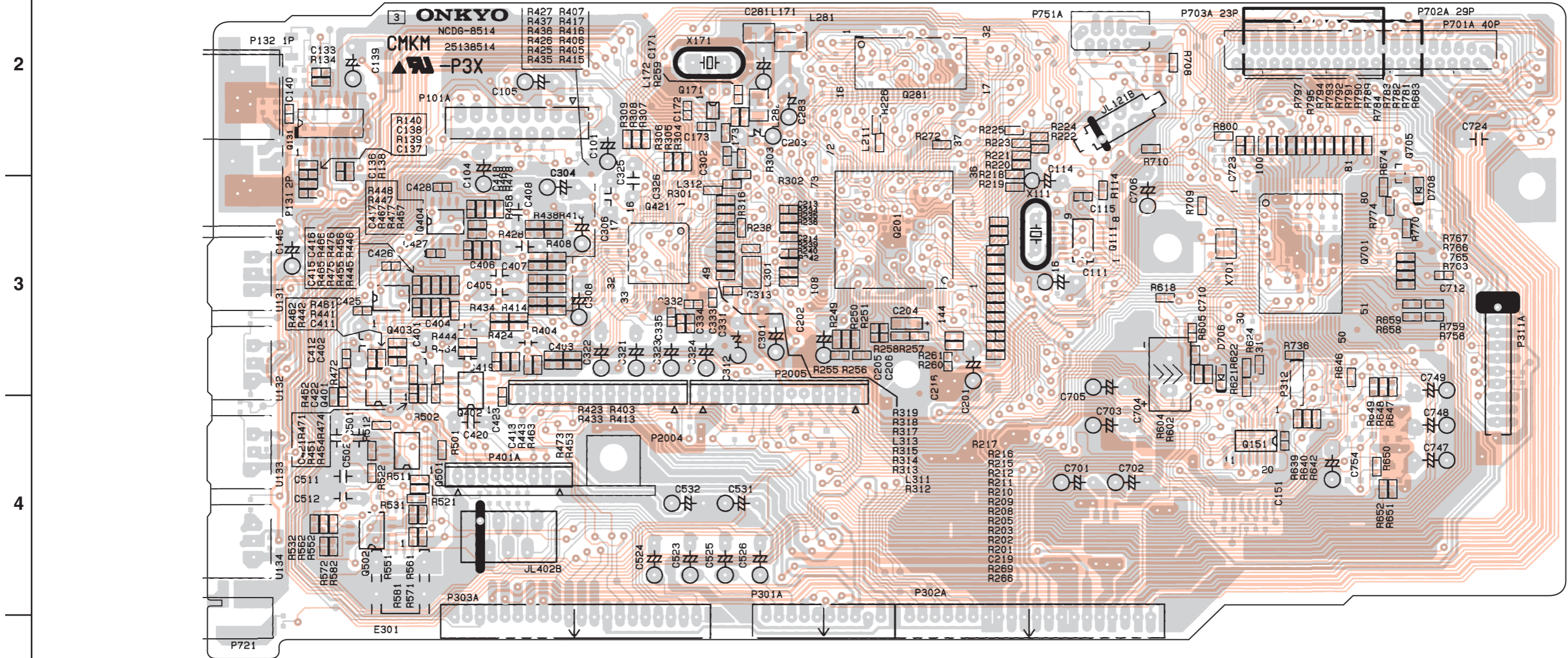


A B C D E F G H

PRINTED CIRCUIT BOARD VIEWS-3

1 **U02** DSP PC BOARD  
(NADG-8514)

Side A



5

A

B

C

D

PRINTED CIRCUIT BOARD VIEWS-4

1

**U02** DSP PC BOARD  
(NADG-8514)

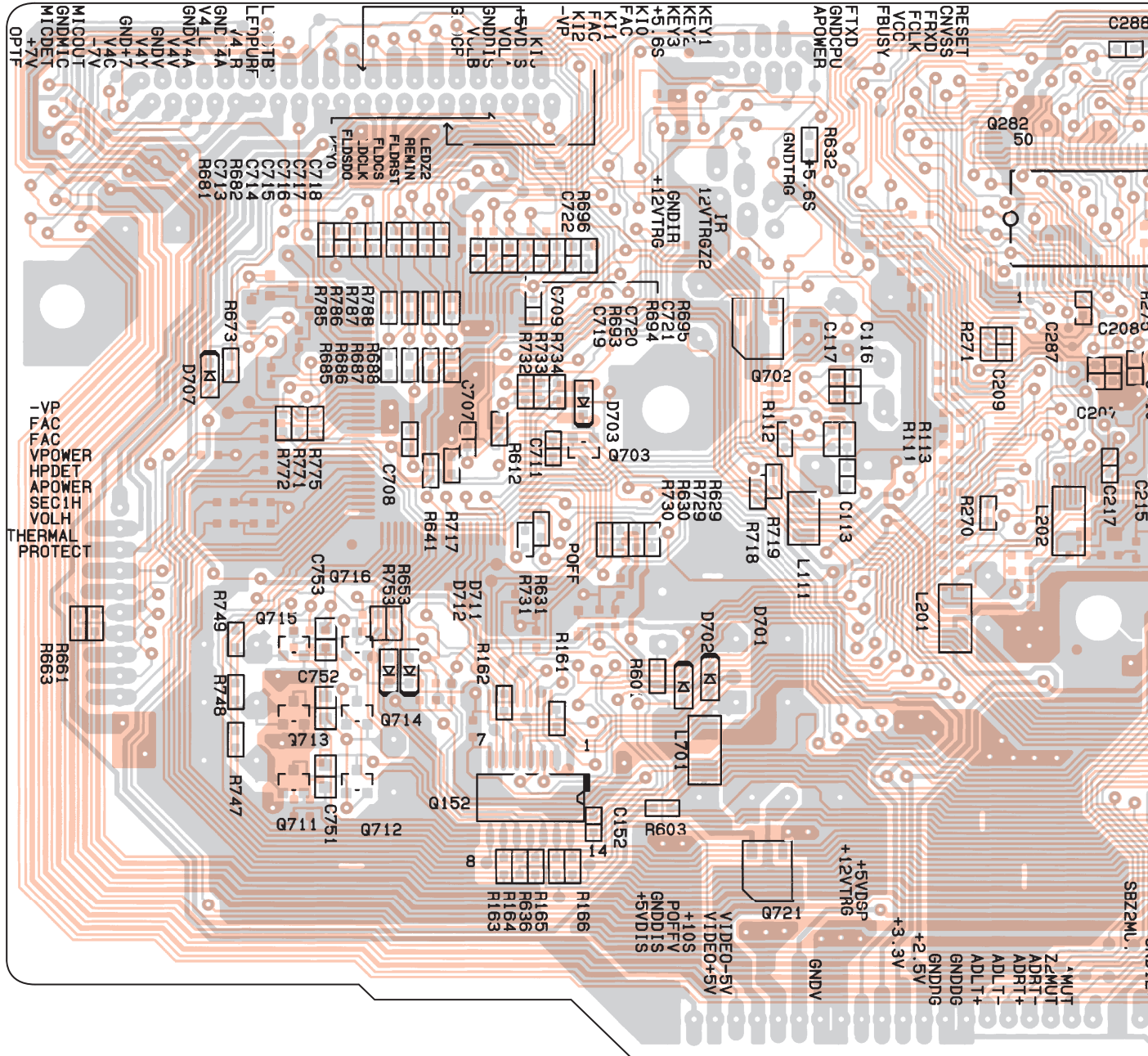
Side B

2

3

4

5

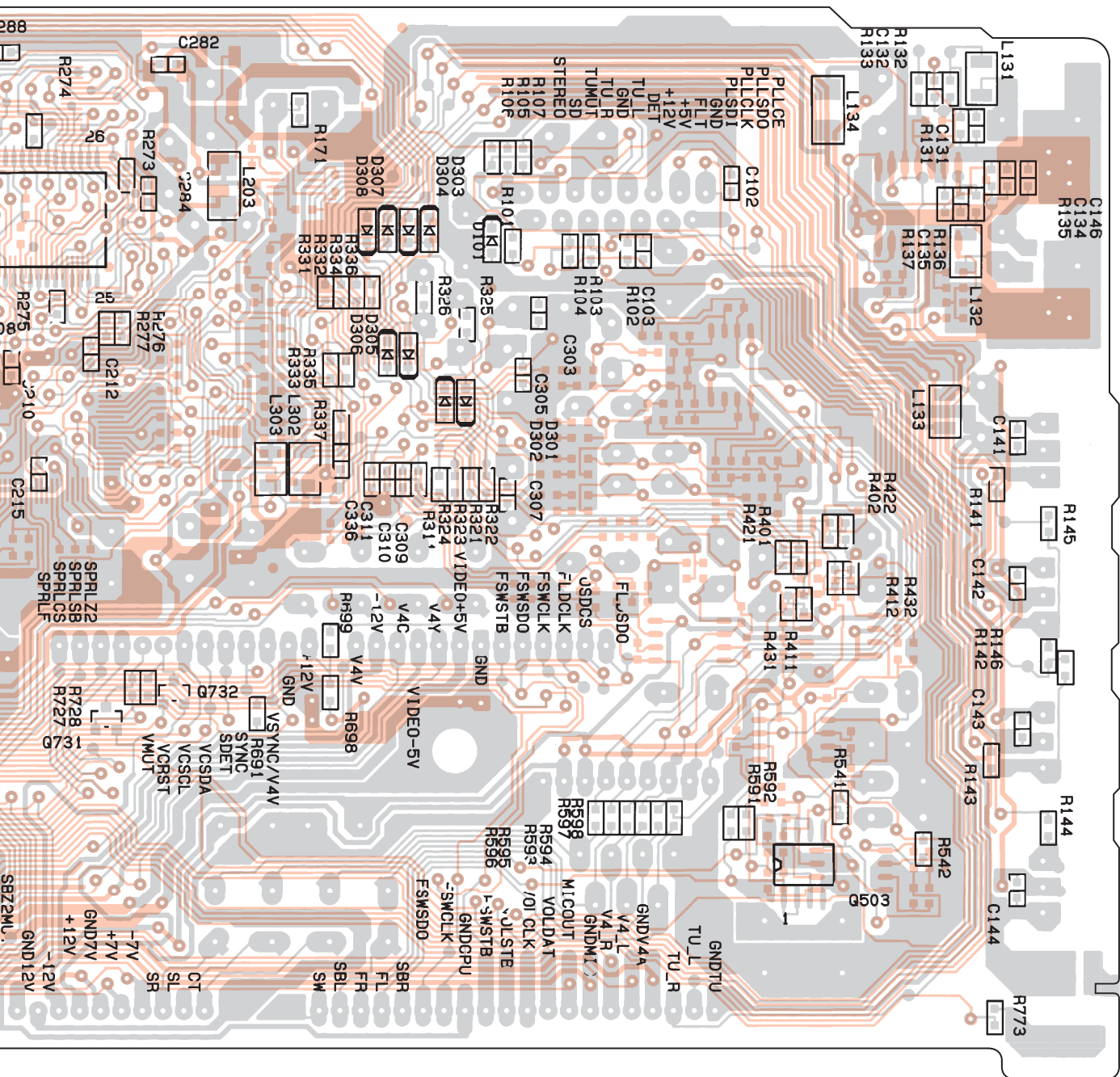


E

F

G

H



A

B

C

D

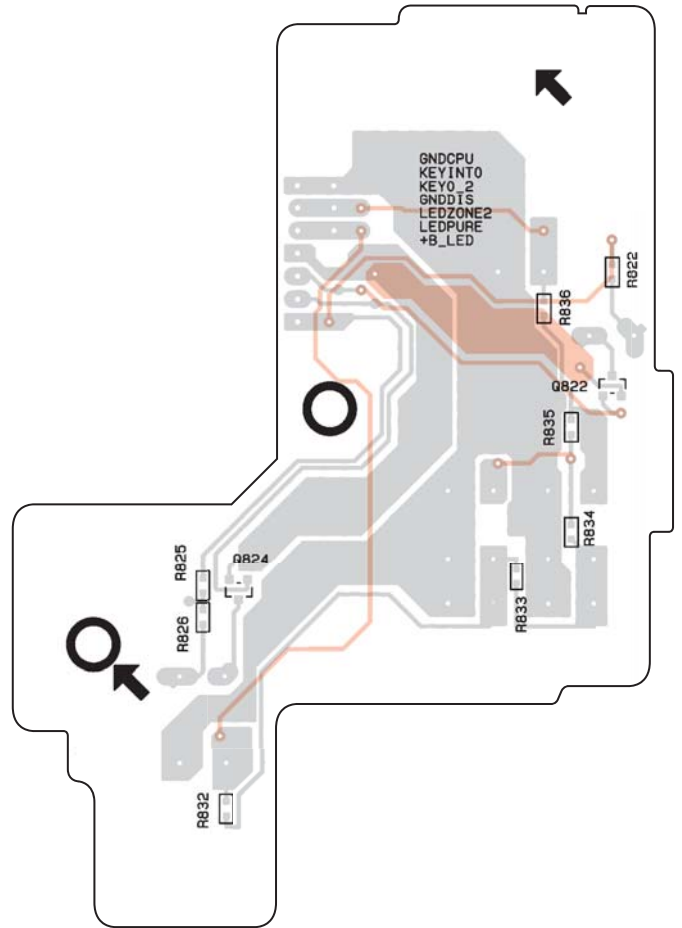
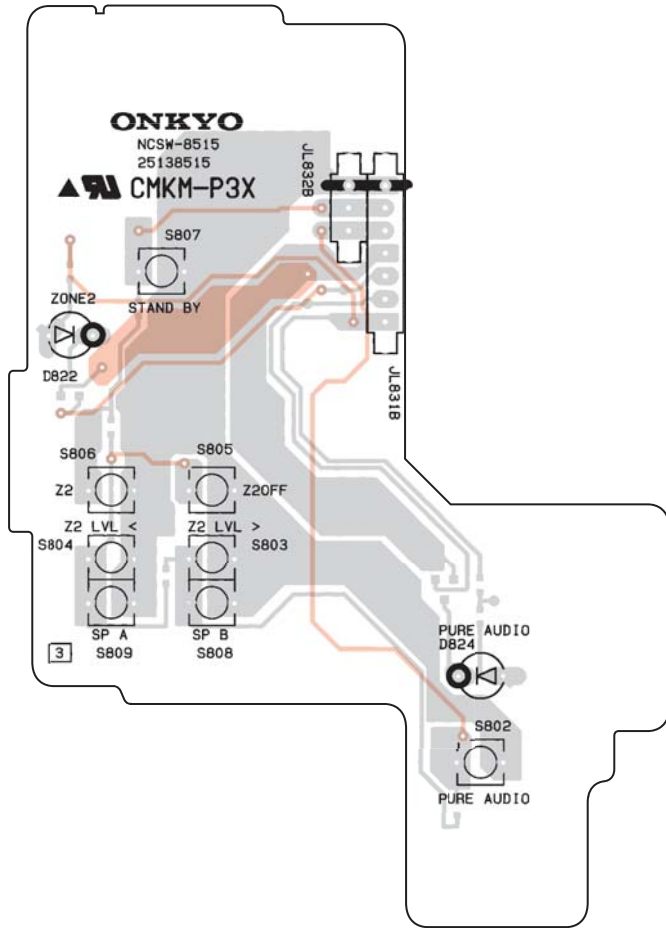
# PRINTED CIRCUIT BOARD VIEWS-5

## U03 SWITCH PC BOARD (NASW-8515)

1

Side A

Side B



2

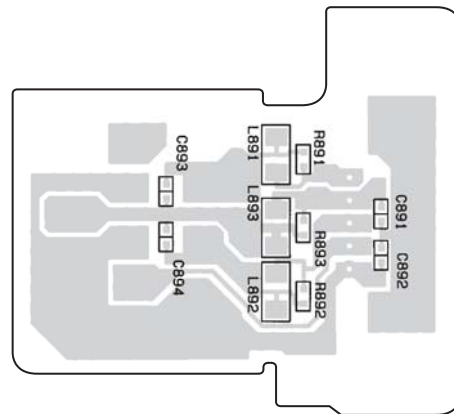
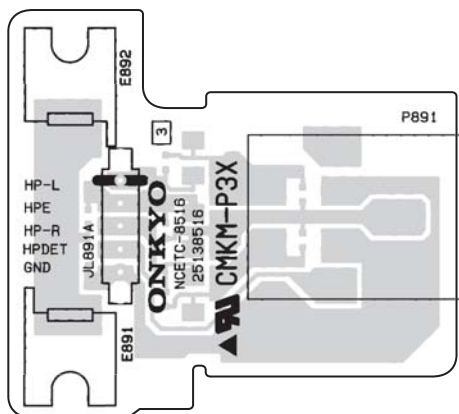
3

## U04 HEADPHONE JACK PC BOARD (NAETC-8516)

4

Side A

Side B



5

A B C D E F G H

PRINTED CIRCUIT BOARD VIEWS-4

U02 DSP PC BOARD (NADG-8514)

Side B

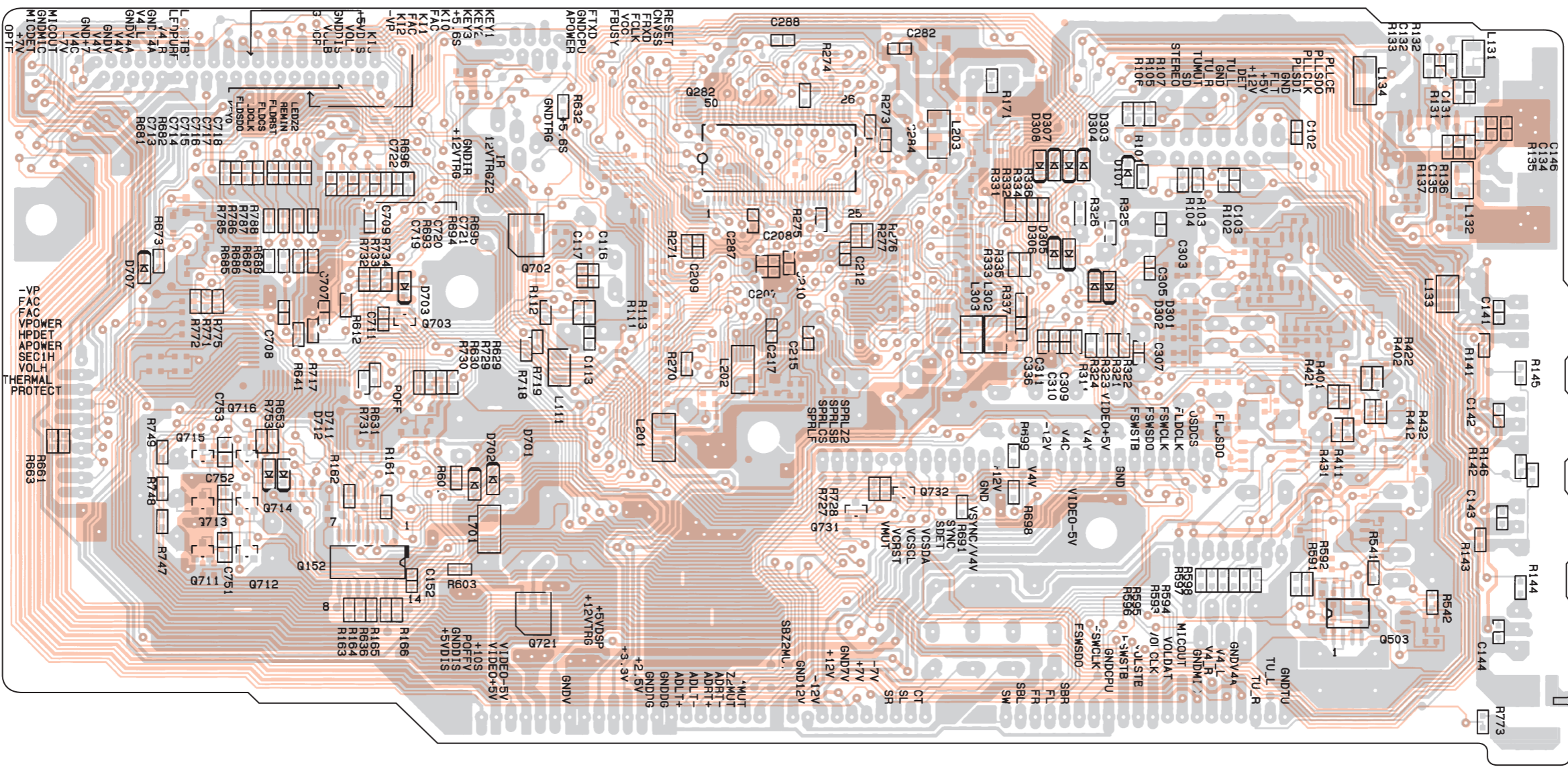
1

2

3

4

5





A

B

C

D

PRINTED CIRCUIT BOARD VIEWS-6

U05 AMPLIFIER PC BOARD (NAAF-8523)

Component side

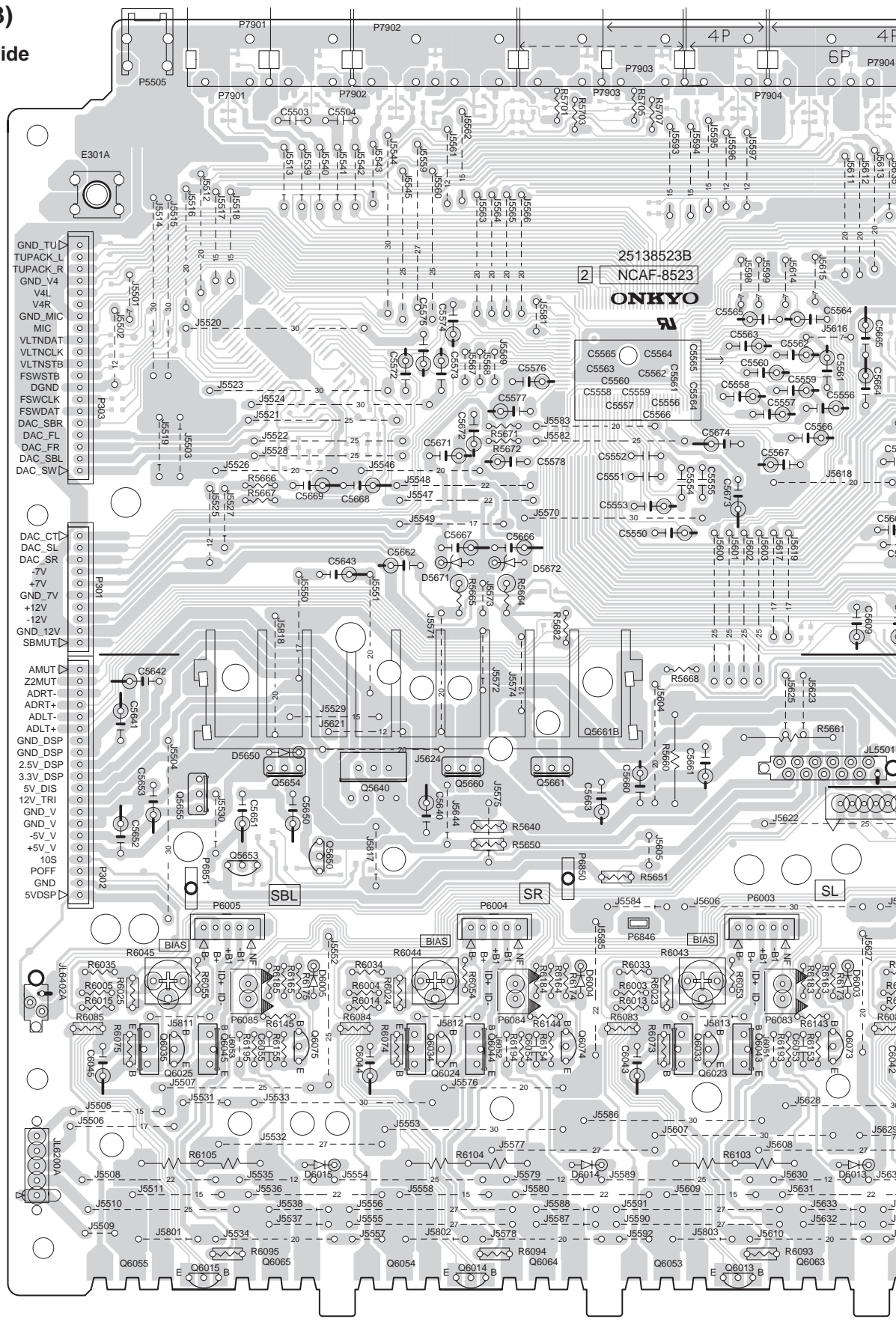
1

2

3

4

5

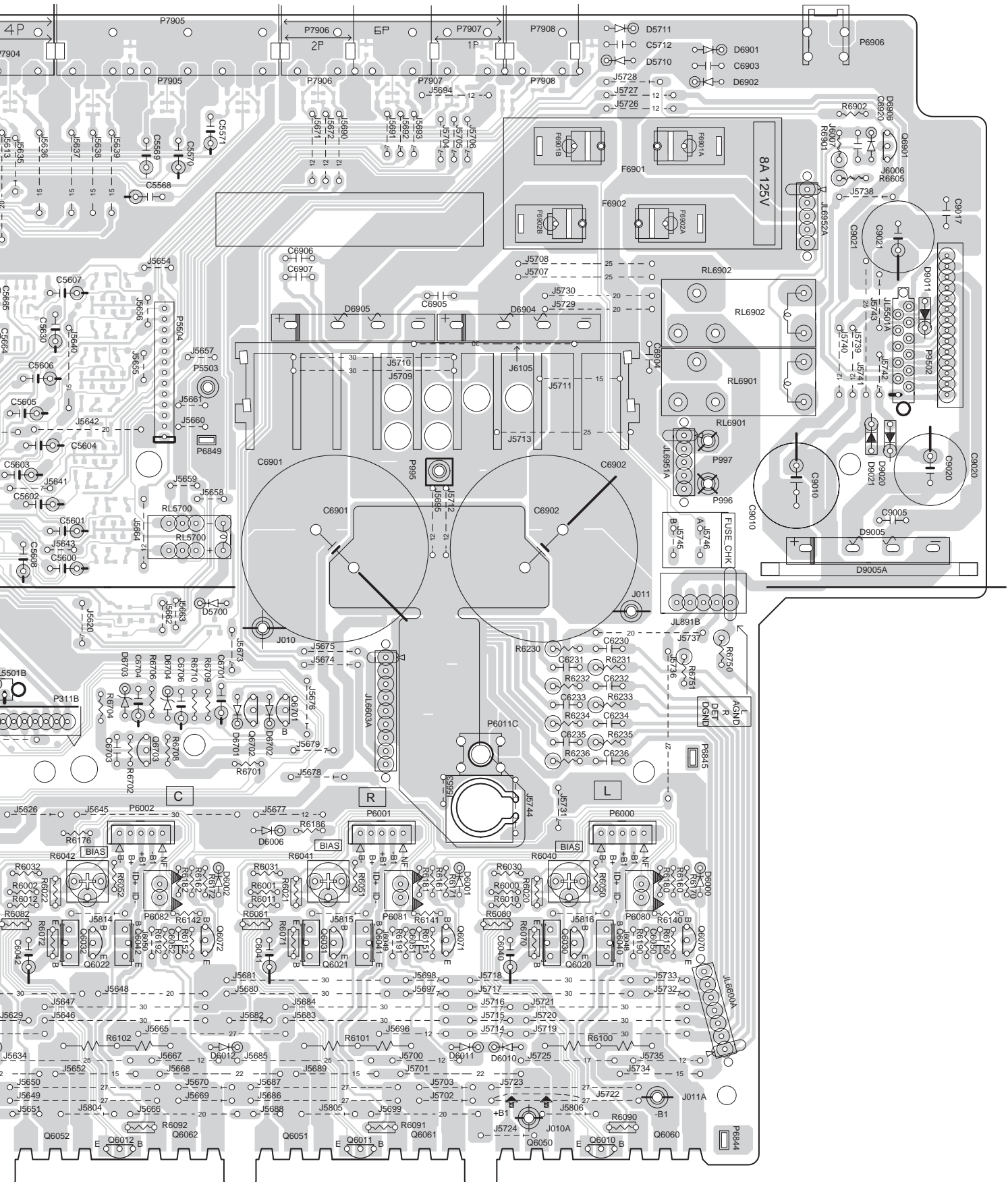


E

F

G

H



A B C D E F G H  
PRINTED CIRCUIT BOARD VIEWS-6

**U05** AMPLIFIER PC BOARD  
(NAAF-8523)

Component side

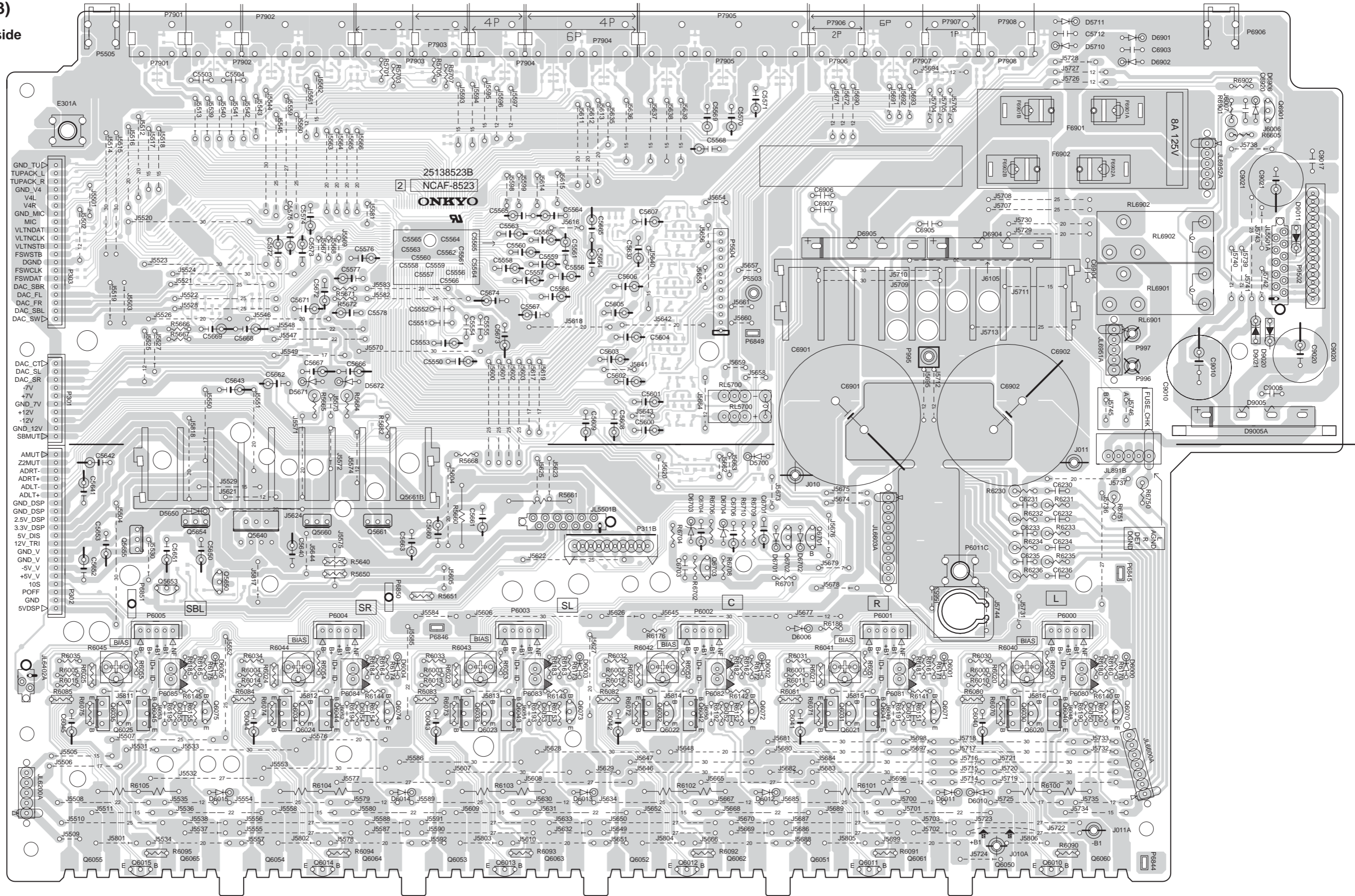
1

2

3

4

5



A

B

C

D

# PRINTED CIRCUIT BOARD VIEWS-7

**U05** AMPLIFIER PC BOARD  
 (NAAF-8523)  
 Soldering side

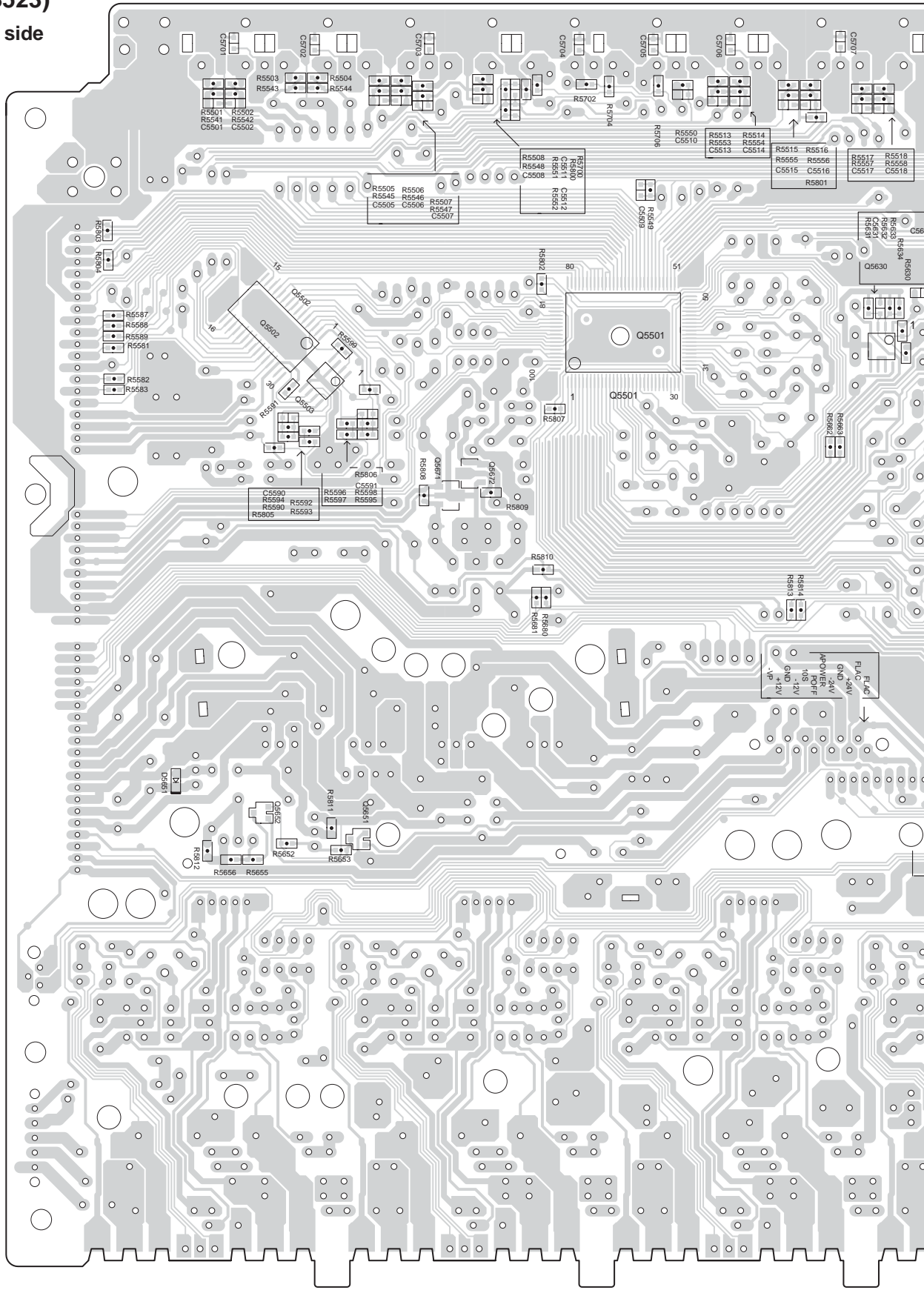
1

2

3

4

5

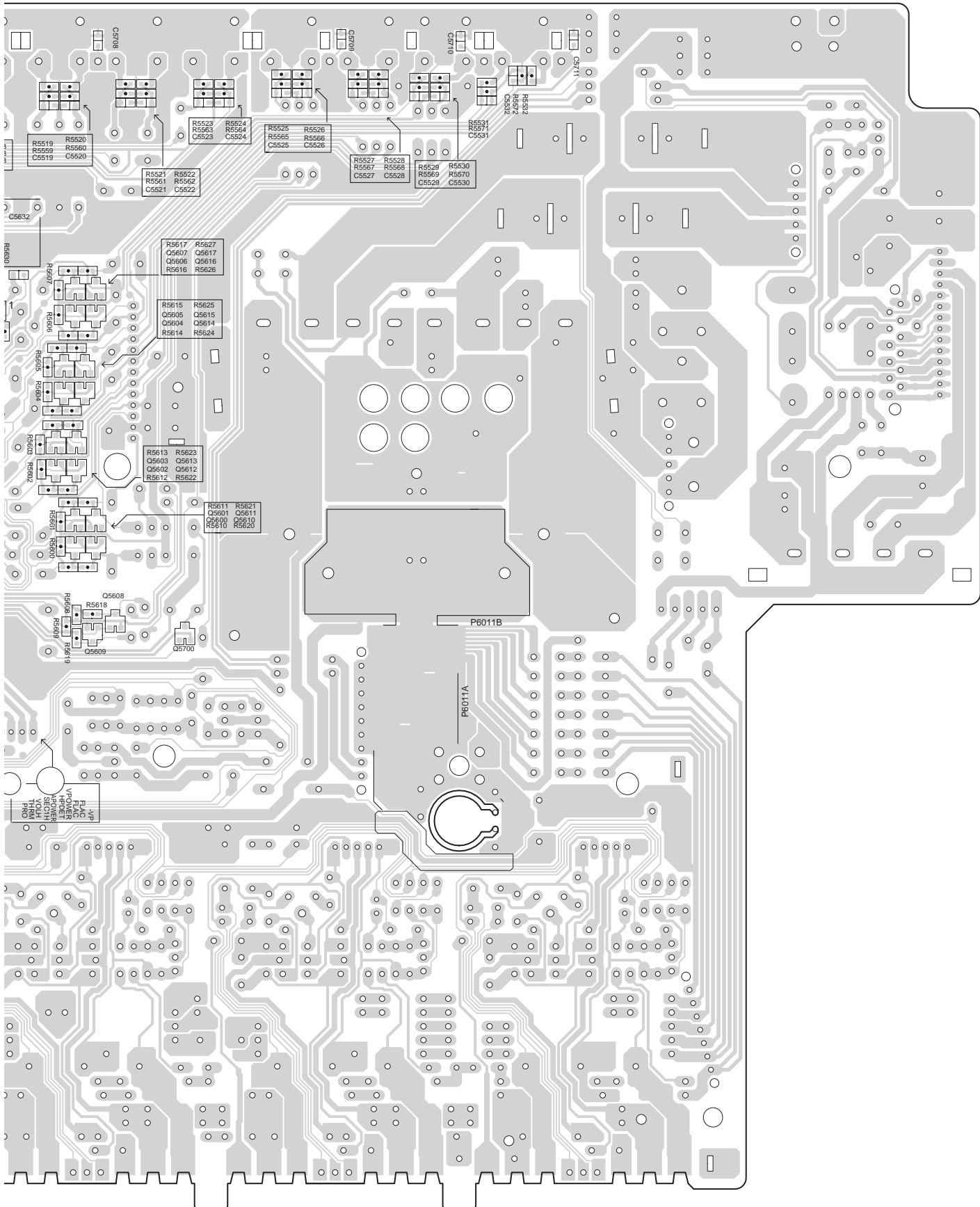


E

F

G

H



A B C D E F G H

PRINTED CIRCUIT BOARD VIEWS-7

**U05** AMPLIFIER PC BOARD  
(NAAF-8523)

Soldering side

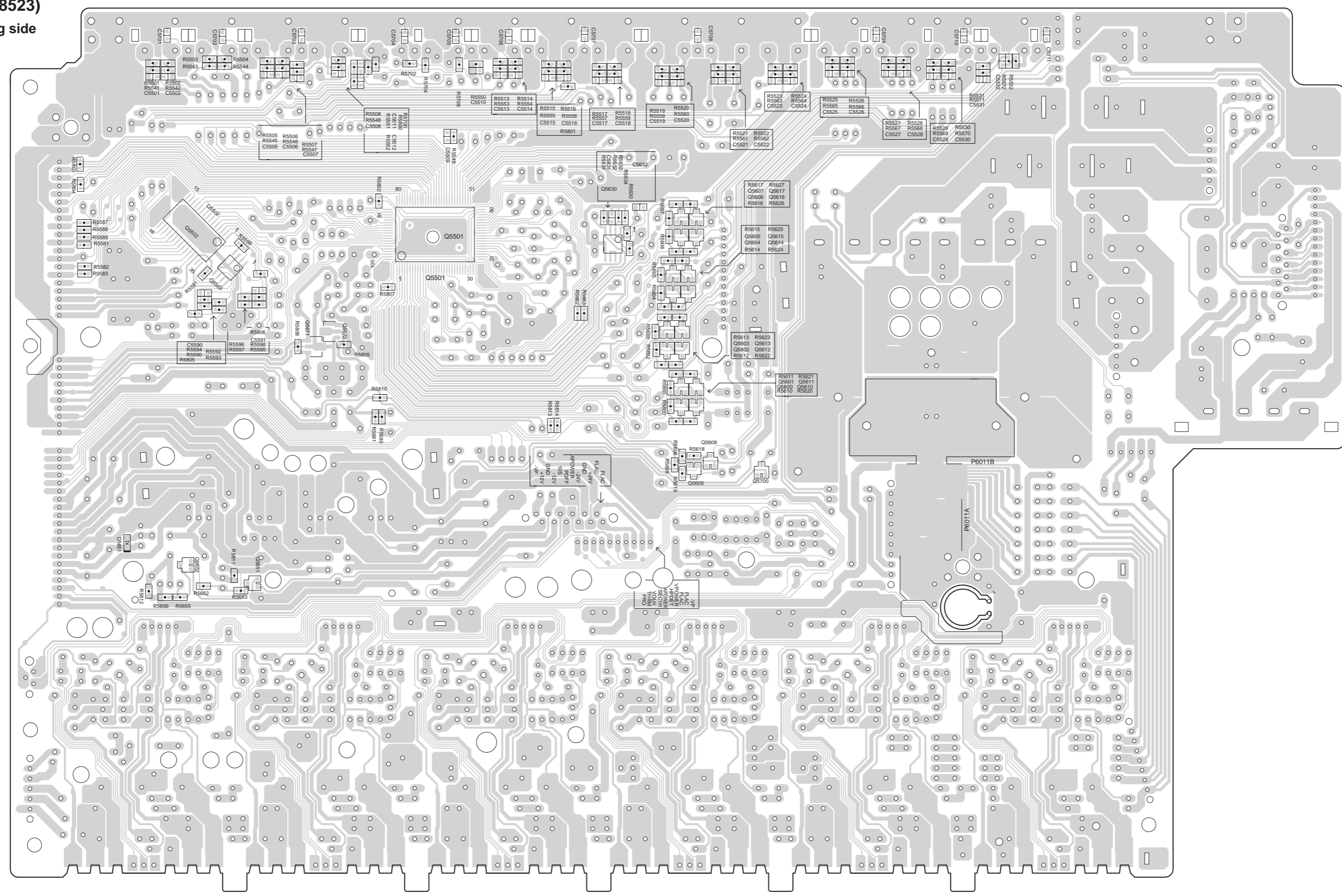
1

2

3

4

5



A

B

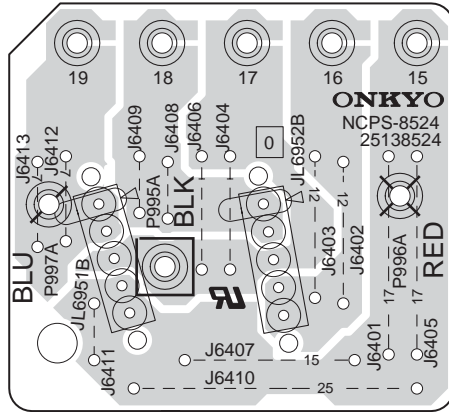
C

D

PRINTED CIRCUIT BOARD VIEWS-8

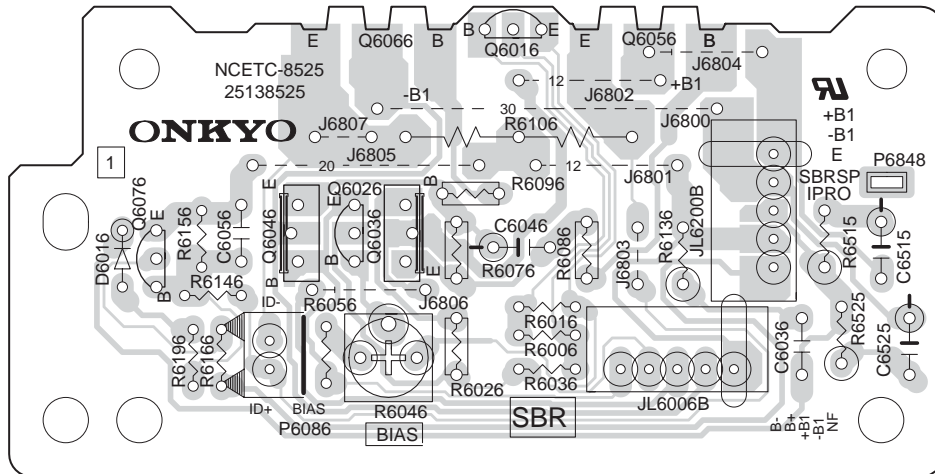
**U06** SEC. TERMINAL-2 PC BOARD  
(NAPS-8524)

Component side



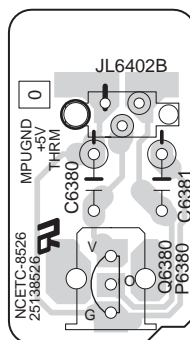
**U07** SBR AMPLIFIER PC BOARD  
(NAETC-8525)

Component side



**U08** THERMAL SENSOR PC BOARD  
(NAETC-8526)

Component side



A B C D

PRINTED CIRCUIT BOARD VIEWS-9

**U11** POWER SUPPLY-1 PC BOARD  
(NAPS-8533)

Component side

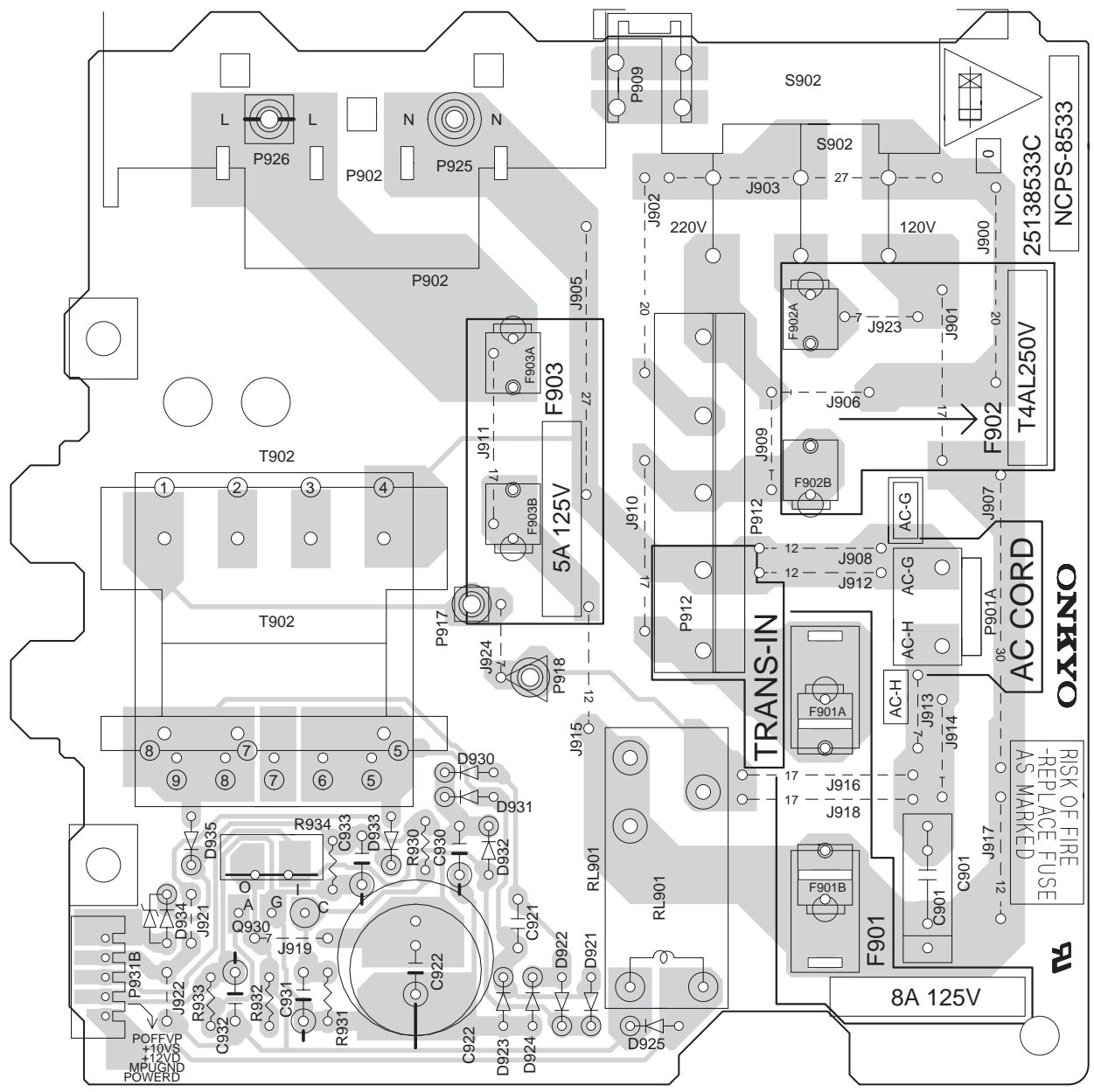
1

2

3

4

5



NCPS-8533

T44L250V

TRANS-IN

AC CORD

OKAYO

RISK OF FIRE  
-REPLACE FUSE  
AS MARKED

FU

8A 125V



A B C D

PRINTED CIRCUIT BOARD VIEWS-10

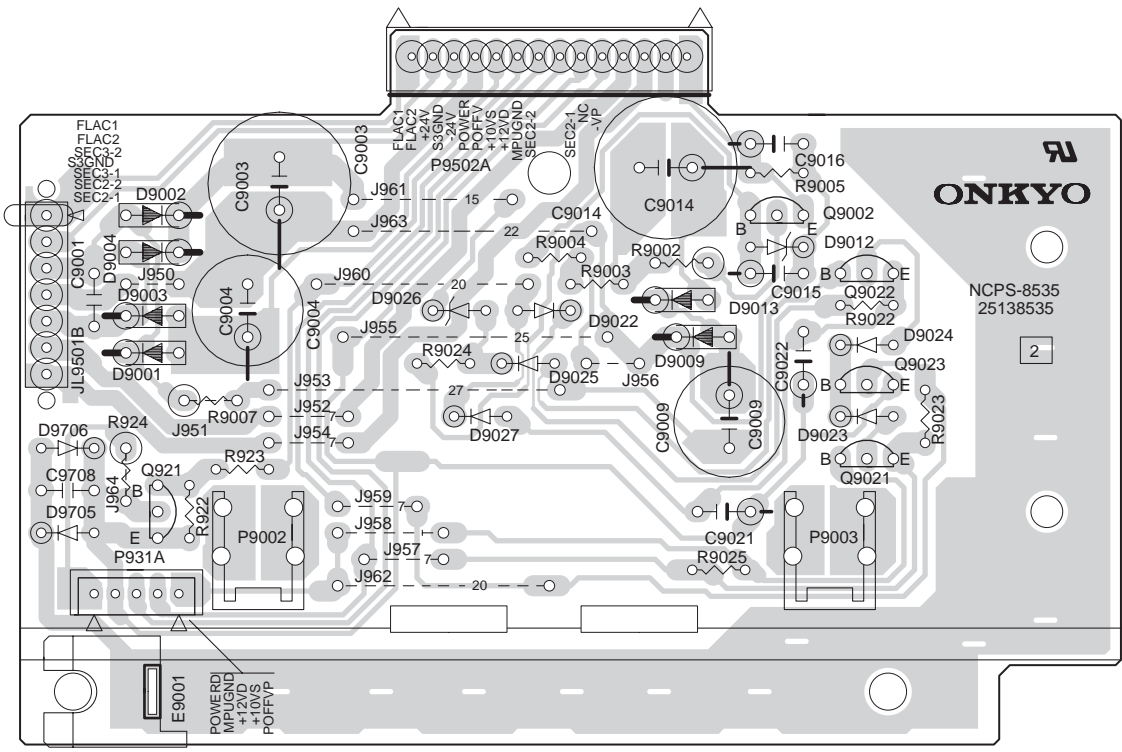
**U13 POWER SUPPLY-2 PC BOARD (NAPS-8535)**

Component side

1

2

3

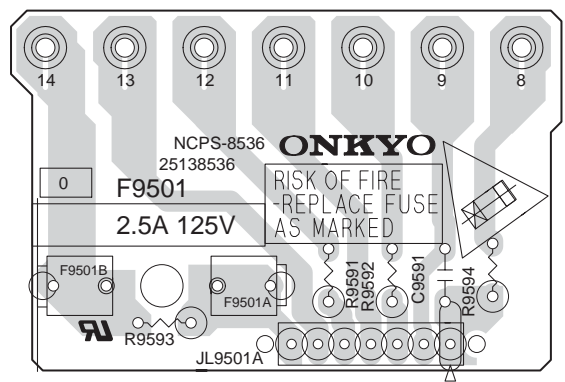


**U14 SEC. TERMINAL PC BOARD (NAPS-8536)**

Component side

4

5



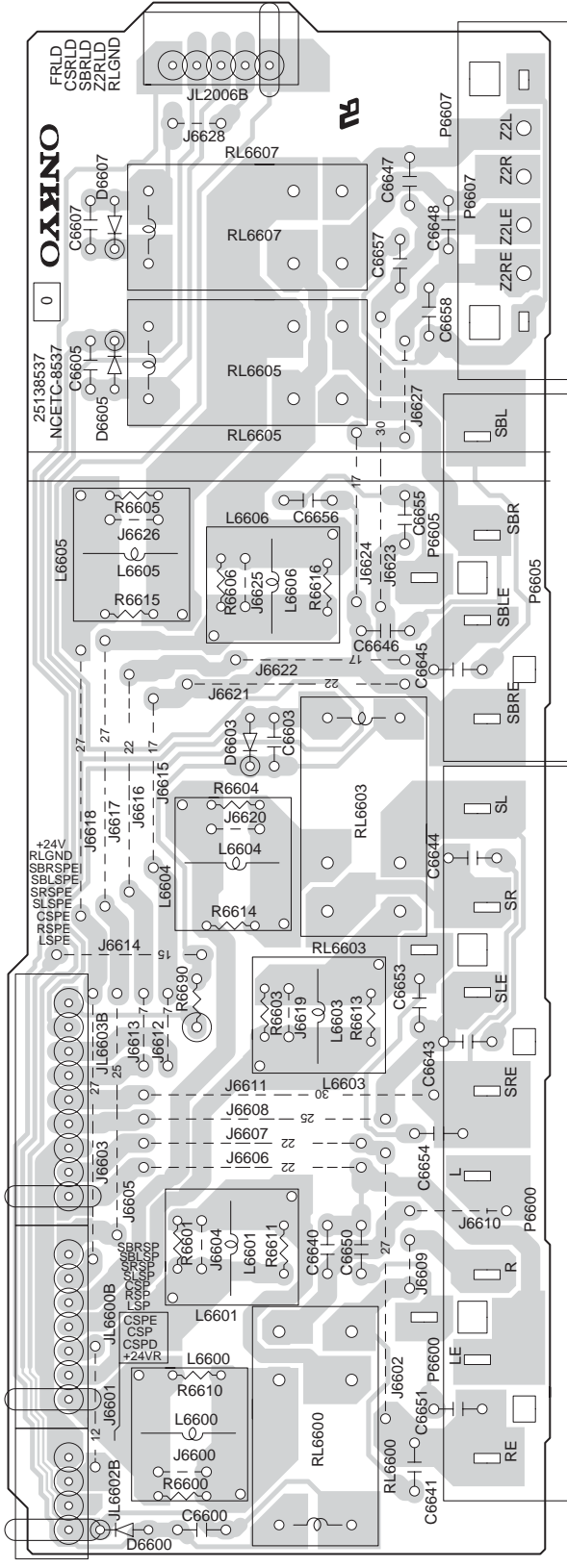
A B C D

PRINTED CIRCUIT BOARD VIEWS-11

**U15** SPEAKER TERMINAL PC BOARD  
(NAETC-8537)

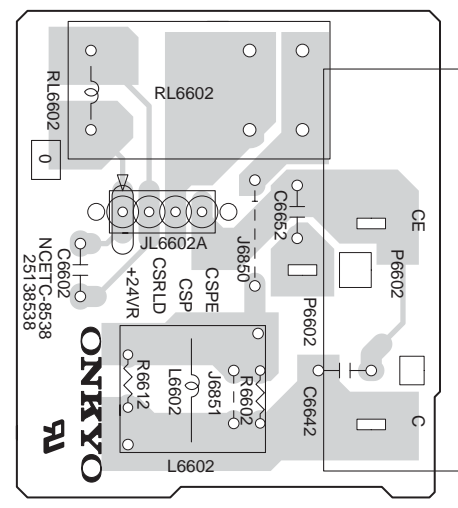
Component side

1  
2  
3  
4  
5



**U16** CENTER SPEAKER TERMINAL PC BOARD  
(NAETC-8538)

Component side



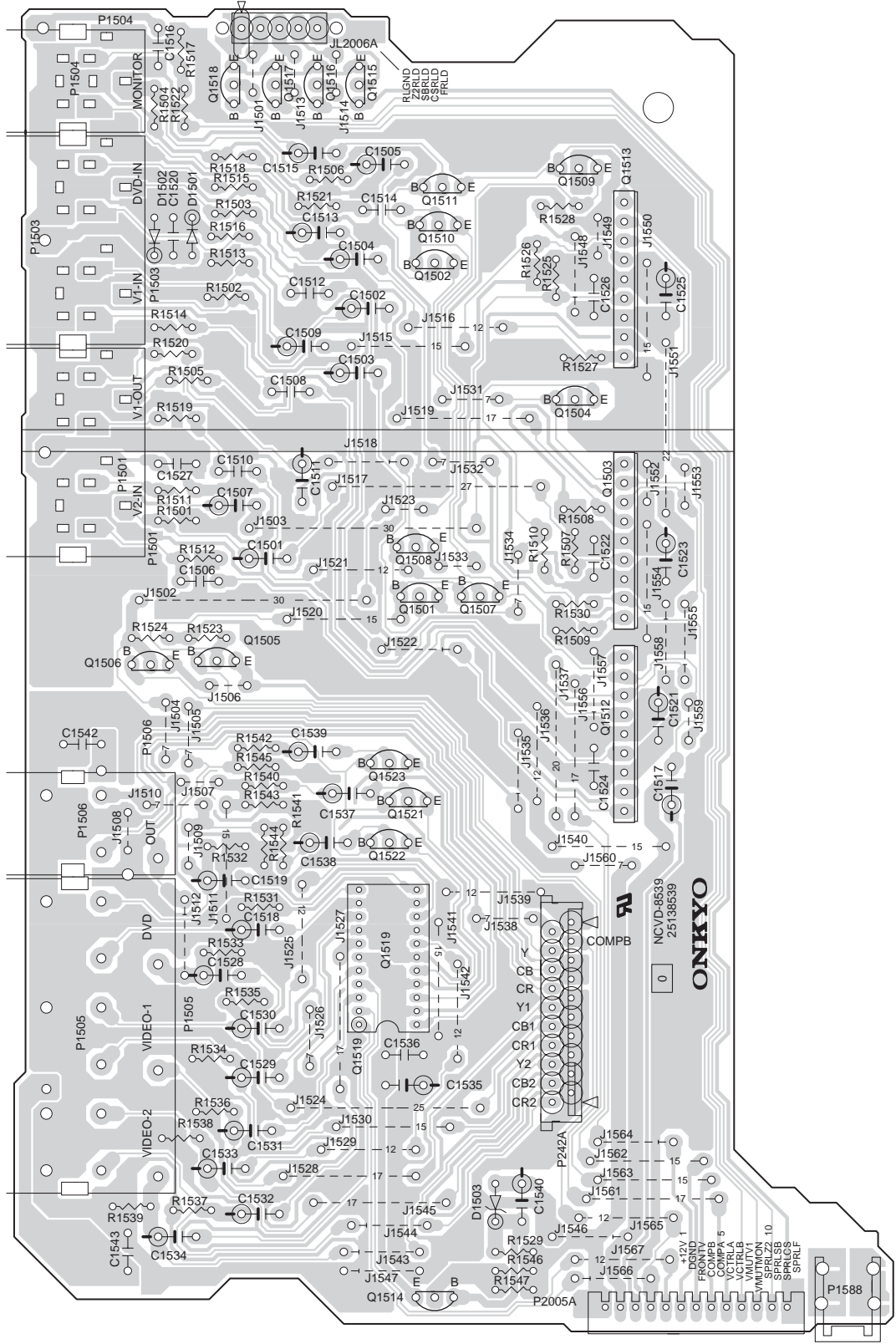
A B C D

PRINTED CIRCUIT BOARD VIEWS-12

**U17** VIDEO PC BOARD  
(NAVD-8539)

Component side

1  
2  
3  
4  
5



A

B

C

D

PRINTED CIRCUIT BOARD VIEWS-13

1

**U18** DRIVER AMPLIFIER  
PC BOARD  
(NAAF-8540)

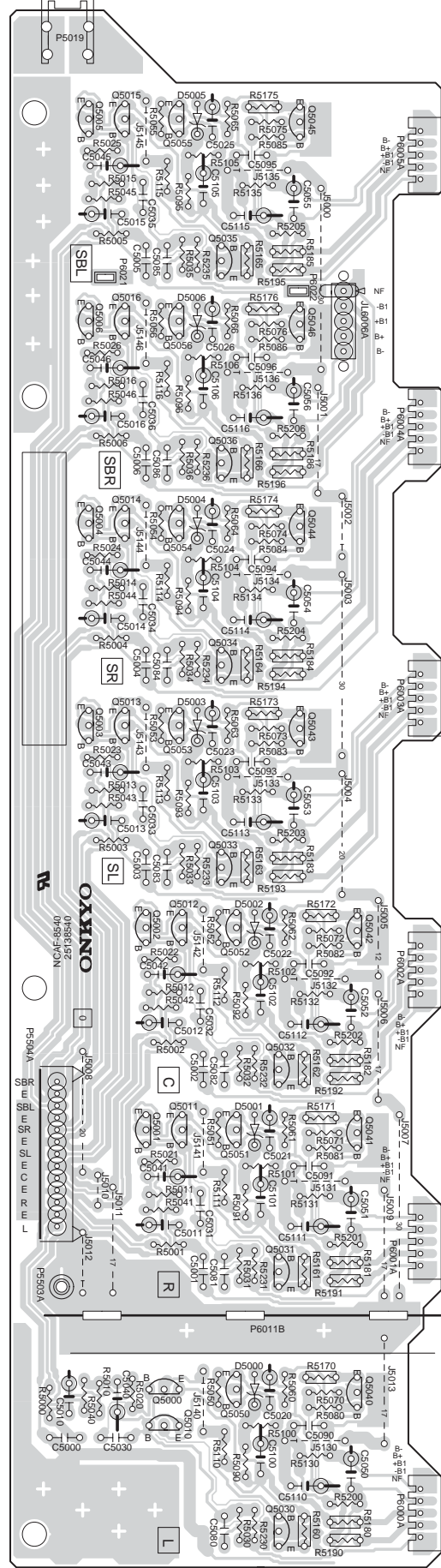
Component side

2

3

4

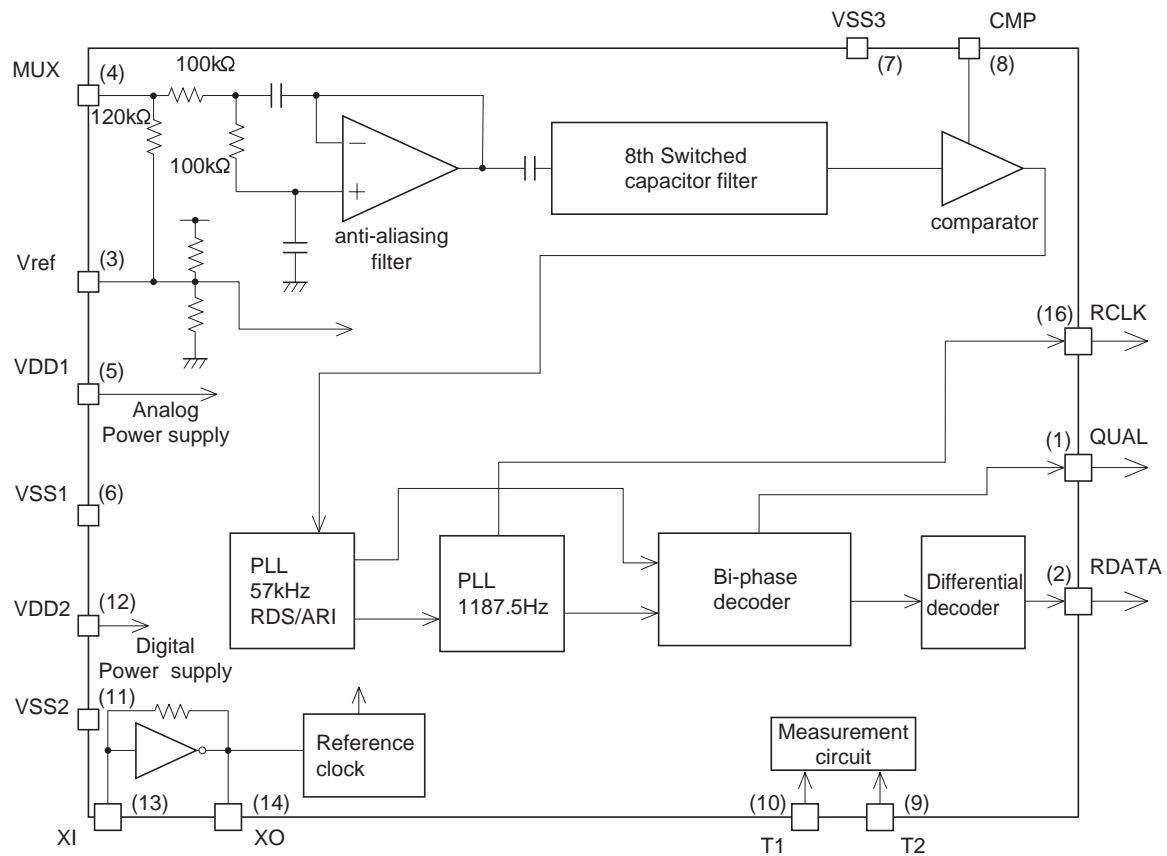
5



## IC BLOCK DIAGRAM AND TERMINAL DESCRIPTIONS-1

### Q111: BU1924FS (RDS decoder)-1

#### BLOCK DIAGRAM



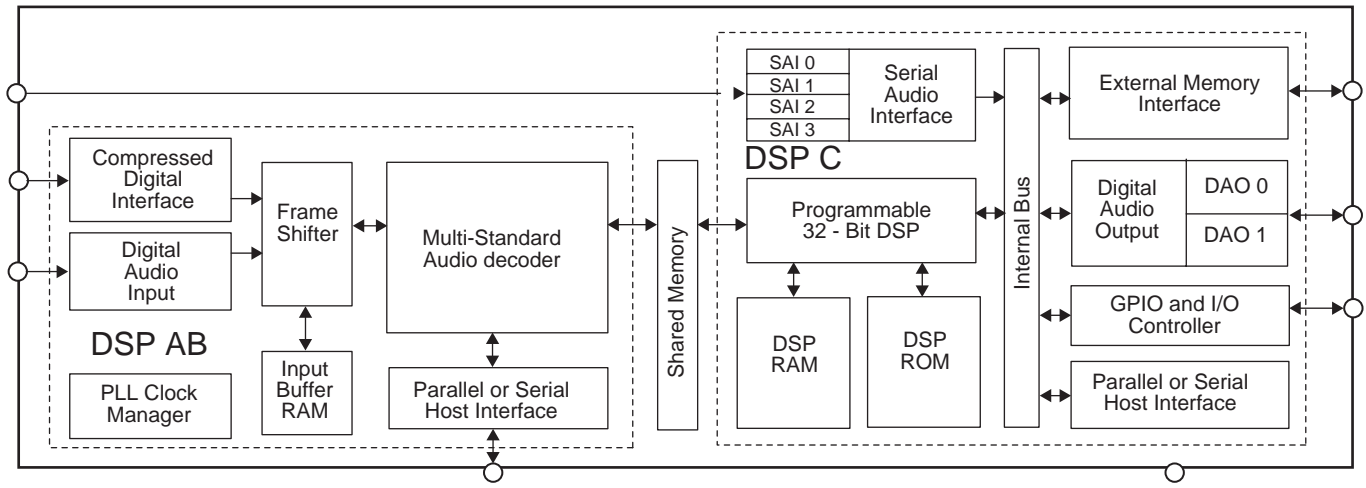
#### TERMINAL DESCRIPTION

Pin No.	Pin name	Description
1	QUAL	Output terminal of demodulator quality signal.
2	RDATA	Output terminal of demodulator data.
3	Vref	Input terminal of reference voltage.
4	MUX	Input terminal of composite signal.
5	VDD1	Analog power supply.
6	VSS1	Analog power supply.
7	VSS3	Ground.
8	CMP	Input terminal of comparator.
9	T2	Input terminal for test mode.
10	T1	Input terminal for test mode.
11	VSS2	Digital power supply.
12	VDD2	Digital power supply.
13	XI	Connect to oscillator.
14	XO	Connect to oscillator.
15	(N.C.)	---
16	RCLK	Output terminal of demodulator clock.


# IC BLOCK DIAGRAMS AND TERMINAL DESCRIPTIONS-2

## Q201: CS494003CQZ (Multi-Standard Audio Decoder)-1/11

### BLOCK DIAGRAM



### PIN LAYOUT



## IC BLOCK DIAGRAMS AND TERMINAL DESCRIPTIONS-3

### Q201: CS494003CQZ (Multi-Standard Audio Decoder)-2/11

#### TERMINAL DESCRIPTION

##### **FILT1 --- Phase-Locked Loop Filter**

Connects to an external filter for the on-chip phase-locked loop.

##### **FILT2 --- Phase-Locked Loop Filter**

Connects to an external filter for the on-chip phase-locked loop.

##### **CLKIN, XTALI --- External Clock input / Crystal Oscillator input**

CS494003 clock input. This pin accepts an external clock input signal that is used to drive the internal core logic. When in internal clock mode (CLKSEL == VSS), this input is connected to the internal PLL from which all internal clocks are derived. When in external clock mode (CLKSEL == VDD), this input is connected to the DSP clock. Alternatively, a 12.288 MHz crystal oscillator can be connected between XTALI and XTALO. *INPUT*

##### **XTALO --- Crystal Oscillator Output**

Crystal oscillator output. *OUTPUT*

##### **CLKSEL --- DSP Clock select**

This pin selects the internal source clock. When CLKSEL is low, CLKIN is connected to the internal PLL from which all internal clocks are derived. When CLKSEL is high, the PLL is bypassed and the external clock directly drives all input logic. *INPUT*

##### **FDAT7 --- DSPAB Bidirectional Data Bus**

**FDAT6**

**FDAT5**

**FDAT4**

**FDAT3**

**FDAT2**

**FDAT1**

**FDAT0**

In parallel host mode, these pins provide a bidirectional data bus to DSPAB. These pins have an internal pull-up.

*BIDIRECTIONAL - Default : INPUT*

##### **FA0, FSCCLK --- Host Parallel Address Bit Zero or Serial Control Port Clock**

In parallel host mode, this pin serves as one of two address input pins used to select one of four parallel resistors. In serial host mode, this pin serves as the serial control clock signal, specifically as the SPI clock input. *INPUT*

## IC BLOCK DIAGRAMS AND TERMINAL DESCRIPTIONS-4

### Q201: CS494003CQZ (Multi-Standard Audio Decoder)-3/11

#### **FA1, FSCDIN --- Host Address Bit One or SPI Serial Control Data input**

In parallel host mode, this pin serves as one of two address input pins used to select one of four parallel resistors. In SPI serial host mode, this pin serves as the data input. *INPUT*

#### **FHS1, $\overline{\text{FRD}}$ , $\overline{\text{FR/W}}$ --- Mode Select Bit 1 or Host Parallel Output Enable or Host Parallel R/W**

DSPAB control port mode select bit 1. This bit is one of 3 control port select bits that are sampled on the rising edge of  $\overline{\text{RESET}}$  to determine the control port mode of DSPAB. In Intel parallel host mode, this pin serves as the active-low data bus enable input. In Motorola parallel host mode, this pin serves as the read-high/write-low control input signal. In serial host mode, this pin can serve as the external memory active-low data-enable output signal.

*BIDIRECTIONAL - Default: INPUT*

#### **FHS0, $\overline{\text{FWR}}$ , $\overline{\text{FDS}}$ --- Mode Select Bit 0 or Host Write Strobe or Host Data Strobe**

DSPAB control port mode select bit 0. This bit is one of 3 control port select bits that are sampled on the rising edge of  $\overline{\text{RESET}}$  to determine the control port mode of DSPAB. In Intel parallel host mode, this pin serves as the active-low data-write-input strobe. In Motorola parallel host mode, this pin serves as the active-low data-strobe-input signal. In serial host mode, this pin can serve as the external-memory active-low write-enable output signal.

*BIDIRECTIONAL - Default: INPUT*

#### **$\overline{\text{FCS}}$ --- Host Parallel Chip Select, Host Serial SPI Chip Select**

In parallel host mode, this pin serves as the active-low chip-select input signal. In serial host SPI mode, this pin is used as the active-low chip-select input signal. *INPUT*

#### **FHS2, FSCDIO, FSCDOUT --- Mode Select Bit 2 or Serial Control Port data Input and Output, Parallel Port Type Select**

DSPAB control port mode select bit 2. This bit is one of 3 control port select bits that are sampled on the rising edge of  $\overline{\text{RESET}}$  to determine the control port mode of DSPAB. In SPI mode this pin serves as the data output pin. In parallel host mode, this pin is sampled at the rising edge of  $\overline{\text{RESET}}$  to configure the parallel host mode as an Intel type bus or as a Motorola type bus. *BIDIRECTIONAL - Default: INPUT*

#### **$\overline{\text{FINTREQ}}$ --- Control Port Interrupt Request**

Open-drain interrupt-request output. This pin is driven low to indicate that the DSP has outgoing control data that should be read by the host.

*OPEN DRAIN I/O - Requires 3.3k Ohm Pull - Up*

#### **FSCLKN1, STCLK2 --- PCM Audio Input Bit Clock**

Digital-audio bit clock input. FSCLKN1 operates asynchronously from all other DSPAB clocks. In master mode, FSCLKN1 is derived from DSPAB's internal clock generator. The active edge of FSCLKN1 can be programmed by the DSP.

*BIDIRECTIONAL - Default: INPUT*



## IC BLOCK DIAGRAMS AND TERMINAL DESCRIPTIONS-5

### Q201: CS494003CQZ (Multi-Standard Audio Decoder)-4/11

#### **FLRCLKN1 --- PCM Audio Input Sample Rate clock**

Digital-audio frame clock input. FLRCLKN1 typically is run at the sampling frequency. FLRCLKN1 operates asynchronously from all other DSPAB clocks. The polarity of FLRCLKN1 for a particular subframe can be programmed by the DSP.  
*BIDIRECTIONAL - Default: INPUT*

#### **FSDATAN1 --- PCM Audio Data Input One**

Digital-audio data input can accept from one compressed line or 2 channels of PCM data. FSDATAN1 can be sampled with either edge of FSCLKN1, depending on how FSCLKN1 has been configured. *INPUT*

#### **CMPCLK, FSCLKN2 --- PCM Audio Input Bit Clock**

Digital- audio bit clock input. FSCKN2 operates asynchronously from all other DSPAB clocks. The active edge of FSCLKN2 can be programmed by the DSP.  
*BIDIRECTIONAL - Default: INPUT*

#### **CMPDAT, FSDATAN2 --- PCM Audio Data Input Number Two**

Digital-audio data input that can accept either one compressed line or 2 channels of PCM data. FSDATAN2 can be sampled with either edge of FSCLK2, depending on how FSCLKN2 has been configured.  
*BIDIRECTIONAL - Default: INPUT*

#### **FDBCK --- Reserved**

This pin is reserved and should be pulled up with an external 3.3k resistor. *INPUT*

#### **FDBDA --- Reserved**

This pin is reserved and should be pulled up with an external 3.3k resistor.  
*BIDIRECTIONAL - Default: INPUT*

#### **PLLVDV --- PLL Supply Voltage**

2.5V PLL supply.

#### **PLLVSS --- PLL Ground Voltage**

PLL ground.

#### **RESET --- Master Reset Input**

Asynchronous active-low master reset input. Reset should be low at power-up to initialize the DSP and to guarantee that the device is not active during initial power-on stabilization periods. At the rising edge of reset the host interface mode of DSPAB is selected contingent on the state of the FHS0, FHS1, and FHS2 pins. At the rising edge of reset the host interface mode of DSPC is selected contingent on the state of the UHS0, UHS1, and UHS2 pins. If reset is low all bidirectional pins are high-Z inputs. *INPUT*

## IC BLOCK DIAGRAMS AND TERMINAL DESCRIPTIONS-6

### Q201: CS494003CQZ (Multi-Standard Audio Decoder)-5/11

#### TEST --- Reserved

This should be tied low for normal operation. *INPUT*

#### MCLK --- Audio Master Clock

Bidirectional master audio clock. As an output, MCLK provides a low jitter oversampling clock. MCLK supports all standard oversampling frequencies. *BIDIRECTIONAL - Default: INPUT*

#### SCLK0 --- Audio Output Bit Clock

Bidirectional digital-audio output bit clock for AUDATA0, AUDATA1, AUDATA2, and AUDATA3. As an output, SCLK0 can provide 32 Fs, 64 Fs, 128 Fs, 256 Fs or 512 Fs frequencies and is synchronous to MCLK. As an input, SCLK0 is independent of MCLK. *BIDIRECTIONAL - Default: INPUT*

#### SCLK1 --- Audio Output Bit Clock

Bidirectional digital-audio output bit clock for AUDATA4, AUDATA5, AUDATA6, and AUDATA7. As an output, SCLK1 can provide 32 Fs, 64 Fs, 128 Fs, 256 Fs, or 512 Fs frequencies and is synchronous to MCLK. As an input, SCLK1 is independent of MCLK. *BIDIRECTIONAL - Default: INPUT*

#### LRCLK0 --- Audio Output Sample Rate Clock

Bidirectional digital-audio output frame clock for AUDATA0, AUDATA1, AUDATA2, and AUDATA3. AS an output, LRCLK0 can provide all standard output sample rates up to 192 kHz and is synchronous to MCLK. As input, LRCLK0 is independent of MCLK. *BIDIRECTIONAL - Default: INPUT*

#### LRCLK1 --- Audio Output Sample Rata Clock

Bidirectional digital-audio output frame clock for AUDATA4, AUDATA5, AUDATA6, and AUDATA7. AS an output, LRCLK1 can provide all standard output sample rates up to 192 kHz and is synchronous to MCLK. As input, LRCLK1 is independent of MCLK. *BIDIRECTIONAL - Default: INPUT*

#### AUDATA0 --- Digital Audio Output 0

PCM digital-audio data output. *OUTPUT*

#### AUDATA1 --- Digital Audio Output 1

PCM digital-audio data output. *OUTPUT*

#### AUDATA2 --- Digital Audio Output 2

PCM digital-audio data output. *OUTPUT*

## IC BLOCK DIAGRAMS AND TERMINAL DESCRIPTIONS-7

### Q201: CS494003CQZ (Multi-Standard Audio Decoder)-6/11

#### **AUDATA3, XMT958A --- Digital Audio Output 3, S/PDIF Transmitter**

CMOS level output that outputs a biphasemark encoded (S/PDIF) IEC60958 signal or digital audio data which is capable of carrying two channels of PCM digital audio. *OUTPUT*

#### **AUDATA4, GPIO28 --- Digital Audio Output 4, General Purpose I/O**

PCM digital-audio data output. This pin can act as a general-purpose input or output that can be individually configured and controlled by DSPC. *BIDIRECTIONAL - Default: OUTPUT*

#### **AUDATA5, GPIO29 --- Digital Audio Output 5, General Purpose I/O**

PCM digital-audio data output. This pin can act as a general-purpose input or output that can be individually configured and controlled by DSPC. *BIDIRECTIONAL - Default: OUTPUT*

#### **AUDATA6, GPIO30 --- Digital Audio Output 6, General Purpose I/O**

PCM digital-audio data output. This pin can act as a general-purpose input or output that can be individually configured and controlled by DSPC. *BIDIRECTIONAL - Default: OUTPUT*

#### **AUDATA7, XMT958B, GPIO3 --- Digital Audio Output 7, S/PDIF Transmitter, General Purpose I/O**

CMOS level output that contains a biphasemark encoded (S/PDIF) IEC60958 signal or digital audio data which is capable of carrying two channels of PCM digital audio. This pin can also act as a general-purpose input or output that can be individually configured and controlled by DSPC. *BIDIRECTIONAL - Default: OUTPUT*

#### **DBCK --- Debug Clock**

Must be tied high to 3.3k ohm resistor. *INPUT*

#### **DBDA --- Debug Data**

Must be tied high to 3.3k ohms resistor. *BIDIRECTIONAL - Default: INPUT*

#### **SLCKN, GPIO22 --- PCM Audio Input Bit Clock, General Purpose I/O**

Digital-audio bit clock that is an input. SCLKN operates asynchronously from all other DSPAB clocks. The active edge of SCLKN can be programmed by the DSP. This pin can act as a general-purpose input or output that can be individually configured and controlled by DSPC. *BIDIRECTIONAL - Default: INPUT*

#### **LRCLKN, GPIO23 --- PCM Audio Input Sample Rate Clock, General Purpose I/O**

Digital-audio frame clock input. LRCLKN operates asynchronously from all other DSPAB clocks. The polarity of LRCLKN for a particular subframe can be programmed by the DSP. this pin can act as a general-purpose input or output that can be individually configured and controlled by DSPC. *BIDIRECTIONAL - Default: INPUT*

#### **SDATAN0, GPIO24 --- PCM Audio Input Data, General Purpose I/O**

Digital-audio PCM data input. This pin can act as a general-purpose input or output that can be individually configured and controlled by DSPC. *BIDIRECTIONAL - Default: INPUT*

## IC BLOCK DIAGRAMS AND TERMINAL DESCRIPTIONS-8

### Q201: CS494003CQZ (Multi-Standard Audio Decoder)-7/11

#### **SDATAN1, GPIO25 --- PCM Audio Input Data, General purpose I/O**

Digital-audio PCM data input. This can act as a general-purpose input or output that can be individually configured and controlled by DSPC. *BIDIRECTIONAL - Default: INPUT*

#### **SDATAN2, GPIO26 --- PCM Audio Input Data, General purpose I/O**

Digital-audio PCM data input. This can act as a general-purpose input or output that can be individually configured and controlled by DSPC. *BIDIRECTIONAL - Default: INPUT*

#### **SDATAN3, GPIO27 --- PCM Audio Input Data, General purpose I/O**

Digital-audio PCM data input. This can act as a general-purpose input or output that can be individually configured and controlled by DSPC. *BIDIRECTIONAL - Default: INPUT*

#### **$\overline{\text{SCS}}$ --- Host Serial SPI Chip Select**

SPI mode active-low chip-select input signal. *INPUT*

#### **SCCLK --- Serial Control Port Clock**

This pin serves as the serial SPI clock input. *INPUT*

#### **SCDIN --- SPI Serial Control Data Input**

In SPI mode this pin serves as the data input pin. *INPUT*

#### **SCDOUT, SCDIO --- Serial Control Port Data Input and Output**

In SPI mode this pin serves as the data output pin. *BIDIRECTIONAL - Default: OUTPUT in SPI mode.*

#### **$\overline{\text{INTREQ}}$ --- Control Port Interrupt Request**

Open-drain interrupt-request output. This pin is driven low to indicate that DSPC has outgoing control data and should be serviced by the host.  
*OPEN DRAIN I/O - Requires 3.3k Ohm Pull-Up*

#### **HDATA7, GPIO7 --- DSPC Bidirectional Data Bus, General Purpose I/O**

**HDATA6, GPIO6**

**HDATA5, GPIO5**

**HDATA4, GPIO4**

**HDATA3, GPIO3**

**HDATA2, GPIO2**

**HDATA1, GPIO1**

## IC BLOCK DIAGRAMS AND TERMINAL DESCRIPTIONS-9

### Q201: CS494003CQZ (Multi-Standard Audio Decoder)-8/11

#### HDATA0, GPIO0

In parallel host mode, these pins provide a bidirectional data bus. These pins can also act as general purpose input or output pins that can be individually configured and controlled by DSPC. These pins have an internal pull-up. *BIDIRECTIONAL - Default: INPUT*

#### A0, GPIO13 --- Host Parallel Address Bit 0, General Purpose I/O

In parallel host mode, this pin serves as the LS Bit of a two bit address input used to select one of four parallel registers. This pin can act as a general-purpose input or output that can be individually configured and controlled by DSPC. *BIDIRECTIONAL - Default: INPUT*

#### A1, GPIO12 --- Host Address Bit 1, General Purpose I/O

In parallel host mode, this pin serves as the MS Bit of a two bit address input used to select one of four parallel registers. This pin can act as a general-purpose input or output that can be individually configured and controlled by DSPC. *BIDIRECTIONAL - Default: INPUT*

#### $\overline{RD}$ , $\overline{R/W}$ , GPIO11 --- Host Parallel Output Enable, Host Parallel $\overline{R/W}$ , General Purpose I/O

In parallel host mode, this pin serves as the active-low data bus enable input. In Motorola parallel host mode, this pin serves as the read-high/white-low control input signal. This pin can act as a general-purpose input or output that can be individually configured and controlled by DSPC. This pin has an internal pull-up. *BIDIRECTIONAL - Default: INPUT*

#### $\overline{WR}$ , $\overline{DS}$ , GPIO10 --- Host Write Strobe, Host Data Strobe, General Purpose I/O

In Intel parallel host mode, this pin serves as the active-low data bus enable input. In Motorola parallel host mode, this pin serves as the read-high/write-low control input signal. In serial host mode, this pin can serve as a general purpose input or output bit. This pin can act as a general-purpose input or output that can be individually configured and controlled by DSPC. This pin has an internal pull-up. *BIDIRECTIONAL - Default: INPUT*

#### $\overline{CS}$ , GPIO9 --- Host Parallel Chip Select, General Purpose I/O

In parallel host mode, this pin serves as the active-low chip-select input signal. This pin can act as a general-purpose input or output that can be individually configured and controlled by DSPC. This pin has an internal pull-up. *BIDIRECTIONAL - Default: INPUT*

#### HINBSY, GPIO8 --- Input host Message Status, General Purpose I/O

This pin indicates that serial or parallel communication data written to the DSP has not been read yet. This pin can act as a general-purpose input or output that can be individually configured and controlled by DSPC. This pin has an internal pull-up. *BIDIRECTIONAL Default: OUTPUT*

#### SD\_DATA15, EXTA18 --- SDRAM Data Bus, SRAM External Address Bus

SD\_DATA14, EXTA17

SD\_DATA13, EXTA16

SD\_DATA12, EXTA15

SD\_DATA11, EXTA14

SD\_DATA10, EXTA13

## IC BLOCK DIAGRAMS AND TERMINAL DESCRIPTIONS-10

### Q201: CS494003CQZ (Multi-Standard Audio Decoder)-9/11

**SD\_DATA9, EXTA12**

**SD\_DATA8, EXTA11**

SDRAM data bus 15:8. SRAM external address bus 18:11. *OUTPUT*

**SD\_DATA7, EXTD7 --- SDRAM Data Bus, SRAM External Data Bus**

**SD\_DATA6, EXTD6**

**SD\_DATA5, EXTD5**

**SD\_DATA4, EXTD4**

**SD\_DATA3, EXTD3**

**SD\_DATA2, EXTD2**

**SD\_DATA1, EXTD1**

**SD\_DATA0, EXTD0**

SDRAM data bus 7:0. SRAM external data bus 7:0. *BIDIRECTIONAL - Default: INPUT*

**SD\_ADDR10, EXTA10 --- SDRAM Address Bus, SRAM External Address Bus**

**SD\_ADDR9, EXTA9**

**SD\_ADDR8, EXTA8**

**SD\_ADDR7, EXTA7**

**SD\_ADDR6, EXTA6**

**SD\_ADDR5, EXTA5**

**SD\_ADDR4, EXTA4**

**SD\_ADDR3, EXTA3**

**SD\_ADDR2, EXTA2**

**SD\_ADDR1, EXTA1**

**SD\_ADDR0, EXTA0**

SDRAM address bus 10:0. SRAM external address bus 10:0. *OUTPUT*

**SD\_CLK\_OUT --- SDRAM Clock Output**

SDRAM clock output. *OUTPUT*

**SD\_CLK\_IN --- SDRAM Re-timing Clock Input**

SDRAM re-timing clock input. *INPUT*

**SD\_CLK\_EN --- SDRAM Clock Enable**

SDRAM clock enable. *OUTPUT*

## IC BLOCK DIAGRAMS AND TERMINAL DESCRIPTIONS-11

### Q201: CS494003CQZ (Multi-Standard Audio Decoder)-10/11

#### **SD\_BA, EXTRA19 --- SDRAM Bank Address Select, SRAM External Address Bus**

SDRAM bank address select, SRAM external address bus 19. *OUTPUT*

#### **$\overline{\text{SD\_CS}}$ --- SDRAM Chip select**

SDRAM chip select. *OUTPUT*

#### **$\overline{\text{SD\_RAS}}$ --- SDRAM Row Address Strobe**

SDRAM row address strobe. *OUTPUT*

#### **$\overline{\text{SD\_CAS}}$ --- SDRAM Column Address Strobe**

SDRAM column address strobe. *OUTPUT*

#### **$\overline{\text{SD\_WE}}$ --- SDRAM Write Enable**

SDRAM write enable. *OUTPUT*

#### **SD\_DQM1 --- SDRAM Data Mask 1**

SDRAM data mask 1. *OUTPUT*

#### **SD\_DQM0 --- SDRAM Data Mask 2**

SDRAM data mask 0. *OUTPUT*

#### **$\overline{\text{NV\_CS}}$ , GPIO14 --- SRAM Chip Select, General Purpose I/O**

SRAM/FLASH chip select. This pin can act as a general-purpose input or output that can be individually configured and controlled by DSPC. *BIDIRECTIONAL - Default: OUTPUT*

#### **$\overline{\text{NV\_OE}}$ , GPIO15 --- SRAM Output Enable, General Purpose I/O**

SRAM/FLASH output enable. This pin can act as a general-purpose input or output that can be individually configured and controlled by DSPC. *BIDIRECTIONAL - Default: OUTPUT*

#### **$\overline{\text{NV\_WE}}$ , GPIO16 --- SRAM Write Enable, General Purpose I/O**

SRAM/FLASH write enable. This pin can act as a general-purpose input or output that can be individually configured and controlled by DSPC. *BIDIRECTIONAL - Default: OUTPUT*

#### **UHS2, CS\_OUT, GPIO17 --- Mode Select Bit 2, External Serial Memory Chip Select, General Purpose I/O**

DSPC control port mode select bit 2. This pin is sampled at the rising edge of  $\overline{\text{RESET}}$  and is one of three pins used to select the control port mode. In serial control port mode, this pin can serve as an output to provide the chip-select for a serial EEPROM. This pin can act as a general-purpose input or output that can be individually configured and controlled by DSPC. *BIDIRECTIONAL - Default: INPUT*

## IC BLOCK DIAGRAMS AND TERMINAL DESCRIPTIONS-12

### Q201: CS494003CQZ (Multi-Standard Audio Decoder)-11/11

#### **UHS0, GPIO18 --- Mode Select Bit 0, General Purpose I/O**

DSPC control port mode select bit 0. This pin is sampled at the rising edge of  $\overline{\text{RESET}}$  and is one of three pins used to select the control port mode. This pin can act as a general-purpose input or output that can be individually configured and controlled by DSPC.

*BIDIRECTIONAL - Default: INPUT*

#### **UHS1, GPIO19 --- Mode Select Bit 1, General Purpose I/O**

DSPC control port mode select bit 1. This pin is sampled at the rising edge of  $\overline{\text{RESET}}$  and is one of three pins used to select the control port mode. This pin can act as a general-purpose input or output that can be individually configured and controlled by DSPC.

*BIDIRECTIONAL - Default: INPUT*

#### **GPIO20 --- General Purpose I/O**

This pin can act as a general-purpose input or output that can be individually configured and controlled by DSPC. This pin has an internal pull-up.

*BIDIRECTIONAL - Default: INPUT*

#### **GPIO21 --- General Purpose I/O**

This pin can act as a general-purpose input or output that can be individually configured and controlled by DSPC. This pin has an internal pull-up.

*BIDIRECTIONAL - Default: INPUT*

#### **VDD [7:1] --- 2.5V Supply Voltage**

2.5V supply voltage.

#### **VSS --- 2.5V Ground**

2.5V ground.

#### **NC[5:1] --- No Connect**

Recommended tie to ground.

#### **VDDSD [4:1] --- 3.3V SDRAM / SRAM / EPROM Interface Supply**

3.3V SDRAM / SRAM / EPROM supply.

#### **VSSSD --- 3.3V SDRAM / SRAM / EPROM interface Ground**

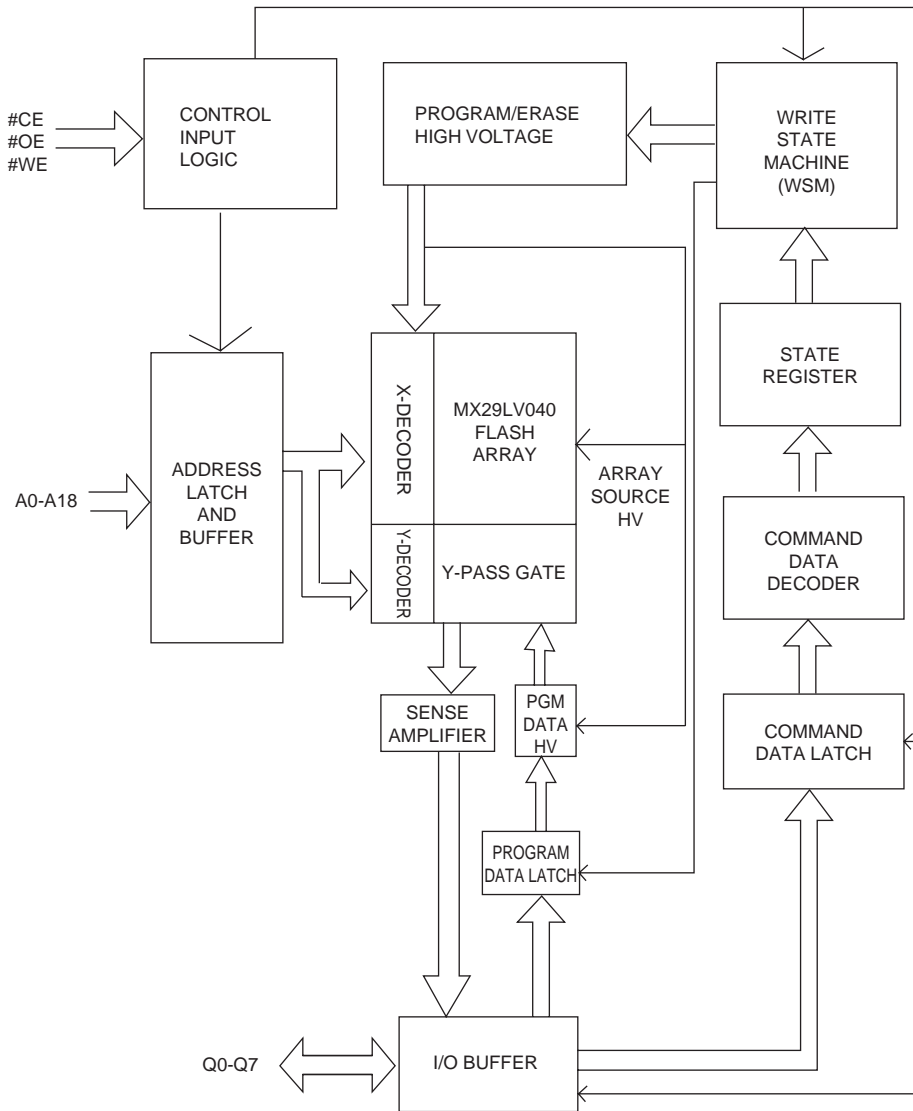
3.3V ground.




# IC BLOCK DIAGRAM AND TERMINAL DESCRIPTIONS-13

## Q281: MX26LV040 (4M-Bit CMOS Single Voltage 3V Only High Speed Flash Memory)

### BLOCK DIAGRAM



### PIN LAYOUT



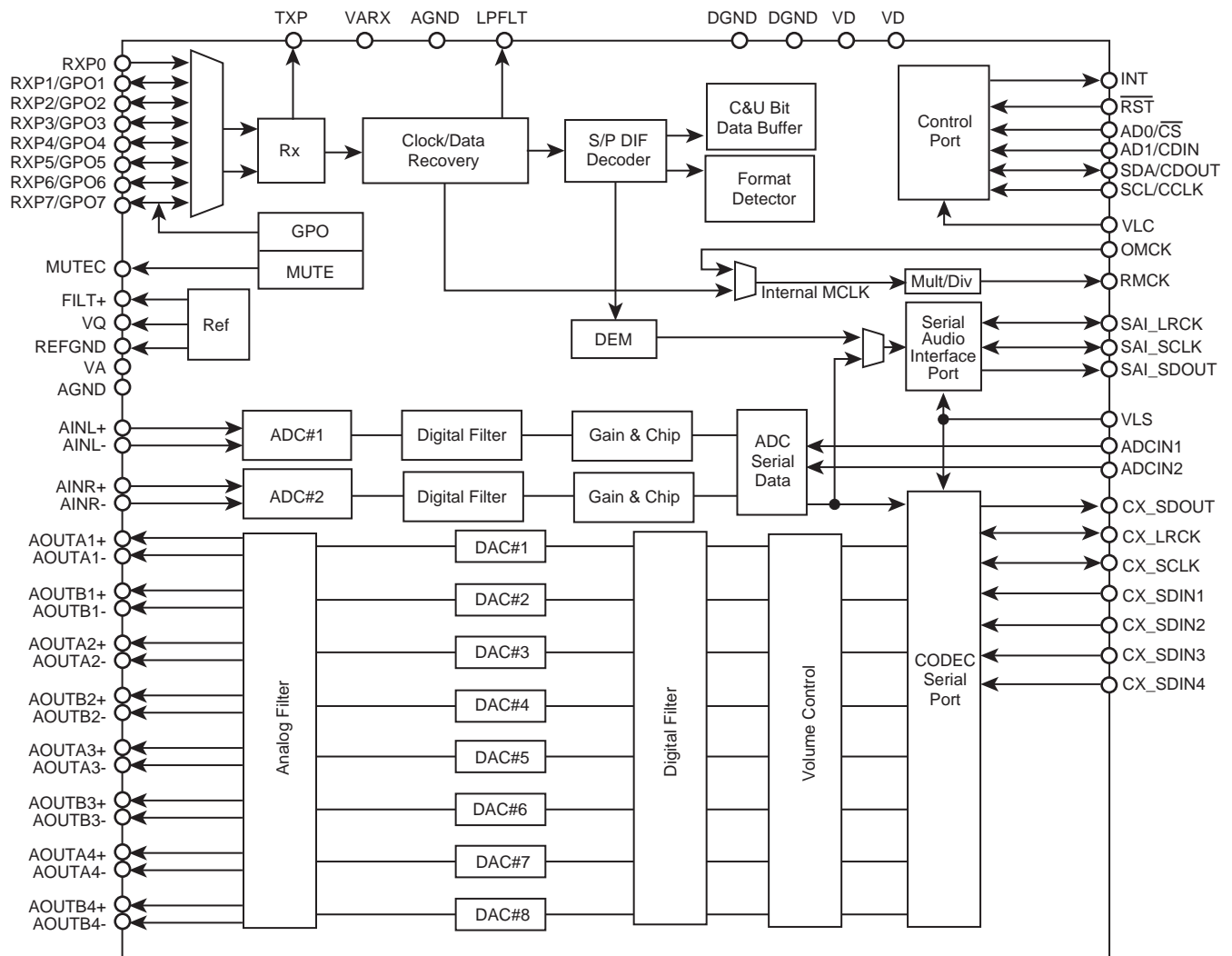
### TERMINAL DESCRIPTION

Pin Name	Description
A0~A18	Address Input
Q0~Q7	Data Input/Output
CE#	Chip Enable Input
WE#	Write Enable Input
OE#	Output Enable Input
GND	Ground Pin
VCC	+3.0V single power supply

## IC BLOCK DIAGRAMS AND TERMINAL DESCRIPTIONS-14

## Q421 : CS42518 (8-Ch Codec with S/PDIF Receiver)-1/4


## BLOCK DIAGRAM



## IC BLOCK DIAGRAMS AND TERMINAL DESCRIPTIONS-15

### Q421 : CS42518 (8-Ch Codec with S/PDIF Receiver)-2/4

#### PIN LAYOUT



#### TERMINAL DESCRIPTION

Pin Name	#	Pin Description
CX_SDIN1	1	Codec Serial Audio Data Input (Input) - Input for two's complement serial audio data.
CX_SDIN2	64	
CX_SDIN3	63	
CX_SDIN4	62	
CX_SCLK	2	CODEC Serial Clock (Input/Output) - Serial clock for the CODEC serial audio interface
CX_LRCK	3	CODEC Left Right Clock (Input/ Output) - Determines which channel, Left or Right, is currently active on the CODEC serial audio data line.
VD	4 51	Digital Power (Input) - Positive power supply for the digital section.
DGND	5 52	Digital Ground (Input) - Ground reference. Should be connected to digital ground.
VLC	6	Control Port Power (Input) - Determines the required signal level for the control port.
SCL/CCLK	7	Serial Control Port Clock (Input) - Serial clock for the serial control port. Requires an external pull-up resistor to the logic interface voltage in I2C mode as shown in the Typical Connection Diagram.
SDA/CDOUT	8	Serial Control Data (Input/Output) - SDA is a data I/O line in IC mode and requires an external pull-up resistor to the logic interface voltage, as shown in the Typical connection Diagram. CDOUT is the output data line for the control port interface in SPI mode.
AD1/CDIN	9	Address Bit 1 (I2C)/Serial Control Data (SPI) (Input) - AD1 a chip address pin in I2C mode; CDIN is the input data line for control port interface in SPI mode.

## IC BLOCK DIAGRAMS AND TERMINAL DESCRIPTIONS-16

### Q421 : CS42518 (8-Ch Codec with S/PDIF Receiver)-3/4

Pin Name	#	Pin Description
AD0/CS	10	Address Bit 0 (I2C)/Control Port Chip Select (SPI) (Input) - AD0 is a chip address pin in I2C mode; CS is the chip select signal in SPI mode.
INT	11	Interrupt (Output) - The CS42518 will generate an interrupt condition as per the Interrupt Mask register.
RST	12	Reset (Input) - The device enters a low power mode and all internal registers are reset to their default settings when low.
AINR-	13	Differential right Channel Analog Input (Input) - Signals are presented differentially to the delta-sigma modulators via the AINR+/- pins.
AINR+	14	
AINL-	15	Differential right Channel Analog Input (Input) - Signals are presented differentially to the delta-sigma modulators via the AINR+/- pins.
AINL+	16	
VQ	17	Quiescent Voltage (Output) - Filter connection for internal quiescent reference voltage.
FILT+	18	Positive Voltage Reference (Output) - Positive reference voltage for the internal sampling circuits.
REFGND	19	Reference Ground (Input) - Ground reference for the internal sampling circuits.
AOUTA1 +, -	36, 37	Differential Analog Output (Output) - The full-scale differential analog output level is specified in the Analog Characteristics specification table.
AOUTB1 +, -	35, 34	
AOUTA2 +, -	32, 33	
AOUTB2 +, -	31, 30	
AOUTA3 +, -	28, 29	
AOUTB3 +, -	27, 26	
AOUTA4 +, -	22, 23	
AOUTB4 +, -	21, 20	
VA	24	Analog Power (Input) - Positive power supply for the analog section.
VARX	41	
AGND	25 40	Analog Ground (Input) - Ground reference. Should be connected to analog ground.
MUTE	38	Mute Control (Output) - The Mute Control pin outputs high impedance following an initial power-on condition or whenever the PDN bit is set to a "1", forcing the codec into power-down mode. The signal will remain in a high impedance state as long as the part is in power-down mode. The Mute Control pin goes to the selected "active" state during reset, muting, or if the master clock to left/right clock frequency ratio is incorrect. This pin is intended to be used as a control for external mute circuits to prevent the clicks and pops that can occur in any single supply system. The use of external mute circuits are not mandatory but may be desired for designs requiring the absolute minimum in extraneous clicks and pops.
LPFLT	39	PLL Loop Filter (Output) - An RC network should be connected between this pin and ground.
RXP7/GPO7	42	S/PDIF Receiver Input/ General Purpose Output (Input/ Output) - Receiver inputs for S/PDIF encoded data. The CS42518 has an internal 8:2 multiplexer to select the active receiver port, according to the Receiver Mode Control 2 register. These pins can also be configured as general purpose output pins, ADC Overflow indicators or Mute Control outputs according to the RXP/General Purpose Pin Control registers.
RXP6/GPO6	43	
RXP5/GPO5	44	
RXP4/GPO4	45	
RXP3/GPO3	46	
RXP2/GPO2	47	
RXP1/GPO1	48	
RXP0	49	S/PDIF Receiver Input (Input) - Dedicated receiver input for S/PDIF encoded data.
TXP	50	S/PDIF Transmitter Output (Output) - S/PDIF encoded data output, mapped directly from one of the receiver inputs as indicated by the Receiver Mode Control 2 register.
VLP	53	Serial Port Interface Power (Input) - Determines the required signal level for the serial port interfaces.
SAI_SDOUT	54	Serial Audio Interface Serial Data Output (Output) - Output for two's complement serial audio PCM data from the S/PDIF incoming stream. This pin can also be configured to transmit the output of the internal and external ADCs.
RMCK	55	Recovered Master Clock (Output) - Recovered master clock output from the External Clock Reference

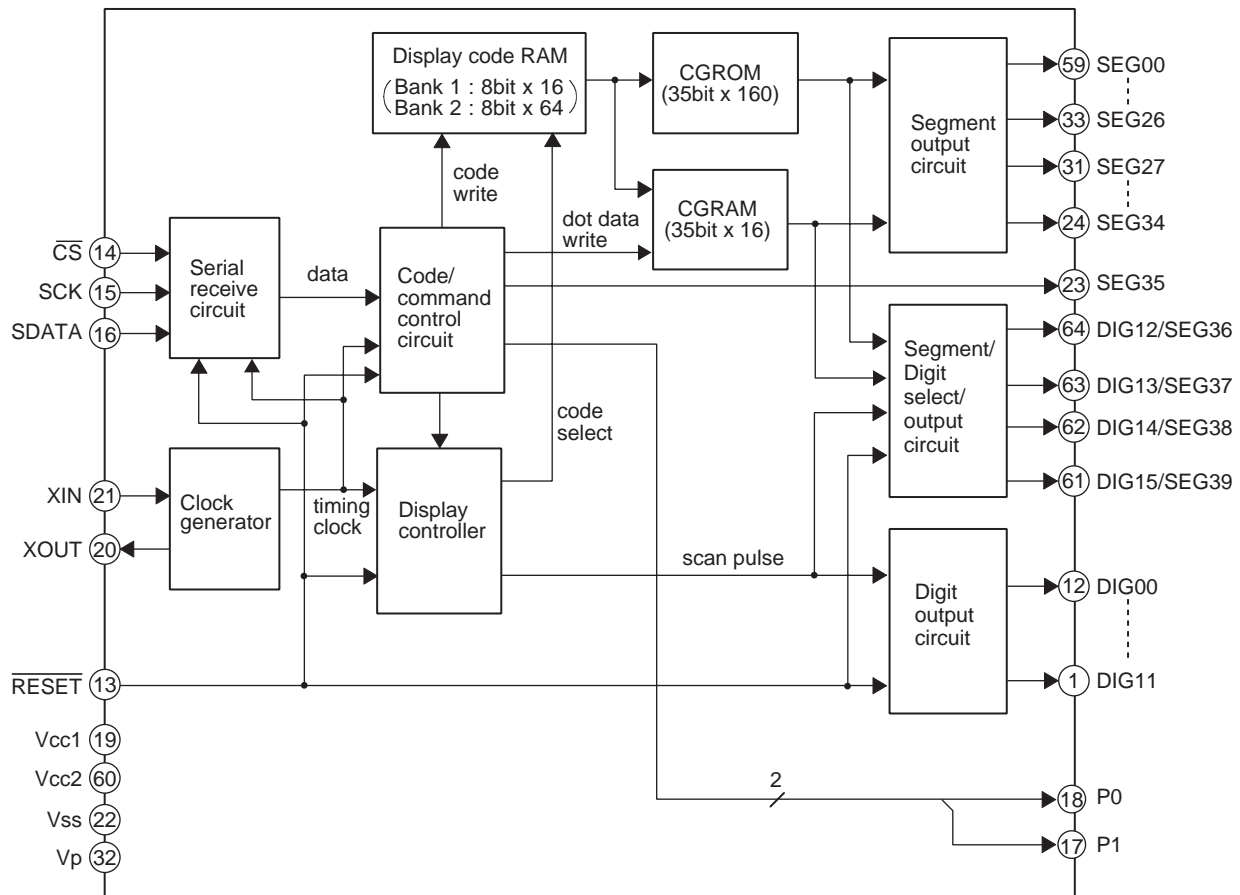
**IC BLOCK DIAGRAMS AND TERMINAL DESCRIPTIONS-17****Q421 : CS42518 (8-Ch Codec with S/PDIF Receiver)-4/4**

Pin Name	#	Pin Description
CL_SDOUT	56	CODEC Serial Data Output (Output) - Output for two's complement serial audio data the internal and external ADCs.
ADCIN1	58	External ADC Serial Input (Input) - The CS42518 provides for up two external stereo analog to digital converter inputs to provide a maximum of six channels on serial data output line when the CS42518 is placed in One Line mode.
ADCIN2	57	
OMCK	59	External Reference Clock (Input) - External clock reference that must be within the ranges specified in currently active on the serial audio data line.
SAI_LRCK	60	Serial Audio Interface Left/Right Clock (Input/Output) - Determines which channel, Left of Right, is currently active on the serial audio data line.
SAI_LRCK	61	Serial Audio Interface Serial Clock (Input/Output) - Serial clock for the Serial Audio Interface

# IC BLOCK DIAGRAM AND TERMINAL DESCRIPTIONS-18

## Q802: M66005 (FL tube driver)

### BLOCK DIAGRAM



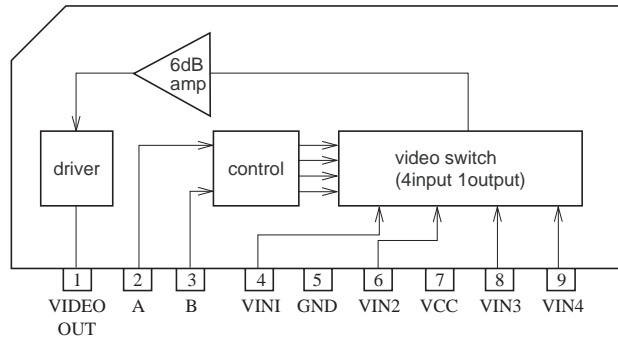
### TERMINAL DESCRIPTION

PIN NO.	SYMBOL	PIN NAME	DESCRIPTION
13	$\overline{\text{RESET}}$	Reset input	This pin is used to initialize the internal state of the M66004.
14	$\overline{\text{CS}}$	Chip select input	"L" : Communication with the MCU is possible. "H" : Any instruction from the MCU is neglected.
15	SCK	Shift clock input	At the rising edge from "L" to "H", input data is shifted.
16	SDATA	Serial data input	Character code or command data to display is input from MSB.
21, 20	XIN, XOUT	Clock input Clock output	This pin is used to connect a resistor and a capacitor externally to set oscillation frequency.
1~12 61~64	DIG00 ~ DIG15	Digit output	These pins are used to connect to digit pins of VFD.
23~31 33~59	SEG00 ~ SEG39	Segment output	These pins are used to connect to segment pins of VFD.
17, 18	P0, P1		Output port (static operation)
19	VCC1		Positive power supply for internal logic.
60	VCC2		Positive power supply for high-pressure-resistant output port.
22	VSS		GND
32	VP		Negative power supply for VFD drive.

# IC BLOCK DIAGRAM AND TERMINAL DESCRIPTIONS-19

## Q1503, Q1512, Q1513: LA7956 (Video switch)

### BLOCK DIAGRAM



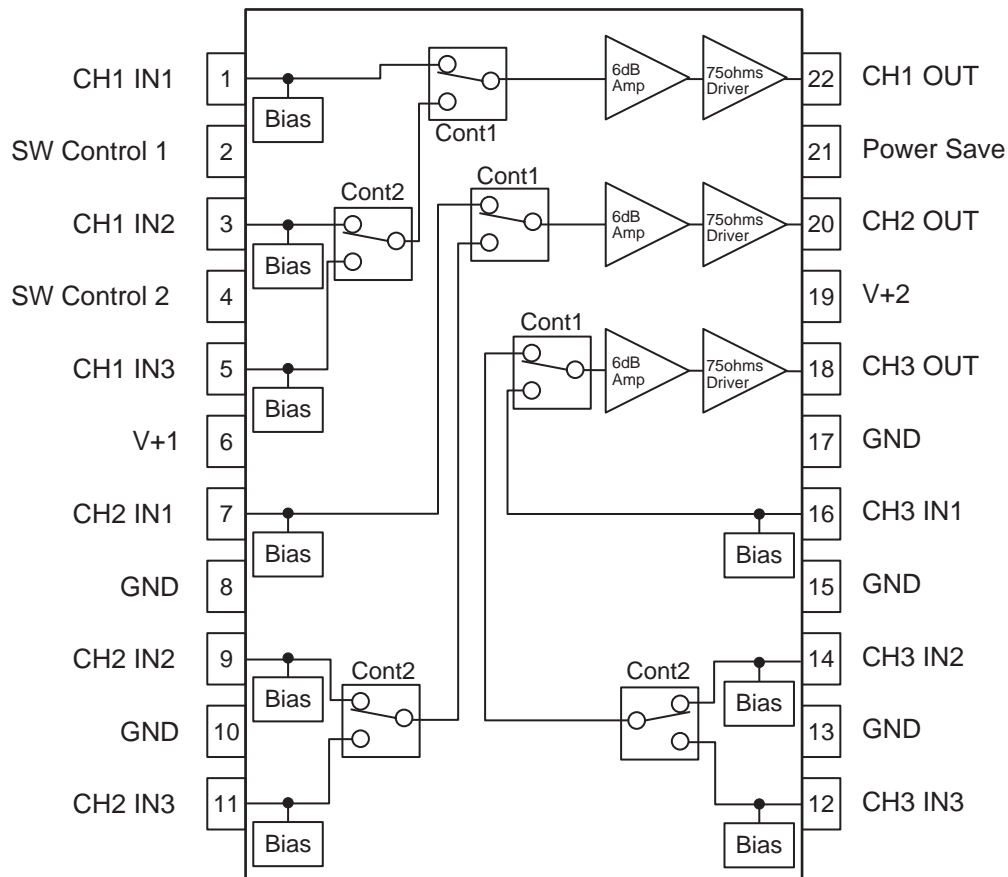
### TRUTH TABLE

S2 (Pin 2)	S3 (Pin 3)	Vin1 (Pin 4)	Vin2 (Pin 6)	Vin3 (Pin 8)	Vin4 (Pin 9)
H	H	ON	OFF	OFF	OFF
L	H	OFF	ON	OFF	OFF
H	L	OFF	OFF	ON	OFF
L	L	OFF	OFF	OFF	ON

## IC BLOCK DIAGRAMS AND TERMINAL DESCRIPTIONS-20

### Q1519: NJM2585L (WIDE BAND 3-INPUT 1-OUTPUT 3-CIRCUIT VIDEO AMPLIFIER)

#### BLOCK DIAGRAM



#### TRUTH TABLE

##### CONTROL TERMINAL

Parameter	Status	Note
Power Save	H	Power Save: OFF
	L	Power Save: ON
	OPEN	Power Save: ON

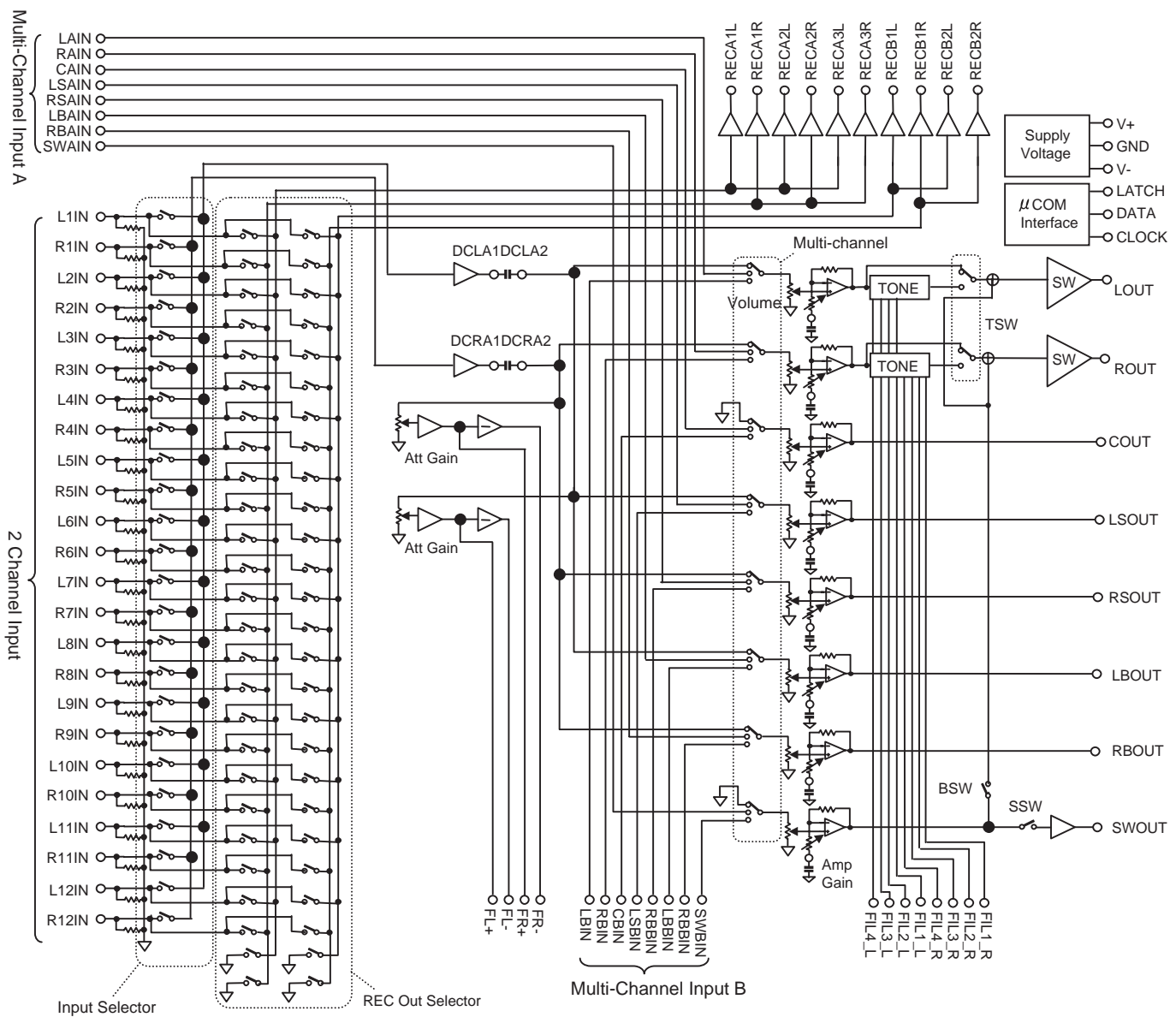
Parameter	Status		Note
SW Control	SW1	SW2	
	L, OPEN	X	IN1 (X=don't care)
	H	L, OPEN	IN2
	H	H	IN3



# IC BLOCK DIAGRAMS AND TERMINAL DESCRIPTIONS-21

## Q5501: NJW1157(8-CHANNEL ELECTRONIC VOLUME WITH INPUT SELECTOR)-1/2

### BLOCK DIAGRAM



## IC BLOCK DIAGRAMS AND TERMINAL DESCRIPTIONS-22

### Q5501: NJW1157(8-CHANNEL ELECTRONIC VOLUME WITH INPUT SELECTOR)-2/2

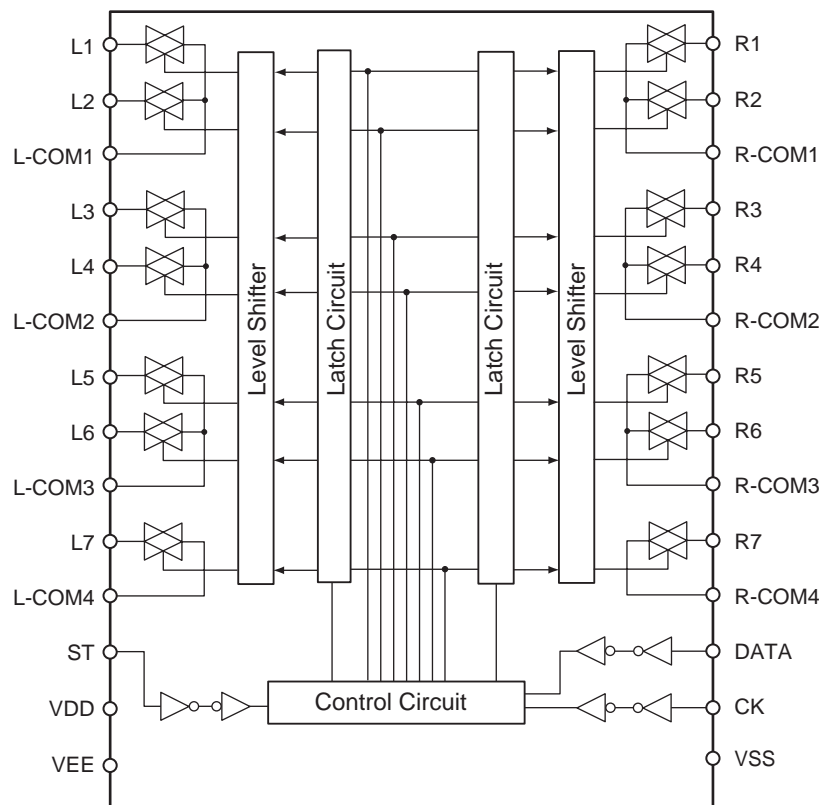
#### TERMINAL DESCRIPTION

No.	SYMBOL	FUNCTION	No.	SYMBOL	FUNCTION
1	LOUT	Lch output	51	L1IN	"Input selector" Lch input 1
2	ROUT	Rch output	52	R1IN	"Input selector" Rch input 1
3	COUT	Cch output	53	L2IN	"Input selector" Lch input 2
4	LSOUT	LSch output	54	R2IN	"Input selector" Rch input 2
5	RSOUT	RSch output	55	L3IN	"Input selector" Lch input 3
6	LBOUT	LBch output	56	R3IN	"Input selector" Rch input 3
7	RBOUT	RBch output	57	L4IN	"Input selector" Lch input 4
8	SWOUT	SWch output	58	R4IN	"Input selector" Rch input 4
9	DC_L1	Lch Bass filter DC cut capacitor output terminal	59	L5IN	"Input selector" Lch input 5
10	DC_L2	Lch Bass filter DC cut capacitor input terminal	60	R5IN	"Input selector" Rch input 5
11	FIL_BL	Lch Bass filter terminal	61	L6IN	"Input selector" Lch input 6
12	FIL_TL	Lch Treble filter terminal	62	R6IN	"Input selector" Rch input 6
13	DC_R1	Rch Bass filter DC cut capacitor output terminal	63	L7IN	"Input selector" Lch input 7
14	DC_R2	Rch Bass filter DC cut capacitor input terminal	64	R7IN	"Input selector" Rch input 7
15	FIL_BR	Rch Bass filter terminal	65	L8IN	"Input selector" Lch input 8
16	FIL_TR	Rch Treble filter terminal	66	R8IN	"Input selector" Rch input 8
17	N.C.	No Connect	67	L9IN	"Input selector" Lch input 9
18	N.C.	No Connect	68	R9IN	"Input selector" Rch input 9
19	V+	+ Power supply voltage input	69	L10IN	"Input selector" Lch input 10
20	V-	- Power supply voltage input	70	R10IN	"Input selector" Rch input 10
21	REC_A1L	"Input selector" Lch REC output A1	71	L11IN	"Input selector" Lch input 11
22	REC_A1R	"Input selector" Rch REC output A1	72	R11IN	"Input selector" Rch input 11
23	REC_A2L	"Input selector" Lch REC output A2	73	L12IN	"Input selector" Lch input 12
24	REC_A2R	"Input selector" Rch REC output A2	74	R12IN	"Input selector" Rch input 12
25	REC_A3L	"Input selector" Lch REC output A3	75	N.C.	No Connect
26	REC_A3R	"Input selector" Rch REC output A3	76	DGND	Digital Ground
27	REC_B1L	"Input selector" Lch REC output B1	77	DATA	Control data signal input
28	REC_B1R	"Input selector" Rch REC output B1	78	CLOCK	Clock signal input
29	REC_B2L	"Input selector" Lch REC output B2	79	LATCH	Latch signal input
30	REC_B2R	"Input selector" Rch REC output B2	80	LAIN	Multi-channel Lch input A
31	DCCAP_L	Switching noise rejection capacitor	81	RAIN	Multi-channel Rch input A
32	DCCAP_R	Switching noise rejection capacitor	82	CAIN	Multi-channel Cch input A
33	DCCAP_C	Switching noise rejection capacitor	83	LSAIN	Multi-channel LSch input A
34	GND	Ground	84	RSAIN	Multi-channel RSch input A
35	GND	Ground	85	LBAIN	Multi-channel LBch input A
36	DCCAP_LS	Switching noise rejection capacitor	86	RBAIN	Multi-channel RBch input A
37	DCCAP_RS	Switching noise rejection capacitor	87	SWAIN	Multi-channel SWch input A
38	DCCAP_LB	Switching noise rejection capacitor	88	LBIN	Multi-channel Lch input B
39	DCCAP_RB	Switching noise rejection capacitor	89	RBIN	Multi-channel Rch input B
40	DCCAP_SW	Switching noise rejection capacitor	90	CBIN	Multi-channel Cch input B
41	DCL_OUT	"Input selector" Lch output	91	LSBIN	Multi-channel LSch input B
42	DCL_IN	"Multi-channel selector" Lch input	92	RSBIN	Multi-channel RSch input B
43	DCR_OUT	"Input selector" Rch output	93	LBBIN	Multi-channel LBch input B
44	DCR_IN	"Multi-channel selector" Rch input	94	RBBIN	Multi-channel RBch input B
45	FL+	"Input selector gain control" Lch no-inverted output	95	SWBIN	Multi-channel SWch input B
46	FL-	"Input selector gain control" Lch inverted output	96	GND	Ground
47	FR+	"Input selector gain control" Rch no-inverted output	97	GND	Ground
48	FR-	"Input selector gain control" Rch inverted output	98	VSSOUT2	Internal Digital -Power Supply Output 2
49	VDDOUT	Internal Digital +Power Supply Output	99	VDDOUT2	Internal Digital +Power Supply Output 2
50	VSSOUT	Internal Digital -Power Supply Output	100	TCCAP	Switching noise rejection capacitor

## IC BLOCK DIAGRAMS AND TERMINAL DESCRIPTIONS-23

### Q5502: NJU7311AM (Analog Function Switch)

#### BLOCK DIAGRAM



#### TERMINAL DESCRIPTION

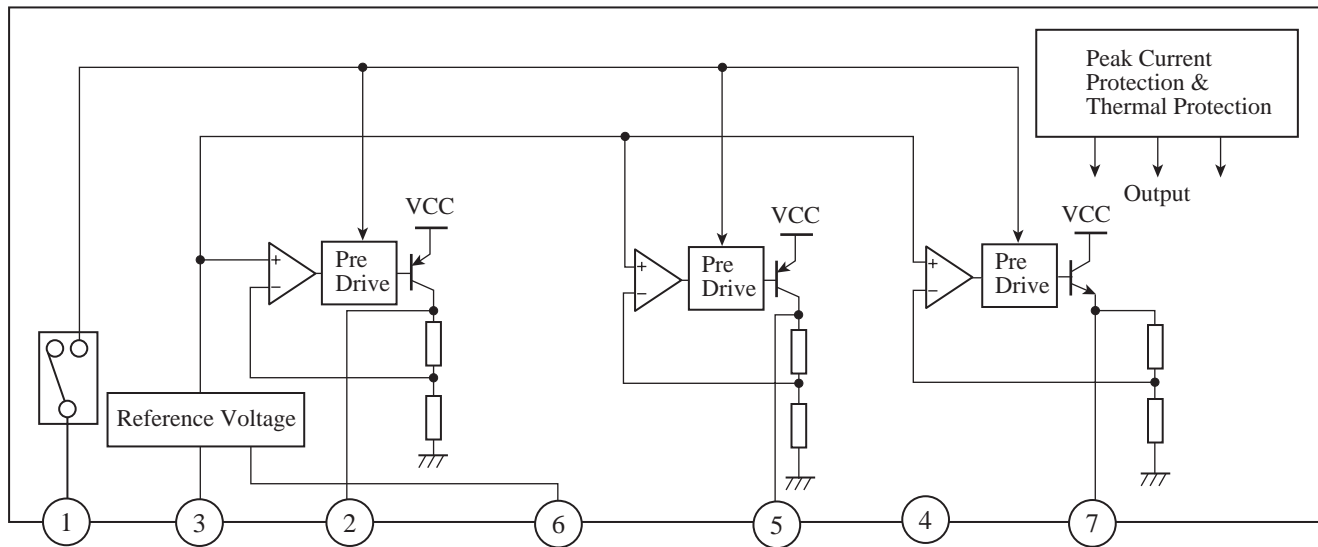
Pin No.	Pin Name	Description
1	VEE	Negative Voltage Supply
2	L1	Analog switch input/output
3	L2	Analog switch input/output
4	L-COM1	L1, L2, Common
5	L3	Analog switch input/output
6	L4	Analog switch input/output
7	L-COM2	L3, L4 common
8	L5	Analog switch input/output
9	L6	Analog switch input/output
10	L-COM3	L5, L6 Common
11	L7	Analog switch input/output
12	L-COM4	L7 Common
14	ST	Chip enable
15	VSS	GND

Pin No.	Pin Name	Description
16	CK	Clock input
17	DATA	Data input
19	R-COM4	R7 Common
20	R7	Analog switch input/output
21	R-COM3	R5, R6 Common
22	R6	Analog switch input/output
23	R5	Analog switch input/output
24	R-COM2	R3, R4 Common
25	R4	Analog switch input/output
26	R3	Analog switch input/output
27	R-COM1	R1, R2, Common
28	R2	Analog switch input/output
29	R1	Analog switch input/output
30	VDD	Positive voltage supply

## IC BLOCK DIAGRAMS AND TERMINAL DESCRIPTIONS-24

### Q5640: AN34060A (3 Output Voltage Regulator)

#### BLOCK DIAGRAM

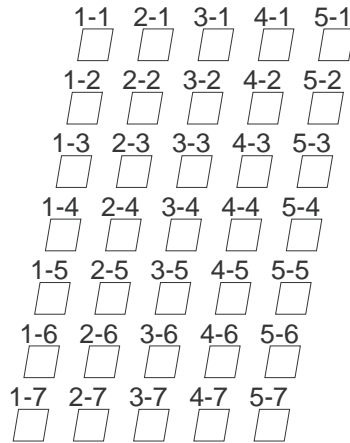
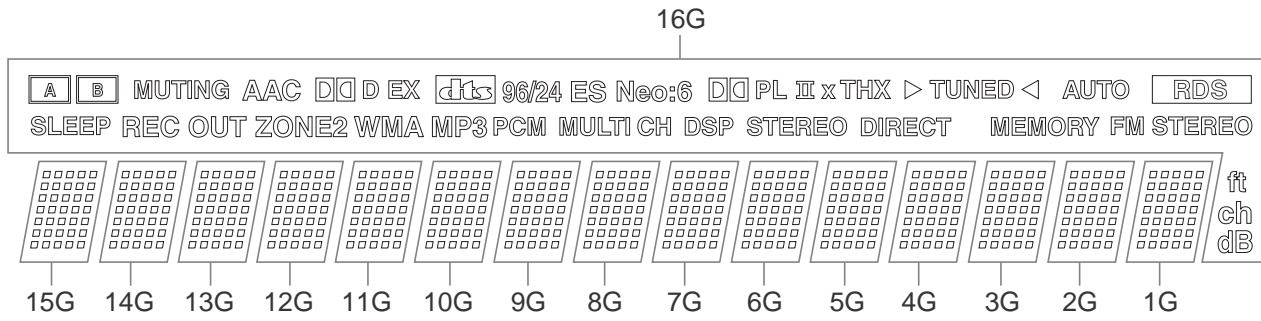


#### TERMINAL DESCRIPTION

Pin No.	Description	Function
1	MODE 1	WHEN MODE 1 pin is 5V, REG 1 output is "H".
2	REG 1	WHEN MODE 1 pin is "H", REG 1 output is 5.0V ( $I_{o1(peak)} = 300\text{mA min.}$ ).
3	VCC	Connected to Power supply
4	GND	Connected to IC substrate
5	REG 2	WHEN MODE 1 pin is "H", REG 2 output is 3.3V ( $I_{o2(peak)} = 200\text{mA min.}$ ).
6	VCC	Connected to Power supply
7	REG 3	WHEN MODE 1 pin is "H", REG 3 output is 2.5V ( $I_{o3(peak)} = 600\text{mA min.}$ ).

# FL TUBE VIEW

## Q801: 16BT127GNK



(1G-15G)

	16G	15G-1G
P1	A	1-1
P2	B	2-1
P3	SLEEP	3-1
P4	MUTING	4-1
P5	REC OUT	5-1
P6	ZONE2	1-2
P7	D	2-2
P8	D	3-2
P9	dts	4-2
P10	ES	5-2
P11	AAC	1-3
P12	MP3	2-3
P13	PCM	3-3
P14	Neo:6	4-3
P15	D D PL	5-3
P16	II	1-4
P17	MULTI CH	2-4
P18	DSP	3-4

	16G	15G-1G
P19	STEREO	4-4
P20	DIRECT	5-4
P21	-	1-5
P22	> TUNED <	2-5
P23	TUNED	3-5
P24	MEMORY	4-5
P25	AUTO	5-5
P26	FM STEREO	1-6
P27	RDS	2-6
P28	ft	3-6
P29	ch	4-6
P30	dB	5-6
P31	THX	1-7
P32	EX	2-7
P33	96/24	3-7
P34	X	4-7
P35	WMA	5-7

## MICROPROCESSOR TERMINAL DESCRIPTIONS-1

### Q701: M30622MGP-236FPU0

Pin No.	Pin name	I/O	Act.	Description
1	FLDSDO	O	H	Output serial data for control of FL driver IC.
2	FLDCLK	O	CLK	Output serial clock for control of FL driver IC.
3	FLDCS	O	H	Output chip select for FL driver IC.
4	~FLDRST	O	L	Output reset signal for FL driver IC.
5	FSWSDO	O	H	Output serial data for control of function switch (NJU7311).
6	FSWSTB	O	H	Output strobe for control of function switch (NJU7311).
7	FSWCLK	O	H	Output serial clock for control of function switch (NJU7311).
8	BYTE	---	---	Select of external bus width. Connect to ground.
9	CNVSS	---	---	Select of processor mode.
10	COMPA	O	L	Output control signal for relay of component video selector.
11	COMPB	O	L	Output control signal for relay of component video selector.
12	~RESET	I	L	Input signal for system reset.
13	XOUT	---	---	Connected to oscillator.
14	VSS	---	---	Ground.
15	XIN	---	---	Connected to oscillator.
16	VCC1	---	---	Power supply.
17	~NMI	I	L	Not used.
18	---	I	L	Not used.
19	~REMIN	I	L	Input signal from remote sensor.
20	POFF	I	H	Input signal of power failure detection.
21	DIRINT1	I	H	Not used.
22	DIRINT0	I	H	Input signal of interrupt request detection of DSP C.
23	~DIRCS	O	L	Output signal for chip select of DIR/CODEC.
24	~DIRRST	O	L	Output signal for reset of DIR/CODEC.
25	~DSPFCS	O	L	Output signal for chip select of DSP A/B.
26	~DSPCS	O	L	Output signal for chip select of DSP C.
27	VMUTMON	O	L	Output control signal for video mute of monitor out.
28	VMUTV1	O	L	Output control signal for video mute of video-1.
29	VCTRLA	O	H	Output control signal of video switch IC.
30	VCTRLB	O	H	Output control signal of video switch IC.
31	FTXD	O	H	For writing of flash microprocessor.
32	FRXD	I	H	For writing of flash microprocessor.
33	FCLK	O	CLK	For writing of flash microprocessor.
34	FBUSY	O	H	Output reset signal for DSPIC.
35	DIGSDO	O	H	Output signal for serial communications with DIR/ CODEC/DSP IC.
36	DIGSDI	I	H	Input signal for serial communications with DIR/ CODEC/DSP IC.
37	DIGCLK	O	CLK	Output clock for serial communications with DIR/ CODEC/DSP IC.
38	DSPBUSY	I	H	Input signal of detect busy signal of DSP C.
39	~DSPINT	I	L	Input signal of detect interrupt request signal of DSP C.
40	~DSPFINT	I	L	Input signal of detect interrupt request signal of DSP AB.
41	~FEPM	O	H	For writing of flash microprocessor.
42	~DSPRST	O	L	Output reset signal for DSP IC.
43	VOLSTB	O	H	Output strobe for control of volume IC.
44	VOLCLK	O	CLK	Output serial clock for control of volume IC.
45	VOLDAT	O	H	Output serial data for control of volume IC.
46	~FCE	I	H	For writing of flash microprocessor.
47	---	O	H	Not used.
48	---	O	H	Not used.
49	AMUT	O	H	Output signal of audio mute.
50	SPRLB	O	H	Output control signal for relay drive of speakers-B.

## MICROPROCESSOR TERMINAL DESCRIPTIONS-2

## Q701: M30622MGP-236FPU0

Pin No.	Pin name	I/O	Act.	Description
51	SPRLSB	O	H	Output control signal for relay drive of surround back speakers.
52	SPRLCS	O	H	Output control signal for relay drive of center and surround speakers.
53	SPRLF/SPRLSW	O	H	Output control signal for relay drive of front speakers.
54	TUMUT	O	H	Output signal of tuner mute.
55	PLLCE	O	H	Output chip enable for PLL IC of tuner.
56	PLLSDO	O	H	Output serial data for PLL IC of tuner.
57	PLLCLK	O	CLK	Output serial clock for PLL IC of tuner.
58	~STEREO/PLLSDI	I	L	Input detection of stereo signal, and serial data of PLL IC.
59	~SD	I	L	Input detection signal of demodulation of tuner.
60	VPOWER	O	H	Output control signal of power supply of the video circuit.
61	APOWER	O	H	Output control signal of main power supply.
62	VCC2	---	---	Power supply.
63	SEC1H	O	H	Output control signal for power supply of amplifier section.
64	VSS	---	---	Ground.
65	VOLH	I	A/D	Input detection signal of speaker output level.
66	THERMAL	I	A/D	Input detection signal of thermal detection.
67	PROTECT	I	H	Input detection signal of over current of speaker output.
68	FANCTRL	O	L	Output control signal of cooling fan. Function control.
69	FANH	O	L	Output control signal of cooling fan. Speed control.
70	NU	---	---	Not used.
71	RDSDAT	I	H	Input serial data of RDS. MPP (European model) only.
72	RDSSIG	I	H	Input detection signal of demodulation of RDS. MPP (European model) only.
73	SYSIN	I	H	Input signal of RI (system control).
74	NU	---	---	Not used.
75	~RDSCLK	I	L	Input serial clock of RDS. MPP (European model) only.
76	~SYSOUT	O	L	Output signal of RI (system control).
77	LEDPURE	O	H	Output control signal of Pure Audio LED. Except MDD (USA model).
78	NU	---	---	Not used.
79	~LEDSTBY	O	L	Output control signal of Standby LED.
80	HPRL	O	H	Output control signal for relay drive of headphone.
81	HPDET	I	H	Input detection signal of headphone state.
82	NU	---	---	Not used.
83	VOLB	I	H	Input signal of rotary encoder.
84	VOLA	I	H	Input signal of rotary encoder.
85	INIT3	I	A/D	For initial setting-3.
86	INIT2	I	A/D	For initial setting-2.
87	INIT1	I	A/D	For initial setting-1.
88	BAND	I	A/D	For initial setting of tuner band and step.
89	~KEYINT3	I	L	Input signal of operation keys.
90	~KEYINT2	I	L	Input signal of operation keys.
91	~KEYINT1	I	L	Input signal of operation keys.
92	~KEYINT0	I	L	Input signal of operation keys.
93	KEY3	I	A/D	Input signal of operation keys.
94	KEY2	I	A/D	Input signal of operation keys.
95	KEY1	I	A/D	Input signal of operation keys.
96	AVSS	---	---	Ground for A/D.
97	KEY0	I	A/D	Input signal of operation keys.
98	VREF	---	---	Power supply for reference of A/D.
99	AVCC	---	---	Power supply.
100	NU	---	---	Not used.

## ADJUSTMENT PROCEDURE-1

### IDLING CURRENT ADJUSTMENT

#### [When]

Exchange Power transistor (Q6051 - Q6066) and Amplifier PC board (NAAF-8523).

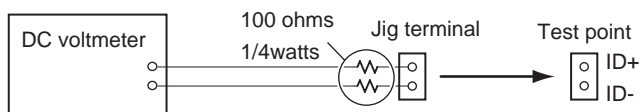
#### [Procedure]

<Note> No load and No signal

Refer to <Fig-1> in " ADJUSTMENT PROCEDURES-2 " about the adjustment points and the test points.

1. Before idling adjustment, turn the trimming resistors to counter clockwise.
2. Connect the DC voltmeter to test points.

Connect 100 ohm resistance near the terminal of the two poles of a Jig terminal.



3. Connect the AC power cord to wall outlet.
4. Press the STANDBY/ON button into the power on.
5. Adjust the trimming resistors as following procedure immediately after power on.

Channel	Mark	Adjustment point (Trimming resistor)	Measuring point (Test point)	Adjustment value
Left	L	R6040	P6080	2.5 mV
Right	R	R6041	P6081	2.5 mV
Center	C	R6042	P6082	2.5 mV
Surround Left	SL	R6043	P6083	1.5 mV
Surround Right	SR	R6044	P6084	1.5 mV
Surround Back Left	SBL	R6045	P6085	1.5 mV
Surround Back Right	SBR	R6046	P6086	1.5 mV

6. Wait for 4 - 6 minutes. (Heat running)
7. Re-adjust the trimming resistors as following procedure.

Channel	Adjustment point	Measured value	Adjustment value	Specifications (* In a stable state)
Left, Right and Center	R6040, R6041 and R6042	In case below 9 mV	→ 9 mV	12 +/- 3 mV
		In case 9 - 11 mV	→ Leave it as it is	
		In case over 11 mV	→ 11 mV	
Surround Left Surround Right Surround Back Left Surround Back Right	R6043, R6044, R6045 and R6046	In case below 6 mV	→ 6 mV	9 +/- 3 mV
		In case 6 - 8 mV	→ Leave it as it is	
		In case over 8 mV	→ 8 mV	

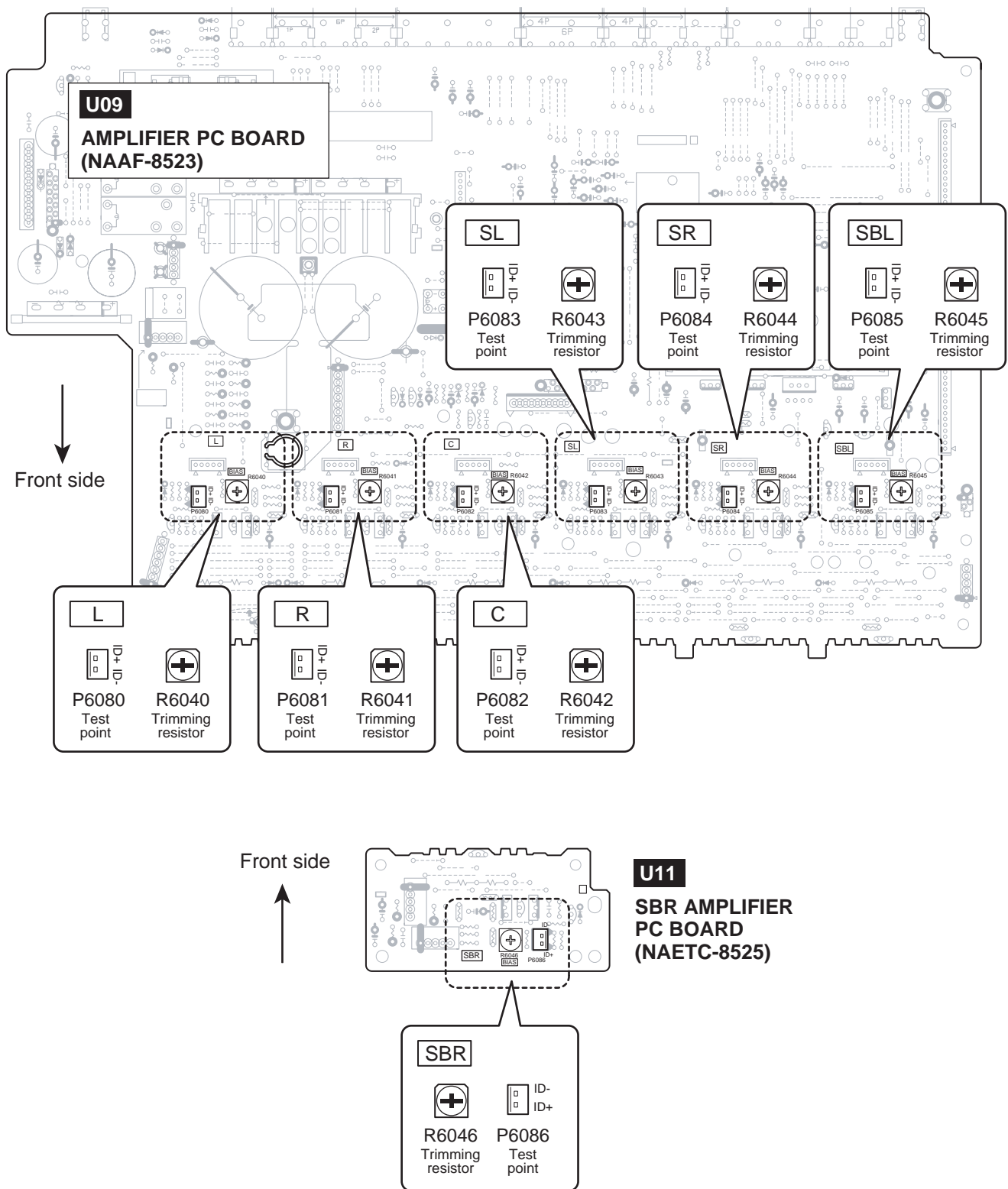
8. Disconnect the DC voltmeter.
9. Press the STANDBY/ON button into the power off.
10. Disconnect the AC power cord.

\* Idling current are stabilized in about 10 minutes after a power supply ON.

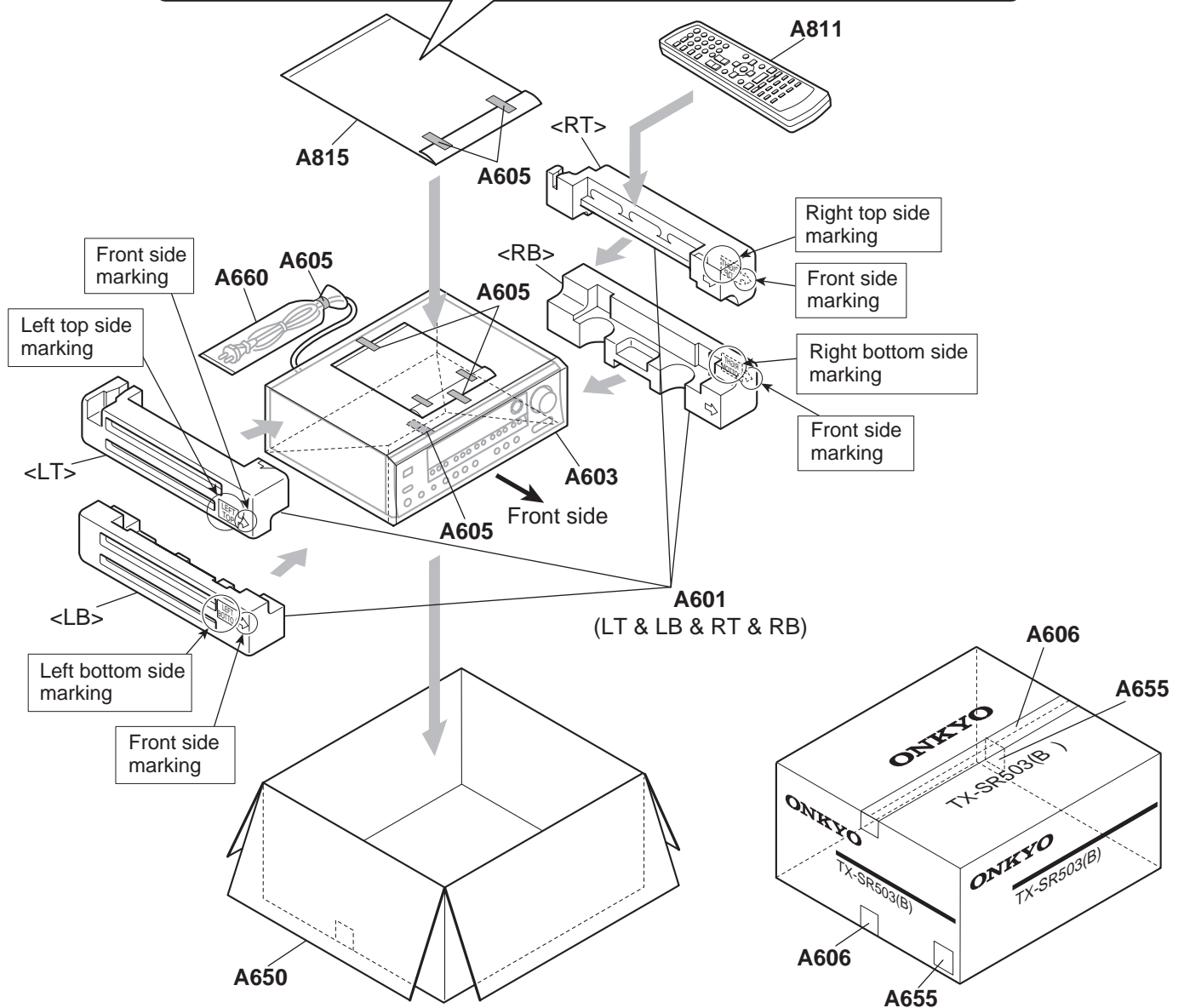
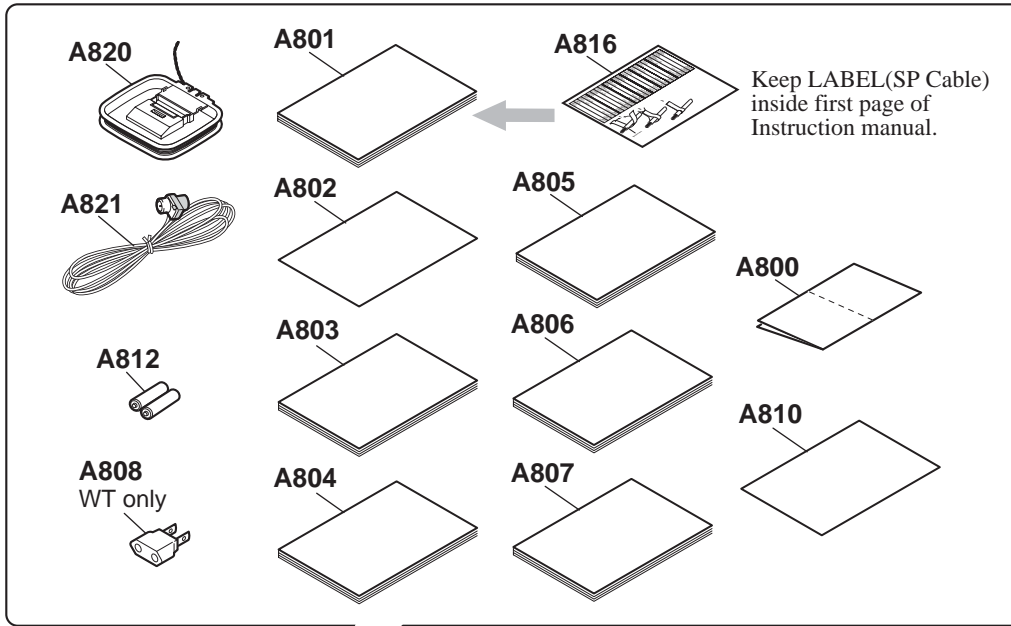


# ADJUSTMENT PROCEDURE-2 IDLING CURRENT ADJUSTMENT

<Fig-1>



# PACKING PROCEDURE



**TX-SR503/503E/8350**

NOTE : THE COMPONENTS IDENTIFIED BY THE MARK  
! ARE CRITICAL FOR RISK OF FIRE AND  
ELECTRIC SHOCK. REPLACE ONLY WITH PART  
NUMBER SPECIFIED.

**<Notes>**

(B) : Black model only  
(S) : Silver model only  
(G) : Golden model only

<DD> : TA-SR503 USA model only  
<DC> : TX-SR503 Canadian model only  
<PP> : TX-SR503E European model only  
<PA> : TX-SR503 Australian model only  
<WT> : TX-SR503 World wide model only  
<GR> : TX-SR503 Chinese model only  
<GQ> : TX-SR503 Hong kong model only  
<GK> : TX-SR503 Korean model only  
<8350> : TX-SR8350 Chinese model only

**EXPLODED VIEW PARTS LIST**

	REF. NO.	NAME	DESCRIPTION	Q'TY	PART NO	REMARKS
EXP	A001	F BRACKET	TX-SR503(B)MDD	1	27111389	(B)
EXP	A001	F BRACKET	TX-SR503(S)MDC	1	27111391	(S)
EXP	A001	F BRACKET	TX-SR503(G)MGR	1	27111394	(G)
EXP	A002	SCREW	3TTB+8B(CU)SR	54	801618	
EXP	A005	KNOB	(SEL-L)	1	28326308	(B)
EXP	A005	KNOB	(SEL-L)	1	28326311	(S)
EXP	A005	KNOB	(SEL-L)	1	28326310	(G)
EXP	A006	KNOB	(SEL-R)	1	28326312	(B)
EXP	A006	KNOB	(SEL-R)	1	28326315	(S)
EXP	A006	KNOB	(SEL-R)	1	28326314	(G)
EXP	A007	FACET	(ST)	1	28198998A	
EXP	A013	WIRE TIE	BSK-1	12	260208	
EXP	A014	CLIP	CS-1U	2	27255004	
EXP	A015	CHASSIS	---	1	27100460A	
EXP	A017	TAPE	TAPE(CLOTH-16U)	(1)	29110083	
EXP	A018	HOLDER	KGLS-22S	1	27190369	
EXP	A020	HOLDER	KGLS-14RT	3	27190524	
EXP	A021	HOLDER	HOLDER	2	27190991	
EXP	A022	BRACKET	(B)	1	27130987	
EXP	A030	SCREW	4TTC+8C(3BC)	4	830440089GR	
EXP	A033	LABEL	(PT)	1	29363379-1	
EXP	A041	BUSHING	S-RELIEF #2271	1	27300750	!
EXP	A043	HEAT SINK	AS	1	27160564A	
EXP	A044	TAPE	TAPE(CLOTH-16U)	(1)	29110083	
EXP	A046	BRACKET	BRACKET	2	27130745	
EXP	A049	SCREW	3SMH10W.SW+15B(CU)	14	801606	
EXP	A050	IB CUSHION	W15x3t TAPE	(1)	28141585	
EXP	A051	TAPE	TAPE(CLOTH-16U)	(1)	29110083	
EXP	A052	BRACKET	(U)	1	27130986A	
EXP	A054	CUSHION	(RE)	1	28141632	
EXP	A056	CUSHION	t3x50x10	1	28141563	
EXP	A060	COVER	---	1	28184920	(B)
EXP	A060	COVER	---	1	28184926	(S)

EXP	A060	COVER	---	1	28184922	(G)
EXP	A061	SCREW	3TTB+8B(BC)	6	838430088GR	(B)
EXP	A061	SCREW	3TTB+8B(3CM)	6	838130088GR	(S), (G)
EXP	A062	CUSHION	t3x50x10	1	28141563	
EXP	A063	TAPE	TAPE(CLOTH-16U)	(1)	29110083	
EXP	A064	LEG	LEG	4	27175319B	
EXP	A066	CUSHION	---	8	28141494	
EXP	A068	SCREW	3TTB+8B(BC)	50	838430088GR	
EXP	A070	CLEAR PLT	---	1	28192064A	(B)
EXP	A070	CLEAR PLT	---	1	28192065A	(S)
EXP	A070	CLEAR PLT	---	1	28192065A	(G)
EXP	A071	CUSHION	---	1	28141631	
EXP	A073	F PANEL	TX-SR503(B)MDD	1	27212752A	(B), <DD>
EXP	A073	F PANEL	TX-SR503(B)MDD	1	27212752A	(B), <DC>
EXP	A073	F PANEL	TX-SR503E(B)MPP	1	27212754A	(B), <PP>
EXP	A073	F PANEL	TX-SR503(B)MPA	1	27212756A	(B), <PA>
EXP	A073	F PANEL	TX-SR503(B)MPA	1	27212756A	(B), <WT>
EXP	A073	F PANEL	TX-SR503(S)MDC	1	27212753A	(S), <DC>
EXP	A073	F PANEL	TX-SR503(S)MWT	1	27212757A	(S), <PA>
EXP	A073	F PANEL	TX-SR503(S)MWT	1	27212757A	(S), <WT>
EXP	A073	F PANEL	TX-SR503E(S)MPP	1	27212755A	(S), <PP>
EXP	A073	F PANEL	TX-SR503(S)MWT	1	27212757A	(S), <GR>
EXP	A073	F PANEL	TX-SR503(G)MWT	1	27212758A	(G), <GQ>
EXP	A073	F PANEL	TX-SR503(G)MWT	1	27212758A	(G), <WT>
EXP	A073	F PANEL	TX-SR503(G)MWT	1	27212758A	(G), <GR>
EXP	A073	F PANEL	TX-SR503(G)MWT	1	27212758A	(G), <GK>
EXP	A073	F PANEL	TX-SR8350(G)MGR	1	27212762A	<8350>
EXP	A077	BADGE	---	1	28135244	(B)
EXP	A077	BADGE	---	1	28135298	(S)
EXP	A077	BADGE	---	1	28135245	(G)
EXP	A081	FACET	---	1	28191920	
EXP	A093	REAR PANEL	TX-SR503MDD	1	27123411	<DD>
EXP	A093	REAR PANEL	TX-SR503MDD	1	27123411	<DC>
EXP	A093	REAR PANEL	TX-SR503EMPP	1	27123412	<PP>
EXP	A093	REAR PANEL	TX-SR503MPA	1	27123416	<PA>
EXP	A093	REAR PANEL	TX-SR503MWT	1	27123414	<WT>
EXP	A093	REAR PANEL	TX-SR503MGR	1	27123415	<GR>
EXP	A093	REAR PANEL	TX-SR503MGQ	1	27123417	<GQ>
EXP	A093	REAR PANEL	TX-SR503MGK	1	27123413	<GK>
EXP	A093	REAR PANEL	TX-SR8350MGR	1	27123419	<8350>
EXP	A095	TAPE	(CLOTH-16U)	(1)	29110083	
EXP	A098	HOLDER	(OUTLET)	1	27191143	<GR>
EXP	A098	HOLDER	(OUTLET)	1	27191143	<8350>
EXP	A102	LABEL	(COVER)	1	29364123	
EXP	A109	LABEL	HOOKUP-ONKYO	1	29363194	<DD, DC>
EXP	A110	KNOB	(VOL)AS	1	28326197	(B)
EXP	A110	KNOB	(VOL)AS	1	28326255	(S)
EXP	A110	KNOB	(VOL)AS	1	28326199	(G)
EXP	F901	FUSE	8A-UL	1	252198	!, <DD>
EXP	F901 or	FUSE	8A-T/UL-ST2	(1)	252261	!, <DD>
EXP	F901	FUSE	8A-UL	1	252198	!, <DC>

EXP	F901 or	FUSE	8A-T/UL-ST2	(1)	252261	!, <DC>
EXP	F901	FUSE	4A-SE-EAK FUSE	1	252077	!, <WT>
EXP	F901 or	FUSE	4A-SE-TL250V	(1)	252243	!, <WT>
EXP	F901 or	FUSE	4A-SE-TL250V	(1)	252277	!, <WT>
EXP	F901C	LABEL	T4AL250V	1	29361732A	<WT>
EXP	F902	FUSE	4A-SE-EAK FUSE	1	252077	!, <PP>
EXP	F902 or	FUSE	4A-SE-TL250V	(1)	252243	!, <PP>
EXP	F902 or	FUSE	4A-SE-TL250V	(1)	252277	!, <PP>
EXP	F902	FUSE	4A-SE-EAK FUSE	1	252077	!, <PA>
EXP	F902 or	FUSE	4A-SE-TL250V	(1)	252243	!, <PA>
EXP	F902 or	FUSE	4A-SE-TL250V	(1)	252277	!, <PA>
EXP	F902	FUSE	4A-SE-EAK FUSE	1	252077	!, <WT>
EXP	F902 or	FUSE	4A-SE-TL250V	(1)	252243	!, <WT>
EXP	F902 or	FUSE	4A-SE-TL250V	(1)	252277	!, <WT>
EXP	F902	FUSE	4A-SE-EAK FUSE	1	252077	!, <GR, GQ, GK>
EXP	F902 or	FUSE	4A-SE-TL250V	(1)	252243	!, <GR, GQ, GK>
EXP	F902 or	FUSE	4A-SE-TL250V	(1)	252277	!, <GR, GQ, GK>
EXP	F902	FUSE	4A-SE-EAK FUSE	1	252077	!, <8350>
EXP	F902 or	FUSE	4A-SE-TL250V	(1)	252243	!, <8350>
EXP	F902 or	FUSE	4A-SE-TL250V	(1)	252277	!, <8350>
EXP	F903	FUSE	5A-UL/T-237	1	252164	!, <DD>
EXP	F903 or	FUSE	5A-T/UL-ST2	(1)	252258	!, <DD>
EXP	F903	FUSE	5A-UL/T-237	1	252164	!, <DC>
EXP	F903 or	FUSE	5A-T/UL-ST2	(1)	252258	!, <DC>
EXP	F903	FUSE	2.5A-SE-EAK FUSE	1	252075	!, <PP>
EXP	F903 or	FUSE	2.5A-SE-TL250V	(1)	252241	!, <PP>
EXP	F903 or	FUSE	2.5A-SE-TL250V	(1)	252275	!, <PP>
EXP	F903	FUSE	2.5A-SE-EAK FUSE	1	252075	!, <PA>
EXP	F903 or	FUSE	2.5A-SE-TL250V	(1)	252241	!, <PA>
EXP	F903 or	FUSE	2.5A-SE-TL250V	(1)	252275	!, <PA>
EXP	F903	FUSE	2.5A-SE-EAK FUSE	1	252075	!, <WT>
EXP	F903 or	FUSE	2.5A-SE-TL250V	(1)	252241	!, <WT>
EXP	F903 or	FUSE	2.5A-SE-TL250V	(1)	252275	!, <WT>
EXP	F903	FUSE	2.5A-SE-EAK FUSE	1	252075	!, <GR, GQ, GK>
EXP	F903 or	FUSE	2.5A-SE-TL250V	(1)	252241	!, <GR, GQ, GK>
EXP	F903 or	FUSE	2.5A-SE-TL250V	(1)	252275	!, <GR, GQ, GK>
EXP	F903	FUSE	2.5A-SE-EAK FUSE	1	252075	!, <8350 >
EXP	F903 or	FUSE	2.5A-SE-TL250V	(1)	252241	!, <8350 >
EXP	F903 or	FUSE	2.5A-SE-TL250V	(1)	252275	!, <8350 >
EXP	F903C	LABEL	T2.5AL250V	1	29361747	<PP>
EXP	F903C	LABEL	T2.5AL250V	1	29361747	<PA>
EXP	F903C	LABEL	T2.5AL250V	1	29361747	<WT>
EXP	F903C	LABEL	T2.5AL250V	1	29361747	<GR, GQ, GK>
EXP	F903C	LABEL	T2.5AL250V	1	29361747	<8350 >
EXP	F6901	FUSE	10A-UL	1	252199	!
EXP	F6901C	FUSE LABEL	10A/125V	1	29362241	
EXP	F6902	FUSE	10A-UL	1	252199	!
EXP	P101	FFC	NCFC7-151012	1	2047151012	
EXP	P702	FFC	NCFC5-292022	1	2045292022	
EXP	P901	AC CORD	AS-UC-2	1	253368LTK	!, <DD, DC>
EXP	P901 or	AC CORD	AS-UC-2	(1)	253332HIT	!, <DD, DC>

EXP	P901 or	AC CORD	AS-UC-2	(1)	253333VOL	!, <DD, DC>
EXP	P901	AC CORD	AS-CEE-2	1	253233KAW	!, <PP>
EXP	P901 or	AC CORD	AS-CEE-2	(1)	253306VOL	!, <PP>
EXP	P901 or	AC CORD	AS-CEE-2	(1)	253374LTK	!, <PP>
EXP	P901	AC CORD	AS-SAA	1	253388HIT	!, <PA>
EXP	P901	AC CORD	AS-SAA	1	253388HIT	!, <PA>
EXP	P901	AC CORD	AS-CEE-2	1	253233KAW	!, <WT>
EXP	P901 or	AC CORD	AS-CEE-2	(1)	253306VOL	!, <WT>
EXP	P901 or	AC CORD	AS-CEE-2	(1)	253374LTK	!, <WT>
EXP	P901	AC CORD	AS-CCC	1	253355VOL	!, <GR>
EXP	P901 or	AC CORD	AS-CCC	(1)	253377LTK	!, <GR>
EXP	P901	AC CORD	AS-BS	1	253198HIT	!, <GQ>
EXP	P901	AC CORD	AS-CEE-2	1	253233KAW	!, <GK>
EXP	P901 or	AC CORD	AS-CEE-2	(1)	253306VOL	!, <GK>
EXP	P901 or	AC CORD	AS-CEE-2	(1)	253374LTK	!, <GK>
EXP	P901	AC CORD	AS-CCC	1	253355VOL	!, <8350 >
EXP	P901 or	AC CORD	AS-CCC	(1)	253377LTK	!, <8350 >
EXP	P902A	AC OUTLET	NSCT-2P2561	1	25052665	!, <GK>
EXP	Q6050	TR	2SC5198-O	1	2203063	
EXP	Q6050 or	TR	2SC5198-R	(1)	2203062	
EXP	Q6050A	ISO SHEET	AC238	14	223024	
EXP	Q6051	TR	2SC5198-O	1	2203063	
EXP	Q6051 or	TR	2SC5198-R	(1)	2203062	
EXP	Q6052	TR	2SC5198-O	1	2203063	
EXP	Q6052 or	TR	2SC5198-R	(1)	2203062	
EXP	Q6053	TR	KTC5242A-O	1	2203953	
EXP	Q6053 or	TR	MN130S-O	(1)	2203663	
EXP	Q6053 or	TR	MN130S-Y	(1)	2203664	
EXP	Q6053 or	TR	MN130S-P	(1)	2203666	
EXP	Q6053 or	TR	KTC5242A-R	(1)	2203952	
EXP	Q6054	TR	KTC5242A-O	1	2203953	
EXP	Q6054 or	TR	MN130S-O	(1)	2203663	
EXP	Q6054 or	TR	MN130S-Y	(1)	2203664	
EXP	Q6054 or	TR	MN130S-P	(1)	2203666	
EXP	Q6054 or	TR	KTC5242A-R	(1)	2203952	
EXP	Q6055	TR	KTC5242A-O	1	2203953	
EXP	Q6055 or	TR	MN130S-O	(1)	2203663	
EXP	Q6055 or	TR	MN130S-Y	(1)	2203664	
EXP	Q6055 or	TR	MN130S-P	(1)	2203666	
EXP	Q6055 or	TR	KTC5242A-R	(1)	2203952	
EXP	Q6056	TR	KTC5242A-O	1	2203953	
EXP	Q6056 or	TR	KTC5242A-R	(1)	2203952	
EXP	Q6056 or	TR	MN130S-O	(1)	2203663	
EXP	Q6056 or	TR	MN130S-Y	(1)	2203664	
EXP	Q6056 or	TR	MN130S-P	(1)	2203666	
EXP	Q6060	TR	2SA1941-O	1	2203053	
EXP	Q6060 or	TR	2SA1941-R	(1)	2203052	
EXP	Q6061	TR	2SA1941-O	1	2203053	
EXP	Q6061 or	TR	2SA1941-R	(1)	2203052	
EXP	Q6062	TR	2SA1941-O	1	2203053	
EXP	Q6062 or	TR	2SA1941-R	(1)	2203052	

EXP	Q6063	TR		KTA1962A-O	1	2203943	
EXP	Q6063 or	TR		MP130S-O	(1)	2203673	
EXP	Q6063 or	TR		MP130S-Y	(1)	2203674	
EXP	Q6063 or	TR		MP130S-P	(1)	2203676	
EXP	Q6063 or	TR		KTA1962A-R	(1)	2203942	
EXP	Q6064	TR		KTA1962A-O	1	2203943	
EXP	Q6064 or	TR		MP130S-O	(1)	2203673	
EXP	Q6064 or	TR		MP130S-Y	(1)	2203674	
EXP	Q6064 or	TR		MP130S-P	(1)	2203676	
EXP	Q6064 or	TR		KTA1962A-R	(1)	2203942	
EXP	Q6065	TR		KTA1962A-O	1	2203943	
EXP	Q6065 or	TR		MP130S-O	(1)	2203673	
EXP	Q6065 or	TR		MP130S-Y	(1)	2203674	
EXP	Q6065 or	TR		MP130S-P	(1)	2203676	
EXP	Q6065 or	TR		KTA1962A-R	(1)	2203942	
EXP	Q6066	TR		KTA1962A-O	1	2203943	
EXP	Q6066 or	TR		MP130S-O	(1)	2203673	
EXP	Q6066 or	TR		MP130S-Y	(1)	2203674	
EXP	Q6066 or	TR		MP130S-P	(1)	2203676	
EXP	Q6066 or	TR		KTA1962A-R	(1)	2203942	
EXP	<Notes>						
EXP	When replacement the following the transistor, made from the same HFE rank as the original type.						
EXP	Ref. No. : Q6050 - 6060, Q6051 - 6061, Q6052 - 6062, Q6053 - 6063, Q6054 - 6064, Q6055 - 6065, Q6056 - 6066						
EXP	T901	P TRANS		NPT-1516D	1	2301798	!, <DD, DC>
EXP	T901	P TRANS		NPT-1516P	1	2301799	!, <PP>
EXP	T901	P TRANS		NPT-1516P	1	2301799	!, <PA>
EXP	T901	P TRANS		NPT-1516DQ	1	2301801	!, <WT>
EXP	T901	P TRANS		NPT-1516G	1	2301802	!, <GR, GQ, GK>
EXP	T901	P TRANS		NPT-1516G	1	2301802	!, <8350 >
EXP	U01	DISPLAY PC board ass'y		NADIS-8513-1F	1	1B068513-1F	<DD, DC>
EXP	U01	DISPLAY PC board ass'y		NADIS-8513-1H	1	1B068513-1H	<PP>
EXP	U01	DISPLAY PC board ass'y		NADIS-8513-1G	1	1B068513-1G	<PA, WT>
EXP	U01	DISPLAY PC board ass'y		NADIS-8513-1G	1	1B068513-1G	<GR, GQ, GK >
EXP	U01	DISPLAY PC board ass'y		NADIS-8513-1G	1	1B068513-1G	<8350>
EXP	U02	DSP PC board ass'y		NADG-8514-1F	1	1B068514-1F	<DD, DC>
EXP	U02	DSP PC board ass'y		NADG-8514-1H	1	1B068514-1H	<PP>
EXP	U02	DSP PC board ass'y		NADG-8514-1G	1	1B068514-1G	<PA, WT>
EXP	U02	DSP PC board ass'y		NADG-8514-1G	1	1B068514-1G	<GR, GQ, GK>
EXP	U02	DSP PC board ass'y		NADG-8514-1G	1	1B068514-1G	<8350>
EXP	U03	SWITCH PC board ass'y		NASW-8515-1F	1	1B068515-1F	<DD, DC>
EXP	U03	SWITCH PC board ass'y		NASW-8515-1H	1	1B068515-1H	<PP>
EXP	U03	SWITCH PC board ass'y		NASW-8515-1G	1	1B068515-1G	<PA, WT>
EXP	U03	SWITCH PC board ass'y		NASW-8515-1G	1	1B068515-1G	<GR, GQ, GK>
EXP	U03	SWITCH PC board ass'y		NASW-8515-1G	1	1B068515-1G	<8350>
EXP	U04	HEADPHONE JACK PC board ass'y		NAETC-8516-1F	1	1B068516-1F	<DD, DC>
EXP	U04	HEADPHONE JACK PC board ass'y		NAETC-8516-1H	1	1B068516-1H	<PP>
EXP	U04	HEADPHONE JACK PC board ass'y		NAETC-8516-1G	1	1B068516-1G	<PA, WT>
EXP	U04	HEADPHONE JACK PC board ass'y		NAETC-8516-1G	1	1B068516-1G	<GR, GQ, GK>
EXP	U04	HEADPHONE JACK PC board ass'y		NAETC-8516-1G	1	1B068516-1G	<8350>
EXP	U05	AMPLIFIER PC board ass'y		NAAF-8523-1E	1	1B068523-1E	<DD, DC>
EXP	U05	AMPLIFIER PC board ass'y		NAAF-8523-1F	1	1B068523-1F	<PP>

EXP	U05	AMPLIFIER PC board ass'y	NAAF-8523-1F	1	1B068523-1F	<PA, WT>
EXP	U05	AMPLIFIER PC board ass'y	NAAF-8523-1F	1	1B068523-1F	<GR, GQ, GK>
EXP	U05	AMPLIFIER PC board ass'y	NAAF-8523-1F	1	1B068523-1F	<8350>
EXP	U06	SEC TERMINAL-2 PC board ass'y	NAPS-8524-1E	1	1B068524-1E	<DD, DC>
EXP	U06	SEC TERMINAL-2 PC board ass'y	NAPS-8524-1F	1	1B068524-1F	<PP>
EXP	U06	SEC TERMINAL-2 PC board ass'y	NAPS-8524-1F	1	1B068524-1F	<PA, WT>
EXP	U06	SEC TERMINAL-2 PC board ass'y	NAPS-8524-1F	1	1B068524-1F	<GR, GQ, GK>
EXP	U06	SEC TERMINAL-2 PC board ass'y	NAPS-8524-1F	1	1B068524-1F	<8350>
EXP	U07	SBR AMPLIFIER PC board ass'y	NAETC-8525-1E	1	1B068525-1E	<DD, DC>
EXP	U07	SBR AMPLIFIER PC board ass'y	NAETC-8525-1F	1	1B068525-1F	<PP>
EXP	U07	SBR AMPLIFIER PC board ass'y	NAETC-8525-1F	1	1B068525-1F	<PA, WT>
EXP	U07	SBR AMPLIFIER PC board ass'y	NAETC-8525-1F	1	1B068525-1F	<GR, GQ, GK>
EXP	U07	SBR AMPLIFIER PC board ass'y	NAETC-8525-1F	1	1B068525-1F	<8350>
EXP	U08	THERMAL SENSOR PC board ass'y	NAETC-8526-1E	1	1B068526-1E	<DD, DC>
EXP	U08	THERMAL SENSOR PC board ass'y	NAETC-8526-1F	1	1B068526-1F	<PP>
EXP	U08	THERMAL SENSOR PC board ass'y	NAETC-8526-1F	1	1B068526-1F	<PA, WT>
EXP	U08	THERMAL SENSOR PC board ass'y	NAETC-8526-1F	1	1B068526-1F	<GR, GQ, GK>
EXP	U08	THERMAL SENSOR PC board ass'y	NAETC-8526-1F	1	1B068526-1F	<8350>
EXP	U09	HOLDER PC board ass'y	NAETC-8527-1E	1	1B068527-1E	<DD, DC>
EXP	U09	HOLDER PC board ass'y	NAETC-8527-1F	1	1B068527-1F	<PP>
EXP	U09	HOLDER PC board ass'y	NAETC-8527-1F	1	1B068527-1F	<PA, WT>
EXP	U09	HOLDER PC board ass'y	NAETC-8527-1F	1	1B068527-1F	<GR, GQ, GK>
EXP	U09	HOLDER PC board ass'y	NAETC-8527-1F	1	1B068527-1F	<8350>
EXP	U11	POWER SUPPLY-1 PC board ass'y	NAPS-8533-1A	1	1B068533-1A	<DD, DC>
EXP	U11	POWER SUPPLY-1 PC board ass'y	NAPS-8533-1B	1	1B068533-1B	<PA>
EXP	U11	POWER SUPPLY-1 PC board ass'y	NAPS-8533-1C	1	1B068533-1C	<WT>
EXP	U11	POWER SUPPLY-1 PC board ass'y	NAPS-8533-1D	1	1B068533-1D	<GR>, <8530>
EXP	U11	POWER SUPPLY-1 PC board ass'y	NAPS-8533-1E	1	1B068533-1E	<GK>
EXP	U11	POWER SUPPLY-1 PC board ass'y	NAPS-8533-1F	1	1B068533-1F	<PP, GQ>
EXP	U13	POWER SUPPLY-2 PC board ass'y	NAPS-8535-1A	1	1B068535-1A	<DD, DC>
EXP	U13	POWER SUPPLY-2 PC board ass'y	NAPS-8535-1B	1	1B068535-1B	<PA>
EXP	U13	POWER SUPPLY-2 PC board ass'y	NAPS-8535-1C	1	1B068535-1C	<WT>
EXP	U13	POWER SUPPLY-2 PC board ass'y	NAPS-8535-1D	1	1B068535-1D	<GR>, <8530>
EXP	U13	POWER SUPPLY-2 PC board ass'y	NAPS-8535-1E	1	1B068535-1E	<GK>
EXP	U13	POWER SUPPLY-2 PC board ass'y	NAPS-8535-1F	1	1B068535-1F	<PP, GQ>
EXP	U14	SEC. TERMINAL-1 PC board ass'y	NAPS-8536-1A	1	1B068536-1A	<DD, DC>
EXP	U14	SEC. TERMINAL-1 PC board ass'y	NAPS-8536-1B	1	1B068536-1B	<PA>
EXP	U14	SEC. TERMINAL-1 PC board ass'y	NAPS-8536-1C	1	1B068536-1C	<WT>
EXP	U14	SEC. TERMINAL-1 PC board ass'y	NAPS-8536-1D	1	1B068536-1D	<GR>, <8530>
EXP	U14	SEC. TERMINAL-1 PC board ass'y	NAPS-8536-1E	1	1B068536-1E	<GK>
EXP	U14	SEC. TERMINAL-1 PC board ass'y	NAPS-8536-1F	1	1B068536-1F	<PP, GQ>
EXP	U15	SPEAKER TERMINAL PC board ass'y	NAETC-8537-1A	1	1B068537-1A	<DD, DC>
EXP	U15	SPEAKER TERMINAL PC board ass'y	NAETC-8537-1B	1	1B068537-1B	<PA>
EXP	U15	SPEAKER TERMINAL PC board ass'y	NAETC-8537-1C	1	1B068537-1C	<WT>
EXP	U15	SPEAKER TERMINAL PC board ass'y	NAETC-8537-1D	1	1B068537-1D	<GR>, <8530>
EXP	U15	SPEAKER TERMINAL PC board ass'y	NAETC-8537-1E	1	1B068537-1E	<GK>
EXP	U15	SPEAKER TERMINAL PC board ass'y	NAETC-8537-1F	1	1B068537-1F	<PP, GQ>
EXP	U16	CENTER SPEAKER TERMINAL PC board as:	NAETC-8538-1A	1	1B068538-1A	<DD, DC>
EXP	U16	CENTER SPEAKER TERMINAL PC board as:	NAETC-8538-1B	1	1B068538-1B	<PA>
EXP	U16	CENTER SPEAKER TERMINAL PC board as:	NAETC-8538-1C	1	1B068538-1C	<WT>
EXP	U16	CENTER SPEAKER TERMINAL PC board as:	NAETC-8538-1D	1	1B068538-1D	<GR>, <8530>



EXP	U16	CENTER SPEAKER TERMINAL PC board as:NAETC-8538-1E		1	1B068538-1E	<GK>
EXP	U16	CENTER SPEAKER TERMINAL PC board as:NAETC-8538-1F		1	1B068538-1F	<PP, GQ>
EXP	U17	VIDEO PC board ass'y	NAVD-8539-1A	1	1B068539-1A	<DD, DC>
EXP	U17	VIDEO PC board ass'y	NAVD-8539-1B	1	1B068539-1B	<PA>
EXP	U17	VIDEO PC board ass'y	NAVD-8539-1C	1	1B068539-1C	<WT>
EXP	U17	VIDEO PC board ass'y	NAVD-8539-1D	1	1B068539-1D	<GR>, <8530>
EXP	U17	VIDEO PC board ass'y	NAVD-8539-1E	1	1B068539-1E	<GK>
EXP	U17	VIDEO PC board ass'y	NAVD-8539-1F	1	1B068539-1F	<PP, GQ>
EXP	U18	DRIVER AMPLIFIER PC board ass'y	NAAF-8540-1A	1	1B068540-1A	<DD, DC>
EXP	U18	DRIVER AMPLIFIER PC board ass'y	NAAF-8540-1B	1	1B068540-1B	<PA>
EXP	U18	DRIVER AMPLIFIER PC board ass'y	NAAF-8540-1C	1	1B068540-1C	<WT>
EXP	U18	DRIVER AMPLIFIER PC board ass'y	NAAF-8540-1D	1	1B068540-1D	<GR>, <8530>
EXP	U18	DRIVER AMPLIFIER PC board ass'y	NAAF-8540-1E	1	1B068540-1E	<GK>
EXP	U18	DRIVER AMPLIFIER PC board ass'y	NAAF-8540-1F	1	1B068540-1F	<PP, GQ>
EXP	U19	TUNER UNIT	TFCE1U114B	1	240134A	<DD, DC>
EXP	U19	TUNER UNIT	TFCE1E512A	1	240135	<PP>
EXP	U19	TUNER UNIT	TFCE1E512A	1	240135	<PA>
EXP	U19	TUNER UNIT	TFCE1E512A	1	240135	<WT>
EXP	U19	TUNER UNIT	TFCE1E512A	1	240135	<GR, GQ, GK>
EXP	U19	TUNER UNIT	TFCE1E512A	1	240135	<8350 >

**TX-SR503/503E/8350****PC BOARD PARTS LIST**

<b>U01</b>	<b>DISPLAY PC BOARD (NADIS-8513-1F/1G/1H)</b>
<b>U02</b>	<b>DSP PC BOARD (NADG-8514-1F/1G/1H)</b>
<b>U03</b>	<b>SWITCH PC BOARD (NASW-8515-1F/1G/1H)</b>
<b>U04</b>	<b>HEADPHONE JACK PC BOARD (NAETC-8516-1F/1G/1H)</b>

	CIRCUIT NO	NAME	DESCRIPTION	Q'TY	PART NO	REMARKS
PCB1	U131	PHT CP	TORX177L	1	24120127	
PCB1	U132	PHT CP	TORX177L	1	24120127	
PCB1	U133	PHT CP	TORX177L	1	24120127	
PCB1	U821	REMO SENS	GPTUMZS1AK V PFI=TOVI M	1	241361	
PCB1	Q801	FL TUBE	16BT127GNK	1	213028	
PCB1	Q801A	HOLDER	(FL)	1	27191222B	
PCB1	Q111	IC	BU1924FS	1	22242120R2	<PP>
PCB1	Q131	IC	74HCU04F	1	222740046R2	
PCB1	Q151	IC	TC74VHC541FT	1	22274541ER2TO	
PCB1	Q151 or	IC	SN74AHC541PWR	(1)	22274541IR2TI	
PCB1	Q152	IC	TC74HCT7007AF	1	222740077R2TO	
PCB1	Q171	IC	TC7WU04FU	1	22240935R2	
PCB1	Q201	IC	CS494003CQZ	1	22242039R3	
PCB1	Q281	IC	MX26LV040-70	1	W0037R301456M100	
PCB1	Q401	IC	NJM4580M-D	1	22241448R2	
PCB1	Q402	IC	NJM4580M-D	1	22241448R2	
PCB1	Q403	IC	NJM4580M-D	1	22241448R2	
PCB1	Q404	IC	NJM4580M-D	1	22241448R2	
PCB1	Q421	IC	CS42518-CQZR-D	1	22242229R2	
PCB1	Q701	IC	M30622MGP-236FPU0	1	22242250R3	
PCB1	Q703	TR	UNR2213	1	2217140R2	
PCB1	Q703 or	TR	RN1404	(1)	2214490R2	

PCB1	Q703 or	TR	KRC104S	(1)	2216210R2
PCB1	Q705	TR	UNR2111	1	2217110R2
PCB1	Q705 or	TR	RN2402	(1)	2214530R2
PCB1	Q705 or	TR	KRA102S	(1)	2216220R2
PCB1	Q711	TR	UNR2213	1	2217140R2
PCB1	Q711 or	TR	RN1404	(1)	2214490R2
PCB1	Q711 or	TR	KRC104S	(1)	2216210R2
PCB1	Q712	TR	UNR2111	1	2217110R2
PCB1	Q712 or	TR	RN2402	(1)	2214530R2
PCB1	Q712 or	TR	KRA102S	(1)	2216220R2
PCB1	Q721	IC	S-812C56AUA-C3K	1	22242207R2
PCB1	Q731	TR	UNR2213	1	2217140R2
PCB1	Q731 or	TR	RN1404	(1)	2214490R2
PCB1	Q731 or	TR	KRC104S	(1)	2216210R2
PCB1	Q732	TR	UNR2213	1	2217140R2
PCB1	Q732 or	TR	RN1404	(1)	2214490R2
PCB1	Q732 or	TR	KRC104S	(1)	2216210R2
PCB1	Q802	IC	M66005-0001AHP	1	22242208R3
PCB1	Q803	TR	KTC3875-GR	1	2216175R2
PCB1	Q803 or	TR	2SC2712-GR	(1)	2213145R2
PCB1	Q824	TR	UNR2211	1	2217130R2
PCB1	Q824 or	TR	RN1402	(1)	2214470R2
PCB1	Q824 or	TR	KRC102S	(1)	2216190R2
PCB1	D101	ZENER D	HZU5.1B	1	224660514R2
PCB1	D101 or	ZENER D	UDZS5.1B	(1)	224550510R2
PCB1	D301	C-DIODE	MA2J111	1	223279R2
PCB1	D301 or	C-DIODE	ISS352	(1)	223234R2
PCB1	D301 or	C-DIODE	ISS355	(1)	223269R2
PCB1	D302	C-DIODE	MA2J111	1	223279R2
PCB1	D302 or	C-DIODE	ISS352	(1)	223234R2
PCB1	D302 or	C-DIODE	ISS355	(1)	223269R2
PCB1	D303	C-DIODE	MA2J111	1	223279R2
PCB1	D303 or	C-DIODE	ISS352	(1)	223234R2
PCB1	D303 or	C-DIODE	ISS355	(1)	223269R2
PCB1	D304	C-DIODE	MA2J111	1	223279R2
PCB1	D304 or	C-DIODE	ISS352	(1)	223234R2
PCB1	D304 or	C-DIODE	ISS355	(1)	223269R2
PCB1	D305	C-DIODE	MA2J111	1	223279R2
PCB1	D305 or	C-DIODE	ISS352	(1)	223234R2
PCB1	D305 or	C-DIODE	ISS355	(1)	223269R2
PCB1	D306	C-DIODE	MA2J111	1	223279R2
PCB1	D306 or	C-DIODE	ISS352	(1)	223234R2
PCB1	D306 or	C-DIODE	ISS355	(1)	223269R2
PCB1	D307	C-DIODE	MA2J111	1	223279R2
PCB1	D307 or	C-DIODE	ISS352	(1)	223234R2
PCB1	D307 or	C-DIODE	ISS355	(1)	223269R2
PCB1	D308	C-DIODE	MA2J111	1	223279R2
PCB1	D308 or	C-DIODE	ISS352	(1)	223234R2
PCB1	D308 or	C-DIODE	ISS355	(1)	223269R2
PCB1	D701	C-DIODE	MA2J111	1	223279R2
PCB1	D701 or	C-DIODE	ISS352	(1)	223234R2

PCB1	D701 or	C-DIODE	ISS355	(1)	223269R2	
PCB1	D702	C-DIODE	MA2J111	1	223279R2	
PCB1	D702 or	C-DIODE	ISS352	(1)	223234R2	
PCB1	D702 or	C-DIODE	ISS355	(1)	223269R2	
PCB1	D703	C-DIODE	MA2J111	1	223279R2	
PCB1	D703 or	C-DIODE	ISS352	(1)	223234R2	
PCB1	D703 or	C-DIODE	ISS355	(1)	223269R2	
PCB1	D706	C-DIODE	MA2J111	1	223279R2	
PCB1	D706 or	C-DIODE	ISS352	(1)	223234R2	
PCB1	D706 or	C-DIODE	ISS355	(1)	223269R2	
PCB1	D707	ZENER D	HZU5.1B	1	224660514R2	
PCB1	D707 or	ZENER D	UDZS5.1B	(1)	224550510R2	
PCB1	D708	C-DIODE	MA2J111	1	223279R2	
PCB1	D708 or	C-DIODE	ISS352	(1)	223234R2	
PCB1	D708 or	C-DIODE	ISS355	(1)	223269R2	
PCB1	D711	C-DIODE	MA2J111	1	223279R2	
PCB1	D711 or	C-DIODE	ISS352	(1)	223234R2	
PCB1	D711 or	C-DIODE	ISS355	(1)	223269R2	
PCB1	D811	ZENER D	HZU7.5B	1	224660754R2	
PCB1	D811 or	ZENER D	UDZS7.5B	(1)	224550750R2	
PCB1	D821	LED	SLI-343URC-TE7	1	225449	
PCB1	D824	LED	SEL2E10C	1	225374	<PP>
PCB1	D824	LED	SEL2E10C	1	225374	<PA,WT>
PCB1	D824	LED	SEL2E10C	1	225374	<GR, GQ, GK>
PCB1	D824	LED	SEL2E10C	1	225374	<8350>
PCB1	L111	CHOKE COIL	NCH-1471	1	231237K022R2	<PP>
PCB1	L111 or	CHOKE COIL	NCH-1587-022M	(1)	233533M022R2	<PP>
PCB1	L131	CHOKE COIL	NCH-1471	1	231237K022R2	
PCB1	L131 or	CHOKE COIL	NCH-1587-022M	(1)	233533M022R2	
PCB1	L133	CHOKE COIL	NCH-1471	1	231237K022R2	
PCB1	L133 or	CHOKE COIL	NCH-1587-022M	(1)	233533M022R2	
PCB1	L134	CHOKE COIL	NCH-1471	1	231237K022R2	
PCB1	L134 or	CHOKE COIL	NCH-1587-022M	(1)	233533M022R2	
PCB1	L171	CHOKE COIL	NCH-1471	1	231237K022R2	
PCB1	L171 or	CHOKE COIL	NCH-1587-022M	(1)	233533M022R2	
PCB1	L172	EMIFIL	BK1608LM182-T	1	230958R1	
PCB1	L173	EMIFIL	BK1608LM182-T	1	230958R1	
PCB1	L201	CHOKE COIL	NCH-1471	1	231237K022R2	
PCB1	L202	CHOKE COIL	NCH-1471	1	231237K022R2	
PCB1	L203	CHOKE COIL	NCH-1471	1	231237K022R2	
PCB1	L281	CHOKE COIL	NCH-1471	1	231237K022R2	
PCB1	L301	CHOKE COIL	NCH-1471	1	231237K022R2	
PCB1	L302	CHOKE COIL	NCH-1471	1	231237K022R2	
PCB1	L303	CHOKE COIL	NCH-1471	1	231237K022R2	
PCB1	L311	EMIFIL	BK1608LM182-T	1	230958R1	
PCB1	L312	EMIFIL	BK1608LM182-T	1	230958R1	
PCB1	L313	EMIFIL	BK1608LM182-T	1	230958R1	
PCB1	L701	CHOKE COIL	NCH-1479	1	231237K470R2	
PCB1	L811	CHOKE COIL	NCH-1471	1	231237K022R2	
PCB1	L811 or	CHOKE COIL	NCH-1587-022M	(1)	233533M022R2	
PCB1	L812	CHOKE COIL	NCH-1471	1	231237K022R2	

PCB1	L812 or	CHOKE COIL	NCH-1587-022M	(1)	233533M022R2	
PCB1	L891	CHOKE COIL	NCH-1471	1	231237K022R2	
PCB1	L891 or	CHOKE COIL	NCH-1587-022M	(1)	233533M022R2	
PCB1	L892	CHOKE COIL	NCH-1471	1	231237K022R2	
PCB1	L892 or	CHOKE COIL	NCH-1587-022M	(1)	233533M022R2	
PCB1	L893	CHOKE COIL	NCH-1471	1	231237K022R2	
PCB1	L893 or	CHOKE COIL	NCH-1587-022M	(1)	233533M022R2	
PCB1	X111	XTL	AF6146CG	1	3010203	<PP>
PCB1	X171	CRYSTAL	HC-49U0312.288MHz	1	3010414	
PCB1	X171A	TAPE	TAPE(CLOTH-8U)	(1)	29110082	
PCB1	X701	CERA LOCK	CSTCR6M0055-R0	1	3010397R2	
PCB1	C101	VR C	CE04W16V-100M(VR)	1	394641017	
PCB1	C102	C-CERA C	CC725CH1H-101J1	1	342101014R1	
PCB1	C103	C-CERA C	CC725CH1H-101J1	1	342101014R1	
PCB1	C104	VR C	CE04W50V-3.3M(VR)	1	394680337	
PCB1	C105	VR C	CE04W50V-3.3M(VR)	1	394680337	
PCB1	C111	VR C	CE04W16V-100M(VR)	1	394641017	<PP>
PCB1	C113	C-CERA C	CK725F1E-104Z1	1	332161040R1	<PP>
PCB1	C114	VR C	CE04W50V-2.2M(VR)	1	394680227	<PP>
PCB1	C115	C-CERA C	CC725CH1H-561J1	1	342105614R1	<PP>
PCB1	C116	C-CERA C	CC725CH1H-330J1	1	342103304R1	<PP>
PCB1	C117	C-CERA C	CC725CH1H-330J1	1	342103304R1	<PP>
PCB1	C131	C-CERA C	CC725CH1H-101J1	1	342101014R1	
PCB1	C132	C-CERA C	CK725B1C-104K1	1	332121045R1	
PCB1	C133	C-CERA C	CC725CH1H-080D1	1	342100802R1	
PCB1	C139	VR C	CE04W16V-100M(VR)	1	394641017	
PCB1	C140	C-CERA C	CK725F1E-104Z1	1	332161040R1	
PCB1	C141	C-CERA C	CK725F1E-104Z1	1	332161040R1	
PCB1	C142	C-CERA C	CK725F1E-104Z1	1	332161040R1	
PCB1	C143	C-CERA C	CK725F1E-104Z1	1	332161040R1	
PCB1	C145	VR C	CE04W16V-100M(VR)	1	394641017	
PCB1	C146	C-CERA C	CK725F1E-104Z1	1	332161040R1	
PCB1	C151	C-CERA C	CK725F1E-104Z1	1	332161040R1	
PCB1	C152	C-CERA C	CK725F1E-104Z1	1	332161040R1	
PCB1	C171	C-CERA C	CK725F1E-104Z1	1	332161040R1	
PCB1	C172	C-CERA C	CC725CH1H-120J1	1	342101204R1	
PCB1	C173	C-CERA C	CC725CH1H-120J1	1	342101204R1	
PCB1	C201	VR C	CE04W16V-100M(VR)	1	394641017	
PCB1	C202	VR C	CE04W16V-100M(VR)	1	394641017	
PCB1	C203	VR C	CE04W16V-100M(VR)	1	394641017	
PCB1	C204	CHIP TANTAL	CS772SB1C-2.2M	1	395640227R2	
PCB1	C205	C SERA C	CC725CH1H-122J1	1	342101224R1	
PCB1	C206	C-CERA C	CC725CH1H-680J1	1	342106804R1	
PCB1	C207	C-CERA C	CK725F1E-104Z1	1	332161040R1	
PCB1	C208	C-CERA C	CK725F1E-104Z1	1	332161040R1	
PCB1	C209	C-CERA C	CK725F1E-104Z1	1	332161040R1	
PCB1	C210	C-CERA C	CK725F1E-104Z1	1	332161040R1	
PCB1	C212	C-CERA C	CK725F1E-104Z1	1	332161040R1	
PCB1	C213	C-CERA C	CK725F1E-104Z1	1	332161040R1	
PCB1	C214	C-CERA C	CK725F1E-104Z1	1	332161040R1	
PCB1	C215	C-CERA C	CK725F1E-104Z1	1	332161040R1	

PCB1	C216	C-CERA C	CK725F1E-104Z1	1	332161040R1
PCB1	C217	C-CERA C	CK725F1E-104Z1	1	332161040R1
PCB1	C219	C-CERA C	CC725CH1H-101J1	1	342101014R1
PCB1	C281	VR C	CE04W16V-100M(VR)	1	394641017
PCB1	C282	C-CERA C	CK725F1E-104Z1	1	332161040R1
PCB1	C301	VR C	CE04W6.3V-220M(VR)	1	394622217
PCB1	C302	C-CERA C	CK725F1E-104Z1	1	332161040R1
PCB1	C304	VX C	CE04W50V-47M(VX)	1	393384707
PCB1	C305	C-CERA C	CK725F1E-104Z1	1	332161040R1
PCB1	C306	VR C	CE04W16V-100M(VR)	1	394641017
PCB1	C307	C-CERA C	CK725F1E-104Z1	1	332161040R1
PCB1	C308	VR C	CE04W6.3V-220M(VR)	1	394622217
PCB1	C309	C-CERA C	CK725B1H-222K1	1	332102225R1
PCB1	C310	C-CERA C	CK725B1H-473K1	1	332104735R1
PCB1	C311	C-CERA C	CK725F1E-104Z1	1	332161040R1
PCB1	C312	VR C	CE04W6.3V-220M(VR)	1	394622217
PCB1	C313	C-CERA C	CK725F1E-104Z1	1	332161040R1
PCB1	C321	VX C	CE04W50V-10M(VX)	1	393381007
PCB1	C322	VX C	CE04W50V-10M(VX)	1	393381007
PCB1	C323	VX C	CE04W50V-10M(VX)	1	393381007
PCB1	C324	VX C	CE04W50V-10M(VX)	1	393381007
PCB1	C325	TF C	ECQ-B50V-222J	1	374722224
PCB1	C326	TF C	ECQ-B50V-222J	1	374722224
PCB1	C331	C-CERA C	CC725CH1H-330J1	1	342103304R1
PCB1	C332	C-CERA C	CC725CH1H-330J1	1	342103304R1
PCB1	C333	C-CERA C	CC725CH1H-330J1	1	342103304R1
PCB1	C335	C-CERA C	CC725CH1H-330J1	1	342103304R1
PCB1	C401	TF C	ECQ-B50V-472J	1	374724724
PCB1	C402	TF C	ECQ-B50V-472J	1	374724724
PCB1	C403	TF C	ECQ-B50V-472J	1	374724724
PCB1	C404	TF C	ECQ-V50V-333J	1	374723334
PCB1	C405	TF C	ECQ-B50V-472J	1	374724724
PCB1	C406	TF C	ECQ-B50V-472J	1	374724724
PCB1	C407	TF C	ECQ-B50V-472J	1	374724724
PCB1	C408	TF C	ECQ-B50V-472J	1	374724724
PCB1	C411	C-CERA C	CC725CH1H-681J1	1	342106814R1
PCB1	C412	C-CERA C	CC725CH1H-681J1	1	342106814R1
PCB1	C413	C-CERA C	CC725CH1H-681J1	1	342106814R1
PCB1	C415	C-CERA C	CC725CH1H-681J1	1	342106814R1
PCB1	C416	C-CERA C	CC725CH1H-681J1	1	342106814R1
PCB1	C417	C-CERA C	CC725CH1H-681J1	1	342106814R1
PCB1	C418	C-CERA C	CC725CH1H-681J1	1	342106814R1
PCB1	C419	TF C	ECQ-B50V-153J	1	374721534
PCB1	C420	TF C	ECQ-B50V-153J	1	374721534
PCB1	C421	C-CERA C	CC725CH1H-681J1	1	342106814R1
PCB1	C422	C-CERA C	CC725CH1H-681J1	1	342106814R1
PCB1	C423	C-CERA C	CC725CH1H-681J1	1	342106814R1
PCB1	C425	C-CERA C	CC725CH1H-681J1	1	342106814R1
PCB1	C426	C-CERA C	CC725CH1H-681J1	1	342106814R1
PCB1	C427	C-CERA C	CC725CH1H-681J1	1	342106814R1
PCB1	C428	C-CERA C	CC725CH1H-681J1	1	342106814R1

PCB1	C523	VX C	CE04W50V-10M(VX)	1	393381007
PCB1	C524	VX C	CE04W50V-10M(VX)	1	393381007
PCB1	C525	VX C	CE04W50V-10M(VX)	1	393381007
PCB1	C526	VX C	CE04W50V-10M(VX)	1	393381007
PCB1	C531	VR C	CE04W16V-220M(VR)	1	394642217
PCB1	C532	VR C	CE04W16V-220M(VR)	1	394642217
PCB1	C701	VR C	CE04W16V-100M(VR)	1	394641017
PCB1	C702	VR C	CE04W16V-100M(VR)	1	394641017
PCB1	C703	VR C	CE04W16V-100M(VR)	1	394641017
PCB1	C704	EDL C	DX-5R5L224	1	3000079
PCB1	C705	VR C	CE04W16V-100M(VR)	1	394641017
PCB1	C706	VR C	CE04W50V-1M(VR)	1	394680107
PCB1	C707	C-CERA C	CK725F1E-104Z1	1	332161040R1
PCB1	C708	C-CERA C	CK725F1E-104Z1	1	332161040R1
PCB1	C709	C-CERA C	CK725F1E-104Z1	1	332161040R1
PCB1	C710	C-CERA C	CK725F1E-104Z1	1	332161040R1
PCB1	C711	C-CERA C	CK725F1E-104Z1	1	332161040R1
PCB1	C712	C-CERA C	CK725F1E-104Z1	1	332161040R1
PCB1	C713	C-CERA C	CK725B1H-102K1	1	332101025R1
PCB1	C714	C-CERA C	CK725B1H-102K1	1	332101025R1
PCB1	C715	C-CERA C	CK725B1H-102K1	1	332101025R1
PCB1	C716	C-CERA C	CK725B1H-102K1	1	332101025R1
PCB1	C717	C-CERA C	CK725B1H-102K1	1	332101025R1
PCB1	C718	C-CERA C	CK725B1H-102K1	1	332101025R1
PCB1	C719	C-CERA C	CK725B1H-102K1	1	332101025R1
PCB1	C720	C-CERA C	CK725B1H-102K1	1	332101025R1
PCB1	C721	C-CERA C	CK725B1H-102K1	1	332101025R1
PCB1	C722	C-CERA C	CK725B1H-102K1	1	332101025R1
PCB1	C723	C-CERA C	CK725F1E-104Z1	1	332161040R1
PCB1	C724	TF C	ECQ-V50V-124J	1	374721244
PCB1	C747	VX C	CE04W50V-10M(VX)	1	393381007
PCB1	C751	C-CERA C	CK732B1C-474K	1	337394745R1
PCB1	C754	VX C	CE04W50V-10M(VX)	1	393381007
PCB1	C801	MMT C	MMT50V-474J	1	375524744
PCB1	C802	ELECT C	CE04W6.3V-100M(S)	1	353721019
PCB1	C803	C-CERA C	CC725CH1H-101J1	1	342101014R1
PCB1	C804	C-CERA C	CK725F1E-104Z1	1	332161040R1
PCB1	C805	C-CERA C	CK725F1E-104Z1	1	332161040R1
PCB1	C806	C-CERA C	CC725CH1H-101J1	1	342101014R1
PCB1	C807	C-CERA C	CC725CH1H-101J1	1	342101014R1
PCB1	C808	C-CERA C	CC725CH1H-101J1	1	342101014R1
PCB1	C809	C-CERA C	CC725CH1H-101J1	1	342101014R1
PCB1	C811	C-CERA C	CK725F1H-473Z1	1	332154730R1
PCB1	C812	C-CERA C	CK725F1E-104Z1	1	332161040R1
PCB1	C813	C-CERA C	CK725F1E-104Z1	1	332161040R1
PCB1	C814	C-CERA C	CK725F1E-104Z1	1	332161040R1
PCB1	C815	C-CERA C	CK725F1H-473Z1	1	332154730R1
PCB1	C816	C-CERA C	CK725F1H-473Z1	1	332154730R1
PCB1	C817	ELECT C	CE04W50V-33M	1	355783309
PCB1	C818	C-CERA C	CK725F1H-473Z1	1	332154730R1
PCB1	C819	C-CERA C	CK725F1E-104Z1	1	332161040R1

PCB1	C820	C-CERA C	CK725F1E-104Z1	1	332161040R1	
PCB1	C821	C-CERA C	CK725F1E-104Z1	1	332161040R1	
PCB1	C822	C-CERA C	CK725F1E-104Z1	1	332161040R1	
PCB1	C823	ELECT C	CE04W6.3V-100M(S)	1	353721019	
PCB1	C825	C-CERA C	CK725B1H-102K1	1	332101025R1	
PCB1	C881	C-CERA C	CC725CH1H-471J1	1	342104714R1	
PCB1	C882	C-CERA C	CC725CH1H-471J1	1	342104714R1	
PCB1	C883	C-CERA C	CK725F1E-104Z1	1	332161040R1	
PCB1	C884	C-CERA C	CK725F1E-104Z1	1	332161040R1	
PCB1	C891	C-CERA C	CK725B1H-102K1	1	332101025R1	
PCB1	C892	C-CERA C	CK725B1H-102K1	1	332101025R1	
PCB1	C893	C-CERA C	CK725B1H-102K1	1	332101025R1	
PCB1	C894	C-CERA C	CK725B1H-102K1	1	332101025R1	
PCB1	C895	TF C	ECQ-V50V-124J	1	374721244	
PCB1	R101	C-CARBON R	RN72K1J-561JE	1	435035614R1	
PCB1	R102	C-CARBON R	RN72K1J-104JE	1	435031044R1	
PCB1	R103	C-CARBON R	RN72K1J-473JE	1	435034734R1	
PCB1	R104	C-CARBON R	RN72K1J-473JE	1	435034734R1	
PCB1	R105	C-CARBON R	RN72K1J-473JE	1	435034734R1	
PCB1	R106	C-CARBON R	RN72K1J-223JE	1	435032234R1	
PCB1	R107	C-CARBON R	RN72K1J-473JE	1	435034734R1	
PCB1	R111	C-CARBON R	RN72K1J-000JE	1	435030004R1	<DD, DC>
PCB1	R111	C-CARBON R	RN72K1J-224JE	1	435030224R1	<PP>
PCB1	R111	C-CARBON R	RN72K1J-000JE	1	435030004R1	<PA>
PCB1	R111	C-CARBON R	RN72K1J-000JE	1	435030004R1	<WT>
PCB1	R111	C-CARBON R	RN72K1J-000JE	1	435030004R1	<GR, GQ, GK>
PCB1	R111	C-CARBON R	RN72K1J-000JE	1	435030004R1	<8350>
PCB1	R112	C-CARBON R	RN72K1J-000JE	1	435030004R1	<DD, DC>
PCB1	R112	C-CARBON R	RN72K1J-224JE	1	435032244R1	<PP>
PCB1	R112	C-CARBON R	RN72K1J-000JE	1	435030004R1	<PA>
PCB1	R112	C-CARBON R	RN72K1J-000JE	1	435030004R1	<WT>
PCB1	R112	C-CARBON R	RN72K1J-000JE	1	435030004R1	<GR, GQ, GK>
PCB1	R112	C-CARBON R	RN72K1J-000JE	1	435030004R1	<8350>
PCB1	R113	C-CARBON R	RN72K1J-000JE	1	435030004R1	<DD, DC>
PCB1	R113	C-CARBON R	RN72K1J-224JE	1	435032244R1	<PP>
PCB1	R113	C-CARBON R	RN72K1J-000JE	1	435030004R1	<PA>
PCB1	R113	C-CARBON R	RN72K1J-000JE	1	435030004R1	<WT>
PCB1	R113	C-CARBON R	RN72K1J-000JE	1	435030004R1	<GR, GQ, GK>
PCB1	R113	C-CARBON R	RN72K1J-000JE	1	435030004R1	<8350>
PCB1	R114	C-CARBON R	RN72K1J-102JE	1	435031024R1	<PP>
PCB1	R131	C-CARBON R	RN72K1J-750JE	1	435037504R1	
PCB1	R132	C-CARBON R	RN72K1J-221JE	1	435032214R1	
PCB1	R133	C-CARBON R	RN72K1J-224JE	1	435032244R1	
PCB1	R134	C-CARBON R	RN72K1J-103JE	1	435031034R1	
PCB1	R137	C-CARBON R	RN72K1J-224JE	1	435032244R1	
PCB1	R139	C-CARBON R	RN72K1J-224JE	1	435032244R1	
PCB1	R141	C-CARBON R	RN72K1J-221JE	1	435032214R1	
PCB1	R142	C-CARBON R	RN72K1J-221JE	1	435032214R1	
PCB1	R143	C-CARBON R	RN72K1J-221JE	1	435032214R1	
PCB1	R161	C-CARBON R	RN72K1J-221JE	1	435032214R1	
PCB1	R162	C-CARBON R	RN72K1J-221JE	1	435032214R1	

PCB1	R163	C-CARBON R	RN72K1J-221JE	1	435032214R1
PCB1	R164	C-CARBON R	RN72K1J-221JE	1	435032214R1
PCB1	R165	C-CARBON R	RN72K1J-221JE	1	435032214R1
PCB1	R166	C-CARBON R	RN72K1J-332JE	1	435033324R1
PCB1	R171	C-CARBON R	RN72K1J-105JE	1	435031054R1
PCB1	R201	C-CARBON R	RN72K1J-332JE	1	435033324R1
PCB1	R202	C-CARBON R	RN72K1J-332JE	1	435033324R1
PCB1	R203	C-CARBON R	RN72K1J-332JE	1	435033324R1
PCB1	R205	C-CARBON R	RN72K1J-103JE	1	435031034R1
PCB1	R208	C-CARBON R	RN72K1J-103JE	1	435031034R1
PCB1	R209	C-CARBON R	RN72K1J-103JE	1	435031034R1
PCB1	R210	C-CARBON R	RN72K1J-332JE	1	435033324R1
PCB1	R211	C-CARBON R	RN72K1J-332JE	1	435033324R1
PCB1	R212	C-CARBON R	RN72K1J-103JE	1	435031034R1
PCB1	R215	C-CARBON R	RN72K1J-332JE	1	435033324R1
PCB1	R216	C-CARBON R	RN72K1J-103JE	1	435031034R1
PCB1	R217	C-CARBON R	RN72K1J-103JE	1	435031034R1
PCB1	R218	C-CARBON R	RN72K1J-103JE	1	435031034R1
PCB1	R219	C-CARBON R	RN72K1J-103JE	1	435031034R1
PCB1	R220	C-CARBON R	RN72K1J-103JE	1	435031034R1
PCB1	R221	C-CARBON R	RN72K1J-103JE	1	435031034R1
PCB1	R222	C-CARBON R	RN72K1J-103JE	1	435031034R1
PCB1	R223	C-CARBON R	RN72K1J-103JE	1	435031034R1
PCB1	R224	C-CARBON R	RN72K1J-103JE	1	435031034R1
PCB1	R225	C-CARBON R	RN72K1J-103JE	1	435031034R1
PCB1	R234	C-CARBON R	RN72K1J-103JE	1	435031034R1
PCB1	R235	C-CARBON R	RN72K1J-103JE	1	435031034R1
PCB1	R236	C-CARBON R	RN72K1J-103JE	1	435031034R1
PCB1	R238	C-CARBON R	RN72K1J-470JE	1	435034704R1
PCB1	R239	C-CARBON R	RN72K1J-103JE	1	435031034R1
PCB1	R240	C-CARBON R	RN72K1J-103JE	1	435031034R1
PCB1	R242	C-CARBON R	RN72K1J-103JE	1	435031034R1
PCB1	R249	C-CARBON R	RN72K1J-103JE	1	435031034R1
PCB1	R250	C-CARBON R	RN72K1J-103JE	1	435031034R1
PCB1	R251	C-CARBON R	RN72K1J-103JE	1	435031034R1
PCB1	R255	C-CARBON R	RN72K1J-103JE	1	435031034R1
PCB1	R256	C-CARBON R	RN72K1J-103JE	1	435031034R1
PCB1	R257	C-CARBON R	RN72K1J-331JE	1	435033314R1
PCB1	R258	C-CARBON R	RN72K1J-272JE	1	435032724R1
PCB1	R259	C-CARBON R	RN72K1J-470JE	1	435034704R1
PCB1	R260	C-CARBON R	RN72K1J-103JE	1	435031034R1
PCB1	R261	C-CARBON R	RN72K1J-103JE	1	435031034R1
PCB1	R266	C-CARBON R	RN72K1J-103JE	1	435031034R1
PCB1	R269	C-CARBON R	RN72K1J-332JE	1	435033324R1
PCB1	R270	C-CARBON R	RN72K1J-221JE	1	435032214R1
PCB1	R271	C-CARBON R	RN72K1J-103JE	1	435031034R1
PCB1	R272	C-CARBON R	RN72K1J-103JE	1	435031034R1
PCB1	R273	C-CARBON R	RN72K1J-103JE	1	435031034R1
PCB1	R274	C-CARBON R	RN72K1J-103JE	1	435031034R1
PCB1	R275	C-CARBON R	RN72K1J-103JE	1	435031034R1
PCB1	R276	C-CARBON R	RN72K1J-103JE	1	435031034R1



PCB1	R277	C-CARBON R	RN72K1J-103JE	1	435031034R1
PCB1	R301	C-CARBON R	RN72K1J-470JE	1	435034704R1
PCB1	R302	C-CARBON R	RN72K1J-470JE	1	435034704R1
PCB1	R303	C-CARBON R	RN72K1J-470JE	1	435034704R1
PCB1	R304	C-CARBON R	RN72K1J-221JE	1	435032214R1
PCB1	R305	C-CARBON R	RN72K1J-221JE	1	435032214R1
PCB1	R306	C-CARBON R	RN72K1J-221JE	1	435032214R1
PCB1	R307	C-CARBON R	RN72K1J-221JE	1	435032214R1
PCB1	R308	C-CARBON R	RN72K1J-221JE	1	435032214R1
PCB1	R309	C-CARBON R	RN72K1J-221JE	1	435032214R1
PCB1	R311	C-CARBON R	RN72K1J-272JE	1	435032724R1
PCB1	R312	C-CARBON R	RN72K1J-470JE	1	435034704R1
PCB1	R313	C-CARBON R	RN72K1J-470JE	1	435034704R1
PCB1	R314	C-CARBON R	RN72K1J-470JE	1	435034704R1
PCB1	R315	C-CARBON R	RN72K1J-470JE	1	435034704R1
PCB1	R316	C-CARBON R	RN72K1J-470JE	1	435034704R1
PCB1	R317	C-CARBON R	RN72K1J-470JE	1	435034704R1
PCB1	R318	C-CARBON R	RN72K1J-470JE	1	435034704R1
PCB1	R319	C-CARBON R	RN72K1J-470JE	1	435034704R1
PCB1	R321	C-CARBON R	RN72K1J-560JE	1	435035604R1
PCB1	R322	C-CARBON R	RN72K1J-560JE	1	435035604R1
PCB1	R323	C-CARBON R	RN72K1J-560JE	1	435035604R1
PCB1	R324	C-CARBON R	RN72K1J-560JE	1	435035604R1
PCB1	R325	C-CARBON R	RN72K1J-392JE	1	435033924R1
PCB1	R326	C-CARBON R	RN72K1J-392JE	1	435033924R1
PCB1	R332	C-CARBON R	RN72K1J-331JE	1	435033314R1
PCB1	R333	C-CARBON R	RN72K1J-331JE	1	435033314R1
PCB1	R334	C-CARBON R	RN72K1J-331JE	1	435033314R1
PCB1	R336	C-CARBON R	RN72K1J-331JE	1	435033314R1
PCB1	R339	C-CARBON R	RN72K1J-000JE	1	435030004R1
PCB1	R341	C-CARBON R	RN72K1J-000JE	1	435030004R1
PCB1	R401	C-CARBON R	RN72K1J-332JE	1	435033324R1
PCB1	R402	C-CARBON R	RN72K1J-332JE	1	435033324R1
PCB1	R403	C-CARBON R	RN72K1J-332JE	1	435033324R1
PCB1	R404	C-CARBON R	RN72K1J-332JE	1	435033324R1
PCB1	R405	C-CARBON R	RN72K1J-332JE	1	435033324R1
PCB1	R406	C-CARBON R	RN72K1J-332JE	1	435033324R1
PCB1	R407	C-CARBON R	RN72K1J-332JE	1	435033324R1
PCB1	R408	C-CARBON R	RN72K1J-332JE	1	435033324R1
PCB1	R411	C-CARBON R	RN72K1J-332JE	1	435033324R1
PCB1	R412	C-CARBON R	RN72K1J-332JE	1	435033324R1
PCB1	R413	C-CARBON R	RN72K1J-332JE	1	435033324R1
PCB1	R414	C-CARBON R	RN72K1J-332JE	1	435033324R1
PCB1	R415	C-CARBON R	RN72K1J-332JE	1	435033324R1
PCB1	R416	C-CARBON R	RN72K1J-332JE	1	435033324R1
PCB1	R417	C-CARBON R	RN72K1J-332JE	1	435033324R1
PCB1	R418	C-CARBON R	RN72K1J-332JE	1	435033324R1
PCB1	R421	C-CARBON R	RN72K1J-471JE	1	435034714R1
PCB1	R422	C-CARBON R	RN72K1J-471JE	1	435034714R1
PCB1	R423	C-CARBON R	RN72K1J-471JE	1	435034714R1
PCB1	R424	C-CARBON R	RN72K1J-471JE	1	435034714R1



PCB1	R598	C-CARBON R	RN72K1J-000JE	1	435030004R1	
PCB1	R601	C-CARBON R	RN72K1J-102JE	1	435031024R1	
PCB1	R602	C-CARBON R	RN72K1J-103JE	1	435031034R1	
PCB1	R603	C-CARBON R	RN72K1J-000JE	1	435030004R1	
PCB1	R604	C-CARBON R	RN72K1J-105JE	1	435031054R1	
PCB1	R605	C-CARBON R	RN72K1J-000JE	1	435030004R1	
PCB1	R612	C-CARBON R	RN72K1J-473JE	1	435034734R1	
PCB1	R618	C-CARBON R	RN72K1J-103JE	1	435031034R1	
PCB1	R621	C-CARBON R	RN72K1J-103JE	1	435031034R1	
PCB1	R622	C-CARBON R	RN72K1J-103JE	1	435031034R1	
PCB1	R624	C-CARBON R	RN72K1J-103JE	1	435031034R1	
PCB1	R629	C-CARBON R	RN72K1J-103JE	1	435031034R1	
PCB1	R630	C-CARBON R	RN72K1J-103JE	1	435031034R1	
PCB1	R631	C-CARBON R	RN72K1J-103JE	1	435031034R1	
PCB1	R632	C-CARBON R	RN72K1J-103JE	1	435031034R1	
PCB1	R636	C-CARBON R	RN72K1J-103JE	1	435031034R1	
PCB1	R639	C-CARBON R	RN72K1J-103JE	1	435031034R1	
PCB1	R640	C-CARBON R	RN72K1J-103JE	1	435031034R1	
PCB1	R641	C-CARBON R	RN72K1J-103JE	1	435031034R1	
PCB1	R642	C-CARBON R	RN72K1J-103JE	1	435031034R1	
PCB1	R646	C-CARBON R	RN72K1J-103JE	1	435031034R1	
PCB1	R647	C-CARBON R	RN72K1J-102JE	1	435031024R1	
PCB1	R661	C-CARBON R	RN72K1J-223JE	1	435032234R1	
PCB1	R663	C-CARBON R	RN72K1J-223JE	1	435032234R1	
PCB1	R673	C-CARBON R	RN72K1J-224JE	1	435032244R1	
PCB1	R674	C-CARBON R	RN72K1J-000JE	1	435030004R1	
PCB1	R681	C-CARBON R	RN72K1J-103JE	1	435031034R1	
PCB1	R683	C-CARBON R	RN72K1J-000JE	1	435030004R1	
PCB1	R685	C-CARBON R	RN72K1J-103JE	1	435031034R1	
PCB1	R686	C-CARBON R	RN72K1J-563JE	1	435035634R1	<DD, DC>
PCB1	R686	C-CARBON R	RN72K1J-103JE	1	435031034R1	<PP>
PCB1	R686	C-CARBON R	RN72K1J-103JE	1	435031034R1	<PA, WT>
PCB1	R686	C-CARBON R	RN72K1J-103JE	1	435031034R1	<GR, GQ, GK>
PCB1	R686	C-CARBON R	RN72K1J-103JE	1	435031034R1	<8350>
PCB1	R687	C-CARBON R	RN72K1J-103JE	1	435031034R1	<DD, DC>
PCB1	R687	C-CARBON R	RN72K1J-472JE	1	435034724R1	<PP>
PCB1	R687	C-CARBON R	RN72K1J-472JE	1	435034724R1	<PA, WT>
PCB1	R687	C-CARBON R	RN72K1J-472JE	1	435034724R1	<GR, GQ, GK>
PCB1	R687	C-CARBON R	RN72K1J-472JE	1	435034724R1	<8350>
PCB1	R688	C-CARBON R	RN72K1J-563JE	1	435035634R1	<PP>
PCB1	R688	C-CARBON R	RN72K1J-103JE	1	435031034R1	<PA, WT>
PCB1	R688	C-CARBON R	RN72K1J-103JE	1	435031034R1	<GR, GQ, GK>
PCB1	R688	C-CARBON R	RN72K1J-103JE	1	435031034R1	<8350>
PCB1	R691	C-CARBON R	RN72K1J-000JE	1	435030004R1	
PCB1	R693	C-CARBON R	RN72K1J-272JE	1	435032724R1	
PCB1	R694	C-CARBON R	RN72K1J-272JE	1	435032724R1	
PCB1	R695	C-CARBON R	RN72K1J-272JE	1	435032724R1	
PCB1	R696	C-CARBON R	RN72K1J-272JE	1	435032724R1	
PCB1	R698	C-CARBON R	RN72K1J-000JE	1	435030004R1	<DD, DC>
PCB1	R699	C-CARBON R	RN72K1J-000JE	1	435030004R1	<PP>
PCB1	R699	C-CARBON R	RN72K1J-000JE	1	435030004R1	<PA, WT>

PCB1	R699	C-CARBON R	RN72K1J-000JE	1	435030004R1	<GR, GQ, GK>
PCB1	R699	C-CARBON R	RN72K1J-000JE	1	435030004R1	<8350>
PCB1	R708	C-CARBON R	RN72K1J-103JE	1	435031034R1	
PCB1	R709	C-CARBON R	RN72K1J-221JE	1	435032214R1	
PCB1	R710	C-CARBON R	RN72K1J-221JE	1	435032214R1	
PCB1	R717	C-CARBON R	RN72K1J-103JE	1	435031034R1	
PCB1	R719	C-CARBON R	RN72K1J-221JE	1	435032214R1	
PCB1	R729	C-CARBON R	RN72K1J-100JE	1	435031004R1	
PCB1	R730	C-CARBON R	RN72K1J-100JE	1	435031004R1	
PCB1	R731	C-CARBON R	RN72K1J-221JE	1	435032214R1	
PCB1	R732	C-CARBON R	RN72K1J-221JE	1	435032214R1	
PCB1	R733	C-CARBON R	RN72K1J-221JE	1	435032214R1	
PCB1	R734	C-CARBON R	RN72K1J-221JE	1	435032214R1	
PCB1	R736	C-CARBON R	RN72K1J-221JE	1	435032214R1	
PCB1	R747	C-CARBON R	RN72K1J-222JE	1	435032224R1	
PCB1	R758	C-CARBON R	RN72K1J-221JE	1	435032214R1	
PCB1	R759	C-CARBON R	RN72K1J-221JE	1	435032214R1	
PCB1	R763	C-CARBON R	RN72K1J-102JE	1	435031024R1	
PCB1	R765	C-CARBON R	RN72K1J-102JE	1	435031024R1	
PCB1	R766	C-CARBON R	RN72K1J-102JE	1	435031024R1	
PCB1	R767	C-CARBON R	RN72K1J-102JE	1	435031024R1	
PCB1	R771	C-CARBON R	RN72K1J-102JE	1	435031024R1	
PCB1	R772	C-CARBON R	RN72K1J-102JE	1	435031024R1	
PCB1	R773	C-CARBON R	RN72K1J-331JE	1	435033314R1	
PCB1	R775	C-CARBON R	RN72K1J-102JE	1	435031024R1	
PCB1	R781	C-CARBON R	RN72K1J-102JE	1	435031024R1	
PCB1	R783	C-CARBON R	RN72K1J-102JE	1	435031024R1	
PCB1	R784	C-CARBON R	RN72K1J-102JE	1	435031024R1	
PCB1	R786	C-CARBON R	RN72K1J-333JE	1	435033334R1	<DD, DC>
PCB1	R786	C-CARBON R	RN72K1J-103JE	1	435031034R1	<PP>
PCB1	R786	C-CARBON R	RN72K1J-103JE	1	435031034R1	<PA, WT>
PCB1	R786	C-CARBON R	RN72K1J-103JE	1	435031034R1	<GR, GQ, GK>
PCB1	R786	C-CARBON R	RN72K1J-103JE	1	435031034R1	<8350>
PCB1	R787	C-CARBON R	RN72K1J-333JE	1	435033334R1	
PCB1	R788	C-CARBON R	RN72K1J-000JE	1	435030004R1	<DD, DC>
PCB1	R788	C-CARBON R	RN72K1J-333JE	1	435033334R1	<PP>
PCB1	R788	C-CARBON R	RN72K1J-103JE	1	435031034R1	<PA, WT>
PCB1	R788	C-CARBON R	RN72K1J-103JE	1	435031034R1	<GR, GQ, GK>
PCB1	R788	C-CARBON R	RN72K1J-103JE	1	435031034R1	<8350>
PCB1	R789	C-CARBON R	RN72K1J-472JE	1	435034724R1	
PCB1	R790	C-CARBON R	RN72K1J-472JE	1	435034724R1	
PCB1	R791	C-CARBON R	RN72K1J-472JE	1	435034724R1	
PCB1	R792	C-CARBON R	RN72K1J-472JE	1	435034724R1	
PCB1	R793	C-CARBON R	RN72K1J-472JE	1	435034724R1	
PCB1	R794	C-CARBON R	RN72K1J-472JE	1	435034724R1	
PCB1	R795	C-CARBON R	RN72K1J-472JE	1	435034724R1	
PCB1	R797	C-CARBON R	RN72K1J-472JE	1	435034724R1	
PCB1	R800	C-CARBON R	RN72K1J-221JE	1	435032214R1	
PCB1	R801	C-CARBON R	RN72K1J-273JE	1	435032734R1	
PCB1	R802	C-CARBON R	RN72K1J-332JE	1	435033324R1	
PCB1	R803	C-CARBON R	RN72K1J-332JE	1	435033324R1	

PCB1	R804	C-CARBON R	RN72K1J-221JE	1	435032214R1	
PCB1	R805	C-CARBON R	RN72K1J-221JE	1	435032214R1	
PCB1	R806	C-CARBON R	RN72K1J-221JE	1	435032214R1	
PCB1	R807	C-CARBON R	RN72K1J-221JE	1	435032214R1	
PCB1	R808	C-CARBON R	RN72K1J-104JE	1	435031044R1	
PCB1	R810	C-CARBON R	RN72K1J-101JE	1	435031014R1	
PCB1	R811	C-CARBON R	RN72K1J-103JE	1	435031034R1	
PCB1	R812	C-CARBON R	RN72K1J-103JE	1	435031034R1	
PCB1	R813	C-CARBON R	RN72K1J-103JE	1	435031034R1	
PCB1	R814	C-CARBON R	RN72K1J-103JE	1	435031034R1	
PCB1	R821	C-CARBON R	RN72K1J-222JE	1	435032224R1	
PCB1	R823	C-CARBON R	RN72K1J-560JE	1	435035604R1	
PCB1	R824	C-CARBON R	RN72K1J-560JE	1	435035604R1	
PCB1	R825	C-CARBON R	RN72K1J-560JE	1	435035604R1	<PP>
PCB1	R825	C-CARBON R	RN72K1J-560JE	1	435035604R1	<PA, WT>
PCB1	R825	C-CARBON R	RN72K1J-560JE	1	435035604R1	<GR, GQ, GK>
PCB1	R825	C-CARBON R	RN72K1J-560JE	1	435035604R1	<8350>
PCB1	R826	C-CARBON R	RN72K1J-560JE	1	435035604R1	<PP>
PCB1	R826	C-CARBON R	RN72K1J-560JE	1	435035604R1	<PA,WT>
PCB1	R826	C-CARBON R	RN72K1J-560JE	1	435035604R1	<GR, GQ, GK>
PCB1	R826	C-CARBON R	RN72K1J-560JE	1	435035604R1	<8350>
PCB1	R827	C-CARBON R	RN72K1J-101JE	1	435031014R1	
PCB1	R828	C-CARBON R	RN72K1J-102JE	1	435031024R1	
PCB1	R831	C-CARBON R	RN72K1J-331JE	1	435033314R1	
PCB1	R832	C-CARBON R	RN72K1J-471JE	1	435034714R1	
PCB1	R833	C-CARBON R	RN72K1J-561JE	1	435035614R1	
PCB1	R834	C-CARBON R	RN72K1J-821JE	1	435038214R1	
PCB1	R835	C-CARBON R	RN72K1J-122JE	1	435031224R1	
PCB1	R836	C-CARBON R	RN72K1J-222JE	1	435032224R1	
PCB1	R841	C-CARBON R	RN72K1J-331JE	1	435033314R1	
PCB1	R842	C-CARBON R	RN72K1J-471JE	1	435034714R1	
PCB1	R843	C-CARBON R	RN72K1J-561JE	1	435035614R1	
PCB1	R844	C-CARBON R	RN72K1J-821JE	1	435038214R1	
PCB1	R845	C-CARBON R	RN72K1J-122JE	1	435031224R1	
PCB1	R846	C-CARBON R	RN72K1J-222JE	1	435032224R1	
PCB1	R847	C-CARBON R	RN72K1J-392JE	1	435033924R1	
PCB1	R851	C-CARBON R	RN72K1J-331JE	1	435033314R1	
PCB1	R852	C-CARBON R	RN72K1J-471JE	1	435034714R1	
PCB1	R853	C-CARBON R	RN72K1J-561JE	1	435035614R1	
PCB1	R854	C-CARBON R	RN72K1J-821JE	1	435038214R1	
PCB1	R855	C-CARBON R	RN72K1J-122JE	1	435031224R1	
PCB1	R856	C-CARBON R	RN72K1J-222JE	1	435032224R1	
PCB1	R857	C-CARBON R	RN72K1J-392JE	1	435033924R1	
PCB1	R858	C-CARBON R	RN72K1J-123JE	1	435031234R1	
PCB1	R861	C-CARBON R	RN72K1J-331JE	1	435033314R1	
PCB1	R862	C-CARBON R	RN72K1J-471JE	1	435034714R1	
PCB1	R863	C-CARBON R	RN72K1J-561JE	1	435035614R1	
PCB1	R864	C-CARBON R	RN72K1J-821JE	1	435038214R1	
PCB1	R865	C-CARBON R	RN72K1J-122JE	1	435031224R1	
PCB1	R866	C-CARBON R	RN72K1J-222JE	1	435032224R1	
PCB1	R867	C-CARBON R	RN72K1J-392JE	1	435033924R1	

PCB1	R868	C-CARBON R	RN72K1J-123JE	1	435031234R1
PCB1	R883	C-CARBON R	RN72K1J-331JE	1	435033314R1
PCB1	R884	C-CARBON R	RN72K1J-331JE	1	435033314R1
PCB1	R885	C-CARBON R	RN72K1J-750JE	1	435037504R1
PCB1	E301	TRM	NTM-1P233(M1969)	1	25060302
PCB1	E301A	ISO PLT	---	1	28175316
PCB1	E883	RETAINER	(S)	1	27141931
PCB1	E891	RETAINER	KANAGU	1	27141059
PCB1	P101A	SOCKET	NSCT-15P2108	1	25052211
PCB1	P132	PIN JACK	NPJ-1PDBL291	1	25045473
PCB1	P132 or	PIN JACK	NPJ-1PDO554	(1)	25045772
PCB1	P301A	SOCKET	NSCT-10P2190	1	25052293
PCB1	P302A	SOCKET	NSCT-20P2200	1	25052303
PCB1	P303A	SOCKET	NSCT-20P2200	1	25052303
PCB1	P311A	SOCKET AS	NSAS-20P1043	1	2002A392025UL
PCB1	P312	HOLDER	HOLDER(CLAMP)	1	27190540-1
PCB1	P702A	SOCKET	NSCT-29P2263	1	25052366
PCB1	P702Aor	SOCKET	NSCT-29P2447	(1)	25052550
PCB1	P702B	SOCKET	NSCT-29P2263	1	25052366
PCB1	P702Bor	SOCKET	NSCT-29P2447	(1)	25052550
PCB1	P721	ST JACK	LG Y2502-0200C	1	25045696
PCB1	P751A	SOCKET	NSCT-9P2427	1	25052530
PCB1	P871	PIN JACK	NPJ-7PDB477	1	25045680
PCB1	P891	ST JACK	MSJ-064-05A SR	1	25045783
PCB1	P891 or	ST JACK	YKB21-5005	(1)	25045724
PCB1	P2005	PLUG	NPLG-13P0968	1	25056018
PCB1	S801	PUSH SW	NPS-111-S681	1	25035718
PCB1	S801 or	PUSH SW	NPS-111-S677	(1)	25035714
PCB1	S802	PUSH SW	NPS-111-S681	1	25035718
PCB1	S802 or	PUSH SW	NPS-111-S677	(1)	25035714
PCB1	S803	PUSH SW	NPS-111-S681	1	25035718
PCB1	S803 or	PUSH SW	NPS-111-S677	(1)	25035714
PCB1	S804	PUSH SW	NPS-111-S681	1	25035718
PCB1	S804 or	PUSH SW	NPS-111-S677	(1)	25035714
PCB1	S807	PUSH SW	NPS-111-S681	1	25035718
PCB1	S807 or	PUSH SW	NPS-111-S677	(1)	25035714
PCB1	S811	PUSH SW	NPS-111-S681	1	25035718
PCB1	S811 or	PUSH SW	NPS-111-S677	(1)	25035714
PCB1	S812	PUSH SW	NPS-111-S681	1	25035718
PCB1	S812 or	PUSH SW	NPS-111-S677	(1)	25035714
PCB1	S813	PUSH SW	NPS-111-S681	1	25035718
PCB1	S813 or	PUSH SW	NPS-111-S677	(1)	25035714
PCB1	S814	PUSH SW	NPS-111-S681	1	25035718
PCB1	S814 or	PUSH SW	NPS-111-S677	(1)	25035714
PCB1	S815	PUSH SW	NPS-111-S681	1	25035718
PCB1	S815 or	PUSH SW	NPS-111-S677	(1)	25035714
PCB1	S816	PUSH SW	NPS-111-S681	1	25035718
PCB1	S816 or	PUSH SW	NPS-111-S677	(1)	25035714
PCB1	S817	PUSH SW	NPS-111-S681	1	25035718
PCB1	S817 or	PUSH SW	NPS-111-S677	(1)	25035714
PCB1	S818	PUSH SW	NPS-111-S681	1	25035718

PCB1	S818 or	PUSH SW	NPS-111-S677	(1)	25035714	
PCB1	S821	PUSH SW	NPS-111-S681	1	25035718	
PCB1	S821 or	PUSH SW	NPS-111-S677	(1)	25035714	
PCB1	S822	PUSH SW	NPS-111-S681	1	25035718	
PCB1	S822 or	PUSH SW	NPS-111-S677	(1)	25035714	
PCB1	S823	PUSH SW	NPS-111-S681	1	25035718	
PCB1	S823 or	PUSH SW	NPS-111-S677	(1)	25035714	
PCB1	S824	PUSH SW	NPS-111-S681	1	25035718	
PCB1	S824 or	PUSH SW	NPS-111-S677	(1)	25035714	
PCB1	S825	PUSH SW	NPS-111-S681	1	25035718	
PCB1	S825 or	PUSH SW	NPS-111-S677	(1)	25035714	
PCB1	S826	PUSH SW	NPS-111-S681	1	25035718	
PCB1	S826 or	PUSH SW	NPS-111-S677	(1)	25035714	
PCB1	S827	PUSH SW	NPS-111-S681	1	25035718	
PCB1	S827 or	PUSH SW	NPS-111-S677	(1)	25035714	
PCB1	S828	PUSH SW	NPS-111-S681	1	25035718	
PCB1	S828 or	PUSH SW	NPS-111-S677	(1)	25035714	
PCB1	S829	PUSH SW	NPS-111-S681	1	25035718	
PCB1	S829 or	PUSH SW	NPS-111-S677	(1)	25035714	
PCB1	S831	PUSH SW	NPS-111-S681	1	25035718	
PCB1	S831 or	PUSH SW	NPS-111-S677	(1)	25035714	
PCB1	S832	PUSH SW	NPS-111-S681	1	25035718	
PCB1	S832 or	PUSH SW	NPS-111-S677	(1)	25035714	
PCB1	S833	PUSH SW	NPS-111-S681	1	25035718	
PCB1	S833 or	PUSH SW	NPS-111-S677	(1)	25035714	
PCB1	S834	PUSH SW	NPS-111-S681	1	25035718	
PCB1	S834 or	PUSH SW	NPS-111-S677	(1)	25035714	
PCB1	S835	PUSH SW	NPS-111-S681	1	25035718	
PCB1	S835 or	PUSH SW	NPS-111-S677	(1)	25035714	
PCB1	S836	PUSH SW	NPS-111-S681	1	25035718	
PCB1	S836 or	PUSH SW	NPS-111-S677	(1)	25035714	
PCB1	S837	PUSH SW	NPS-111-S681	1	25035718	
PCB1	S837 or	PUSH SW	NPS-111-S677	(1)	25035714	
PCB1	S838	PUSH SW	NPS-111-S681	1	25035718	
PCB1	S838 or	PUSH SW	NPS-111-S677	(1)	25035714	
PCB1	S839	PUSH SW	NPS-111-S681	1	25035718	
PCB1	S839 or	PUSH SW	NPS-111-S677	(1)	25035714	
PCB1	S851	R ENCODE	EC12E2425	1	25065655	
PCB1	JL831A	WIRE HOL	NSCT-7P898	1	25051111	
PCB1	JL831B	WIRE HOL	NSCT-7P898	1	25051111	
PCB1	JL891A	WIRE HOL	NSCT-5P896	1	25051109	

<b>U05</b>	<b>AMPLIFIER PC BOARD (NAAF-8523-1E/1F)</b>
<b>U06</b>	<b>SEC. TERMINAL-2 PC BOARD (NAPS-8524-1E/1F)</b>
<b>U07</b>	<b>SBR AMPLIFIER PC BOARD (NAETC-8525-1E/1F)</b>
<b>U08</b>	<b>THERMAL SENSOR PC BOARD (NAETC-8526-1E/1F)</b>
<b>U09</b>	<b>HOLDER PC BOARD (NAETC-8527-1E/1F)</b>

	CIRCUIT NO	NAME	DESCRIPTION	Q'TY	PART NO	REMARKS
PCB2	Q5501	IC	NJW1157B	1	22242193R3	
PCB2	Q5502	IC	NJU7311AM	1	22242209R2	

PCB2	Q5503	IC		NJM4580M-D	1	22241448R2	
PCB2	Q5600	TR		RN1441	1	2215410R2	
PCB2	Q5601	TR		RN1441	1	2215410R2	
PCB2	Q5602	TR		RN1441	1	2215410R2	
PCB2	Q5603	TR		RN1441	1	2215410R2	
PCB2	Q5604	TR		RN1441	1	2215410R2	
PCB2	Q5605	TR		RN1441	1	2215410R2	
PCB2	Q5606	TR		RN1441	1	2215410R2	
PCB2	Q5607	TR		RN1441	1	2215410R2	
PCB2	Q5617	TR		RN1441	1	2215410R2	
PCB2	Q5630	IC		NJM4580M-D	1	22241448R2	
PCB2	Q5640	IC		AN34060A	1	22242205	
PCB2	Q5650	TR		2SB1068-U	1	2212855	<PP, PA, WT>
PCB2	Q5650 or	TR		2SB1068-K	(1)	2212853	<PP, PA, WT>
PCB2	Q5650	TR		2SB1068-U	1	2212855	<GR, GQ, GK>
PCB2	Q5650 or	TR		2SB1068-K	(1)	2212853	<GR, GQ, GK>
PCB2	Q5650	TR		2SB1068-U	1	2212855	<8350>
PCB2	Q5650 or	TR		2SB1068-K	(1)	2212853	<8350>
PCB2	Q5651	TR		RN1402	1	2214470R2	<PP, PA, WT>
PCB2	Q5651 or	TR		KRC102S	(1)	2216190R2	<PP, PA, WT>
PCB2	Q5651 or	TR		UNR2211	(1)	2217130R2	<PP, PA, WT>
PCB2	Q5651	TR		RN1402	1	2214470R2	<GR, GQ, GK>
PCB2	Q5651 or	TR		KRC102S	(1)	2216190R2	<GR, GQ, GK>
PCB2	Q5651 or	TR		UNR2211	(1)	2217130R2	<GR, GQ, GK>
PCB2	Q5651	TR		RN1402	1	2214470R2	<8350>
PCB2	Q5651 or	TR		KRC102S	(1)	2216190R2	<8350>
PCB2	Q5651 or	TR		UNR2211	(1)	2217130R2	<8350>
PCB2	Q5652	TR		RN2402	1	2214530R2	<PP, PA, WT>
PCB2	Q5652 or	TR		KRA102S	(1)	2216220R2	<PP, PA, WT>
PCB2	Q5652 or	TR		UNR2111	(1)	2217110R2	<PP, PA, WT>
PCB2	Q5652	TR		RN2402	1	2214530R2	<GR, GQ, GK>
PCB2	Q5652 or	TR		KRA102S	(1)	2216220R2	<GR, GQ, GK>
PCB2	Q5652 or	TR		UNR2111	(1)	2217110R2	<GR, GQ, GK>
PCB2	Q5652	TR		RN2402	1	2214530R2	<8350>
PCB2	Q5652 or	TR		KRA102S	(1)	2216220R2	<8350>
PCB2	Q5652 or	TR		UNR2111	(1)	2217110R2	<8350>
PCB2	Q5653	TR		2SD1468S-R	1	2215024	<PP, PA, WT>
PCB2	Q5653	TR		2SD1468S-R	1	2215024	<GR, GQ, GK>
PCB2	Q5653	TR		2SD1468S-R	1	2215024	<8350>
PCB2	Q5660	IC(REGURATOR)		7812HF(TA7812S)	1	222780124TOS	
PCB2	Q5660 or	IC(REGULATOR)		78M12HF	(1)	222780125	
PCB2	Q5660A	SCREW		3P+10FN(BC)	1	82143010GR	
PCB2	Q5661	IC(REGURATOR)		79012HF(TA79012S)	1	222790124TOS	
PCB2	Q5661 or	IC(REGULATOR)		79M12HF	(1)	222790125	
PCB2	Q5661A	SCREW		3P+10FN(BC)	1	82143010GR	
PCB2	Q5661B	HEAT SINK		RAD-213	1	27160570	
PCB2	Q5661C	TAPE		TAPE(CLOTH-16U)	(1)	29110083	
PCB2	Q6010	TR		2SC1740S-S	1	2213285	
PCB2	Q6011	TR		2SC1740S-S	1	2213285	
PCB2	Q6012	TR		2SC1740S-S	1	2213285	
PCB2	Q6013	TR		2SC1740S-S	1	2213285	



PCB2	Q6014	TR	2SC1740S-S	1	2213285
PCB2	Q6015	TR	2SC1740S-S	1	2213285
PCB2	Q6016	TR	2SC1740S-S	1	2213285
PCB2	Q6020	TR	2SC1740S-S	1	2213285
PCB2	Q6021	TR	2SC1740S-S	1	2213285
PCB2	Q6022	TR	2SC1740S-S	1	2213285
PCB2	Q6023	TR	2SC1740S-S	1	2213285
PCB2	Q6024	TR	2SC1740S-S	1	2213285
PCB2	Q6025	TR	2SC1740S-S	1	2213285
PCB2	Q6026	TR	2SC1740S-S	1	2213285
PCB2	Q6030	TR	2SC5171	1	2203010
PCB2	Q6030 or	TR	2SC5993-Q,P	(1)	2217161
PCB2	Q6031	TR	2SC5171	1	2203010
PCB2	Q6031 or	TR	2SC5993-Q,P	(1)	2217161
PCB2	Q6032	TR	2SC5171	1	2203010
PCB2	Q6032 or	TR	2SC5993-Q,P	(1)	2217161
PCB2	Q6033	TR	2SC5171	1	2203010
PCB2	Q6033 or	TR	KTD2061-Y	(1)	2203434
PCB2	Q6034	TR	2SC5171	1	2203010
PCB2	Q6034 or	TR	KTD2061-Y	(1)	2203434
PCB2	Q6035	TR	2SC5171	1	2203010
PCB2	Q6035 or	TR	KTD2061-Y	(1)	2203434
PCB2	Q6036	TR	2SC5171	1	2203010
PCB2	Q6036 or	TR	KTD2061-Y	(1)	2203434
PCB2	Q6040	TR	2SA1930	1	2203000
PCB2	Q6040 or	TR	2SA2140-Q,P	(1)	2217151
PCB2	Q6041	TR	2SA1930	1	2203000
PCB2	Q6041 or	TR	2SA2140-Q,P	(1)	2217151
PCB2	Q6042	TR	2SA1930	1	2203000
PCB2	Q6042 or	TR	2SA2140-Q,P	(1)	2217151
PCB2	Q6043	TR	2SA1930	1	2203000
PCB2	Q6043 or	TR	KTB1369-Y	(1)	2203424
PCB2	Q6044	TR	2SA1930	1	2203000
PCB2	Q6044 or	TR	KTB1369-Y	(1)	2203424
PCB2	Q6045	TR	2SA1930	1	2203000
PCB2	Q6045 or	TR	KTB1369-Y	(1)	2203424
PCB2	Q6046	TR	2SA1930	1	2203000
PCB2	Q6046 or	TR	KTB1369-Y	(1)	2203424
PCB2	Q6070	TR	2SC2240-GR	1	2211405
PCB2	Q6070 or	TR	2SC2240-BL	(1)	2211406
PCB2	Q6071	TR	2SC2240-GR	1	2211405
PCB2	Q6071 or	TR	2SC2240-BL	(1)	2211406
PCB2	Q6072	TR	2SC2240-GR	1	2211405
PCB2	Q6072 or	TR	2SC2240-BL	(1)	2211406
PCB2	Q6073	TR	2SC2240-GR	1	2211405
PCB2	Q6073 or	TR	2SC2240-BL	(1)	2211406
PCB2	Q6074	TR	2SC2240-GR	1	2211405
PCB2	Q6074 or	TR	2SC2240-BL	(1)	2211406
PCB2	Q6075	TR	2SC2240-GR	1	2211405
PCB2	Q6075 or	TR	2SC2240-BL	(1)	2211406
PCB2	Q6076	TR	2SC2240-GR	1	2211405

PCB2	Q6076 or	TR	2SC2240-BL	(1)	2211406
PCB2	Q6380	IC	LM61CIZ	1	22242212
PCB2	Q6701	TR	2SC2240-GR	1	2211405
PCB2	Q6701 or	TR	2SC2240-BL	(1)	2211406
PCB2	Q6701 or	TR	KTC3200-GR	(1)	2215895
PCB2	Q6701 or	TR	KTC3200-BL	(1)	2215896
PCB2	Q6702	TR	2SC2240-GR	1	2211405
PCB2	Q6702 or	TR	2SC2240-BL	(1)	2211406
PCB2	Q6702 or	TR	KTC3200-GR	(1)	2215895
PCB2	Q6702 or	TR	KTC3200-BL	(1)	2215896
PCB2	Q6703	TR	KTA1268-BL	1	2215886
PCB2	Q6703 or	TR	2SA992-F	(1)	2211792
PCB2	Q6703 or	TR	2SA992-E	(1)	2211793
PCB2	Q6703 or	TR	2SA1123-R	(1)	2214974
PCB2	Q6703 or	TR	KTA1268-GR	(1)	2215885
PCB2	Q6901	TR	KTC3199-GR	1	2215864
PCB2	Q6901 or	TR	2SC2458-GR	(1)	2212115
PCB2	Q6901 or	TR	2SC1740S-R	(1)	2213284
PCB2	Q6901 or	TR	2SC1740S-S	(1)	2213285
PCB2	D5671	ZENER D	MTZJ6.8C	1	224470683
PCB2	D5672	ZENER D	MTZJ6.8C	1	224470683
PCB2	D5710	DIODE	ISS133	1	223163
PCB2	D5710 or	DIODE	ISS270A	(1)	223205
PCB2	D5710 or	DIODE	ISS133(DS)	(1)	223280
PCB2	D5711	DIODE	ISS133	1	223163
PCB2	D5711 or	DIODE	ISS270A	(1)	223205
PCB2	D5711 or	DIODE	ISS133(DS)	(1)	223280
PCB2	D6000	DIODE	ISS133	1	223163
PCB2	D6000 or	DIODE	ISS270A	(1)	223205
PCB2	D6000 or	DIODE	ISS133(DS)	(1)	223280
PCB2	D6001	DIODE	ISS133	1	223163
PCB2	D6001 or	DIODE	ISS270A	(1)	223205
PCB2	D6001 or	DIODE	ISS133(DS)	(1)	223280
PCB2	D6002	DIODE	ISS133	1	223163
PCB2	D6002 or	DIODE	ISS270A	(1)	223205
PCB2	D6002 or	DIODE	ISS133(DS)	(1)	223280
PCB2	D6003	DIODE	ISS133	1	223163
PCB2	D6003 or	DIODE	ISS133(DS)	(1)	223280
PCB2	D6003 or	DIODE	ISS270A	(1)	223205
PCB2	D6004	DIODE	ISS133	1	223163
PCB2	D6004 or	DIODE	ISS270A	(1)	223205
PCB2	D6004 or	DIODE	ISS133(DS)	(1)	223280
PCB2	D6005	DIODE	ISS133	1	223163
PCB2	D6005 or	DIODE	ISS270A	(1)	223205
PCB2	D6005 or	DIODE	ISS133(DS)	(1)	223280
PCB2	D6006	DIODE	ISS133	1	223163
PCB2	D6006 or	DIODE	ISS270A	(1)	223205
PCB2	D6006 or	DIODE	ISS133(DS)	(1)	223280
PCB2	D6010	DIODE	ISS133	1	223163
PCB2	D6010 or	DIODE	ISS270A	(1)	223205
PCB2	D6010 or	DIODE	ISS133(DS)	(1)	223280

PCB2	D6011	DIODE	ISS133	1	223163	
PCB2	D6011 or	DIODE	ISS270A	(1)	223205	
PCB2	D6011 or	DIODE	ISS133(DS)	(1)	223280	
PCB2	D6012	DIODE	ISS133	1	223163	
PCB2	D6012 or	DIODE	ISS270A	(1)	223205	
PCB2	D6012 or	DIODE	ISS133(DS)	(1)	223280	
PCB2	D6013	DIODE	ISS133	1	223163	
PCB2	D6013 or	DIODE	ISS270A	(1)	223205	
PCB2	D6013 or	DIODE	ISS133(DS)	(1)	223280	
PCB2	D6014	DIODE	ISS133	1	223163	
PCB2	D6014 or	DIODE	ISS270A	(1)	223205	
PCB2	D6014 or	DIODE	ISS133(DS)	(1)	223280	
PCB2	D6015	DIODE	ISS133	1	223163	
PCB2	D6015 or	DIODE	ISS270A	(1)	223205	
PCB2	D6015 or	DIODE	ISS133(DS)	(1)	223280	
PCB2	D6016	DIODE	ISS133	1	223163	
PCB2	D6016 or	DIODE	ISS270A	(1)	223205	
PCB2	D6016 or	DIODE	ISS133(DS)	(1)	223280	
PCB2	D6701	DIODE	ISS133	1	223163	
PCB2	D6701 or	DIODE	ISS270A	(1)	223205	
PCB2	D6701 or	DIODE	ISS133(DS)	(1)	223280	
PCB2	D6702	DIODE	ISS133	1	223163	
PCB2	D6702 or	DIODE	ISS270A	(1)	223205	
PCB2	D6702 or	DIODE	ISS133(DS)	(1)	223280	
PCB2	D6703	ZENER D	MTZJ5.1B	1	224470512	
PCB2	D6703 or	ZENER D	DZ-5.1BSB	(1)	224850512	
PCB2	D6704	ZENER D	MTZJ5.1B	1	224470512	
PCB2	D6704 or	ZENER D	DZ-5.1BSB	(1)	224850512	
PCB2	D6901	DIODE	ISS133	1	223163	
PCB2	D6901 or	DIODE	ISS270A	(1)	223205	
PCB2	D6901 or	DIODE	ISS133(DS)	(1)	223280	
PCB2	D6902	DIODE	ISS133	1	223163	
PCB2	D6902 or	DIODE	ISS270A	(1)	223205	
PCB2	D6902 or	DIODE	ISS133(DS)	(1)	223280	
PCB2	D6904	DIODE	D10XB60H	1	22380337	
PCB2	D6904A	HEAT SINK	RAD-196	1	27160545	
PCB2	D6904B	SCREW	3P+10FN(BC)	1	82143010GR	
PCB2	D6904C	TAPE	TAPE(CLOTH-16U)	(1)	29110083	
PCB2	D6905	DIODE	D10XB60H	1	22380337	
PCB2	D6905B	SCREW	3P+10FN(BC)	1	82143010GR	
PCB2	D6906	DIODE	ISS133	1	223163	
PCB2	D6906 or	DIODE	ISS270A	(1)	223205	
PCB2	D6906 or	DIODE	ISS133(DS)	(1)	223280	
PCB2	D9005	DIODE	D3SBA20	1	22380271F	
PCB2	D9005 or	DIODE	RS403M	(1)	22380285F	
PCB2	D9011	DIODE	RL1N4003	1	22380260	
PCB2	D9011 or	DIODE	GP104003E	(1)	22380035	
PCB2	C5503	TF C	ECQ-B50V-221K	1	374722215	
PCB2	C5504	TF C	ECQ-B50V-221K	1	374722215	
PCB2	C5507	C-CERA C	CC725CH1H-221J1	1	342102214R1	
PCB2	C5508	C-CERA C	CC725CH1H-221J1	1	342102214R1	

PCB2	C5513	C-CERA C	CC725CH1H-221J1	1	342102214R1
PCB2	C5514	C-CERA C	CC725CH1H-221J1	1	342102214R1
PCB2	C5517	C-CERA C	CC725CH1H-221J1	1	342102214R1
PCB2	C5518	C-CERA C	CC725CH1H-221J1	1	342102214R1
PCB2	C5519	C-CERA C	CC725CH1H-221J1	1	342102214R1
PCB2	C5520	C-CERA C	CC725CH1H-221J1	1	342102214R1
PCB2	C5521	C-CERA C	CC725CH1H-221J1	1	342102214R1
PCB2	C5522	C-CERA C	CC725CH1H-221J1	1	342102214R1
PCB2	C5523	C-CERA C	CC725CH1H-221J1	1	342102214R1
PCB2	C5524	C-CERA C	CC725CH1H-221J1	1	342102214R1
PCB2	C5529	C-CERA C	CC725CH1H-102J1	1	342101024R1
PCB2	C5550	VX C	CE04W50V-4.7M(VX)	1	393380477
PCB2	C5551	MMT C	MMT50V-224J	1	375522244
PCB2	C5552	TF C	ECQ-B50V-472J	1	374724724
PCB2	C5553	VX C	CE04W50V-4.7M(VX)	1	393380477
PCB2	C5554	MMT C	MMT50V-224J	1	375522244
PCB2	C5555	TF C	ECQ-B50V-472J	1	374724724
PCB2	C5556	VX C	CE04W25V-47M(VX)	1	393354707
PCB2	C5557	VX C	CE04W25V-47M(VX)	1	393354707
PCB2	C5558	VX C	CE04W25V-47M(VX)	1	393354707
PCB2	C5559	VX C	CE04W25V-47M(VX)	1	393354707
PCB2	C5560	VX C	CE04W25V-47M(VX)	1	393354707
PCB2	C5561	VX C	CE04W25V-47M(VX)	1	393354707
PCB2	C5562	VX C	CE04W25V-47M(VX)	1	393354707
PCB2	C5563	VX C	CE04W25V-47M(VX)	1	393354707
PCB2	C5564	VX C	CE04W50V-10M(VX)	1	393381007
PCB2	C5565	VX C	CE04W50V-10M(VX)	1	393381007
PCB2	C5566	VX C	CE04W50V-10M(VX)	1	393381007
PCB2	C5567	VX C	CE04W50V-10M(VX)	1	393381007
PCB2	C5568	VX C	CE04W50V-10M(VX)	1	393381007
PCB2	C5569	VX C	CE04W50V-10M(VX)	1	393381007
PCB2	C5570	VX C	CE04W50V-10M(VX)	1	393381007
PCB2	C5571	VX C	CE04W50V-10M(VX)	1	393381007
PCB2	C5572	VX C	CE04W50V-10M(VX)	1	393381007
PCB2	C5573	VX C	CE04W50V-10M(VX)	1	393381007
PCB2	C5574	VX C	CE04W50V-10M(VX)	1	393381007
PCB2	C5575	VX C	CE04W50V-10M(VX)	1	393381007
PCB2	C5576	VX C	CE04W50V-10M(VX)	1	393381007
PCB2	C5577	VX C	CE04W50V-10M(VX)	1	393381007
PCB2	C5578	VX C	CE04W50V-1M(VX)	1	393380107
PCB2	C5590	C-CERA C	CC725CH1H-330J1	1	342103304R1
PCB2	C5591	C-CERA C	CC725CH1H-330J1	1	342103304R1
PCB2	C5600	VX C	CE04W50V-47M(VX)	1	393384707
PCB2	C5601	VX C	CE04W50V-47M(VX)	1	393384707
PCB2	C5602	VX C	CE04W50V-47M(VX)	1	393384707
PCB2	C5603	VX C	CE04W50V-47M(VX)	1	393384707
PCB2	C5604	VX C	CE04W50V-47M(VX)	1	393384707
PCB2	C5605	VX C	CE04W50V-47M(VX)	1	393384707
PCB2	C5606	VX C	CE04W50V-47M(VX)	1	393384707
PCB2	C5607	VX C	CE04W50V-10M(VX)	1	393381007
PCB2	C5608	VX C	CE04W50V-47M(VX)	1	393384707

PCB2	C5609	VX C	CE04W50V-47M(VX)	1	393384707
PCB2	C5630	VX C	CE04W50V-10M(VX)	1	393381007
PCB2	C5631	C-CERA C	CK725CH1H-221J1	1	342102214R1
PCB2	C5632	C-CERA C	CK725B1H-103K1	1	332101035R1
PCB2	C5640	VX C	CE04W50V-22M(VX)	1	393382207
PCB2	C5641	VX C	CE04W50V-22M(VX)	1	393382207
PCB2	C5642	VX C	CE04W50V-22M(VX)	1	393382207
PCB2	C5643	VX C	CE04W50V-22M(VX)	1	393382207
PCB2	C5660	VX C	CE04W50V-10M(VX)	1	393381007
PCB2	C5661	VX C	CE04W50V-10M(VX)	1	393381007
PCB2	C5662	VX C	CE04W50V-10M(VX)	1	393381007
PCB2	C5663	VX C	CE04W50V-10M(VX)	1	393381007
PCB2	C5664	VX C	CE04W25V-100M(VX)	1	393351017
PCB2	C5665	VX C	CE04W25V-100M(VX)	1	393351017
PCB2	C5666	VX C	CE04W25V-220M(VX)	1	393352217
PCB2	C5667	VX C	CE04W25V-220M(VX)	1	393352217
PCB2	C5668	VX C	CE04W25V-220M(VX)	1	393352217
PCB2	C5669	VX C	CE04W25V-220M(VX)	1	393352217
PCB2	C5673	VX C	CE04W25V-220M(VX)	1	393352217
PCB2	C5674	VX C	CE04W25V-220M(VX)	1	393352217
PCB2	C5702	C-CERA C	CK725B1H-103K1	1	332101035R1
PCB2	C5706	C-CERA C	CK725B1H-103K1	1	332101035R1
PCB2	C5708	C-CERA C	CK725B1H-103K1	1	332101035R1
PCB2	C5710	C-CERA C	CK725B1H-103K1	1	332101035R1
PCB2	C5712	TF C	ECQ-B50V-102J	1	374721024
PCB2	C6040	ELECT C	CE04W50V-47M(VZ)	1	394584707
PCB2	C6041	ELECT C	CE04W50V-47M(VZ)	1	394584707
PCB2	C6042	ELECT C	CE04W50V-47M(VZ)	1	394584707
PCB2	C6043	ELECT C	CE04W50V-47M(VZ)	1	394584707
PCB2	C6044	ELECT C	CE04W50V-47M(VZ)	1	394584707
PCB2	C6045	ELECT C	CE04W50V-47M(VZ)	1	394584707
PCB2	C6046	ELECT C	CE04W50V-47M(VZ)	1	394584707
PCB2	C6230	TF C	ECQ-V50V-473J	1	374724734
PCB2	C6231	TF C	ECQ-V50V-473J	1	374724734
PCB2	C6232	TF C	ECQ-V50V-473J	1	374724734
PCB2	C6233	TF C	ECQ-V50V-473J	1	374724734
PCB2	C6234	TF C	ECQ-V50V-473J	1	374724734
PCB2	C6235	TF C	ECQ-V50V-473J	1	374724734
PCB2	C6236	TF C	ECQ-V50V-473J	1	374724734
PCB2	C6701	VR C	CE04W16V-100M(VR)	1	394641017
PCB2	C6703	CERA C	CK45F50V-223Z	1	335622230
PCB2	C6704	VX C	CE04W100V-1M(VX)	1	393390107
PCB2	C6706	VR C	CE04W16V-100M(VR)	1	394641017
PCB2	C6901	ELECT C	CE69W63V-8200MA	1	3504419
PCB2	C6901 or	ELECT C	CE69W63V-8200MB	(1)	3504420
PCB2	C6901A	TAPE	TAPE(CLOTH-16U)	(1)	29110083
PCB2	C6902	ELECT C	CE69W63V-8200MA	1	3504419
PCB2	C6902 or	ELECT C	CE69W63V-8200MB	(1)	3504420
PCB2	C6902A	TAPE	TAPE(CLOTH-16U)	(1)	29110083
PCB2	C6903	TF C	ECQ-B50V-102J	1	374721024
PCB2	C6904	TF C	ECQ-V50V-334J	1	374723344

PCB2	C6905	TF C	ECQ-V50V-334J	1	374723344
PCB2	C6906	TF C	ECQ-V50V-104J	1	374721044
PCB2	C6907	TF C	ECQ-V50V-104J	1	374721044
PCB2	C9005	MMT C	MMT50V-334J	1	375523344
PCB2	C9010	VR C	CE04W16V-4700M(VR)	1	394644727S
PCB2	C9017	TF C	ECQ-B50V-102J	1	374721024
PCB2	R5503	C-CARBON R	RN72K1J-331JE	1	435033314R1
PCB2	R5504	C-CARBON R	RN72K1J-331JE	1	435033314R1
PCB2	R5505	C-CARBON R	RN72K1J-331JE	1	435033314R1
PCB2	R5506	C-CARBON R	RN72K1J-331JE	1	435033314R1
PCB2	R5507	C-CARBON R	RN72K1J-331JE	1	435033314R1
PCB2	R5508	C-CARBON R	RN72K1J-331JE	1	435033314R1
PCB2	R5513	C-CARBON R	RN72K1J-331JE	1	435033314R1
PCB2	R5514	C-CARBON R	RN72K1J-331JE	1	435033314R1
PCB2	R5515	C-CARBON R	RN72K1J-331JE	1	435033314R1
PCB2	R5516	C-CARBON R	RN72K1J-331JE	1	435033314R1
PCB2	R5517	C-CARBON R	RN72K1J-331JE	1	435033314R1
PCB2	R5518	C-CARBON R	RN72K1J-331JE	1	435033314R1
PCB2	R5519	C-CARBON R	RN72K1J-331JE	1	435033314R1
PCB2	R5520	C-CARBON R	RN72K1J-331JE	1	435033314R1
PCB2	R5521	C-CARBON R	RN72K1J-331JE	1	435033314R1
PCB2	R5522	C-CARBON R	RN72K1J-331JE	1	435033314R1
PCB2	R5523	C-CARBON R	RN72K1J-331JE	1	435033314R1
PCB2	R5524	C-CARBON R	RN72K1J-331JE	1	435033314R1
PCB2	R5529	C-CARBON R	RN72K1J-101JE	1	435031014R1
PCB2	R5545	C-CARBON R	RN72K1J-563JE	1	435035634R1
PCB2	R5546	C-CARBON R	RN72K1J-563JE	1	435035634R1
PCB2	R5555	C-CARBON R	RN72K1J-563JE	1	435035634R1
PCB2	R5556	C-CARBON R	RN72K1J-563JE	1	435035634R1
PCB2	R5561	C-CARBON R	RN72K1J-563JE	1	435035634R1
PCB2	R5562	C-CARBON R	RN72K1J-563JE	1	435035634R1
PCB2	R5563	C-CARBON R	RN72K1J-563JE	1	435035634R1
PCB2	R5564	C-CARBON R	RN72K1J-563JE	1	435035634R1
PCB2	R5569	C-CARBON R	RN72K1J-223JE	1	435032234R1
PCB2	R5581	C-CARBON R	RN72K1J-221JE	1	435032214R1
PCB2	R5582	C-CARBON R	RN72K1J-221JE	1	435032214R1
PCB2	R5583	C-CARBON R	RN72K1J-221JE	1	435032214R1
PCB2	R5587	C-CARBON R	RN72K1J-221JE	1	435032214R1
PCB2	R5588	C-CARBON R	RN72K1J-221JE	1	435032214R1
PCB2	R5589	C-CARBON R	RN72K1J-221JE	1	435032214R1
PCB2	R5590	C-CARBON R	RN72K1J-103JE	1	435031034R1
PCB2	R5591	C-CARBON R	RN72K1J-103JE	1	435031034R1
PCB2	R5592	C-CARBON R	RN72K1J-471JE	1	435034714R1
PCB2	R5593	C-CARBON R	RN72K1J-122JE	1	435031224R1
PCB2	R5594	C-CARBON R	RN72K1J-103JE	1	435031034R1
PCB2	R5595	C-CARBON R	RN72K1J-103JE	1	435031034R1
PCB2	R5596	C-CARBON R	RN72K1J-471JE	1	435034714R1
PCB2	R5597	C-CARBON R	RN72K1J-122JE	1	435031224R1
PCB2	R5598	C-CARBON R	RN72K1J-103JE	1	435031034R1
PCB2	R5599	C-CARBON R	RN72K1J-103JE	1	435031034R1
PCB2	R5600	C-CARBON R	RN72K1J-224JE	1	435032244R1

PCB2	R5601	C-CARBON R	RN72K1J-224JE	1	435032244R1	
PCB2	R5602	C-CARBON R	RN72K1J-224JE	1	435032244R1	
PCB2	R5603	C-CARBON R	RN72K1J-224JE	1	435032244R1	
PCB2	R5604	C-CARBON R	RN72K1J-224JE	1	435032244R1	
PCB2	R5605	C-CARBON R	RN72K1J-224JE	1	435032244R1	
PCB2	R5606	C-CARBON R	RN72K1J-224JE	1	435032244R1	
PCB2	R5607	C-CARBON R	RN72K1J-224JE	1	435032244R1	
PCB2	R5610	C-CARBON R	RN72K1J-222JE	1	435032224R1	
PCB2	R5611	C-CARBON R	RN72K1J-222JE	1	435032224R1	
PCB2	R5612	C-CARBON R	RN72K1J-222JE	1	435032224R1	
PCB2	R5613	C-CARBON R	RN72K1J-222JE	1	435032224R1	
PCB2	R5614	C-CARBON R	RN72K1J-222JE	1	435032224R1	
PCB2	R5615	C-CARBON R	RN72K1J-222JE	1	435032224R1	
PCB2	R5616	C-CARBON R	RN72K1J-222JE	1	435032224R1	
PCB2	R5617	C-CARBON R	RN72K1J-271JE	1	435032714R1	
PCB2	R5620	C-CARBON R	RN72K1J-000JE	1	435030004R1	
PCB2	R5621	C-CARBON R	RN72K1J-000JE	1	435030004R1	
PCB2	R5622	C-CARBON R	RN72K1J-000JE	1	435030004R1	
PCB2	R5623	C-CARBON R	RN72K1J-000JE	1	435030004R1	
PCB2	R5624	C-CARBON R	RN72K1J-000JE	1	435030004R1	
PCB2	R5625	C-CARBON R	RN72K1J-000JE	1	435030004R1	
PCB2	R5626	C-CARBON R	RN72K1J-000JE	1	435030004R1	
PCB2	R5627	C-CARBON R	RN72K1J-101JE	1	435031014R1	
PCB2	R5630	C-CARBON R	RN72K1J-221JE	1	435032214R1	
PCB2	R5631	C-CARBON R	RN72K1J-473JE	1	435034734R1	
PCB2	R5632	C-CARBON R	RN72K1J-153JE	1	435031534R1	
PCB2	R5633	C-CARBON R	RN72K1J-122JE	1	435031224R1	
PCB2	R5634	C-CARBON R	RN72K1J-103JE	1	435031034R1	
PCB2	R5640	CARBON R	R25J-0.22	1	415472294	
PCB2	R5652	C-CARBON R	RN72K1J-473JE	1	435034734R1	<PP, PA, WT>
PCB2	R5652	C-CARBON R	RN72K1J-473JE	1	435034734R1	<GR, GQ, GK>
PCB2	R5652	C-CARBON R	RN72K1J-473JE	1	435034734R1	<8350>
PCB2	R5653	C-CARBON R	RN72K1J-102JE	1	435031024R1	<PP, PA, WT>
PCB2	R5653	C-CARBON R	RN72K1J-102JE	1	435031024R1	<GR, GQ, GK>
PCB2	R5653	C-CARBON R	RN72K1J-102JE	1	435031024R1	<8350>
PCB2	R5655	C-CARBON R	RN72K1J-183JE	1	435031834R1	<PP, PA, WT>
PCB2	R5655	C-CARBON R	RN72K1J-183JE	1	435031834R1	<GR, GQ, GK>
PCB2	R5655	C-CARBON R	RN72K1J-183JE	1	435031834R1	<8350>
PCB2	R5656	C-CARBON R	RN72K1J-473JE	1	435034734R1	<PP, PA, WT>
PCB2	R5656	C-CARBON R	RN72K1J-473JE	1	435034734R1	<GR, GQ, GK>
PCB2	R5656	C-CARBON R	RN72K1J-473JE	1	435034734R1	<8350>
PCB2	R5660	METAL O R	RS2WBJ-12	1	442721204F	
PCB2	R5661	METAL O R	RS2WBJ-22	1	442722204F	
PCB2	R5662	C-CARBON R	RN72K1J-220JE	1	435032204R1	
PCB2	R5663	C-CARBON R	RN72K1J-220JE	1	435032204R1	
PCB2	R5664	METAL O R	RS1WBJ-68	1	443626804	
PCB2	R5665	METAL O R	RS1WBJ-68	1	443626804	
PCB2	R5666	CARBON R	R16J-22	1	417342204	
PCB2	R5667	CARBON R	R16J-22	1	417342204	
PCB2	R5671	CARBON R	R16J-22	1	417342204	
PCB2	R5672	CARBON R	R16J-22	1	417342204	

PCB2	R5680	C-CARBON R	RN72K1J-104JE	1	435031044R1	
PCB2	R5681	C-CARBON R	RN72K1J-104JE	1	435031044R1	
PCB2	R5682	CARBON R	R16J-100K	1	417341044	
PCB2	R5800	C-CARBON R	RN72K1J-000JE	1	435030004R1	
PCB2	R5801	C-CARBON R	RN72K1J-000JE	1	435030004R1	
PCB2	R5802	C-CARBON R	RN72K1J-000JE	1	435030004R1	
PCB2	R5803	C-CARBON R	RN72K1J-000JE	1	435030004R1	
PCB2	R5804	C-CARBON R	RN72K1J-000JE	1	435030004R1	
PCB2	R5805	C-CARBON R	RN72K1J-000JE	1	435030004R1	
PCB2	R5806	C-CARBON R	RN72K1J-000JE	1	435030004R1	
PCB2	R5807	C-CARBON R	RN72K1J-000JE	1	435030004R1	
PCB2	R5808	C-CARBON R	RN72K1J-000JE	1	435030004R1	
PCB2	R5809	C-CARBON R	RN72K1J-000JE	1	435030004R1	
PCB2	R5810	C-CARBON R	RN72K1J-000JE	1	435030004R1	
PCB2	R5811	C-CARBON R	RN72K1J-000JE	1	435030004R1	<DD, DC>
PCB2	R5812	C-CARBON R	RN72K1J-000JE	1	435030004R1	<DD, DC>
PCB2	R5814	C-CARBON R	RN72K1J-000JE	1	435030004R1	
PCB2	R6000	CARBON R	R16J-5.6K	1	417345624	
PCB2	R6001	CARBON R	R16J-5.6K	1	417345624	
PCB2	R6002	CARBON R	R16J-5.6K	1	417345624	
PCB2	R6003	CARBON R	R16J-5.6K	1	417345624	
PCB2	R6004	CARBON R	R16J-5.6K	1	417345624	
PCB2	R6005	CARBON R	R16J-5.6K	1	417345624	
PCB2	R6006	CARBON R	R16J-5.6K	1	417345624	
PCB2	R6010	CARBON R	R16J-3.9K	1	417343924	
PCB2	R6011	CARBON R	R16J-3.9K	1	417343924	
PCB2	R6012	CARBON R	R16J-3.9K	1	417343924	
PCB2	R6013	CARBON R	R16J-3.9K	1	417343924	
PCB2	R6014	CARBON R	R16J-3.9K	1	417343924	
PCB2	R6015	CARBON R	R16J-3.9K	1	417343924	
PCB2	R6016	CARBON R	R16J-3.9K	1	417343924	
PCB2	R6020	NF CARBON R	R25J-2.2	1	415470224	
PCB2	R6021	NF CARBON R	R25J-2.2	1	415470224	
PCB2	R6022	NF CARBON R	R25J-2.2	1	415470224	
PCB2	R6023	NF CARBON R	R25J-2.2	1	415470224	
PCB2	R6024	NF CARBON R	R25J-2.2	1	415470224	
PCB2	R6025	NF CARBON R	R25J-2.2	1	415470224	
PCB2	R6026	NF CARBON R	R25J-2.2	1	415470224	
PCB2	R6030	CARBON R	R16J-470	1	417344714	
PCB2	R6031	CARBON R	R16J-470	1	417344714	
PCB2	R6032	CARBON R	R16J-470	1	417344714	
PCB2	R6033	CARBON R	R16J-470	1	417344714	
PCB2	R6034	CARBON R	R16J-470	1	417344714	
PCB2	R6035	CARBON R	R16J-470	1	417344714	
PCB2	R6036	CARBON R	R16J-470	1	417344714	
PCB2	R6040	TRIM R	N06HR2KBC	1	5210390	
PCB2	R6041	TRIM R	N06HR2KBC	1	5210390	
PCB2	R6042	TRIM R	N06HR2KBC	1	5210390	
PCB2	R6043	TRIM R	N06HR2KBC	1	5210390	
PCB2	R6044	TRIM R	N06HR2KBC	1	5210390	
PCB2	R6045	TRIM R	N06HR2KBC	1	5210390	



PCB2	R6046	TRIM R	N06HR2KBC	1	5210390
PCB2	R6050	CARBON R	R16J-3.3K	1	417343324
PCB2	R6051	CARBON R	R16J-3.3K	1	417343324
PCB2	R6052	CARBON R	R16J-3.3K	1	417343324
PCB2	R6053	CARBON R	R16J-3.3K	1	417343324
PCB2	R6054	CARBON R	R16J-3.3K	1	417343324
PCB2	R6055	CARBON R	R16J-3.3K	1	417343324
PCB2	R6056	CARBON R	R16J-3.3K	1	417343324
PCB2	R6070	NF CARBON R	R25J-82	1	415478204
PCB2	R6071	NF CARBON R	R25J-82	1	415478204
PCB2	R6072	NF CARBON R	R25J-82	1	415478204
PCB2	R6073	NF CARBON R	R25J-120	1	415471214
PCB2	R6074	NF CARBON R	R25J-120	1	415471214
PCB2	R6075	NF CARBON R	R25J-220	1	415472214
PCB2	R6076	NF CARBON R	R25J-220	1	415472214
PCB2	R6080	CARBON R	R25J-0.22	1	415472294
PCB2	R6081	CARBON R	R25J-0.22	1	415472294
PCB2	R6082	CARBON R	R25J-0.22	1	415472294
PCB2	R6083	CARBON R	R25J-0.22	1	415472294
PCB2	R6084	CARBON R	R25J-0.22	1	415472294
PCB2	R6085	CARBON R	R25J-0.22	1	415472294
PCB2	R6086	CARBON R	R25J-0.22	1	415472294
PCB2	R6090	CARBON R	R25J-0.22	1	415472294
PCB2	R6091	CARBON R	R25J-0.22	1	415472294
PCB2	R6092	CARBON R	R25J-0.22	1	415472294
PCB2	R6093	CARBON R	R25J-0.22	1	415472294
PCB2	R6094	CARBON R	R25J-0.22	1	415472294
PCB2	R6095	CARBON R	R25J-0.22	1	415472294
PCB2	R6096	CARBON R	R25J-0.22	1	415472294
PCB2	R6100	CEMENT R	RSS2WK-0.22	1	4800071
PCB2	R6100 or	OTHER R	RGC22-0.22 OHMK	(1)	4000131
PCB2	R6100 or	METAL PR	MPC708-2WK-0.22	(1)	4500027
PCB2	R6101	CEMENT R	RSS2WK-0.22	1	4800071
PCB2	R6101 or	OTHER R	RGC22-0.22 OHMK	(1)	4000131
PCB2	R6101 or	METAL PR	MPC708-2WK-0.22	(1)	4500027
PCB2	R6102	CEMENT R	RSS2WK-0.22	1	4800071
PCB2	R6102 or	OTHER R	RGC22-0.22 OHMK	(1)	4000131
PCB2	R6102 or	METAL PR	MPC708-2WK-0.22	(1)	4500027
PCB2	R6103	CEMENT R	RSS2WK-0.22	1	4800071
PCB2	R6103 or	OTHER R	RGC22-0.22 OHMK	(1)	4000131
PCB2	R6103 or	METAL PR	MPC708-2WK-0.22	(1)	4500027
PCB2	R6104	CEMENT R	RSS2WK-0.22	1	4800071
PCB2	R6104 or	OTHER R	RGC22-0.22 OHMK	(1)	4000131
PCB2	R6104 or	METAL PR	MPC708-2WK-0.22	(1)	4500027
PCB2	R6105	CEMENT R	RSS2WK-0.22	1	4800071
PCB2	R6105 or	OTHER R	RGC22-0.22 OHMK	(1)	4000131
PCB2	R6105 or	METAL PR	MPC708-2WK-0.22	(1)	4500027
PCB2	R6106	CEMENT R	RSS2WK-0.22	1	4800071
PCB2	R6106 or	OTHER R	RGC22-0.22 OHMK	(1)	4000131
PCB2	R6106 or	METAL PR	MPC708-2WK-0.22	(1)	4500027
PCB2	R6140	CARBON R	R16J-22K	1	417342234

PCB2	R6141	CARBON R	R16J-22K	1	417342234
PCB2	R6142	CARBON R	R16J-22K	1	417342234
PCB2	R6143	CARBON R	R16J-22K	1	417342234
PCB2	R6144	CARBON R	R16J-22K	1	417342234
PCB2	R6145	CARBON R	R16J-22K	1	417342234
PCB2	R6146	CARBON R	R16J-22K	1	417342234
PCB2	R6150	CARBON R	R16J-12K	1	417341234
PCB2	R6151	CARBON R	R16J-12K	1	417341234
PCB2	R6152	CARBON R	R16J-12K	1	417341234
PCB2	R6153	CARBON R	R16J-12K	1	417341234
PCB2	R6154	CARBON R	R16J-12K	1	417341234
PCB2	R6155	CARBON R	R16J-12K	1	417341234
PCB2	R6156	CARBON R	R16J-12K	1	417341234
PCB2	R6160	CARBON R	R16J-33K	1	417343334
PCB2	R6161	CARBON R	R16J-33K	1	417343334
PCB2	R6162	CARBON R	R16J-33K	1	417343334
PCB2	R6163	CARBON R	R16J-33K	1	417343334
PCB2	R6164	CARBON R	R16J-33K	1	417343334
PCB2	R6165	CARBON R	R16J-33K	1	417343334
PCB2	R6166	CARBON R	R16J-33K	1	417343334
PCB2	R6170	CARBON R	R16J-47K	1	417344734
PCB2	R6171	CARBON R	R16J-47K	1	417344734
PCB2	R6172	CARBON R	R16J-47K	1	417344734
PCB2	R6173	CARBON R	R16J-47K	1	417344734
PCB2	R6174	CARBON R	R16J-47K	1	417344734
PCB2	R6175	CARBON R	R16J-47K	1	417344734
PCB2	R6176	CARBON R	R16J-47K	1	417344734
PCB2	R6180	CARBON R	R16J-47K	1	417344734
PCB2	R6181	CARBON R	R16J-47K	1	417344734
PCB2	R6182	CARBON R	R16J-47K	1	417344734
PCB2	R6183	CARBON R	R16J-47K	1	417344734
PCB2	R6184	CARBON R	R16J-47K	1	417344734
PCB2	R6185	CARBON R	R16J-47K	1	417344734
PCB2	R6186	CARBON R	R16J-47K	1	417344734
PCB2	R6190	CARBON R	R16J-220K	1	417342244
PCB2	R6191	CARBON R	R16J-220K	1	417342244
PCB2	R6192	CARBON R	R16J-220K	1	417342244
PCB2	R6193	CARBON R	R16J-220K	1	417342244
PCB2	R6194	CARBON R	R16J-220K	1	417342244
PCB2	R6195	CARBON R	R16J-220K	1	417342244
PCB2	R6196	CARBON R	R16J-220K	1	417342244
PCB2	R6230	METAL R	RNU1WCJ-8.2	1	453630824
PCB2	R6231	METAL R	RNU1WCJ-8.2	1	453630824
PCB2	R6232	METAL R	RNU1WCJ-8.2	1	453630824
PCB2	R6233	METAL R	RNU1WCJ-8.2	1	453630824
PCB2	R6234	METAL R	RNU1WCJ-8.2	1	453630824
PCB2	R6235	METAL R	RNU1WCJ-8.2	1	453630824
PCB2	R6236	METAL R	RNU1WCJ-8.2	1	453630824
PCB2	R6701	CARBON R	R16J-22K	1	417342234
PCB2	R6702	CARBON R	R16J-10K	1	417341034
PCB2	R6704	CARBON R	R16J-47K	1	417344734

PCB2	R6706	CARBON R	R16J-220K	1	417342244	
PCB2	R6708	CARBON R	R16J-33K	1	417343334	
PCB2	R6709	CARBON R	R16J-5.6K	1	417345624	
PCB2	R6710	CARBON R	R16J-33K	1	417343334	
PCB2	R6750	METAL O R	RS1/2WBJ-390	1	443523914	
PCB2	R6751	METAL O R	RS1/2WBJ-390	1	443523914	
PCB2	R6901	METAL O R	RS1/2WBJ-10	1	443521004	
PCB2	R6902	CARBON R	R16J-1K	1	417341024	
PCB2	RL6901	RELAY	NRL-1P10A-DC12-140	1	25065584	
PCB2	RL6901 or	RELAY	NRL-1P10A-DC12-143	(1)	25065588	
PCB2	RL6901A	TAPE	TAPE(CLOTH-16U)	(1)	29110083	
PCB2	RL6902	RELAY	NRL-1P10A-DC12-140	1	25065584	
PCB2	RL6902 or	RELAY	NRL-1P10A-DC12-143	(1)	25065588	
PCB2	RL6902A	TAPE	TAPE(CLOTH-16U)	(1)	29110083	
PCB2	F6901A	FUSE HOL	NSCT-1P2031	1	25052133	!
PCB2	F6901B	FUSE HOL	NSCT-1P2031	1	25052133	!
PCB2	F6902A	FUSE HOL	NSCT-1P2031	1	25052133	!
PCB2	F6902B	FUSE HOL	NSCT-1P2031	1	25052133	!
PCB2	P301	PLUG	NPLG-10P0965	1	25056015	
PCB2	P302	PLUG	NPLG-20P0975	1	25056025	
PCB2	P303	PLUG	NPLG-20P0975	1	25056025	
PCB2	P311B	PLUG	NPLG-10P138	1	25055154	
PCB2	P995	CRIMP AS	CRIMP AS	1	2069925200UL	
PCB2	P996	CRIMP AS	CRIMP AS	1	2069925151UL	
PCB2	P997	CRIMP AS	---	1	2069925154UL	
PCB2	P5504	SOCKET AS	NSAS-26P1494	1	2009990954UL	
PCB2	P5505	TRM(SCREW)	NEGITANSI M3	1	25065425	
PCB2	P6000B	PLUG	NPLG-5P0960	1	25056010	
PCB2	P6001B	PLUG	NPLG-5P0960	1	25056010	
PCB2	P6002B	PLUG	NPLG-5P0960	1	25056010	
PCB2	P6003B	PLUG	NPLG-5P0960	1	25056010	
PCB2	P6004B	PLUG	NPLG-5P0960	1	25056010	
PCB2	P6005B	PLUG	NPLG-5P0960	1	25056010	
PCB2	P6011B	RETAINER	(BUS)	1	27141817	
PCB2	P6011C	TRM	NTM-1P232(M1700)	1	25060301	
PCB2	P6080	PLUG	NPLG-2P29	1	25055038	
PCB2	P6081	PLUG	NPLG-2P29	1	25055038	
PCB2	P6082	PLUG	NPLG-2P29	1	25055038	
PCB2	P6083	PLUG	NPLG-2P29	1	25055038	
PCB2	P6084	PLUG	NPLG-2P29	1	25055038	
PCB2	P6085	PLUG	NPLG-2P29	1	25055038	
PCB2	P6086	PLUG	NPLG-2P29	1	25055038	
PCB2	P6380	RETAINER	(PTH)	1	27141884-1	
PCB2	P6380 or	RETAINER	(PTH)	(1)	27141884	
PCB2	P6844	WS CLAMP	CB-71683(L=50)	1	260261	
PCB2	P6845	WS CLAMP	CB-71683(L=50)	1	260261	
PCB2	P6848	WS CLAMP	CB-71683(L=50)	1	260261	
PCB2	P6849	WS CLAMP	CB-71683(L=50)	1	260261	
PCB2	P6850	HOLDER	HOLDER(CLAMP)	1	27190540-1	
PCB2	P6851	HOLDER	HOLDER(CLAMP)	1	27190540-1	
PCB2	P6906	TRM(SCREW)	NEGITANSI M3	1	25065425	

PCB2	P7902	PIN JACK	NPJ-6PDWWWRRR561	1	25045779	
PCB2	P7902 or	PIN JACK	NPJ-6PDBL159	(1)	25045300	
PCB2	P7904	PIN JACK	NPJ-6PDWWWRRR561	1	25045779	
PCB2	P7904 or	PIN JACK	NPJ-6PDBL159	(1)	25045300	
PCB2	P7905	PIN JACK	NPJ-6PDWLGREP562	1	25045780	
PCB2	P7905 or	PIN JACK	NPJ-6PWRLGGP493	(1)	25045697	
PCB2	P7907	PIN JACK	NPJ-1PDP555	1	25045773	
PCB2	P7907 or	PIN JACK	NPJ-1PDP510	(1)	25045720	
PCB2	P9502	SOCKET	14PK-FJ	1	25053058	
PCB2	E301A	TRM	NTM-1P232(M1700)	1	25060301	
PCB2	J010	CRIMP AS	CRIMP AS	1	2069925226UL	
PCB2	J011	CRIMP AS	CRIMP AS	1	2069925153UL	
PCB2	JL5501	JMP LEAD	JL12 300 B	1	2J300606B15	
PCB2	JL891B	SOCKET	NSCT-5P97	1	25050269	
PCB2	JL5501A	WIRE HOL	NSCT-12P883	1	25051096	
PCB2	JL5501B	WIRE HOL	NSCT-12P883	1	25051096	
PCB2	JL6006B	SOCKET	NSCT-5P97	1	25050269	
PCB2	JL6200A	WIRE HOL	NSCT-5P896	1	25051109	
PCB2	JL6200B	SOCKET	NSCT-5P97	1	25050269	
PCB2	JL6402A	WIRE HOL	NSCT-3P874	1	25051087	
PCB2	JL6402B	WIRE HOL	NSCT-3P874	1	25051087	
PCB2	JL6600A	WIRE HOL	NSCT-7P898	1	25051111	
PCB2	JL6603A	WIRE HOL	NSCT-9P900	1	25051113	
PCB2	JL6952A	WIRE HOL	NSCT-5P896	1	25051109	
PCB2	JL6952B	WIRE HOL	NSCT-5P896	1	25051109	

<b>U11</b>	<b>POWER SUPPLY-1 PC BOARD (NAPS-8533-1A/1B/1C/1D/1E/1F)</b>
<b>U12</b>	<b>OUTLET (MGK) PC BOARD (NAPS-8534-1E)</b>
<b>U13</b>	<b>POWER SUPPLY-2 PC BOARD (NAPS-8535-1A/1B/1C/1D/1E/1F)</b>
<b>U14</b>	<b>SEC. TERMINAL-1 PC BOARD (NAPS-8536-1A/1B/1C/1D/1E/1F)</b>
<b>U15</b>	<b>SPEAKER TERMINAL PC BOARD (NAETC-8537-1A/1B/1C/1D/1E/1F)</b>
<b>U16</b>	<b>CENTER SPEAKER TERMINAL PC BOARD (NAETC-8538-1A/1B/1C/1D/1E/1F)</b>
<b>U17</b>	<b>VIDEO PC BOARD (NAVD-8539-1A/1B/1C/1D/1E/1F)</b>
<b>U18</b>	<b>DRIVER AMPLIFIER PC BOARD (NAAF-8540-1A/1B/1C/1D/1E/1F)</b>

	CIRCUIT NO	NAME	DESCRIPTION	Q'TY	PART NO	REMARKS
PCB3	Q930	IC	SI-3010KF	1	22242203	<WT>
PCB3	Q1503	IC	LA7956	1	22241759	
PCB3	Q1512	IC	LA7956	1	22241759	
PCB3	Q1513	IC	LA7956	1	22241759	
PCB3	Q1519	IC	NJM2585L	1	22242243	
PCB3	Q921	TR	2SC2458-GR	1	2212115	
PCB3	Q921 or	TR	2SC2458-BL	(1)	2212116	
PCB3	Q921 or	TR	KTC3199-GR	(1)	2215864	
PCB3	Q1501	TR	RN1241-A	1	2213631	
PCB3	Q1501 or	TR	RN1241-B	(1)	2213632	
PCB3	Q1502	TR	RN1241-A	1	2213631	
PCB3	Q1502 or	TR	RN1241-B	(1)	2213632	
PCB3	Q1504	TR	2SA933S-R	1	2213354	
PCB3	Q1504 or	TR	2SA933S-S	(1)	2213355	
PCB3	Q1504 or	TR	KTA1267-GR	(1)	2215995	

PCB3	Q1505	TR	DTA114ES	1	2213510	
PCB3	Q1505 or	TR	KRA102M	(1)	2215770	
PCB3	Q1506	TR	DTA114ES	1	2213510	
PCB3	Q1506 or	TR	KRA102M	(1)	2215770	
PCB3	Q1507	TR	RN1241-A	1	2213631	
PCB3	Q1507 or	TR	RN1241-B	(1)	2213632	
PCB3	Q1508	TR	RN1241-A	1	2213631	
PCB3	Q1508 or	TR	RN1241-B	(1)	2213632	
PCB3	Q1509	TR	2SA933S-R	1	2213354	
PCB3	Q1509 or	TR	2SA933S-S	(1)	2213355	
PCB3	Q1509 or	TR	KTA1267-GR	(1)	2215995	
PCB3	Q1510	TR	RN1241-A	1	2213631	
PCB3	Q1510 or	TR	RN1241-B	(1)	2213632	
PCB3	Q1511	TR	RN1241-A	1	2213631	
PCB3	Q1511 or	TR	RN1241-B	(1)	2213632	
PCB3	Q1514	TR	2SC1815-GR	1	2211255	
PCB3	Q1515	TR	RN1241-A	1	2213631	
PCB3	Q1515 or	TR	RN1241-B	(1)	2213632	
PCB3	Q1516	TR	RN1241-A	1	2213631	
PCB3	Q1516 or	TR	RN1241-B	(1)	2213632	
PCB3	Q1517	TR	RN1241-A	1	2213631	
PCB3	Q1517 or	TR	RN1241-B	(1)	2213632	
PCB3	Q1518	TR	RN1241-A	1	2213631	
PCB3	Q1518 or	TR	RN1241-B	(1)	2213632	
PCB3	Q1521	TR	RN1241-A	1	2213631	
PCB3	Q1521 or	TR	RN1241-B	(1)	2213632	
PCB3	Q1522	TR	RN1241-A	1	2213631	
PCB3	Q1522 or	TR	RN1241-B	(1)	2213632	
PCB3	Q1523	TR	RN1241-A	1	2213631	
PCB3	Q1523 or	TR	RN1241-B	(1)	2213632	
PCB3	Q5000	TR	2SC2240-BL	1	2211406	
PCB3	Q5001	TR	2SC2240-BL	1	2211406	
PCB3	Q5002	TR	2SC2240-BL	1	2211406	
PCB3	Q5003	TR	2SC2240-BL	1	2211406	
PCB3	Q5003 or	TR	KTC3200-BL	(1)	2215896	
PCB3	Q5004	TR	2SC2240-BL	1	2211406	
PCB3	Q5004 or	TR	KTC3200-BL	(1)	2215896	
PCB3	Q5005	TR	2SC2240-BL	1	2211406	
PCB3	Q5005 or	TR	KTC3200-BL	(1)	2215896	
PCB3	Q5006	TR	2SC2240-BL	1	2211406	
PCB3	Q5006 or	TR	KTC3200-BL	(1)	2215896	
PCB3	Q5010	TR	2SC2240-BL	1	2211406	
PCB3	Q5011	TR	2SC2240-BL	1	2211406	
PCB3	Q5012	TR	2SC2240-BL	1	2211406	
PCB3	Q5013	TR	2SC2240-BL	1	2211406	
PCB3	Q5013 or	TR	KTC3200-BL	(1)	2215896	
PCB3	Q5014	TR	2SC2240-BL	1	2211406	
PCB3	Q5014 or	TR	KTC3200-BL	(1)	2215896	
PCB3	Q5015	TR	2SC2240-BL	1	2211406	
PCB3	Q5015 or	TR	KTC3200-BL	(1)	2215896	
PCB3	Q5016	TR	2SC2240-BL	1	2211406	

PCB3	Q5016 or	TR		KTC3200-BL	(1)	2215896	
PCB3	Q5030	TR		2SA949-Y	1	2211354	
PCB3	Q5031	TR		2SA949-Y	1	2211354	
PCB3	Q5032	TR		2SA949-Y	1	2211354	
PCB3	Q5033	TR		2SA949-Y	1	2211354	
PCB3	Q5034	TR		2SA949-Y	1	2211354	
PCB3	Q5035	TR		2SA949-Y	1	2211354	
PCB3	Q5036	TR		2SA949-Y	1	2211354	
PCB3	Q5040	TR		2SC2229-Y	1	2211634	
PCB3	Q5041	TR		2SC2229-Y	1	2211634	
PCB3	Q5042	TR		2SC2229-Y	1	2211634	
PCB3	Q5043	TR		2SC2229-Y	1	2211634	
PCB3	Q5044	TR		2SC2229-Y	1	2211634	
PCB3	Q5045	TR		2SC2229-Y	1	2211634	
PCB3	Q5046	TR		2SC2229-Y	1	2211634	
PCB3	Q5050	TR		2SC1815-GR	1	2211255	
PCB3	Q5050 or	TR		2SC1815-BL	(1)	2211256	
PCB3	Q5051	TR		2SC1815-GR	1	2211255	
PCB3	Q5051 or	TR		2SC1815-BL	(1)	2211256	
PCB3	Q5052	TR		2SC1815-GR	1	2211255	
PCB3	Q5052 or	TR		2SC1815-BL	(1)	2211256	
PCB3	Q5053	TR		2SC1815-GR	1	2211255	
PCB3	Q5053 or	TR		2SC1815-BL	(1)	2211256	
PCB3	Q5054	TR		2SC1815-GR	1	2211255	
PCB3	Q5054 or	TR		2SC1815-BL	(1)	2211256	
PCB3	Q5055	TR		2SC1815-GR	1	2211255	
PCB3	Q5055 or	TR		2SC1815-BL	(1)	2211256	
PCB3	Q5056	TR		2SC1815-GR	1	2211255	
PCB3	Q5056 or	TR		2SC1815-BL	(1)	2211256	
PCB3	Q9002	TR		KTA1268-GR	1	2215885	
PCB3	Q9002 or	TR		2SA970-GR	(1)	2211395	
PCB3	Q9002 or	TR		2SA970-BL	(1)	2211396	
PCB3	Q9002 or	TR		KTA1268-BL	(1)	2215886	
PCB3	Q9021	TR		2SA1015-GR	1	2211455	<WT>
PCB3	Q9021 or	TR		2SA1015-Y	(1)	2211454	<WT>
PCB3	Q9022	TR		RN2202	1	2214350	<WT>
PCB3	Q9022 or	TR		KRA102M	(1)	2215770	<WT>
PCB3	Q9023	TR		RN1202	1	2214230	<WT>
PCB3	Q9023 or	TR		KRC102M	(1)	2215960	<WT>
PCB3	D921	DIODE		ISS133(DS)	1	223280	
PCB3	D921 or	DIODE		ISS133	(1)	223163	
PCB3	D921 or	DIODE		ISS270A	(1)	223205	
PCB3	D922	DIODE		ISS133(DS)	1	223280	
PCB3	D922 or	DIODE		ISS133	(1)	223163	
PCB3	D922 or	DIODE		ISS270A	(1)	223205	
PCB3	D923	DIODE		ISS133(DS)	1	223280	
PCB3	D923 or	DIODE		ISS133	(1)	223163	
PCB3	D923 or	DIODE		ISS270A	(1)	223205	
PCB3	D924	DIODE		ISS133(DS)	1	223280	
PCB3	D924 or	DIODE		ISS133	(1)	223163	
PCB3	D924 or	DIODE		ISS270A	(1)	223205	

PCB3	D925	DIODE	ISS133(DS)	1	223280	
PCB3	D925 or	DIODE	ISS133	(1)	223163	
PCB3	D925 or	DIODE	ISS270A	(1)	223205	
PCB3	D930	DIODE	ISS133(DS)	1	223280	
PCB3	D930 or	DIODE	ISS133	(1)	223163	
PCB3	D930 or	DIODE	ISS270A	(1)	223205	
PCB3	D931	DIODE	ISS133(DS)	1	223280	
PCB3	D931 or	DIODE	ISS133	(1)	223163	
PCB3	D931 or	DIODE	ISS270A	(1)	223205	
PCB3	D932	DIODE	ISS133(DS)	1	223280	
PCB3	D932 or	DIODE	ISS133	(1)	223163	
PCB3	D932 or	DIODE	ISS270A	(1)	223205	
PCB3	D933	DIODE	ISS133(DS)	1	223280	
PCB3	D933 or	DIODE	ISS133	(1)	223163	
PCB3	D933 or	DIODE	ISS270A	(1)	223205	
PCB3	D934	ZENER D	DZ-5.1BSB	1	224850512	<DD, DC>
PCB3	D934 or	ZENER D	MTZJ5.1B	(1)	224470512	<DD, DC>
PCB3	D934	ZENER D	DZ-5.1BSB	1	224850512	<PP, PA>
PCB3	D934 or	ZENER D	MTZJ5.1B	(1)	224470512	<PP, PA>
PCB3	D934	DIODE	ISS133(DS)	1	223280	<WT>
PCB3	D934 or	DIODE	ISS133	(1)	223163	<WT>
PCB3	D934 or	DIODE	ISS270A	(1)	223205	<WT>
PCB3	D934	ZENER D	DZ-5.1BSB	1	224850512	<GR, GQ, GK>
PCB3	D934 or	ZENER D	MTZJ5.1B	(1)	224470512	<GR, GQ, GK>
PCB3	D934	ZENER D	DZ-5.1BSB	1	224850512	<8350>
PCB3	D934 or	ZENER D	MTZJ5.1B	(1)	224470512	<8350>
PCB3	D935	DIODE	ISS133(DS)	1	223280	
PCB3	D935 or	DIODE	ISS133	(1)	223163	
PCB3	D935 or	DIODE	ISS270A	(1)	223205	
PCB3	D1501	DIODE	ISS133(DS)	1	223280	
PCB3	D1501 or	DIODE	ISS133	(1)	223163	
PCB3	D1501 or	DIODE	ISS270A	(1)	223205	
PCB3	D1502	DIODE	ISS133(DS)	1	223280	
PCB3	D1502 or	DIODE	ISS133	(1)	223163	
PCB3	D1502 or	DIODE	ISS270A	(1)	223205	
PCB3	D1503	ZENER D	DZ-5.6BSB	1	224850562	
PCB3	D1503 or	ZENER D	MTZJ5.6B	(1)	224470562	
PCB3	D5000	ZENER D	DZ-5.6BSB	1	224850562	
PCB3	D5000 or	ZENER D	MTZJ5.6B	(1)	224470562	
PCB3	D5001	ZENER D	DZ-5.6BSB	1	224850562	
PCB3	D5001 or	ZENER D	MTZJ5.6B	(1)	224470562	
PCB3	D5002	ZENER D	DZ-5.6BSB	1	224850562	
PCB3	D5002 or	ZENER D	MTZJ5.6B	(1)	224470562	
PCB3	D5003	ZENER D	DZ-5.6BSB	1	224850562	
PCB3	D5003 or	ZENER D	MTZJ5.6B	(1)	224470562	
PCB3	D5004	ZENER D	DZ-5.6BSB	1	224850562	
PCB3	D5004 or	ZENER D	MTZJ5.6B	(1)	224470562	
PCB3	D5005	ZENER D	DZ-5.6BSB	1	224850562	
PCB3	D5005 or	ZENER D	MTZJ5.6B	(1)	224470562	
PCB3	D5006	ZENER D	DZ-5.6BSB	1	224850562	
PCB3	D5006 or	ZENER D	MTZJ5.6B	(1)	224470562	

PCB3	D6600	DIODE	ISS133(DS)	1	223280	
PCB3	D6600 or	DIODE	ISS133	(1)	223163	
PCB3	D6600 or	DIODE	ISS270A	(1)	223205	
PCB3	D6603	DIODE	ISS133(DS)	1	223280	
PCB3	D6603 or	DIODE	ISS133	(1)	223163	
PCB3	D6603 or	DIODE	ISS270A	(1)	223205	
PCB3	D6605	DIODE	ISS133(DS)	1	223280	
PCB3	D6605 or	DIODE	ISS133	(1)	223163	
PCB3	D6605 or	DIODE	ISS270A	(1)	223205	
PCB3	D6607	DIODE	ISS133(DS)	1	223280	
PCB3	D6607 or	DIODE	ISS133	(1)	223163	
PCB3	D6607 or	DIODE	ISS270A	(1)	223205	
PCB3	D9001	DIODE	RLIN4003	1	22380260	
PCB3	D9001 or	DIODE	GP104003E	(1)	22380035	
PCB3	D9002	DIODE	RLIN4003	1	22380260	
PCB3	D9002 or	DIODE	GP104003E	(1)	22380035	
PCB3	D9003	DIODE	RLIN4003	1	22380260	
PCB3	D9003 or	DIODE	GP104003E	(1)	22380035	
PCB3	D9004	DIODE	RLIN4003	1	22380260	
PCB3	D9004 or	DIODE	GP104003E	(1)	22380035	
PCB3	D9009	DIODE	RLIN4003	1	22380260	
PCB3	D9009 or	DIODE	GP104003E	(1)	22380035	
PCB3	D9012	ZENER D	DZ-36BSD	1	224853604	
PCB3	D9012 or	ZENER D	MTZJ36D	(1)	224473604	
PCB3	D9013	DIODE	RLIN4003	1	22380260	
PCB3	D9013 or	DIODE	GP104003E	(1)	22380035	
PCB3	D9022	DIODE	ISS133(DS)	1	223280	<WT>
PCB3	D9022 or	DIODE	ISS133	(1)	223163	<WT>
PCB3	D9022 or	DIODE	ISS270A	(1)	223205	<WT>
PCB3	D9023	DIODE	ISS133(DS)	1	223280	<WT>
PCB3	D9023 or	DIODE	ISS133	(1)	223163	<WT>
PCB3	D9023 or	DIODE	ISS270A	(1)	223205	<WT>
PCB3	D9024	DIODE	ISS133(DS)	1	223280	<WT>
PCB3	D9024 or	DIODE	ISS133	(1)	223163	<WT>
PCB3	D9024 or	DIODE	ISS270A	(1)	223205	<WT>
PCB3	D9025	DIODE	ISS133(DS)	1	223280	<WT>
PCB3	D9025 or	DIODE	ISS133	(1)	223163	<WT>
PCB3	D9025 or	DIODE	ISS270A	(1)	223205	<WT>
PCB3	D9026	ZENER D	MTZJ12C	1	224471203	<WT>
PCB3	D9026 or	ZENER D	DZ-12BSC	(1)	224851203	<WT>
PCB3	D9027	DIODE	ISS133(DS)	1	223280	<WT>
PCB3	D9027 or	DIODE	ISS133	(1)	223163	<WT>
PCB3	D9027 or	DIODE	ISS270A	(1)	223205	<WT>
PCB3	D9705	DIODE	ISS133(DS)	1	223280	
PCB3	D9705 or	DIODE	ISS133	(1)	223163	
PCB3	D9705 or	DIODE	ISS270A	(1)	223205	
PCB3	D9706	DIODE	ISS133(DS)	1	223280	
PCB3	D9706 or	DIODE	ISS133	(1)	223163	
PCB3	D9706 or	DIODE	ISS270A	(1)	223205	
PCB3	T902	P TRANS	NPT-1520JQ	1	2301812	!, <DD, DC>
PCB3	T902	P TRANS	NPT-1519GQ	1	2301811	!, <PP>



PCB3	T902	P TRANS	NPT-1519GQ	1	2301811	!, <PA>
PCB3	T902	P TRANS	NPT-1519JQ	1	2301810	!, <WT>
PCB3	T902	P TRANS	NPT-1519GQ	1	2301811	!, <GR, GQ, GK>
PCB3	T902	P TRANS	NPT-1519GQ	1	2301811	!, <8350>
PCB3	L6600	S COIL	S-1.3C	1	231176S	<PP>
PCB3	L6600	S COIL	S-1.3C	1	231176S	<PA>
PCB3	L6600	S COIL	S-1.3C	1	231176S	<WT>
PCB3	L6600	S COIL	S-1.3C	1	231176S	<GR, GQ, GK>
PCB3	L6600	S COIL	S-1.3C	1	231176S	<8350>
PCB3	L6601	S COIL	S-1.3C	1	231176S	<PP>
PCB3	L6601	S COIL	S-1.3C	1	231176S	<PA>
PCB3	L6601	S COIL	S-1.3C	1	231176S	<WT>
PCB3	L6601	S COIL	S-1.3C	1	231176S	<GR, GQ, GK>
PCB3	L6601	S COIL	S-1.3C	1	231176S	<8350>
PCB3	L6602	S COIL	S-1.3C	1	231176S	<PP>
PCB3	L6602	S COIL	S-1.3C	1	231176S	<PA>
PCB3	L6602	S COIL	S-1.3C	1	231176S	<WT>
PCB3	L6602	S COIL	S-1.3C	1	231176S	<GR, GQ, GK>
PCB3	L6602	S COIL	S-1.3C	1	231176S	<8350>
PCB3	L6603	S COIL	S-1.3C	1	231176S	<PP>
PCB3	L6603	S COIL	S-1.3C	1	231176S	<PA>
PCB3	L6603	S COIL	S-1.3C	1	231176S	<WT>
PCB3	L6603	S COIL	S-1.3C	1	231176S	<GR, GQ, GK>
PCB3	L6603	S COIL	S-1.3C	1	231176S	<8350>
PCB3	L6604	S COIL	S-1.3C	1	231176S	<PP>
PCB3	L6604	S COIL	S-1.3C	1	231176S	<PA>
PCB3	L6604	S COIL	S-1.3C	1	231176S	<WT>
PCB3	L6604	S COIL	S-1.3C	1	231176S	<GR, GQ, GK>
PCB3	L6604	S COIL	S-1.3C	1	231176S	<8350>
PCB3	L6605	S COIL	S-1.3C	1	231176S	<PP>
PCB3	L6605	S COIL	S-1.3C	1	231176S	<PA>
PCB3	L6605	S COIL	S-1.3C	1	231176S	<WT>
PCB3	L6605	S COIL	S-1.3C	1	231176S	<GR, GQ, GK>
PCB3	L6605	S COIL	S-1.3C	1	231176S	<8350>
PCB3	L6606	S COIL	S-1.3C	1	231176S	<PP>
PCB3	L6606	S COIL	S-1.3C	1	231176S	<PA>
PCB3	L6606	S COIL	S-1.3C	1	231176S	<WT>
PCB3	L6606	S COIL	S-1.3C	1	231176S	<GR, GQ, GK>
PCB3	L6606	S COIL	S-1.3C	1	231176S	<8350>
PCB3	C901	IS C	ECQU2A103MLC	1	3800039S	!
PCB3	C901 or	IS C	RE275V-103M	(1)	3500196S	!
PCB3	C901 or	IS C	LE103-C3.5	(1)	3800042S	!
PCB3	C921	CERA C	CK45F50V-223Z	1	335622230	
PCB3	C922	VR C	CE04W25V-2200M(VR)	1	394652227S	<DD, DC>
PCB3	C922	VR C	CE04W16V-2200M(VR)	1	394642227S	<PP>
PCB3	C922	VR C	CE04W16V-2200M(VR)	1	394642227S	<PA>
PCB3	C922	VR C	CE04W35V-2200M(VR)	1	394662227S	<WT>
PCB3	C922	VR C	CE04W16V-2200M(VR)	1	394642227S	<GR, GQ, GK>
PCB3	C922	VR C	CE04W16V-2200M(VR)	1	394642227S	<8350>
PCB3	C930	VR C	CE04W35V-100M(VR)	1	394661017	
PCB3	C931	VX C	CE04W50V-10M(VX)	1	393381007	<WT>

PCB3	C932	VR C	CE04W16V-100M(VR)	1	394641017	<WT>
PCB3	C933	VR C	CE04W50V-4.7M(VR)	1	394680477	
PCB3	C1501	VR C	CE04W50V-2.2M(VR)	1	394680227	
PCB3	C1502	VR C	CE04W50V-2.2M(VR)	1	394680227	
PCB3	C1503	VR C	CE04W16V-470M(VR)	1	394644717	
PCB3	C1504	VR C	CE04W50V-2.2M(VR)	1	394680227	
PCB3	C1505	VR C	CE04W16V-470M(VR)	1	394644717	
PCB3	C1506	CERA C	CK45F50V-223Z	1	335622230	
PCB3	C1507	VR C	CE04W50V-2.2M(VR)	1	394680227	
PCB3	C1508	CERA C	CK45F50V-223Z	1	335622230	
PCB3	C1509	VR C	CE04W50V-2.2M(VR)	1	394680227	
PCB3	C1510	CERA C	CK45F50V-223Z	1	335622230	
PCB3	C1511	VR C	CE04W16V-470M(VR)	1	394644717	
PCB3	C1512	CERA C	CK45F50V-223Z	1	335622230	
PCB3	C1513	VR C	CE04W50V-2.2M(VR)	1	394680227	
PCB3	C1514	CERA C	CK45F50V-223Z	1	335622230	
PCB3	C1515	VR C	CE04W16V-470M(VR)	1	394644717	
PCB3	C1516	CERA C	CK45F50V-103Z	1	335621030	
PCB3	C1517	VR C	CE04W50V-2.2M(VR)	1	394680227	
PCB3	C1518	VR C	CE04W50V-1M(VR)	1	394680107	
PCB3	C1519	VR C	CE04W50V-1M(VR)	1	394680107	
PCB3	C1520	CERA C	CK45F50V-223Z	1	335622230	
PCB3	C1521	VR C	CE04W25V-47M(VR)	1	394654707	
PCB3	C1523	VR C	CE04W25V-47M(VR)	1	394654707	
PCB3	C1525	VR C	CE04W25V-47M(VR)	1	394654707	
PCB3	C1527	CERA C	CK45F50V-223Z	1	335622230	
PCB3	C1528	VR C	CE04W50V-1M(VR)	1	394680107	
PCB3	C1529	VR C	CE04W50V-1M(VR)	1	394680107	
PCB3	C1530	VR C	CE04W50V-1M(VR)	1	394680107	
PCB3	C1531	VR C	CE04W50V-1M(VR)	1	394680107	
PCB3	C1532	VR C	CE04W50V-1M(VR)	1	394680107	
PCB3	C1533	VR C	CE04W50V-1M(VR)	1	394680107	
PCB3	C1534	VR C	CE04W50V-1M(VR)	1	394680107	
PCB3	C1535	VR C	CE04W16V-100M(VR)	1	394641017	
PCB3	C1536	CERA C	CK45F50V-223Z	1	335622230	
PCB3	C1537	VR C	CE04W6.3V-470M(VR)	1	394624717	
PCB3	C1538	VR C	CE04W6.3V-470M(VR)	1	394624717	
PCB3	C1539	VR C	CE04W6.3V-470M(VR)	1	394624717	
PCB3	C1540	VR C	CE04W25V-47M(VR)	1	394654707	
PCB3	C1542	CERA C	CK45F50V-103Z	1	335621030	
PCB3	C1543	CERA C	CK45F50V-103Z	1	335621030	
PCB3	C5000	TF C	ECQ-B50V-101K	1	374721015	
PCB3	C5001	TF C	ECQ-B50V-101K	1	374721015	
PCB3	C5002	TF C	ECQ-B50V-101K	1	374721015	
PCB3	C5003	TF C	ECQ-B50V-101K	1	374721015	
PCB3	C5004	TF C	ECQ-B50V-101K	1	374721015	
PCB3	C5005	TF C	ECQ-B50V-101K	1	374721015	
PCB3	C5006	TF C	ECQ-B50V-101K	1	374721015	
PCB3	C5010	VX C	CE04W50V-47M(VX)	1	393384707	
PCB3	C5011	VX C	CE04W50V-47M(VX)	1	393384707	
PCB3	C5012	VX C	CE04W50V-10M(VX)	1	393381007	

PCB3	C5013	VX C	CE04W50V-10M(VX)	1	393381007
PCB3	C5014	VX C	CE04W50V-10M(VX)	1	393381007
PCB3	C5015	VX C	CE04W50V-10M(VX)	1	393381007
PCB3	C5016	VX C	CE04W50V-10M(VX)	1	393381007
PCB3	C5020	VX C	CE04W50V-10M(VX)	1	393381007
PCB3	C5021	VX C	CE04W50V-10M(VX)	1	393381007
PCB3	C5022	VX C	CE04W50V-10M(VX)	1	393381007
PCB3	C5023	VX C	CE04W50V-10M(VX)	1	393381007
PCB3	C5024	VX C	CE04W50V-10M(VX)	1	393381007
PCB3	C5025	VX C	CE04W50V-10M(VX)	1	393381007
PCB3	C5026	VX C	CE04W50V-10M(VX)	1	393381007
PCB3	C5040	VX C	CE04W25V-220M(VX)	1	393352217
PCB3	C5041	VX C	CE04W25V-220M(VX)	1	393352217
PCB3	C5042	VX C	CE04W25V-220M(VX)	1	393352217
PCB3	C5043	VX C	CE04W25V-220M(VX)	1	393352217
PCB3	C5044	VX C	CE04W25V-220M(VX)	1	393352217
PCB3	C5045	VX C	CE04W25V-220M(VX)	1	393352217
PCB3	C5046	VX C	CE04W25V-220M(VX)	1	393352217
PCB3	C5050	VX C	CE04W50V-47M(VX)	1	393384707
PCB3	C5051	VX C	CE04W50V-47M(VX)	1	393384707
PCB3	C5052	VX C	CE04W50V-47M(VX)	1	393384707
PCB3	C5053	VX C	CE04W50V-47M(VX)	1	393384707
PCB3	C5054	VX C	CE04W50V-47M(VX)	1	393384707
PCB3	C5055	VX C	CE04W50V-47M(VX)	1	393384707
PCB3	C5056	VX C	CE04W50V-47M(VX)	1	393384707
PCB3	C5080	CERA C	CC45SL50V-040C	1	345020401
PCB3	C5081	CERA C	CC45SL50V-040C	1	345020401
PCB3	C5082	CERA C	CC45SL50V-040C	1	345020401
PCB3	C5083	CERA C	CC45SL50V-040C	1	345020401
PCB3	C5084	CERA C	CC45SL50V-040C	1	345020401
PCB3	C5085	CERA C	CC45SL50V-040C	1	345020401
PCB3	C5086	CERA C	CC45SL50V-040C	1	345020401
PCB3	C5090	TF C	ECQ-B50V-101K	1	374721015
PCB3	C5091	TF C	ECQ-B50V-101K	1	374721015
PCB3	C5092	TF C	ECQ-B50V-101K	1	374721015
PCB3	C5093	TF C	ECQ-B50V-101K	1	374721015
PCB3	C5094	TF C	ECQ-B50V-101K	1	374721015
PCB3	C5095	TF C	ECQ-B50V-101K	1	374721015
PCB3	C5096	TF C	ECQ-B50V-101K	1	374721015
PCB3	C5100	VR C	CE04W63V-10M(VR)	1	394671007
PCB3	C5101	VR C	CE04W63V-10M(VR)	1	394671007
PCB3	C5102	VR C	CE04W63V-10M(VR)	1	394671007
PCB3	C5103	VR C	CE04W63V-10M(VR)	1	394671007
PCB3	C5104	VR C	CE04W63V-10M(VR)	1	394671007
PCB3	C5105	VR C	CE04W63V-10M(VR)	1	394671007
PCB3	C5106	VR C	CE04W63V-10M(VR)	1	394671007
PCB3	C5110	VR C	CE04W63V-10M(VR)	1	394671007
PCB3	C5111	VR C	CE04W63V-10M(VR)	1	394671007
PCB3	C5112	VR C	CE04W63V-10M(VR)	1	394671007
PCB3	C5113	VR C	CE04W63V-10M(VR)	1	394671007
PCB3	C5114	VR C	CE04W63V-10M(VR)	1	394671007

PCB3	C5115	VR C	CE04W63V-10M(VR)	1	394671007	
PCB3	C5116	VR C	CE04W63V-10M(VR)	1	394671007	
PCB3	C6600	TFC	ECQ-B50V-103J	1	374721034	
PCB3	C6602	TFC	ECQ-B50V-103J	1	374721034	
PCB3	C6603	CERA C	CK45F50V-103Z	1	335621030	
PCB3	C6605	CERA C	CK45F50V-103Z	1	335621030	
PCB3	C6607	CERA C	CK45F50V-103Z	1	335621030	
PCB3	C6640	TF C	ECQ-B50V-103J	1	374721034	<PP>
PCB3	C6640	TF C	ECQ-B50V-103J	1	374721034	<PA, WT>
PCB3	C6640	TF C	ECQ-B50V-103J	1	374721034	<GR, GQ, GK>
PCB3	C6640	TF C	ECQ-B50V-103J	1	374721034	<8350>
PCB3	C6641	TF C	ECQ-B50V-103J	1	374721034	<PP>
PCB3	C6641	TF C	ECQ-B50V-103J	1	374721034	<PA, WT>
PCB3	C6641	TF C	ECQ-B50V-103J	1	374721034	<GR, GQ, GK>
PCB3	C6641	TF C	ECQ-B50V-103J	1	374721034	<8350>
PCB3	C6642	TF C	ECQ-B50V-103J	1	374721034	<PP>
PCB3	C6642	TF C	ECQ-B50V-103J	1	374721034	<PA, WT>
PCB3	C6642	TF C	ECQ-B50V-103J	1	374721034	<GR, GQ, GK>
PCB3	C6642	TF C	ECQ-B50V-103J	1	374721034	<8350>
PCB3	C6643	TF C	ECQ-B50V-103J	1	374721034	<PP>
PCB3	C6643	TF C	ECQ-B50V-103J	1	374721034	<PA, WT>
PCB3	C6643	TF C	ECQ-B50V-103J	1	374721034	<GR, GQ, GK>
PCB3	C6643	TF C	ECQ-B50V-103J	1	374721034	<8350>
PCB3	C6644	TF C	ECQ-B50V-103J	1	374721034	<PP>
PCB3	C6644	TF C	ECQ-B50V-103J	1	374721034	<PA, WT>
PCB3	C6644	TF C	ECQ-B50V-103J	1	374721034	<GR, GQ, GK>
PCB3	C6644	TF C	ECQ-B50V-103J	1	374721034	<8350>
PCB3	C6645	TF C	ECQ-B50V-103J	1	374721034	<PP>
PCB3	C6645	TF C	ECQ-B50V-103J	1	374721034	<PA, WT>
PCB3	C6645	TF C	ECQ-B50V-103J	1	374721034	<GR, GQ, GK>
PCB3	C6645	TF C	ECQ-B50V-103J	1	374721034	<8350>
PCB3	C6646	TF C	ECQ-B50V-103J	1	374721034	<PP>
PCB3	C6646	TF C	ECQ-B50V-103J	1	374721034	<PA, WT>
PCB3	C6646	TF C	ECQ-B50V-103J	1	374721034	<GR, GQ, GK>
PCB3	C6646	TF C	ECQ-B50V-103J	1	374721034	<8350>
PCB3	C6647	TF C	ECQ-B50V-103J	1	374721034	<PP>
PCB3	C6647	TF C	ECQ-B50V-103J	1	374721034	<PA, WT>
PCB3	C6647	TF C	ECQ-B50V-103J	1	374721034	<GR, GQ, GK>
PCB3	C6647	TF C	ECQ-B50V-103J	1	374721034	<8350>
PCB3	C6648	TF C	ECQ-B50V-103J	1	374721034	<PP>
PCB3	C6648	TF C	ECQ-B50V-103J	1	374721034	<PA, WT>
PCB3	C6648	TF C	ECQ-B50V-103J	1	374721034	<GR, GQ, GK>
PCB3	C6648	TF C	ECQ-B50V-103J	1	374721034	<8350>
PCB3	C6650	CERA C	CK45B50V-102K	1	335321025	<PP>
PCB3	C6650	CERA C	CK45B50V-102K	1	335321025	<PA, WT>
PCB3	C6650	CERA C	CK45B50V-102K	1	335321025	<GR, GQ, GK>
PCB3	C6650	CERA C	CK45B50V-102K	1	335321025	<8350>
PCB3	C6651	CERA C	CK45B50V-102K	1	335321025	<PP>
PCB3	C6651	CERA C	CK45B50V-102K	1	335321025	<PA, WT>
PCB3	C6651	CERA C	CK45B50V-102K	1	335321025	<GR, GQ, GK>
PCB3	C6651	CERA C	CK45B50V-102K	1	335321025	<8350>

PCB3	C6652	CERA C	CK45B50V-102K	1	335321025	<PP>
PCB3	C6652	CERA C	CK45B50V-102K	1	335321025	<PA, WT>
PCB3	C6652	CERA C	CK45B50V-102K	1	335321025	<GR, GQ, GK>
PCB3	C6652	CERA C	CK45B50V-102K	1	335321025	<8350>
PCB3	C6653	CERA C	CK45B50V-102K	1	335321025	<PP>
PCB3	C6653	CERA C	CK45B50V-102K	1	335321025	<PA, WT>
PCB3	C6653	CERA C	CK45B50V-102K	1	335321025	<GR, GQ, GK>
PCB3	C6653	CERA C	CK45B50V-102K	1	335321025	<8350>
PCB3	C6654	CERA C	CK45B50V-102K	1	335321025	<PP>
PCB3	C6654	CERA C	CK45B50V-102K	1	335321025	<PA, WT>
PCB3	C6654	CERA C	CK45B50V-102K	1	335321025	<GR, GQ, GK>
PCB3	C6654	CERA C	CK45B50V-102K	1	335321025	<8350>
PCB3	C6655	CERA C	CK45B50V-102K	1	335321025	<PP>
PCB3	C6655	CERA C	CK45B50V-102K	1	335321025	<PA, WT>
PCB3	C6655	CERA C	CK45B50V-102K	1	335321025	<GR, GQ, GK>
PCB3	C6655	CERA C	CK45B50V-102K	1	335321025	<8350>
PCB3	C6656	CERA C	CK45B50V-102K	1	335321025	<PP>
PCB3	C6656	CERA C	CK45B50V-102K	1	335321025	<PA, WT>
PCB3	C6656	CERA C	CK45B50V-102K	1	335321025	<GR, GQ, GK>
PCB3	C6656	CERA C	CK45B50V-102K	1	335321025	<8350>
PCB3	C6657	CERA C	CK45B50V-102K	1	335321025	<PP>
PCB3	C6657	CERA C	CK45B50V-102K	1	335321025	<PA, WT>
PCB3	C6657	CERA C	CK45B50V-102K	1	335321025	<GR, GQ, GK>
PCB3	C6657	CERA C	CK45B50V-102K	1	335321025	<8350>
PCB3	C6658	CERA C	CK45B50V-102K	1	335321025	<PP>
PCB3	C6658	CERA C	CK45B50V-102K	1	335321025	<PA, WT>
PCB3	C6658	CERA C	CK45B50V-102K	1	335321025	<GR, GQ, GK>
PCB3	C6658	CERA C	CK45B50V-102K	1	335321025	<8350>
PCB3	C9001	MMT C	MMT50V-334J	1	375523344	
PCB3	C9003	VR C	CE04W35V-1000M(VR)	1	394661027S	
PCB3	C9004	VR C	CE04W35V-470M(VR)	1	394664717	
PCB3	C9009	VR C	CE04W35V-220M(VR)	1	394662217	
PCB3	C9014	VR C	CE04W63V-470M(VR)	1	394674717S	
PCB3	C9015	VX C	CE04W50V-10M(VX)	1	393381007	
PCB3	C9016	VX C	CE04W50V-10M(VX)	1	393381007	
PCB3	C9021	VX C	CE04W50V-10M(VX)	1	393381007	<WT>
PCB3	C9591	MMT C	MMT50V-104J	1	375521044	
PCB3	C9708	CERA C	CK45B50V-222K	1	335322225	
PCB3	C9708	DIODE	ISS133(DS)	1	223280	
PCB3	R922	CARBON R	R16J-10K	1	417341034	
PCB3	R923	CARBON R	R16J-1K	1	417341024	
PCB3	R930	CARBON R	R16J-100K	1	417341044	<WT>
PCB3	R931	CARBON R	R16J-100K	1	417341044	<WT>
PCB3	R932	CARBON R	R16J-82K	1	417348234	<WT>
PCB3	R933	CARBON R	R16J-10K	1	417341034	<WT>
PCB3	R934	CARBON R	R16J-100K	1	417341044	
PCB3	R1501	CARBON R	R16J-75	1	417347504	
PCB3	R1502	CARBON R	R16J-75	1	417347504	
PCB3	R1503	CARBON R	R16J-75	1	417347504	
PCB3	R1504	CARBON R	R16J-100K	1	417341044	
PCB3	R1505	CARBON R	R16J-75	1	417347504	

PCB3	R1506	CARBON R	R16J-75	1	417347504
PCB3	R1507	CARBON R	R16J-680K	1	417346844
PCB3	R1508	CARBON R	R16J-680K	1	417346844
PCB3	R1509	CARBON R	R16J-680K	1	417346844
PCB3	R1510	CARBON R	R16J-220	1	417342214
PCB3	R1511	CARBON R	R16J-75	1	417347504
PCB3	R1512	CARBON R	R16J-75	1	417347504
PCB3	R1513	CARBON R	R16J-75	1	417347504
PCB3	R1514	CARBON R	R16J-75	1	417347504
PCB3	R1515	CARBON R	R16J-75	1	417347504
PCB3	R1516	CARBON R	R16J-75	1	417347504
PCB3	R1517	CARBON R	R16J-100K	1	417341044
PCB3	R1518	CARBON R	R16J-100K	1	417341044
PCB3	R1519	CARBON R	R16J-75	1	417347504
PCB3	R1520	CARBON R	R16J-75	1	417347504
PCB3	R1521	CARBON R	R16J-75	1	417347504
PCB3	R1522	CARBON R	R16J-75	1	417347504
PCB3	R1523	CARBON R	R16J-100K	1	417341044
PCB3	R1524	CARBON R	R16J-100K	1	417341044
PCB3	R1525	CARBON R	R16J-680K	1	417346844
PCB3	R1526	CARBON R	R16J-680K	1	417346844
PCB3	R1527	CARBON R	R16J-680K	1	417346844
PCB3	R1528	CARBON R	R16J-220	1	417342214
PCB3	R1529	CARBON R	R16J-560	1	417345614
PCB3	R1530	CARBON R	R16J-680K	1	417346844
PCB3	R1531	CARBON R	R16J-75	1	417347504
PCB3	R1532	CARBON R	R16J-75	1	417347504
PCB3	R1533	CARBON R	R16J-75	1	417347504
PCB3	R1534	CARBON R	R16J-75	1	417347504
PCB3	R1535	CARBON R	R16J-75	1	417347504
PCB3	R1536	CARBON R	R16J-75	1	417347504
PCB3	R1537	CARBON R	R16J-75	1	417347504
PCB3	R1538	CARBON R	R16J-75	1	417347504
PCB3	R1539	CARBON R	R16J-75	1	417347504
PCB3	R1540	CARBON R	R16J-75	1	417347504
PCB3	R1541	CARBON R	R16J-75	1	417347504
PCB3	R1542	CARBON R	R16J-75	1	417347504
PCB3	R1543	CARBON R	R16J-100K	1	417341044
PCB3	R1544	CARBON R	R16J-100K	1	417341044
PCB3	R1545	CARBON R	R16J-100K	1	417341044
PCB3	R1546	CARBON R	R16J-56	1	417345604
PCB3	R5000	CARBON R	R16J-1K	1	417341024
PCB3	R5001	CARBON R	R16J-1K	1	417341024
PCB3	R5002	CARBON R	R16J-1K	1	417341024
PCB3	R5003	CARBON R	R16J-1K	1	417341024
PCB3	R5004	CARBON R	R16J-1K	1	417341024
PCB3	R5005	CARBON R	R16J-1K	1	417341024
PCB3	R5006	CARBON R	R16J-1K	1	417341024
PCB3	R5010	CARBON R	R16J-56K	1	417345634
PCB3	R5011	CARBON R	R16J-56K	1	417345634
PCB3	R5012	CARBON R	R16J-56K	1	417345634

PCB3	R5013	CARBON R	R16J-56K	1	417345634
PCB3	R5014	CARBON R	R16J-56K	1	417345634
PCB3	R5015	CARBON R	R16J-56K	1	417345634
PCB3	R5016	CARBON R	R16J-56K	1	417345634
PCB3	R5020	CARBON R	R16J-330	1	417343314
PCB3	R5021	CARBON R	R16J-330	1	417343314
PCB3	R5022	CARBON R	R16J-330	1	417343314
PCB3	R5023	CARBON R	R16J-330	1	417343314
PCB3	R5024	CARBON R	R16J-330	1	417343314
PCB3	R5025	CARBON R	R16J-330	1	417343314
PCB3	R5026	CARBON R	R16J-330	1	417343314
PCB3	R5030	CARBON R	R16J-120K	1	417341244
PCB3	R5031	CARBON R	R16J-120K	1	417341244
PCB3	R5032	CARBON R	R16J-120K	1	417341244
PCB3	R5033	CARBON R	R16J-120K	1	417341244
PCB3	R5034	CARBON R	R16J-120K	1	417341244
PCB3	R5035	CARBON R	R16J-120K	1	417341244
PCB3	R5036	CARBON R	R16J-120K	1	417341244
PCB3	R5040	CARBON R	R16J-2.2K	1	417342224
PCB3	R5041	CARBON R	R16J-2.2K	1	417342224
PCB3	R5042	CARBON R	R16J-2.2K	1	417342224
PCB3	R5043	CARBON R	R16J-2.2K	1	417342224
PCB3	R5044	CARBON R	R16J-2.2K	1	417342224
PCB3	R5045	CARBON R	R16J-2.2K	1	417342224
PCB3	R5046	CARBON R	R16J-2.2K	1	417342224
PCB3	R5050	CARBON R	R16J-4.7K	1	417344724
PCB3	R5051	CARBON R	R16J-4.7K	1	417344724
PCB3	R5052	CARBON R	R16J-4.7K	1	417344724
PCB3	R5053	CARBON R	R16J-4.7K	1	417344724
PCB3	R5054	CARBON R	R16J-4.7K	1	417344724
PCB3	R5055	CARBON R	R16J-4.7K	1	417344724
PCB3	R5056	CARBON R	R16J-4.7K	1	417344724
PCB3	R5060	CARBON R	R16J-1.2K	1	417341224
PCB3	R5061	CARBON R	R16J-1.2K	1	417341224
PCB3	R5062	CARBON R	R16J-1.2K	1	417341224
PCB3	R5063	CARBON R	R16J-1.2K	1	417341224
PCB3	R5064	CARBON R	R16J-1.2K	1	417341224
PCB3	R5065	CARBON R	R16J-1.2K	1	417341224
PCB3	R5066	CARBON R	R16J-1.2K	1	417341224
PCB3	R5080	CARBON R	R16J-470	1	417344714
PCB3	R5081	CARBON R	R16J-470	1	417344714
PCB3	R5082	CARBON R	R16J-470	1	417344714
PCB3	R5083	CARBON R	R16J-470	1	417344714
PCB3	R5084	CARBON R	R16J-470	1	417344714
PCB3	R5085	CARBON R	R16J-470	1	417344714
PCB3	R5086	CARBON R	R16J-470	1	417344714
PCB3	R5090	CARBON R	R16J-100K	1	417341044
PCB3	R5091	CARBON R	R16J-100K	1	417341044
PCB3	R5092	CARBON R	R16J-100K	1	417341044
PCB3	R5093	CARBON R	R16J-100K	1	417341044
PCB3	R5094	CARBON R	R16J-100K	1	417341044

PCB3	R5095	CARBON R	R16J-100K	1	417341044
PCB3	R5096	CARBON R	R16J-100K	1	417341044
PCB3	R5100	CARBON R	R16J-100K	1	417341044
PCB3	R5101	CARBON R	R16J-100K	1	417341044
PCB3	R5102	CARBON R	R16J-100K	1	417341044
PCB3	R5103	CARBON R	R16J-100K	1	417341044
PCB3	R5104	CARBON R	R16J-100K	1	417341044
PCB3	R5105	CARBON R	R16J-100K	1	417341044
PCB3	R5106	CARBON R	R16J-100K	1	417341044
PCB3	R5110	CARBON R	R16J-1K	1	417341024
PCB3	R5111	CARBON R	R16J-1K	1	417341024
PCB3	R5112	CARBON R	R16J-1K	1	417341024
PCB3	R5113	CARBON R	R16J-1K	1	417341024
PCB3	R5114	CARBON R	R16J-1K	1	417341024
PCB3	R5115	CARBON R	R16J-1K	1	417341024
PCB3	R5116	CARBON R	R16J-1K	1	417341024
PCB3	R5130	CARBON R	R16J-22K	1	417342234
PCB3	R5131	CARBON R	R16J-22K	1	417342234
PCB3	R5132	CARBON R	R16J-18K	1	417341834
PCB3	R5133	CARBON R	R16J-18K	1	417341834
PCB3	R5134	CARBON R	R16J-18K	1	417341834
PCB3	R5135	CARBON R	R16J-18K	1	417341834
PCB3	R5136	CARBON R	R16J-18K	1	417341834
PCB3	R5160	NF CARBON R	R25J-100	1	415471014
PCB3	R5161	NF CARBON R	R25J-100	1	415471014
PCB3	R5162	NF CARBON R	R25J-100	1	415471014
PCB3	R5163	NF CARBON R	R25J-100	1	415471014
PCB3	R5164	NF CARBON R	R25J-100	1	415471014
PCB3	R5165	NF CARBON R	R25J-100	1	415471014
PCB3	R5166	NF CARBON R	R25J-100	1	415471014
PCB3	R5170	NF CARBON R	R25J-100	1	415471014
PCB3	R5171	NF CARBON R	R25J-100	1	415471014
PCB3	R5172	NF CARBON R	R25J-100	1	415471014
PCB3	R5173	NF CARBON R	R25J-100	1	415471014
PCB3	R5174	NF CARBON R	R25J-100	1	415471014
PCB3	R5175	NF CARBON R	R25J-100	1	415471014
PCB3	R5176	NF CARBON R	R25J-100	1	415471014
PCB3	R5180	NF CARBON R	R25J-10	1	415471004
PCB3	R5181	NF CARBON R	R25J-10	1	415471004
PCB3	R5182	NF CARBON R	R25J-10	1	415471004
PCB3	R5183	NF CARBON R	R25J-10	1	415471004
PCB3	R5184	NF CARBON R	R25J-10	1	415471004
PCB3	R5185	NF CARBON R	R25J-10	1	415471004
PCB3	R5186	NF CARBON R	R25J-10	1	415471004
PCB3	R5190	NF CARBON R	R25J-10	1	415471004
PCB3	R5191	NF CARBON R	R25J-10	1	415471004
PCB3	R5192	NF CARBON R	R25J-10	1	415471004
PCB3	R5193	NF CARBON R	R25J-10	1	415471004
PCB3	R5194	NF CARBON R	R25J-10	1	415471004
PCB3	R5195	NF CARBON R	R25J-10	1	415471004
PCB3	R5196	NF CARBON R	R25J-10	1	415471004



PCB3	R5200	CARBON R	R16J-22K	1	417342234	
PCB3	R5201	CARBON R	R16J-22K	1	417342234	
PCB3	R5230	CARBON R	R16J-120K	1	417341244	
PCB3	R5231	CARBON R	R16J-120K	1	417341244	
PCB3	R5232	CARBON R	R16J-120K	1	417341244	
PCB3	R5233	CARBON R	R16J-120K	1	417341244	
PCB3	R5234	CARBON R	R16J-120K	1	417341244	
PCB3	R5235	CARBON R	R16J-120K	1	417341244	
PCB3	R5236	CARBON R	R16J-120K	1	417341244	
PCB3	R6600	CARBON R	R16J-22	1	417342204	<PP>
PCB3	R6600	CARBON R	R16J-22	1	417342204	<PA, WT>
PCB3	R6600	CARBON R	R16J-22	1	417342204	<GR, GQ, GK>
PCB3	R6600	CARBON R	R16J-22	1	417342204	<8350>
PCB3	R6601	CARBON R	R16J-22	1	417342204	<PP>
PCB3	R6601	CARBON R	R16J-22	1	417342204	<PA, WT>
PCB3	R6601	CARBON R	R16J-22	1	417342204	<GR, GQ, GK>
PCB3	R6601	CARBON R	R16J-22	1	417342204	<8350>
PCB3	R6602	CARBON R	R16J-22	1	417342204	<PP>
PCB3	R6602	CARBON R	R16J-22	1	417342204	<PA, WT>
PCB3	R6602	CARBON R	R16J-22	1	417342204	<GR, GQ, GK>
PCB3	R6602	CARBON R	R16J-22	1	417342204	<8350>
PCB3	R6603	CARBON R	R16J-22	1	417342204	<PP>
PCB3	R6603	CARBON R	R16J-22	1	417342204	<PA, WT>
PCB3	R6603	CARBON R	R16J-22	1	417342204	<GR, GQ, GK>
PCB3	R6603	CARBON R	R16J-22	1	417342204	<8350>
PCB3	R6604	CARBON R	R16J-22	1	417342204	<PP>
PCB3	R6604	CARBON R	R16J-22	1	417342204	<PA, WT>
PCB3	R6604	CARBON R	R16J-22	1	417342204	<GR, GQ, GK>
PCB3	R6604	CARBON R	R16J-22	1	417342204	<8350>
PCB3	R6605	CARBON R	R16J-22	1	417342204	<PP>
PCB3	R6605	CARBON R	R16J-22	1	417342204	<PA, WT>
PCB3	R6605	CARBON R	R16J-22	1	417342204	<GR, GQ, GK>
PCB3	R6605	CARBON R	R16J-22	1	417342204	<8350>
PCB3	R6606	CARBON R	R16J-22	1	417342204	<PP>
PCB3	R6606	CARBON R	R16J-22	1	417342204	<PA, WT>
PCB3	R6606	CARBON R	R16J-22	1	417342204	<GR, GQ, GK>
PCB3	R6606	CARBON R	R16J-22	1	417342204	<8350>
PCB3	R6610	CARBON R	R16J-22	1	417342204	<PP>
PCB3	R6610	CARBON R	R16J-22	1	417342204	<PA, WT>
PCB3	R6610	CARBON R	R16J-22	1	417342204	<GR, GQ, GK>
PCB3	R6610	CARBON R	R16J-22	1	417342204	<8350>
PCB3	R6611	CARBON R	R16J-22	1	417342204	<PP>
PCB3	R6611	CARBON R	R16J-22	1	417342204	<PA, WT>
PCB3	R6611	CARBON R	R16J-22	1	417342204	<GR, GQ, GK>
PCB3	R6611	CARBON R	R16J-22	1	417342204	<8350>
PCB3	R6612	CARBON R	R16J-22	1	417342204	<PP>
PCB3	R6612	CARBON R	R16J-22	1	417342204	<PA, WT>
PCB3	R6612	CARBON R	R16J-22	1	417342204	<GR, GQ, GK>
PCB3	R6612	CARBON R	R16J-22	1	417342204	<8350>
PCB3	R6613	CARBON R	R16J-22	1	417342204	<PP>
PCB3	R6613	CARBON R	R16J-22	1	417342204	<PA, WT>

PCB3	R6613	CARBON R	R16J-22	1	417342204	<GR, GQ, GK>
PCB3	R6613	CARBON R	R16J-22	1	417342204	<8350>
PCB3	R6614	CARBON R	R16J-22	1	417342204	<PP>
PCB3	R6614	CARBON R	R16J-22	1	417342204	<PA, WT>
PCB3	R6614	CARBON R	R16J-22	1	417342204	<GR, GQ, GK>
PCB3	R6614	CARBON R	R16J-22	1	417342204	<8350>
PCB3	R6615	CARBON R	R16J-22	1	417342204	<PP>
PCB3	R6615	CARBON R	R16J-22	1	417342204	<PA, WT>
PCB3	R6615	CARBON R	R16J-22	1	417342204	<GR, GQ, GK>
PCB3	R6615	CARBON R	R16J-22	1	417342204	<8350>
PCB3	R6616	CARBON R	R16J-22	1	417342204	<PP>
PCB3	R6616	CARBON R	R16J-22	1	417342204	<PA, WT>
PCB3	R6616	CARBON R	R16J-22	1	417342204	<GR, GQ, GK>
PCB3	R6616	CARBON R	R16J-22	1	417342204	<8350>
PCB3	R6690	METAL O R	RS1/2WBJ-10	1	443521004	
PCB3	R9002	METAL O R	RS1/2WBJ-22	1	443522204	
PCB3	R9003	CARBON R	R16J-8.2K	1	417348224	
PCB3	R9004	CARBON R	R16J-8.2K	1	417348224	
PCB3	R9005	CARBON R	R16J-330K	1	417343344	
PCB3	R9022	CARBON R	R16J-10K	1	417341034	<WT>
PCB3	R9023	CARBON R	R16J-10K	1	417341034	<WT>
PCB3	R9024	CARBON R	R16J-3.3K	1	417343324	<WT>
PCB3	R9025	CARBON R	R16J-100K	1	417341044	<WT>
PCB3	R9591	METAL R	RNU1/2WCJ-0.47	1	453534794	!
PCB3	R9592	METAL R	RNU1/2WCJ-0.47	1	453534794	!
PCB3	R9593	METAL R	RNU1/2WCJ-0.22	1	453532294	!
PCB3	R9594	METAL R	RNU1/2WCJ-8.2	1	453530824	!
PCB3	RL901	RELAY	NRL-1P5A-DC9-179	1	25065669	!
PCB3	RL901A	TAPE	TAPE(CLOTH-16U)	(1)	29110083	
PCB3	RL6600	RELAY	NRL-2P5A-DC24-158	1	25065618	
PCB3	RL6600 or	RELAY	NRL-2P5A-DC24-129	(1)	25065563	
PCB3	RL6600A	TAPE	TAPE(CLOTH-16U)	(1)	29110083	
PCB3	RL6602	RELAY	NRL-2P5A-DC24-158	1	25065618	
PCB3	RL6602 or	RELAY	NRL-2P5A-DC24-129	(1)	25065563	
PCB3	RL6602A	TAPE	TAPE(CLOTH-16U)	(1)	29110083	
PCB3	RL6603	RELAY	NRL-2P5A-DC24-158	1	25065618	
PCB3	RL6603 or	RELAY	NRL-2P5A-DC24-129	(1)	25065563	
PCB3	RL6603A	TAPE	TAPE(CLOTH-16U)	(1)	29110083	
PCB3	RL6605	RELAY	NRL-2P5A-DC24-158	1	25065618	
PCB3	RL6605 or	RELAY	NRL-2P5A-DC24-129	(1)	25065563	
PCB3	RL6605A	TAPE	TAPE(CLOTH-16U)	(1)	29110083	
PCB3	RL6607	RELAY	NRL-2P5A-DC24-158	1	25065618	
PCB3	RL6607 or	RELAY	NRL-2P5A-DC24-129	(1)	25065563	
PCB3	RL6607A	TAPE	TAPE(CLOTH-16U)	(1)	29110083	
PCB3	F901A	FUSE HOL	NSCT-1P2031	1	25052133	!, <DD, DC>
PCB3	F901A	FUSE HOL	NSCT-1P2031	1	25052133	!, <WT>
PCB3	F901B	FUSE HOL	NSCT-1P2031	1	25052133	!, <DD, DC>
PCB3	F901B	FUSE HOL	NSCT-1P2031	1	25052133	!, <WT>
PCB3	F902A	FUSE HOL	NSCT-1P2031	1	25052133	!, <PP, PA>
PCB3	F902A	FUSE HOL	NSCT-1P2031	1	25052133	!, <WT>
PCB3	F902A	FUSE HOL	NSCT-1P2031	1	25052133	!, <GR, GQ, GK>

PCB3	F902A	FUSE HOL	NSCT-1P2031	1	25052133	!, <8350>
PCB3	F902B	FUSE HOL	NSCT-1P2031	1	25052133	!, <PP, PA>
PCB3	F902B	FUSE HOL	NSCT-1P2031	1	25052133	!, <WT>
PCB3	F902B	FUSE HOL	NSCT-1P2031	1	25052133	!, <GR, GQ, GK>
PCB3	F902B	FUSE HOL	NSCT-1P2031	1	25052133	!, <8350>
PCB3	F903A	FUSE HOL	NSCT-1P2031	1	25052133	!
PCB3	F903B	FUSE HOL	NSCT-1P2031	1	25052133	!
PCB3	P901A	PLUG	1-1123724-2	1	25056402	!
PCB3	P901A or	PLUG	NPLG-2P631	(1)	25055675	!
PCB3	P902	AC OUTLET	AC-181-UL-11V	1	25053030	!, <DD, DC>
PCB3	P902	SOCKET	NSCT-2P1359	1	25051572	!, <PP>
PCB3	P902	AC OUTLET	NSCT-2P2013	1	25052115	!, <PA>
PCB3	P902	SOCKET	NSCT-2P1359	1	25051572	!, <WT>
PCB3	P902	AC OUTLET	AC-181-GB-11VGY5311	1	25053032	!, <GR>
PCB3	P902	AC OUTLET	AC-181-GB-11VGY5311	1	25053032	!, <8350>
PCB3	P902	SOCKET	NSCT-2P1359	1	25051572	!, <GQ>
PCB3	P909	TRM(SCREW)	NEGITANSI M3	1	25065425	<GK>
PCB3	P912	PLUG	1-1123724-2	1	25056402	
PCB3	P912 or	PLUG	NPLG-2P631	(1)	25055675	
PCB3	P925	CRIMP AS	CRIMP-AS	1	2069943109UL	<GK>
PCB3	P926	CRIMP AS	CRIMP-AS	1	2069943101UL	<GK>
PCB3	P931A	PLUG	NPLG-5P0960	1	25056010	
PCB3	P931B	SOCKET	NSCT-5P2185	1	25052288	
PCB3	P1501	PIN JACK	NPJ-10PDBY621	1	25045842	
PCB3	P1501 or	PIN JACK	NPJ-10PDBY478	(1)	25045681	
PCB3	P1503	PIN JACK	NPJ-10PDBY621	1	25045842	
PCB3	P1503 or	PIN JACK	NPJ-10PDBY478	(1)	25045681	
PCB3	P1504	PIN JACK	NPJ-5PDBY622	1	25045843	
PCB3	P1504 or	PIN JACK	NPJ-5PDBY479	(1)	25045682	
PCB3	P1505	PIN JACK	NPJ-9PDGLRGLRGLR563	1	25045781	
PCB3	P1506	PIN JACK	NPJ-3PDGLR623	1	25045844	
PCB3	P1588	TRM(SCREW)	NEGITANSI M3	1	25065425	
PCB3	P2005A	SOCKET	NSCT-13P2193	1	25052296	
PCB3	P5019	TRM(SCREW)	NEGITANSI M3	1	25065425	
PCB3	P5504A	PLUG	NPLG-13P141	1	25055157	
PCB3	P6000A	SOCKET	NSCT-5P2185	1	25052288	
PCB3	P6001A	SOCKET	NSCT-5P2185	1	25052288	
PCB3	P6002A	SOCKET	NSCT-5P2185	1	25052288	
PCB3	P6003A	SOCKET	NSCT-5P2185	1	25052288	
PCB3	P6004A	SOCKET	NSCT-5P2185	1	25052288	
PCB3	P6005A	SOCKET	NSCT-5P2185	1	25052288	
PCB3	P6011B	RETAINER	(BUS)	1	27141965	
PCB3	P6011C	TAPE	TAPE(CLOTH-16U)	(1)	29110083	
PCB3	P6021	WS CLAMP	CB-71683(L=50)	1	260261	
PCB3	P6600	TRM	NTM-8PDMN341	1	25060412	<DD, DC>
PCB3	P6600	TRM	NTM-8PDMN342	1	25060413	<PP, PA>
PCB3	P6600	TRM	NTM-8PDMN342	1	25060413	<WT>
PCB3	P6600	TRM	NTM-8PDMN342	1	25060413	<GR, GQ, GK>
PCB3	P6600	TRM	NTM-8PDMN342	1	25060413	<8350>
PCB3	P6602	TRM	NTM-2PDMN318	1	25060387	<DD, DC>
PCB3	P6602	TRM	NTM-2PDMN319	1	25060388	<PP, PA>

PCB3	P6602	TRM	NTM-2PDMN319	1	25060388	<WT>
PCB3	P6602	TRM	NTM-2PDMN319	1	25060388	<GR, GQ, GK>
PCB3	P6602	TRM	NTM-2PDMN319	1	25060388	<8350>
PCB3	P6605	TRM	NTM-4PDMN345	1	25060416	<DD, DC>
PCB3	P6605	TRM	NTM-4PDMN355	1	25060426	<PP, PA>
PCB3	P6605	TRM	NTM-4PDMN355	1	25060426	<WT>
PCB3	P6605	TRM	NTM-4PDMN355	1	25060426	<GR, GQ, GK>
PCB3	P6605	TRM	NTM-4PDMN355	1	25060426	<8350>
PCB3	P6607	TRM	NTM-4PDML358	1	25060429	
PCB3	P6607 or	TRM	NTM-4PDML365	(1)	25060436	
PCB3	P9002	TRM(SCREW)	NEGITANSI M3	1	25065425	
PCB3	P9502A	PLUG	14R-FJ	1	25056566	
PCB3	S902	SLIDE SW	NSS-22157P	1	25065437	!, <WT>
PCB3	E9001	RETAINER	KANAGU	1	27141059	
PCB3	JL2006A	WIRE HOL	NSCT-5P896	1	25051109	
PCB3	JL2006B	SOCKET	NSCT-5P97	1	25050269	
PCB3	JL6006A	WIRE HOL	NSCT-5P896	1	25051109	
PCB3	JL6600B	SOCKET	NSCT-7P99	1	25050271	
PCB3	JL6602A	WIRE HOL	NSCT-4P895	1	25051108	
PCB3	JL6602B	SOCKET	NSCT-4P96	1	25050268	
PCB3	JL6603B	SOCKET	NSCT-9P101	1	25050273	
PCB3	JL9501A	WIRE HOL	NSCT-7P898	1	25051111	
PCB3	JL9501B	WIRE HOL	NSCT-7P898	1	25051111	

## TX-SR503/503E/8350

## PACKING PROCEDURE PARTS LIST

	REF. NO.	NAME	DESCRIPTION	Q'TY	PART NO	REMARKS
PKG	A601	PAD	AS	1	29092301	
PKG	A603	POLY BAG	POLY BAG(850x650)	1	29100034-1A	
PKG	A605	TAPE	NITTO NO.29	(1)	29110149	
PKG	A606	PP TAPE	W48 OPP TAPE	(1)	29110148	
PKG	A650	CARTON	---	1	29054349A	(B), <DC>
PKG	A650	CARTON	---	1	29054346A	(B), <DD>
PKG	A650	CARTON	---	1	29054349A	(B), <PA>
PKG	A650	CARTON	---	1	29054349A	(B), <WT>
PKG	A650	CARTON	---	1	29054350A	(S), <DC>
PKG	A650	CARTON	---	1	29054350A	(S), <PA>
PKG	A650	CARTON	---	1	29054354	(S), <GR>
PKG	A650	CARTON	---	1	29054350	(S), <WT>
PKG	A650	CARTON	---	1	29054351A	(G), <WT>
PKG	A650	CARTON	---	1	29054352A	(G), <GR>
PKG	A650	CARTON	---	1	29054351A	(G), <GQ>
PKG	A650	CARTON	---	1	29054351A	(G), <GK>
PKG	A650	CARTON	---	1	29054347	(B), <PP>
PKG	A650	CARTON	---	1	29054348	(S), <PP>
PKG	A650	CARTON	---	1	29054353	<8350>
PKG	A655	UPC LABEL	(B)	1	29364094	(B), <DD>
PKG	A655	EAN LABEL	(B)	1	29364090	(B), <PA>
PKG	A655	EAN LABEL	E(B)	1	29364088	(B), <PP>
PKG	A655	EAN LABEL	(B)	1	29364090	(B), <WT>

PKG	A655	UPC LABEL	(S)	1	29364095	(S), <DC>
PKG	A655	EAN LABEL	(S)	1	29364091	(S), <PA>
PKG	A655	EAN LABEL	E	1	29364089	(S), <PP>
PKG	A655	EAN LABEL	(S)	1	29364091	(S), <WT>
PKG	A655	EAN LABEL	(S)	1	29364091	(S), <GR>
PKG	A655	EAN LABEL	(G)	1	29364092	(G), <WT>
PKG	A655	EAN LABEL	(G)	1	29364092	(G), <GR>
PKG	A655	EAN LABEL	(G)	1	29364092	(G), <GQ>
PKG	A655	EAN LABEL	(G)	1	29364092	(G), <GK>
PKG	A655	EAN LABEL	8350(G)	1	29364093	<8350>
PKG	A660	POLY BAG	350x250	1	29100097-1A	<PP>
PKG	A660	POLY BAG	350x250	1	29100097-1A	<PA>
PKG	A660	POLY BAG	350x250	1	29100097-1A	<WT>
PKG	A660	POLY BAG	350x250	1	29100097-1A	<GQ>
PKG	A660	POLY BAG	350x250	1	29100097-1A	<GK>
PKG	A800	WRNTY CARD	(ONKYO)	1	29365102	<DC>
PKG	A800	WRNTY CARD	MGR	1	29365098B	<GR>
PKG	A800	WRNTY CARD	MGQ	1	29365099	<GQ>
PKG	A800	WRNTY CARD	MGR	1	29365098B	<8350>
PKG	A801	INS MANUAL	En(TX-SR503/503E/8350)	1	29343932	
PKG	A802	INS MANUAL	En-Dig(TX-SR503)	1	29343972	<DD>
PKG	A803	INS MANUAL	Ct(TX-SR503)	1	29343933	<WT>
PKG	A804	INS MANUAL	Cs(TX-SR503/8350)	1	29343934	<GR>
PKG	A804	INS MANUAL	Cs(TX-SR503/8350)	1	29343934	<8350>
PKG	A805	INS MANUAL	U2FrEs(TX-SR503E)	1	29343935	<DC>
PKG	A805	INS MANUAL	U2FrEs(TX-SR503E)	1	29343935	<PP>
PKG	A806	INS MANUAL	U2NiSv(TX-SR503E)	1	29343937	<PP>
PKG	A807	INS MANUAL	U2ItDe(TX-SR503E)	1	29343936	<PP>
PKG	A808	CV PLUG	CV-K-1	1	25056005	<WT>
PKG	A810	INS MANUAL	U9(RC-607M/608M)	1	29344054A	
PKG	A811	REMO CON	RC-607M	1	24140607	
PKG	A812	BATTERY	R6/AA(UM-3)	2	3010054	
PKG	A815	POLY BAG	350x250	1	29100097-1A	<DD, DC>
PKG	A815	POLY BAG	250x300xW300	1	29100218A	<PP>
PKG	A815	POLY BAG	350x250	1	29100097-1A	<PA, WT>
PKG	A815	POLY BAG	350x250	1	29100097-1A	<GR, GQ, GK>
PKG	A815	POLY BAG	350x250	1	29100097-1A	<8350>
PKG	A816	LABEL	(SP CABLE)	1	29363059A	
PKG	A820	ANT COIL	NMA-3057	1	232140	
PKG	A821	FM ANT AS	Type W	1	292191	

---

**ONKYO CORPORATION**

Sales & Product Planning Div. : 2-1, Nisshin-cho, Neyagawa-shi, OSAKA 572-8540, JAPAN  
Tel: 072-831-8023 Fax: 072-831-8124

**ONKYO U.S.A. CORPORATION**

18 Park Way, Upper Saddle River, N.J. 07458, U.S.A.  
Tel: 201-785-2600 Fax: 201-785-2650 <http://www.us.onkyo.com/>

**ONKYO EUROPE ELECTRONICS GmbH**

Liegnitzerstrasse 6, 82194 Groebenzell, GERMANY  
Tel: +49-8142-4401-0 Fax: +49-8142-4401-555 <http://www.eu.onkyo.com/>

**ONKYO EUROPE UK Office**

Suite 1, Gregories Court, Gregories Road, Beaconsfield, Buckinghamshire, HP9 1HQ  
UNITED KINGDOM Tel: +44-(0)1494-681515 Fax: +44(0)-1494-680452

**ONKYO CHINA LIMITED**

Units 2102-2107, Metroplaza Tower I, 223 Hing Fong Road, Kwai Chung,  
N.T., HONG KONG Tel: 852-2429-3118 Fax: 852-2428-9039  
<http://www.ch.onkyo.com/>

