

Service Manual

Compact Stereo System

Model No. **SC-HC37DBEB**
SC-HC37DBEW
SC-HC37DBGN
SC-HC57EG
SC-HC57P
SC-HC57PC
SC-HC57PU
SC-HC57DBEB
SC-HC57DBGN

Product Color: (K)...Black Type (For HC57/EG/P/PC/
 PU/DBEB/DBGN, HC37DBEW only)
 (W)...White Type (For HC37GN/
 HC57EG only)
 (S)...Silver Type (For HC37EB/GN only)
 (R)...Red Type (For HC37EB only)
 (H)...Gray Type (For HC37EB only)

Subject : 30P FFC Kit Supply

Please file and use this supplement manual together with the service manual for
 Model No. SC-HC37DBEBS, SC-HC37DBEBH, SC-HC37DBEBR, SC-HC37DBEWK Order No. PSG1203019CE
 Model No. SC-HC37DBGNS, SC-HC37DBGNW Order No. PSG1203048AE
 Model No. SC-HC57P/PC-K Order No. PSG1202010CE
 Model No. SC-HC57EG-K/W Order No. PSG1203006CE
 Model No. SC-HC57PU-K Order No. PSG1203007CE
 Model No. SC-HC57DBEBK, SC-HC57DBGNK Order No. PSG1203018CE

WARNING

This service information is designed for experienced repair technicians only and is not designed for use by the general public. It does not contain warnings or cautions to advise non-technical individuals of potential dangers in attempting to service a product. Products powered by electricity should be serviced or repaired only by experienced professional technicians. Any attempt to service or repair the product or products dealt with in this service information by anyone else could result in serious injury or death.

Panasonic®

© Panasonic Corporation 2013. All rights reserved.
 Unauthorized copying and distribution is a violation of law.

TABLE OF CONTENTS

	PAGE	PAGE
1 Notes -----	3	
1.1. How to Verify the Product & Caution for replacement -----	3	
2 Replacement Parts List -----	4	
2.1. Mechanical Replacement Parts List-----	5	







1 Notes

Background:

- For improvement of quality.

Note : 30P FFC Kit (30P FFC (REE1815) + 30P Connector (K1MY30BA0566)) is supplied since old FFC (REE1665) is discontinued to be produced.

1.1. How to Verify the Product & Caution for replacement

CD Mechanism Connector	<div>CURRENT</div> <div></div> <div><div>Molex Connector</div><div>* Part no. : K1MN30B00046 (30P)</div><div>* Connector color: White</div></div>	<div>AFTER</div> <div></div> <div><div>FCI Connector:</div><div>* Part no. : K1MY30BA0566 (30P)</div><div>* Connector color: Black</div></div>												
	<div>Rohs / Wisker compatibility</div> <table><tr><th>Connector</th><th>FFC</th><th>Bando</th><th>Hitachi</th></tr><tr><td>Molex (white color)</td><td></td><td>○</td><td>X</td></tr><tr><td>FCI (Black Color)</td><td></td><td>○</td><td>○</td></tr></table> <div>○ = OK X = NG</div> <div>Note:</div> <div>*Molex connector compatible to Bando FFC but it is not compatible to Hitachi</div> <div>*FCI connector compatible to Bando and Hitachi FFC</div>			Connector	FFC	Bando	Hitachi	Molex (white color)		○	X	FCI (Black Color)		○
Connector	FFC	Bando	Hitachi											
Molex (white color)		○	X											
FCI (Black Color)		○	○											
FFC Wire	<div></div> <div><div>Bando FFC Wire:</div><div>* UL Indicate no.: E66085 – Bando CH</div><div>* Supporting tape color: Light Blue</div></div> <div>CURRENT</div>	<div></div> <div><div>Hitachi FFC Wire:</div><div>* UL Indicate no.: E41447-SHC</div><div>* Supporting tape color: Green</div></div> <div>AFTER</div>												

Caution : If the old 30P Connector (K1MN30B00046) is used in the product and the replacement of 30P FFC is required, please use the 30P FFC kit and replace the 30P FFC and 30P Connector at the same time.

2 Replacement Parts List





Reason for Change

*The circled item indicates the reason. If no marking, see the Notes in the bottom column.

	1. Improve performance
	2. Change of material or dimension
	3. To meet approved specification
	4. Standardization
○	5. Addition
	6. Deletion
	7. Correction
○	8. Other

Interchangeability Code

**The circled item indicates the interchangeability. If no marking, see the Notes in the bottom column.

	Parts	Set Production	
	A Original New		Original or new parts may be used in early or late production set. Use original parts until exhausted, then stock new parts.
	B Original New		Original parts may be used in early production sets only. New parts may be used in early or late production sets. Use original parts where possible, then stock new parts.
○	C Original New		New parts only may be used in early or late production sets. Stock new parts.
	D Original New		Original parts may be used in early production sets only. New parts may be used in late production sets only. Stock both original and new parts.
	E Other		

Please revise the original parts list in the Service Manual to conform to the change(s) shown herein.

If new part numbers are shown, be sure to use them when ordering parts.

Please file and use this manual together with the original service manual.

2.1. Mechanical Replacement Parts List

2.1.1. SC-HC37DBEBS, SC-HC37DBEBH, SC-HC37DBEBR, SC-HC37DBEWK

Ref. No.	Original Part No.	New Part No.	Notes	New Part Name & Descriptions	Remarks
1	REE1665	REE1815	8/C	30P FFC (MAIN - CD SERVO)	CHANGE
90	-	RFKZHC2012	5/C	30P FFC KIT ASS'Y	ADD
CN7002	K1MN30B00046	K1MY30BA0566	8/C	30P CONNECTOR	CHANGE

T.I No. MM2134297, ME2134308 (For Factory Reference only).

2.1.2. SC-HC37DBGNS, SC-HC37DBGNW

Ref. No.	Original Part No.	New Part No.	Notes	New Part Name & Descriptions	Remarks
1	REE1665	REE1815	8/C	30P FFC (MAIN - CD SERVO)	CHANGE
90	-	RFKZHC2012	5/C	30P FFC KIT ASS'Y	ADD
CN7002	K1MN30B00046	K1MY30BA0566	8/C	30P CONNECTOR	CHANGE

Note : For SC-HC37DBGNS, SC-HC37DBGNW, please refer to base model (SC-HC37DBEBS)

T.I No. MM2134297, ME2134308 (For Factory Reference only).

2.1.3. SC-HC57P/PC-K

Ref. No.	Original Part No.	New Part No.	Notes	New Part Name & Descriptions	Remarks
1	REE1665	REE1815	8/C	30P FFC (MAIN - CD SERVO)	CHANGE
90	-	RFKZHC2012	5/C	30P FFC KIT ASS'Y	ADD
CN7002	K1MN30B00046	K1MY30BA0566	8/C	30P CONNECTOR	CHANGE

T.I No. MM2134297, ME2134308 (For Factory Reference only).

2.1.4. SC-HC57EG-K/W

Ref. No.	Original Part No.	New Part No.	Notes	New Part Name & Descriptions	Remarks
1	REE1665	REE1815	8/C	30P FFC (MAIN - CD SERVO)	CHANGE
90	-	RFKZHC2012	5/C	30P FFC KIT ASS'Y	ADD
CN7002	K1MN30B00046	K1MY30BA0566	8/C	30P CONNECTOR	CHANGE

T.I No. MM2134297, ME2134308 (For Factory Reference only).

2.1.5. SC-HC57PU-K

Ref. No.	Original Part No.	New Part No.	Notes	New Part Name & Descriptions	Remarks
1	REE1665	REE1815	8/C	30P FFC (MAIN - CD SERVO)	CHANGE
90	-	RFKZHC2012	5/C	30P FFC KIT ASS'Y	ADD
CN7002	K1MN30B00046	K1MY30BA0566	8/C	30P CONNECTOR	CHANGE

T.I No. MM2134297, ME2134308 (For Factory Reference only).

2.1.6. SC-HC57DBEBK, SC-HC57DBGNK

Ref. No.	Original Part No.	New Part No.	Notes	New Part Name & Descriptions	Remarks
1	REE1665	REE1815	8/C	30P FFC (MAIN - CD SERVO)	CHANGE
90	-	RFKZHC2012	5/C	30P FFC KIT ASS'Y	ADD
CN7002	K1MN30B00046	K1MY30BA0566	8/C	30P CONNECTOR	CHANGE

T.I No. MM2134297, ME2134308 (For Factory Reference only).

IPSG1307