

# Service Manual

**COMPACT**  
**disc**  
 DIGITAL AUDIO

**DIGITAL**
**MASH**<sup>®</sup>  
 multi-stage noise shaping

Portable CD Player

## SL-S340

Colour

(K)...Black Type



Area

Suffix for Model No.	Area	Colour
(P)	U.S.A.	(K)
(PC)	Canada.	

※ • MASH is a trademark of NTT.

Please file and use this manual together with the service manual for Model No. SL-S240, Order No. AD9602038C1.

**Note:** • This simplified service manual is provided to indicate the main differences between the original model No. SL-S240 (P) and the subsequent model No. SL-S340 (P, PC).

### CHANGE IN REPLACEMENT PARTS LIST (SL-S240 Service Manual of pages 33~35.)

**Note:** • Mentioned in this parts list is only those different from Model No. SL-S240 (P).  
 All other parts are the same as for SL-S240 (P).

## CHANGES

Ref. No.	Change of Part No.		Part Name & Description	Remarks
	SL-S240 (P)	SL-S340 (P, PC)		
INTEGRATED CIRCUIT (S)				
IC503	LH6456K2	MN41440CSJ7T	4M DRAM	
DIODE (S)				
D701	—	MA8051MTX	DIODE	Addition
CHIP JUMPERS				
RJ502	—	ERJ6GEY0R00V	CHIP JUMPER	Addition
CABINET AND CHASSIS				
5	RFKJLS240P-K	RFKJLS340P-K	BOTTOM CABINET ASS'Y	
7	RYF0402A-K	RYF0402D-K	CD COVER ASS'Y	
12	RFKKLS240P-K	RFKKLS340P-K	INTERMEDIATE CABINET ASS'Y	

### ⚠ WARNING

This service information is designed for experienced repair technicians only and is not designed for use by the general public. It does not contain warnings or cautions to advise non-technical individuals of potential dangers in attempting to service a product. Products powered by electricity should be serviced or repaired only by experienced professional technicians. Any attempt to service or repair the product or products dealt with in this service information by anyone else could result in serious injury or death.

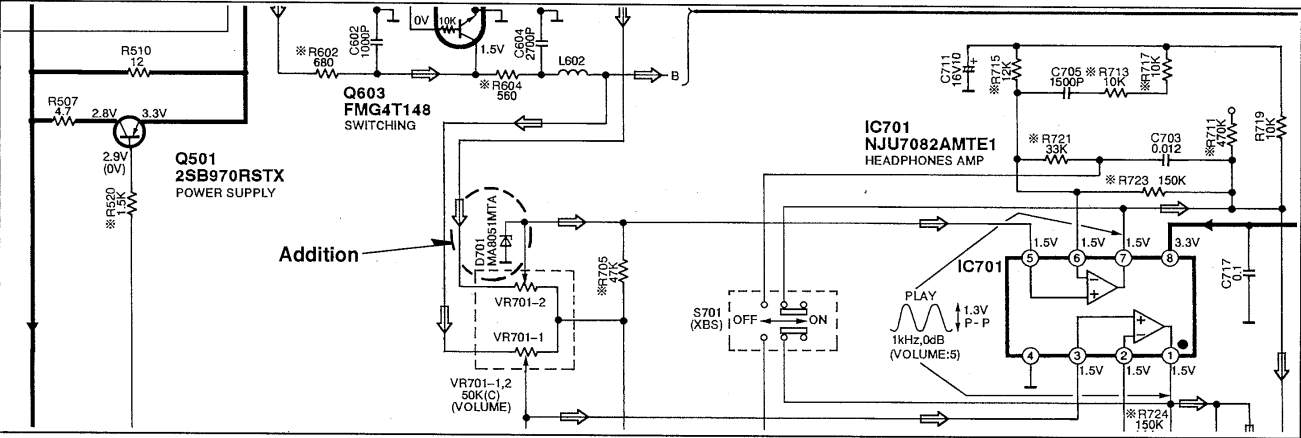
# Panasonic<sup>®</sup>

 © 1996 Matsushita Electric Industrial Co., Ltd.  
 All rights reserved. Unauthorized copying and distribution is a violation of law.

Ref. No.	Change of Part No.		Part Name & Description	Remarks
	SL-S240 (P)	SL-S340 (P, PC)		
PACKING MATERIAL				
P1	RPK0745	RPK0749	PACKING CASE	(P)
		RPK0785	PACKING CASE	(PC)
P2	RPQ0593	RPQ0593	SPACER	(P)
		RPQ0639	SPACER	(PC)
P4	—	—	—	(P)
		RPF0046	PROTECTION BAG (F.B.)	(PC) Addition
ACCESSORIES				
A1	RQT3374-P	RQT3374-P	INSTRUCTION MANUAL	(P) ※1
		RFKSLS240PCK	INSTRUCTION MANUAL ASS'Y	(PC) Addition
A3	RPHT103DPYS1	RPHT103DPYS1	STEREO HEADPHONES	(P)
		RFEV317P-KS	STEREO EARPHONES	(PC)
A4	—	—	—	(P)
A5	—	SQX7185	WARRANTY CARD	(PC) Addition
		—	—	(P)
A6	—	SQX9131	SERVICENTER LIST	(PC) Addition
		—	—	(P)
A6	—	RKB205ZA-0	EAR PADS	(PC) Addition ※2
		—	—	(P)

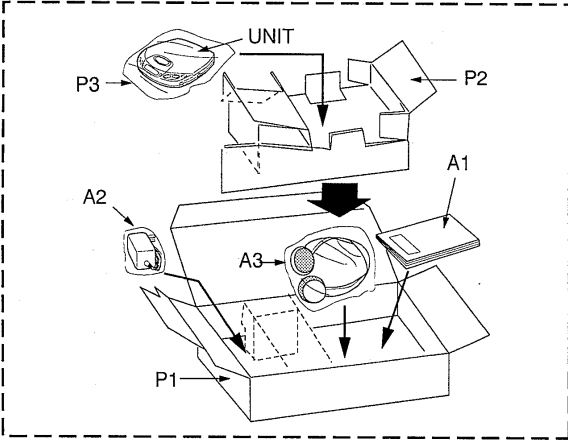
※1: The servicenter list and the warranty card are included in the instruction manual.  
※2: This item is not attached merchandise, but it is supplied as a replacement part.

SCHEMATIC DIAGRAM (SL-S240 Service Manual of page 22.)

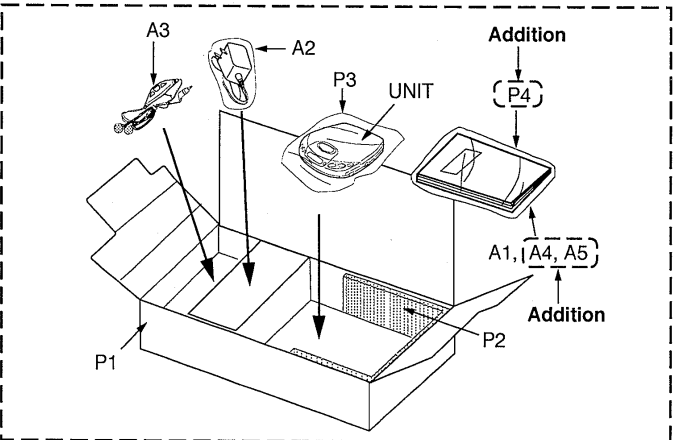


PACKAGING (SL-S240 Service Manual of page 34.)

● For (P) area.



● For (PC) area.



■ **PRINTED CIRCUIT BOARD AND WIRING CONNECTION DIAGRAM**  
(SL-S240 Service Manual of page 24.)

**Notes:**

- In this printed circuit board diagram, the parts and foil patterns on the board facing toward you are printed in black.  
The opposite side is printed in blue.
- The “●” mark denotes the connection points of double-faced foil patterns (through holes) on both sides of the printed circuit board.
- This printed circuit board diagram may be modified at any time with the development of now technology.

