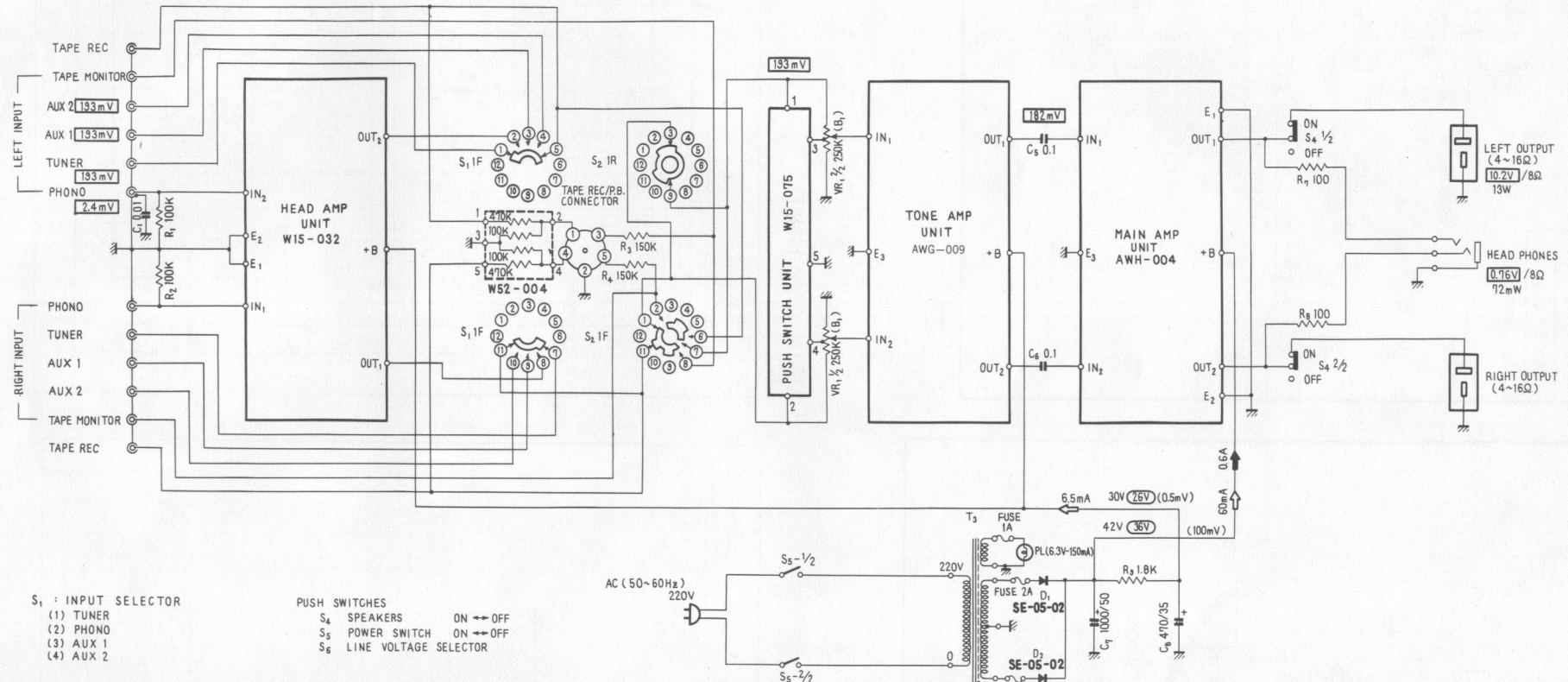


## STEREO AMPLIFIER

## SA-500

| UNIT \ ROUND LABEL | FA      | FV      | KC      | NB      |  |  |
|--------------------|---------|---------|---------|---------|--|--|
| FM FRONT END       |         |         |         |         |  |  |
| FM IF UNIT         |         |         |         |         |  |  |
| MPX UNIT           |         |         |         |         |  |  |
| AM TUNER UNIT      |         |         |         |         |  |  |
| MUTING UNIT        |         |         |         |         |  |  |
| HEAD AMP UNIT      | W15-032 | W15-032 | W15-032 | W15-032 |  |  |
| CONTROL AMP UNIT   | AWG-009 | AWG-009 | AWG-009 | AWG-009 |  |  |
| MAIN AMP UNIT      | W15-055 | W15-055 | W15-055 | AWH-004 |  |  |
| POWER SUPPLY UNIT  |         |         |         |         |  |  |
| SWITCH UNIT        | W15-075 | W15-075 | W15-075 | W15-075 |  |  |
| SWITCH UNIT        |         |         |         |         |  |  |
| SWITCH UNIT        |         |         |         |         |  |  |
| TONE COLOR UNIT    |         |         |         |         |  |  |
| CONTROL UNIT       |         |         |         |         |  |  |
| MIC AMP UNIT       |         |         |         |         |  |  |
| REVERBE AMP UNIT   |         |         |         |         |  |  |
| REVERBE UNIT       |         |         |         |         |  |  |
|                    |         |         |         |         |  |  |
|                    |         |         |         |         |  |  |





S<sub>1</sub> : INPUT SELECTOR

- (1) TUNER
- (2) PHONO
- (3) AUX 1
- (4) AUX 2

S<sub>2</sub> : MODE SELECTOR

- |            |            |
|------------|------------|
| MODE       | TAPE MON   |
| (1) RIGHT  | (4) STEREO |
| (2) LEFT   | (5) LEFT   |
| (3) STEREO | (6) RIGHT  |

RESISTORS

- NON MARK : OHM  
K : KILOHM

PUSH SWITCHES

- S<sub>4</sub> SPEAKERS ON ↔ OFF
- S<sub>5</sub> POWER SWITCH ON ↔ OFF
- S<sub>6</sub> LINE VOLTAGE SELECTOR

POTENTIOMETER

- VR<sub>1</sub> VOLUME CONTROL

CAPACITORS

- NON MARK : μF  
P : μμF

V : DC VOLTAGE AT NO INPUT SIGNAL

○ : DC VOLTAGE AT MAX INPUT SIGNAL

( V ) : RIPPLE VOLTAGE

→ : DC CURRENT AT NO INPUT SIGNAL

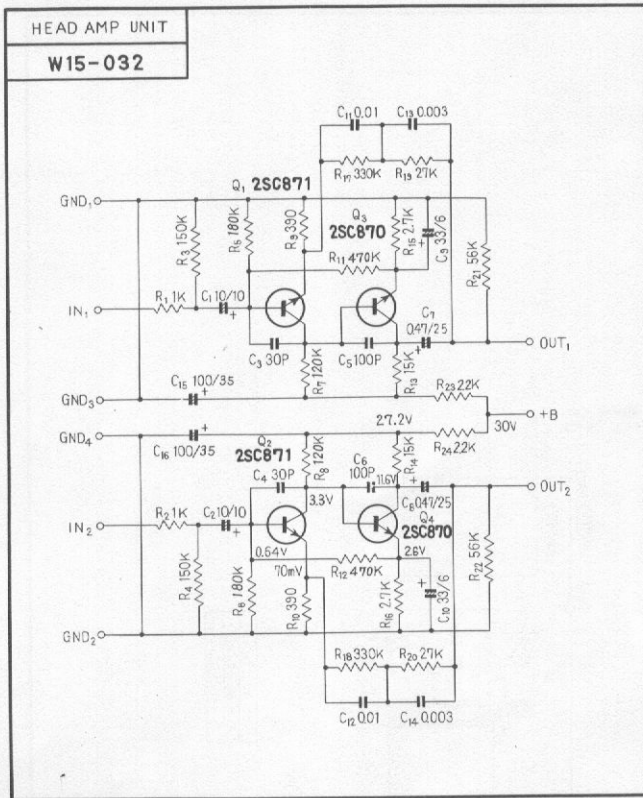
⇨ : DC CURRENT AT MAX INPUT SIGNAL

▭ : SIGNAL VOLTAGE AT 18W/8Ω ( SPEAKER OUTPUT )

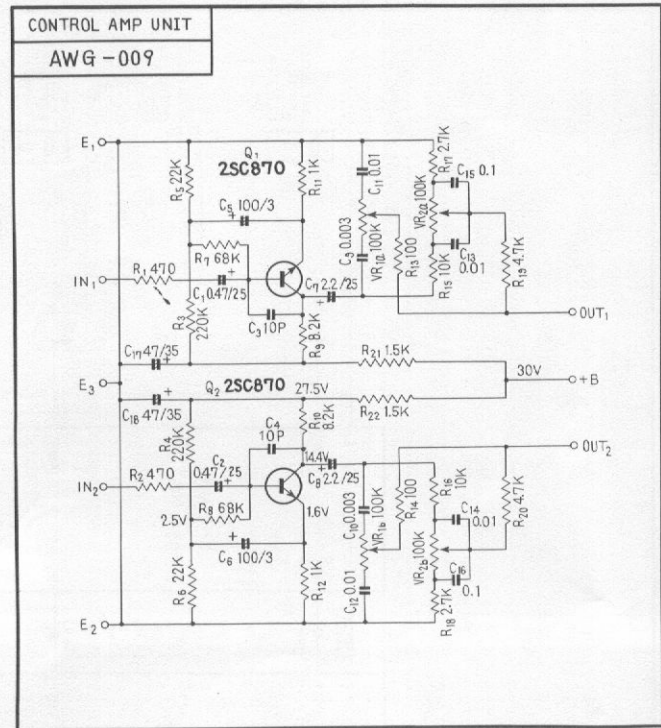
ALL VOLTAGES MEASURED WITH V.T.V.M.

| ITEM NO.                         | VACANT                                |
|----------------------------------|---------------------------------------|
| R <sub>1</sub> ~ R <sub>3</sub>  | R <sub>5</sub> R <sub>6</sub>         |
| C <sub>1</sub> ~ C <sub>12</sub> | C <sub>14</sub> ~ C <sub>16, 17</sub> |

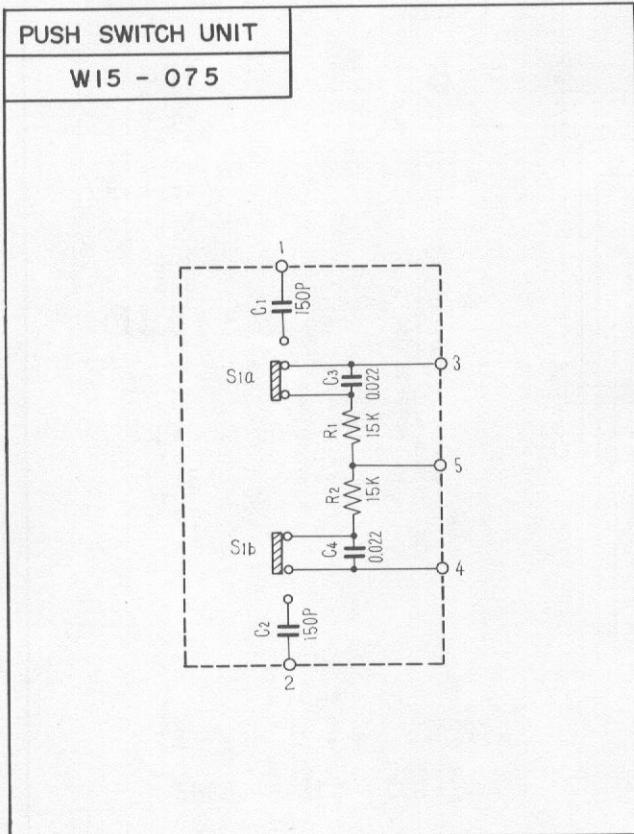
# HEAD AMP UNIT



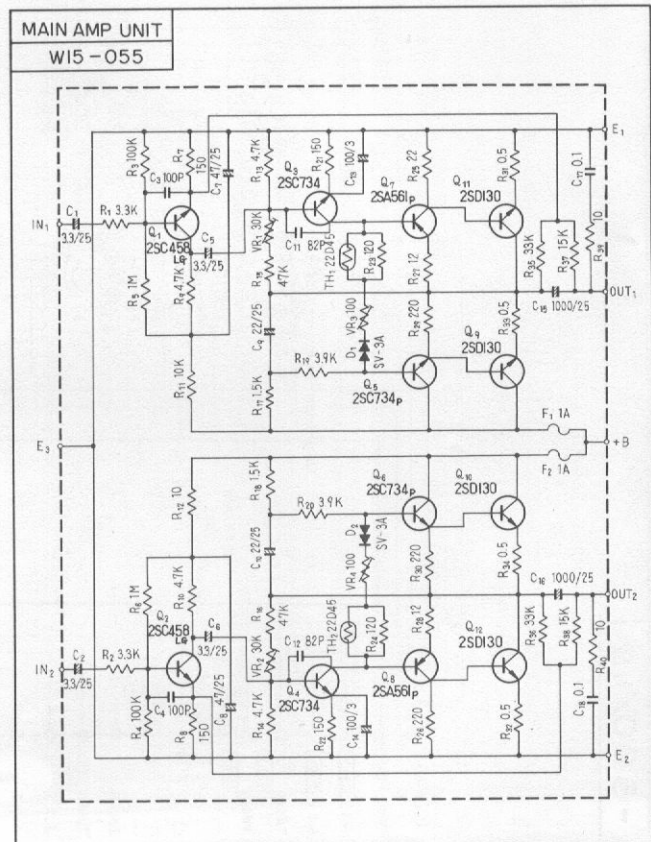
# CONTROL AMP UNIT



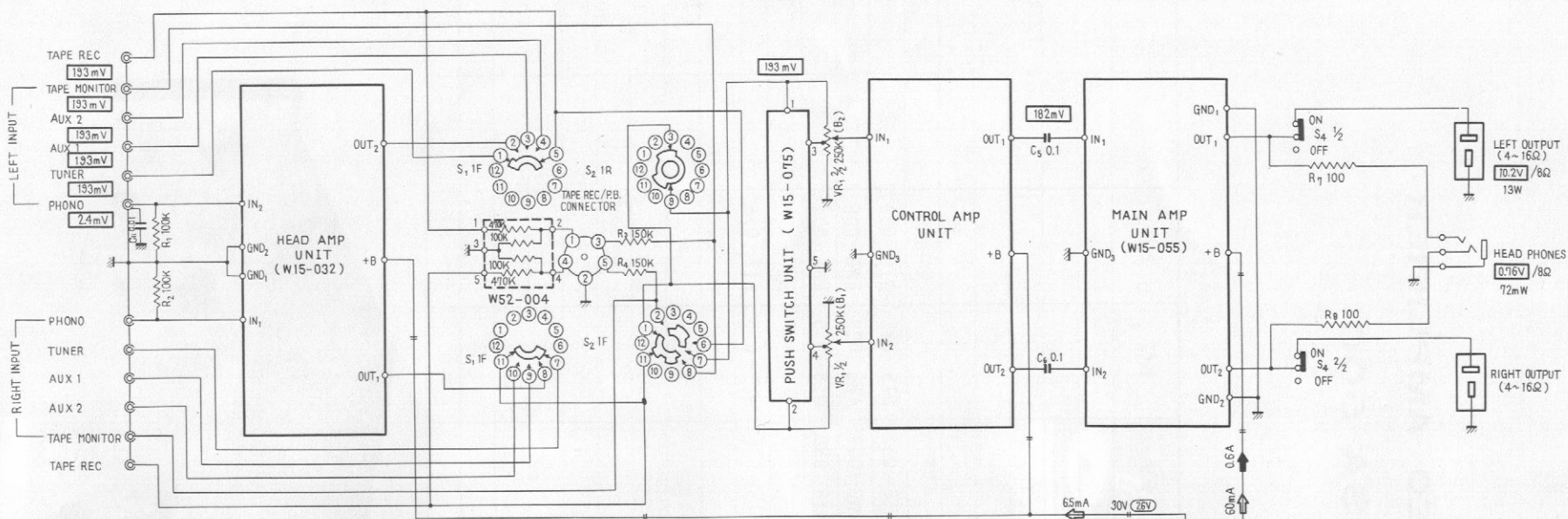
# PUSH SWITCH UNIT



# MAIN AMP UNIT







- S<sub>1</sub> INPUT SELECTOR  
 (1) TUNER  
 (2) PHONO  
 (3) AUX 1  
 (4) AUX 2

- S<sub>2</sub> MODE SELECTOR  
 MODE TAPE MON  
 (1) RIGHT (4) STEREO  
 (2) LEFT (5) LEFT  
 (3) STEREO (6) RIGHT

RESISTORS  
 NON MARK : OHM  
 K : KILOHM  
 M : MEGOHM

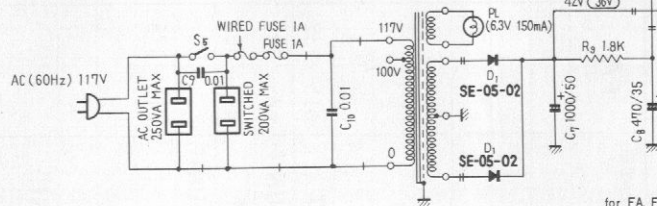
CAPACITORS  
 NON MARK : μF  
 P : μμF

- PUSH SWITCH  
 S<sub>4</sub> SPEAKERS ON ↔ OFF  
 S<sub>6</sub> POWER SWITCH ON ↔ OFF

POTENTIOMETER  
 VR<sub>1</sub> VOLUME CONTROL

- V DC VOLTAGE AT NO INPUT SIGNAL  
 DC VOLTAGE AT MAX INPUT SIGNAL  
 DC CURRENT AT NO INPUT SIGNAL  
 DC CURRENT AT MAX INPUT SIGNAL  
 SIGNAL VOLTAGE AT 13W/8Ω (SPEAKER OUTPUT)

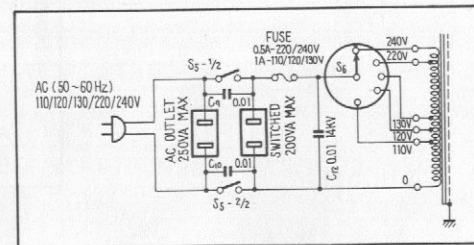
ALL VOLTAGES MEASURED WITH V.T.V.M.



| ITEM NO.                         | VACANT                          |
|----------------------------------|---------------------------------|
| R <sub>1</sub> ~ R <sub>8</sub>  | R <sub>5</sub> R <sub>6</sub>   |
| C <sub>1</sub> ~ C <sub>11</sub> | C <sub>1</sub> ~ C <sub>4</sub> |

TR-32 } CSA  
 TR-64 } APPROVED WIRE

for FA, FV model



## MAIN AMP UNIT for NB model

MAIN AMP UNIT

AWH-004

