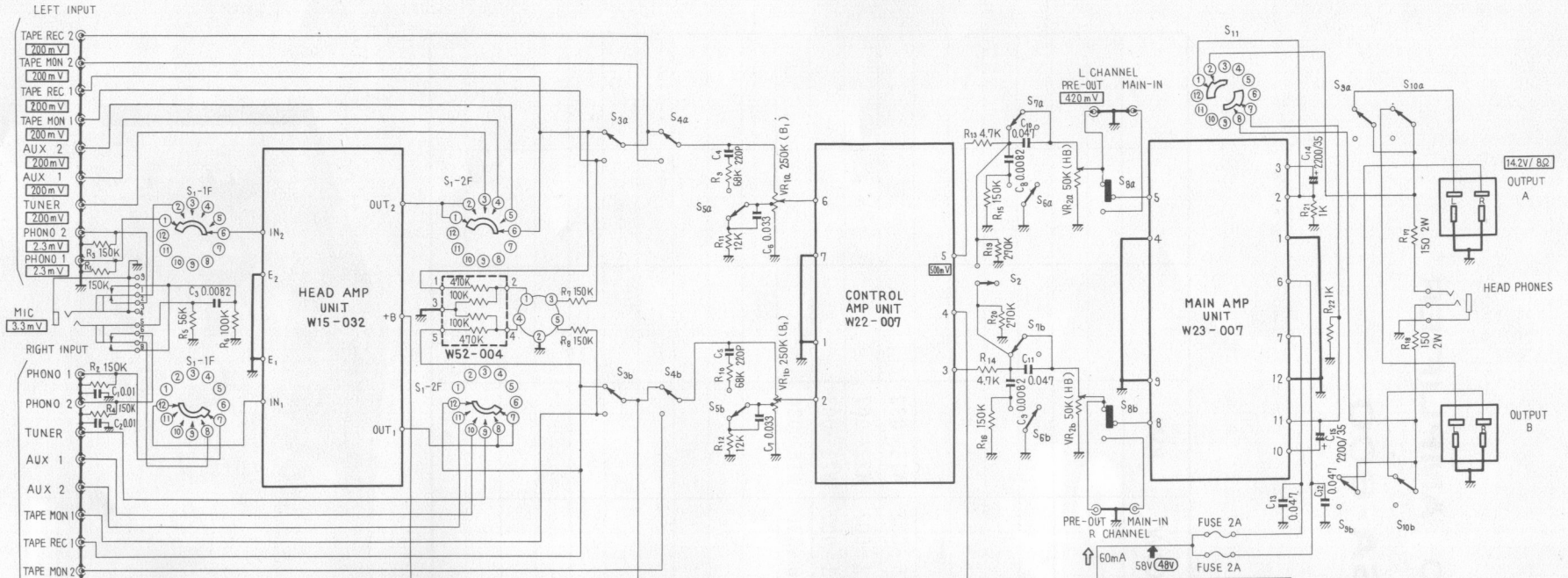


STEREO AMPLIFIER

SA-600

UNIT \ ROUND LABEL	FWW	KUW	KW			
FM FRONT END						
FM IF UNIT						
MPX UNIT						
AM TUNER UNIT						
MUTING UNIT						
HEAD AMP UNIT	W15-032	W15-032	W15-032			
CONTROL AMP UNIT	W22-007	W22-007	W22-007			
MAIN AMP UNIT	W23-007	W23-007	W23-007			
POWER SUPPLY UNIT	W16-036	W16-036	W16-036			
SWITCH UNIT						
SWITCH UNIT						
SWITCH UNIT						
TONE COLOR UNIT						
CONTROL UNIT						
MIC AMP UNIT						
REVERBE AMP UNIT						
REVERBE UNIT						





SWITCHES

- S₁ INPUT SELECTOR**
 (1) PHONO 1
 (2) PHONO 2 / MIC
 (3) TUNER
 (4) AUX 1
 (5) AUX 2
- S₂ MODE** STEREO ↔ MONO
- S₃ TAPE MONITOR 1** OFF ↔ ON
- S₄ TAPE MONITOR 2** OFF ↔ ON
- S₅ LOUDNESS** OFF ↔ ON
- S₆ HIGH CUT FILTER** OFF ↔ ON
- S₇ LOW CUT FILTER** OFF ↔ ON
- S₈ PRE & MAIN** INTERCOUPLED ↔ SEPARATED
- S₉ SPEAKER A** ON ↔ OFF
- S₁₀ SPEAKER B** ON ↔ OFF
- S₁₁ POWER** OFF ↔ ON

POTENTIOMETERS

- VR₁ VOLUME CONTROL**
- VR₂ BALANCE VOLUME CONTROL**

RESISTORS

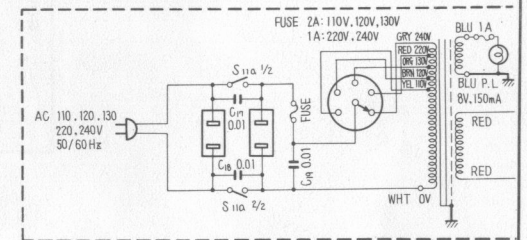
- NON MARK : OHM
 K : KILOHM
 M : MEGOHM

CAPACITORS

- NON MARK : μF
 P : μμF

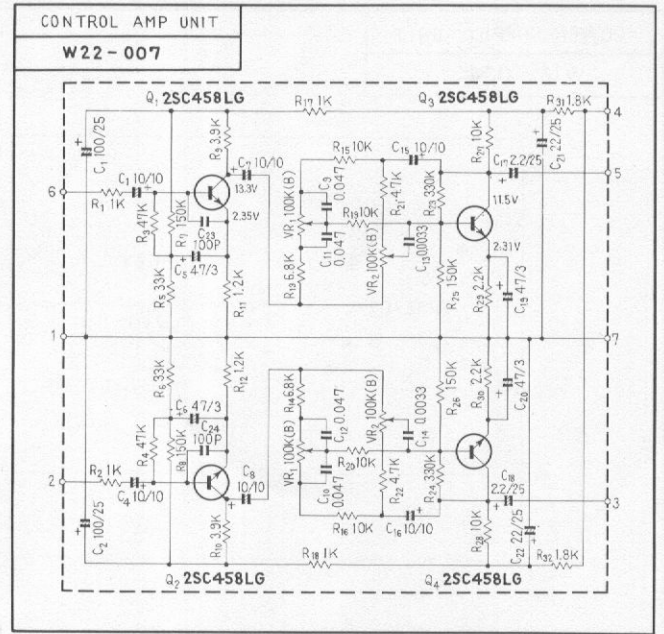
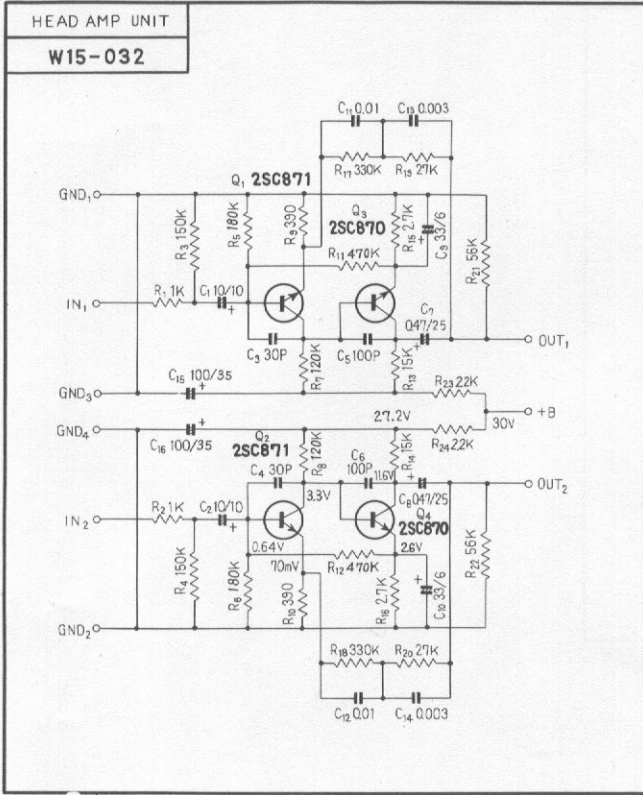
- : DC CURRENT AT NO INPUT SIGNAL
 ⇨ : DC VOLTAGE
 v : NO SIGNAL INPUT
 v : AT 25W/8Ω ONE CHANNEL OUTPUT
 v : SIGNAL VOLTAGE AT 25W/8Ω (1kHz)

for FW model

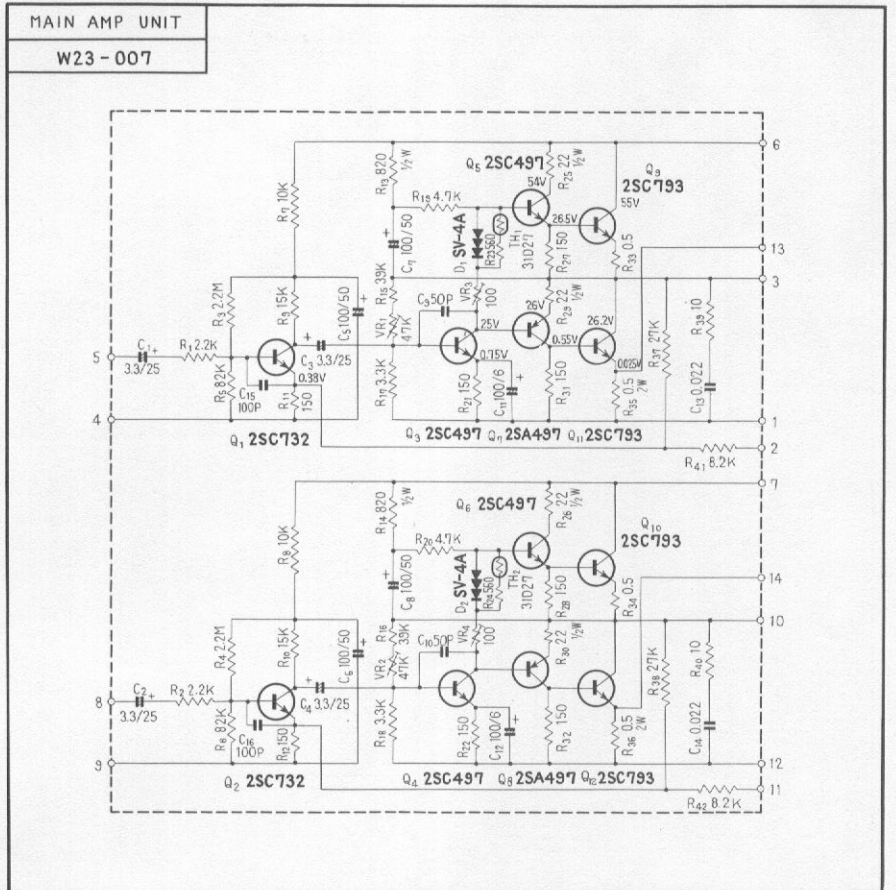


HEAD AMP UNIT

CONTROL AMP UNIT



MAIN AMP UNIT



POWER SUPPLY UNIT

POWER SUPPLY UNIT

W16 - 036

