

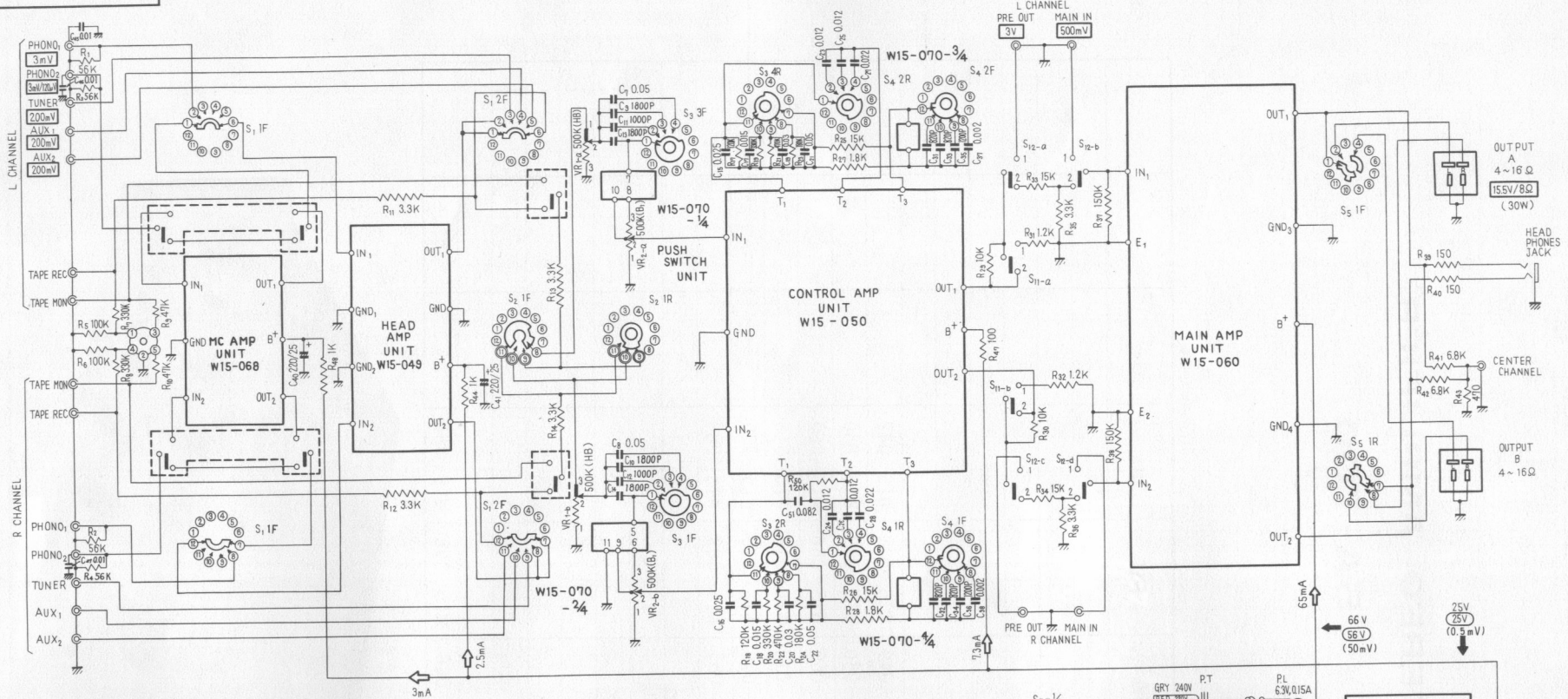
STEREO AMPLIFIER

SA-700

ROUND LABEL UNIT	FA	FV	KL			
TUNER UNIT						
FM FRONT END						
FM IF UNIT						
MPX UNIT						
AM TUNER UNIT						
MUTING UNIT						
HEAD AMP UNIT	W15-049	W15-049	W15-049			
CONTROL AMP UNIT	W15-050	W15-050	W15-050			
MAIN AMP UNIT	W15-060	W15-060	W15-060			
POWER SUPPLY UNIT	W16-018	W16-018	W16-018			
SWITCH UNIT	W15-070	W15-070	W15-070			
SWITCH UNIT	W15-083	W15-083	W15-083			
SWITCH UNIT						
TONE COLOR UNIT						
CONTROL UNIT						
MIC AMP UNIT						
REVERBE AMP UNIT						
REVERBE UNIT						
MC AMP UNIT	W15-068	W15-068	W15-068			



SA-700



SWITCHES

- S₁ INPUT SELECTOR**
 (1) PHONO 2
 (2) PHONO 1
 (3) TUNER
 (4) AUX 1
 (5) AUX 2
- S₂ MODE**
 (1) STEREO REV
 (2) STEREO NORM
 (3) MONO L
 (4) MONO R
 (5) MONO L+R
- S₃ BASS CONTROL**
 -9dB ~ +12dB (at 100Hz)
- S₄ TREBLE CONTROL**
 -12dB ~ +9dB (at 10KHz)
- S₅ OUTPUT SELECTOR**
 (1) POWER OFF
 (2) A
 (3) SPKR'S OFF
 (4) B
 (5) A+B
- S₁₁ MUTING** ① -20dB ② 0dB
- S₁₂ PRE & MAIN IN SEP.** ① INTER-COUP.
- Legend:**
 [] : INCLUDED IN W15-070 (PUSH SWITCH UNIT)

POTENTIOMETERS

- VR₁ BALANCE CONTROL**
- VR₂ VOLUME CONTROL**

RESISTORS

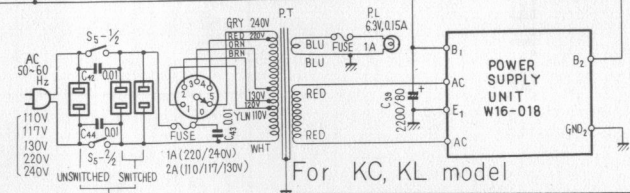
NON MARK: OHM, K: KILOHM, M: MEGOHM

CAPACITORS

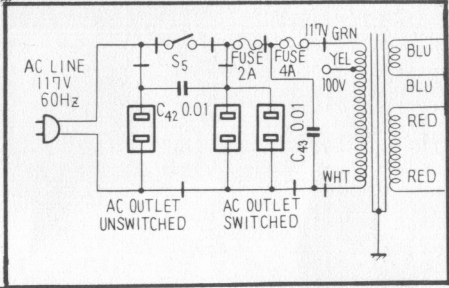
NON MARK: μF
 P: μμF

- ⇨ : NO INPUT SIGNAL
 DC CURRENT
- ⇩ : DC VOLTAGE
- V : NO SIGNAL INPUT
- ⊖ : AT 30W/8Ω ONE CHANNEL
 OUTPUT
- ⊡ : SIGNAL VOLTAGE AT 30W/8Ω (1KHz)

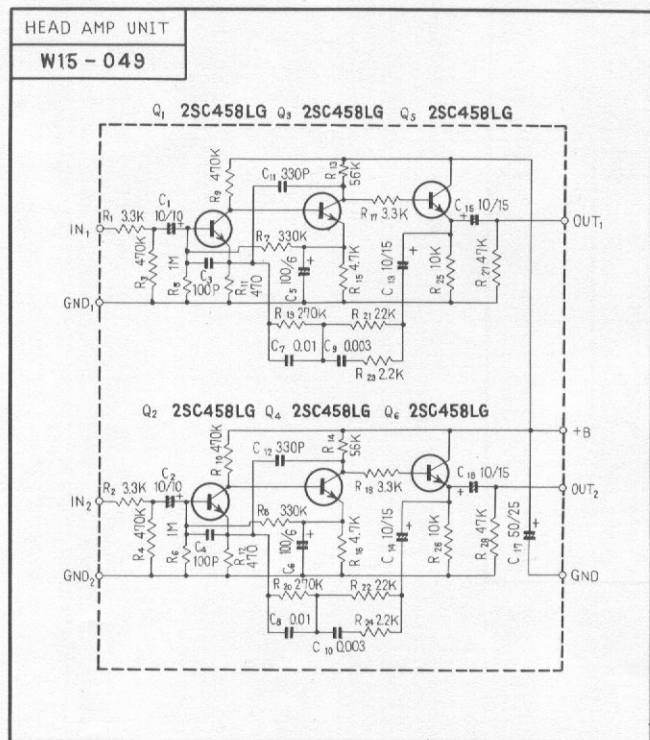
ITEM NO.	VACANT
R ₁ ~ R ₄₈	R ₁₅ , 16, 45, 46
C ₁ ~ C ₄₄	C ₁₋₆ , 25, 30



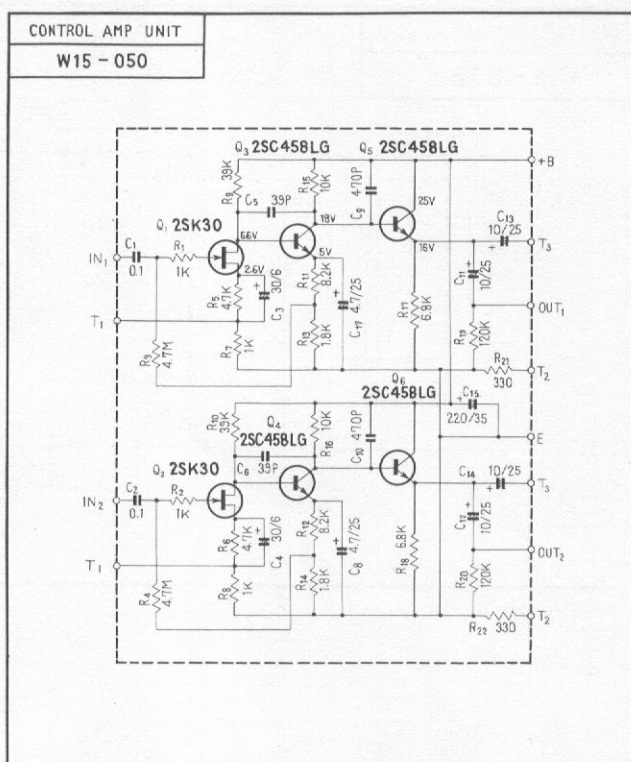
For KC, KL model



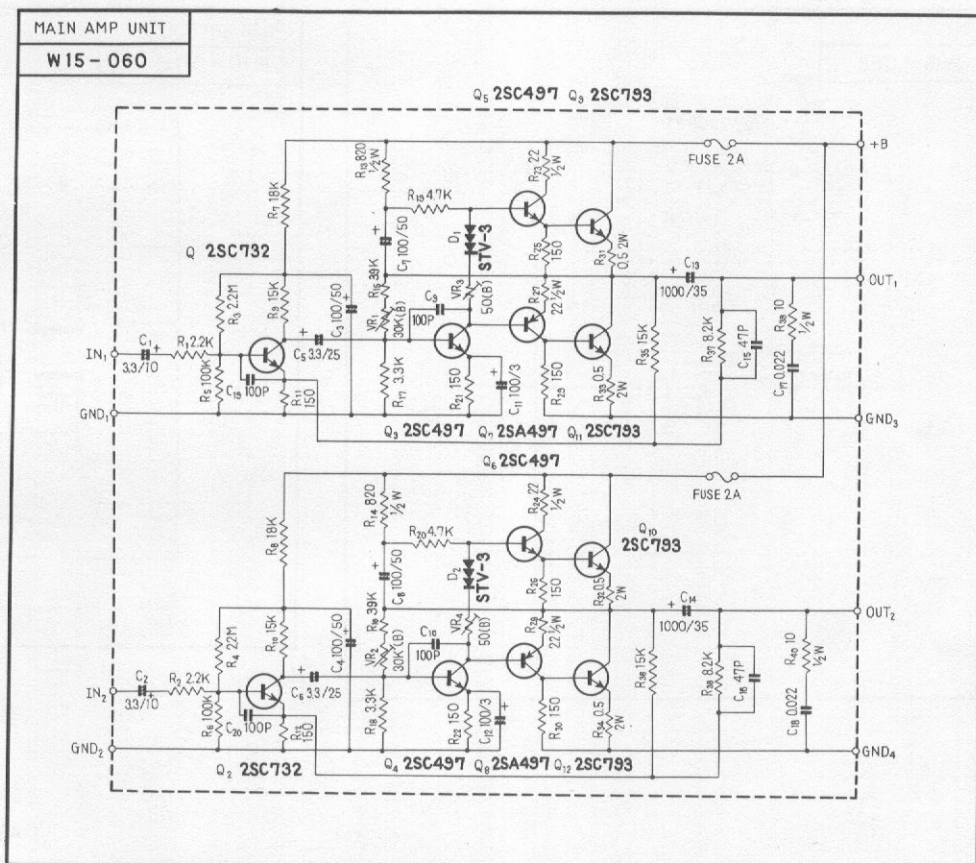
HEAD AMP UNIT



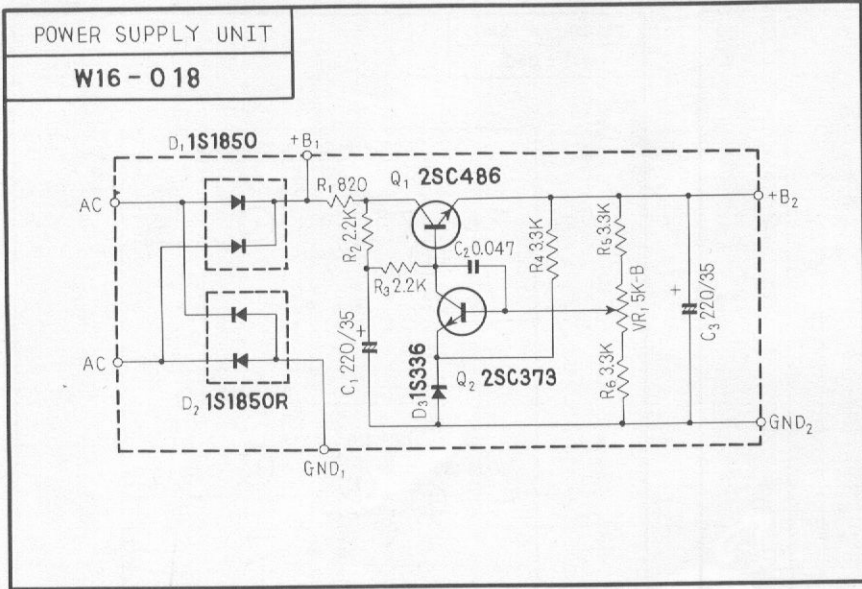
CONTROL AMP UNIT



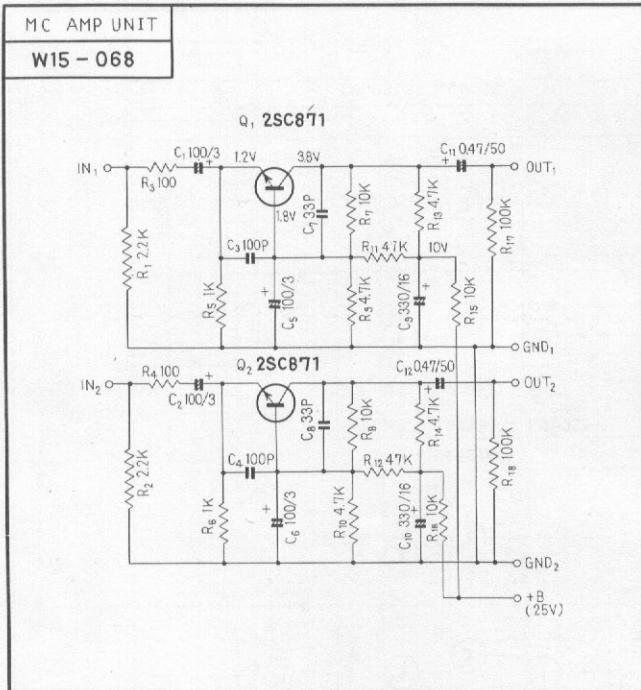
MAIN AMP UNIT



POWER SUPPLY UNIT



MC AMP UNIT



PUSH SWITCH UNIT

