

Pioneer

Service Manual

ORDER NO.
RRV4261

AUDIO/VIDEO MULTI-CHANNEL RECEIVER

SC-LX85

SC-LX75

THIS MANUAL IS APPLICABLE TO THE FOLLOWING MODEL(S) AND TYPE(S).

Model	Type	Power Requirement	The voltage can be converted by the following method.
SC-LX85	AXJ5	AC 220 V to 230 V/ 240 V	With the voltage selector
SC-LX75	AXJ5	AC 220 V to 230 V/ 240 V	With the voltage selector


This service manual should be used together with the following manual(s).


Model No.	Order No.	Remarks
SC-57/UXJCB	RRV4195	

For SPECIFICATIONS and PANEL FACILITIES, refer to the operating instructions.

1. CONTRAST OF MISCELLANEOUS PARTS

NOTES: ● Parts marked by "NSP" are generally unavailable because they are not in our Master Spare Parts List.

● The  mark found on some component parts indicates the importance of the safety factor of the part. Therefore, when replacing, be sure to use parts of identical designation.




● Screws adjacent to  mark on product are used for disassembly.




● For the applying amount of lubricants or glue, follow the instructions in this manual. (In the case of no amount instructions, apply as you think it appropriate.)




● Nos. indicate the pages and Nos. in the service manual for the base model.




● When ordering resistors, first convert resistance values into code form as shown in the following examples.

Ex.1 When there are 2 effective digits (any digit apart from 0), such as 560 ohm and 47k ohm (tolerance is shown by J=5%, and K=10%).





560Ω → 56 x 10¹ → 561 RD1/4PU    J

47kΩ → 47 x 10³ → 473 RD1/4PU    J

0.5Ω → R50 RN2H    K


1Ω → 1R0 RS1P    K

Ex.2 When there are 3 effective digits (such as in high precision metal film resistors).

5.62kΩ → 562 x 10¹ → 5621 RN1/4PC     F

CONTRAST TABLE

SC-57/UXJCB, SC-LX85/AXJ5 and SC-LX75/AXJ5 are constructed the same except for the following:

Mark	No.	Symbol and Description	SC-57/UXJCB	SC-LX85/AXJ5	SC-LX75/AXJ5	Remarks
PCB ASSEMBLIES						
NSP	P85-1	1..IR POWER AMP ASSY	AWH7030	AWH7042	AWH7043	
	P85-2	1..IR BUFFER ASSY	AWM8249	AWM8282	AWM8282	
		2..IR BUFFER ASSY	AWX9793	AWX9952	AWX9952	
	NSP	P85-4	1..PRIM DISPLAY ASSY	AWM8250	AWM8266	AWM8266
2..PRIMARY ASSY			AWX9799	AWX9852	AWX9852	
P87-1		2..DISPLAY ASSY	AWX9796	AWX9967	AWX9967	
P87-4		2..MIC HP ASSY	AWX9800	AWX9968	AWX9968	
NSP	P83-2	1..AUDIO COMPOSITE ASSY	AWR7106	AWR7127	AWR7128	
		2..AUDIO ASSY	AWX9790	AWX9986	AWX9987	
		2..COMPOSITE ASSY	AWX9791	AWX9791	AWX9836	
NSP	P81-3	1..INTERFACE REG ASSY	AWR7111	AWR7134	AWR7134	
		2..IR REG ASSY	AWX9806	AWX9995	AWX9995	
	P81-4	2..B DIODE ASSY	AWX9808	AWX9958	AWX9958	
	P85-7	2..A REG BRIDGE ASSY	AWX9810	AWX9970	AWX9970	
NSP	P81-6	1..REG BRIDGE ASSY	AWR7112	AWR7131	AWR7133	
		2..DISPLAY BRIDGE ASSY	AWX9815	AWX9956	AWX9956	
	P81-7	2..F-IN BRIDGE ASSY	AWX9816	AWX9965	AWX9965	
	P83-9	2..MCH BRIDGE ASSY	AWX9818	AWX9818	Not used	
	P83-11	2..MULTI CH IN ASSY	AWX9857	AWX9857	Not used	
	P85-8	2..REG ASSY	AWX9813	AWX9991	AWX9991	
	P85-10	2..FB-CONNECT ASSY	AWX9819	AWX9966	AWX9966	
	P87-6	1..FRONT HDMI USB ASSY	AWX9749	AWX9969	AWX9969	
	P83-13	1..DAC HIGH ASSY	AWX9822	AWX9997	AWX9999	
	P83-14	1..DIGITAL MAIN ASSY	AWX9827	AWX9992	AWX9993	
P83-15	1..COMPONENT ASSY	AWX9866	AWX9951	AWX9867		
PACKING SECTION						
	P79-2	AC Power Cord	ADG7111	ADG7105	ADG7105	
	P79-6	Packing Case	AHD8722	AHD8726	AHD8733	
	P79-9	Operating Instructions (En)	ARB7459	Not used	Not used	
		Operating Instructions (Zhch)	Not used	ARC8003	ARC8003	
	P79-11	Caution Sheet SP	ARM7083	ARM7104	ARM7104	
NSP	P79-12	Operating Instructions (CD-ROM)	ARU7006	ARU7012	ARU7026	
	P79-13	Warranty Card	ARY7007	ARY7118	ARY7118	

Mark	No.	Symbol and Description	SC-57/UXJCB	SC-LX85/AXJ5	SC-LX75/AXJ5	Remarks
NSP NSP	P79-14	Remote Control Unit SEL/MID	AXD7612	Not used	AXD7613	
	P79-14	RF Remote Control Unit	Not used	AXD7580	Not used	
	P79-15	Battery Door	AZN8047	Not used	AZN8047	
	P79-15	Battery Cover	Not used	AZN8049	Not used	
	P79-17	Dry Cell Battery (R3)	VEM1051	Not used	VEM1051	
	P79-17	Dry Cell Battery (LR6)	Not used	VEM1053	Not used	
			IR Bluster Cable	Not used	ADF7007	
NSP		RF Receiver Box	Not used	AXX7272	Not used	
		RF Remote Caution	Not used	ARM7131	Not used	
		CCC S&E Label	Not used	DRW2310	DRW2310	
EXTERIOR SECTION						
⚠	P81-9	Power Transformer (T1501)	ATS7447	ATS7448	ATS7439	B
⚠	P81-10	Fuse (FU13, FU14 : 1A)	REK1142	Not used	Not used	
⚠	P81-10	Fuse (FU13, FU14 : T800mA)	Not used	AEK7072	AEK7072	
⚠	P81-11	Fuse (FU11, FU12, FU15 : 1.25A)	REK1143	Not used	Not used	
⚠	P81-11	Fuse (FU11, FU12, FU15 : T1A)	Not used	AEK7073	AEK7073	
⚠	P81-12	Fuse (FU10 : 4A)	REK1149	Not used	Not used	
⚠	P81-12	Fuse (FU10 : T3.15A)	Not used	AEK1059	AEK1059	
	P81-24	Insulator	AMR7198	Not used	Not used	
	P81-24	Insulator Assembly	Not used	DXA1904	DXA1904	
REAR SECTION						
NSP	P83-23	Rear Panel	ANC8599	ANC8603	ANC8610	C
	P83-25	D. Main Shield 85	ANK7162	ANK7162	Not used	
	P83-26	PC Support	VEC1749	VEC1749	Not used	
	P83-36	Nylon Rivet	AEC7406	AEC7406	Not used	
CHASSIS SECTION						
⚠	P85-13	Fuse (FU4 : 2A)	REK1139	Not used	Not used	
⚠	P85-13	Fuse (FU4 : 4A)	Not used	REK1104	REK1104	
⚠	P85-14	Fuse (FU21, FU22, FU31, FU32 : 1.25A)	REK1143	Not used	Not used	
⚠	P85-14	Fuse (FU21, FU22 : T800mA)	Not used	AEK7072	AEK7072	
⚠	P85-14	Fuse (FU31, FU32 : T1A)	Not used	AEK7073	AEK7073	
⚠	P85-15	Fuse (FU1 : 10A)	REK1154	Not used	Not used	D
⚠	P85-15	Fuse (FU1 : T5A)	Not used	AEK1061	AEK1061	
FRONT SECTION						
NSP	P87-13	Filter	AAK8443	AAK8459	AAK8459	
	P87-14	Display Panel	AAK8567	AAK8568	AAK8568	
	P87-23	Panel Base	AMB8041	AMB8042	AMB8042	
	P87-26	Door Panel	ANB7562	ANB7563	ANB7563	
	P87-27	Front Panel	ANB7565	ANB7566	ANB7570	
	P87-29	PIONEER Badge	VAM1159	VAM1158	VAM1158	

Notes : For PCB ASSEMBLIES, Refer to "CONTRAST OF PCB ASSEMBLIES".

CONTRAST OF PCB ASSEMBLIES**A F AUDIO ASSY**

A AWX9790, AWX9986 and AWX9987 are constructed the same except for the following:

Mark	Symbol and Description	AWX9790	AWX9986	AWX9987	Remarks
	CN2510 18P SOCKET	AKP7123	AKP7123	Not used	
	JA2502, JA3202 2P PIN JACK	AKB7234	AKB7234	AKB7233	
	JA2501, JA2503, JA2504, JA2951	AKB7218	AKB7218	XKB3017	
	JA3101 PIN JACK(4P)	AKB7218	AKB7218	XKB3017	
	JA3201 PIN JACK(6P)	AKB7221	AKB7221	XKB3037	
	JA3102 RCA JACK	AKB7237	AKB7237	AKB7236	
	R3030, R3034	Not used	RS1/10SR472J	RS1/10SR472J	
	R3032	RS1/8SQ562J	RS1/8SQ182J	RS1/8SQ182J	
	R3951-R3958	Not used	Not used	RS1/10SR473J	
	C3011, C3012	CCSRCH331J50	Not used	Not used	

The mounting positions of the additional parts are described in the circuit diagram and PCB diagram of the parent manual.

B F DAC HIGH ASSY

AWX9822, AWX9997 and AWX9999 are constructed the same except for the following:

Mark	Symbol and Description	AWX9822	AWX9997	AWX9999	Remarks
	D2130	1SS302	Not used	Not used	
	JA2008 RCA JACK	AKB7235	AKB7235	AKB7173	
	JA2101 SOCKET	BKP1127	Not used	Not used	
	R2002, R2004	RS1/10SR220J	RS1/10SR270J	RS1/10SR270J	
	R2133, R2134, R2144, R2145	Not used	RS1/10SR0R0J	RS1/10SR0R0J	
	R2135	RS1/10SR0R0J	Not used	Not used	
	R2140, R2141	RS1/10SR474J	Not used	Not used	
	R2142, R2143	RS1/10SR331J	Not used	Not used	
	R2201, R2202, R2203	RS1/16SS0R0J	RS1/16SS100J	RS1/16SS100J	
	R2231, R2232, R2233	Not used	RS1/10SR0R0J	RS1/10SR0R0J	
	R2491	RS1/8SQ105J	RS1/8SQ222J	RS1/8SQ222J	
	R2492	RS1/8SQ474J	RS1/8SQ105J	RS1/8SQ105J	
	C2124, C2126	CKSRYB103K50	Not used	Not used	
	C2291	CCSRCH331J50	CCSRCH100D50	CCSRCH100D50	
	C2127, C2128	CEAT220M50	Not used	Not used	

The mounting positions of the additional parts are described in the circuit diagram and PCB diagram of the parent manual.

C F FRONT HDMI USB ASSY

AWX9749 and AWX9969 are constructed the same except for the following:

Mark	Symbol and Description	AWX9749	AWX9969	Remarks
	C8043, C8108	CKSSYB102K50	CCSSCH102J50	

F F DIGITAL MAIN ASSY

AWX9827, AWX9992 and AWX9993 are constructed the same except for the following:

Mark	Symbol and Description	AWX9827	AWX9992	AWX9993	Remarks
	R610, R618	Not used	RS1/8SQ105J	RS1/8SQ105J	
	R1626, R1627, R1634, R1635	RS1/16SS100J	RS1/16SS220J	RS1/16SS220J	
	R1680, R1681	RS1/16SS100J	RS1/16SS220J	RS1/16SS220J	
	R9110	RS1/16SS0R0J	RS1/16SS100J	RS1/16SS100J	
	R9513	RS1/16SS100J	RS1/16SS0R0J	RS1/16SS100J	
	R9518	RS1/16SS82R0D	RS1/16SS82R0D	RS1/16SS1501D	
	R9519	RS1/16SS331J	RS1/16SS331J	RS1/16SS152J	
	R9520	RS1/16SS7501D	RS1/16SS7501D	RS1/16SS3302D	
	R9521	RS1/16SS622J	RS1/16SS622J	RS1/16SS163J	
	R9522	RS1/16SS3301D	RS1/16SS3301D	RS1/16SS1502D	
	C996, C1672, C1673, C9593	ACH7306	ACH7306	Not used	
	C619, C650, C9211	CCSSCH102J50	CCSSCH101J50	CCSSCH101J50	

Mark	Symbol and Description	AWX9827	AWX9992	AWX9993	Remarks
	C9742 C1008, C9056, C9072, C9751 C1770, C1847	CCSSCH221J50 CCSSCH471J50 CEVW101M16	CCSSCH101J50 CCSSCH101J50 CEVW101M16	CCSSCH101J50 CCSSCH101J50 Not used	
	C9588, C9608 C9229 C9317, C9632, C9757 C9314, C9640 C9626, C9631	CFHXSQ103J16 CKSSYB104K16 CKSSYB104K16 CKSSYB104K16 CKSSYB104K16	CFHXSQ103J16 CCSSCH100D50 CCSSCH101J50 CCSSCH180J50 CCSSCH220J50	Not used CCSSCH100D50 CCSSCH101J50 CCSSCH180J50 CCSSCH220J50	
	C9695 C203, C428, C447, C9642 C9553 C9547 C932, C9536, C9680	CKSSYB104K16 CKSSYB104K16 CKSSYB472K50 CKSSYB682K25 Not used	CCSSCH221J50 CCSSCH331J50 CKSSYB472K50 CKSSYB682K25 CCSSCH100D50	CCSSCH221J50 CCSSCH331J50 CCSSCH102J50 CCSSCH102J50 CCSSCH100D50	
	C197, C9224, C9225 C9322 C9518, C9525 C9722 C140, C995, C1355	Not used Not used Not used Not used VCH1277	CCSSCH101J50 CCSSCH220J50 CCSSCH330J50 CCSSCH331J50 VCH1277	CCSSCH101J50 CCSSCH220J50 CCSSCH330J50 CCSSCH331J50 CEVW221M4	
	C1836 C156 C1031, C9004, C9702 C9537	CEVW470M16 VCH1268 VCH1234 VCH1234	CEVW470M16 VCH1268 VCH1234 VCH1234	Not used CEVW101M4 CEVW101M16 Not used	

The mounting positions of the additional parts are described in the circuit diagram and PCB diagram of the parent manual.

F COMPONENT ASSY

AWX9866, AWX9951 and AWX9867 are constructed the same except for the following:

Mark	Symbol and Description	AWX9866	AWX9951	AWX9867	Remarks
	JA8301 6P PIN JACK AU JA8302, JA8304 3P PIN JACK AU JA8305 3P PIN JACK AU R8316, R8318, R8320 R8317, R8319, R8321	AKB7225 AKB7228 AKB7228 RS1/10SR68R0F RS1/10SR3R9J	AKB7225 AKB7228 AKB7228 RS1/10SR68R0F RS1/10SR3R9J	AKB7224 AKB7227 Not used Not used Not used	
	R8361, R8362 C8394	RS1/10SR0R0J CCSRCH470J50	RS1/10SR100J CCSRCH470J50	RS1/10SR100J Not used	

F COMPOSITE ASSY

AWX9791 and AWX9836 are constructed the same except for the following:

Mark	Symbol and Description	AWX9791	AWX9836	Remarks
	JA3601-JA3603 2P PIN JACK JA3604, JA3605 1P PIN JACK R3616 C3608, C3610	AKB7230 AKB7232 RS1/10SR68R0D CKSRYB104K16	AKB7229 AKB7231 RS1/10SR68R0F CKSRYB104K50	

J MIC HP ASSY

AWX9800 and AWX9968 are constructed the same except for the following:

Mark	Symbol and Description	AWX9800	AWX9968	Remarks
	C3473 C3490	CKSRYB471K50 CKSRYB102K50	CCSRCH471J50 CCSRCH102J50	

K DISPLAY ASSY

AWX9796 and AWX9967 are constructed the same except for the following:

Mark	Symbol and Description	AWX9796	AWX9967	Remarks
	C3006, C3302 C3102, C3201, C3306 C3104	CKSRYB471K50 CKSRYB102K50 CKSRYB102K50	CCSRCH471J50 CCSRCH102J50 CCSRCH330J50	

OF IR BUFFER ASSY

AWX9793 and AWX9952 are constructed the same except for the following:

Mark	Symbol and Description	AWX9793	AWX9952	Remarks
	R6857	RS1/8SQ225J	RS1/8SQ224J	

RF IR POWER AMP ASSY

AWH7030, AWH7042 and AWH7043 are constructed the same except for the following:

Mark	Symbol and Description	AWH7030	AWH7042	AWH7043	Remarks
	IC4004	TC74VHCT08FK	TC74VHCT08AFKS1	TC74VHCT08AFKS1	
	IC4905	TC7SH08FUS1	TC7SET08FUS1	TC7SET08FUS1	
	Q4121, Q4221, Q4721	2SC2713	2SC3138	2SC3138	
	Q4122, Q4222, Q4722	LSA1576UB	2SA1576A	2SA1576A	
	Q4111, Q4211, Q4311, Q4411	LSA1576UB	LTA114TUB	LTA114TUB	
	Q4511, Q4611, Q4711, Q4811	LSA1576UB	LTA114TUB	LTA114TUB	
	Q4911	LSA1576UB	LTA114TUB	LTA114TUB	
	Q5101	LSC4081UB	2SC4081	2SC4081	
	Q4023, Q4025	LSC4081UB	DTC623TU	DTC623TU	
	Q4105, Q4106, Q4205, Q4206	LTC124EUB	DTC115EUA	DTC115EUA	
	Q4305, Q4306, Q4405, Q4406	LTC124EUB	DTC115EUA	DTC115EUA	
	Q4505, Q4506, Q4605, Q4606	LTC124EUB	DTC115EUA	DTC115EUA	
	Q4705, Q4706, Q4805, Q4806	LTC124EUB	DTC115EUA	DTC115EUA	
	Q4905, Q4906	LTC124EUB	DTC115EUA	DTC115EUA	
	D4027-D4031	RKZ4.7KG	Not used	Not used	
	D4103, D4111, D4203, D4211	1SS302	DAN217U	DAN217U	
	D4311, D4411, D4511, D4611	1SS302	DAN217U	DAN217U	
	D4703, D4711, D4811, D4911	1SS302	DAN217U	DAN217U	
	D4005, D4120, D4220, D4720	1SS352	1SS355	1SS355	
	D4116, D4216, D4316, D4416	RB161VA-20	RB500V-40	RB500V-40	
	D4516, D4616, D4716, D4816	RB161VA-20	RB500V-40	RB500V-40	
	D4916	RB161VA-20	RB500V-40	RB500V-40	
	L4000 Chip Solid Inductor	QTL1013	RS1/10SR101J	RS1/10SR101J	
	JA4301, A4501, JA4901	AKE7149	AKE7147	AKE7143	
	JA5101 SP TERMINAL 4-P(V0)	AKE7149	AKE7147	AKE7143	
	JA4101 SP TERMINAL 6-P(V0)	AKE7150	AKE7148	AKE7144	
	R5034, R5036	Not used	RS1/8SQ0R0J	RS1/8SQ0R0J	
	R5027, R5028, R5031, R5032	RS1/10SR0R0J	RS1/10SR101J	RS1/10SR101J	
	R5112, R5121, R5130	RS1/10SR0R0J	RS1/10SR101J	RS1/10SR101J	
	R5136	RS1/10SR0R0J	RS1/10SR102J	RS1/10SR102J	
	R4005	RS1/10SR0R0J	RS1/10SR103J	RS1/10SR103J	
	R5107, R5108	RS1/10SR0R0J	RS1/10SR1R0J	RS1/10SR1R0J	
	R4275, R4475, R4675, R4775	RS1/10SR100J	RS1/10SR101J	RS1/10SR101J	
	R4875	RS1/10SR100J	RS1/10SR101J	RS1/10SR101J	
	R5113, R5114, R5122, R5123	RS1/10SR100J	RS1/10SR102J	RS1/10SR102J	
	R5131, R5132	RS1/10SR100J	RS1/10SR102J	RS1/10SR102J	
	R4071	RS1/10SR103J	RS1/10SR104J	RS1/10SR104J	
	R4074, R4185, R4285, R4785	RS1/10SR103J	RS1/10SR104J	RS1/10SR104J	
	R5079	RS1/10SR103J	RS1/10SR104J	RS1/10SR104J	
	R4041, R4045, R4127, R4160	RS1/10SR103J	RS1/10SR473J	RS1/10SR473J	
	R4227, R4260, R4327, R4360	RS1/10SR103J	RS1/10SR473J	RS1/10SR473J	
	R4427, R4460, R4527, R4560	RS1/10SR103J	RS1/10SR473J	RS1/10SR473J	
	R4627, R4660, R4727, R4760	RS1/10SR103J	RS1/10SR473J	RS1/10SR473J	
	R4827, R4860, R4927, R4960	RS1/10SR103J	RS1/10SR473J	RS1/10SR473J	
	R4190, R4290, R4790	RS1/10SR104J	RS1/10SR105J	RS1/10SR105J	
	R4186, R4286, R4786	RS1/10SR104J	RS1/10SR224J	RS1/10SR224J	
	R4032, R4033, R4040, R4157	RS1/10SR153J	RS1/10SR473J	RS1/10SR473J	
	R4257, R4357, R4457, R4557	RS1/10SR153J	RS1/10SR473J	RS1/10SR473J	

Mark	Symbol and Description	AWH7030	AWH7042	AWH7043	Remarks
	R4657, R4757, R4857, R4957 R4000, R4027, R4078, R4079	RS1/10SR153J RS1/10SR182J	RS1/10SR473J RS1/10SR562J	RS1/10SR473J RS1/10SR562J	
	R4090 R4184, R4284, R4784 R5115, R5124, R5133 R4042 R4189, R4289, R4789	RS1/10SR182J RS1/10SR183J RS1/10SR1R0J RS1/10SR273J RS1/10SR273J	RS1/10SR562J RS1/10SR184J RS1/10SR101J Not used RS1/10SR224J	RS1/10SR562J RS1/10SR184J RS1/10SR101J Not used RS1/10SR224J	A
	R4059 R5001 R4124, R4224, R4324, R4424 R4524, R4624, R4724, R4824 R4924	RS1/10SR2R2J RS1/10SR3901F RS1/10SR471J RS1/10SR471J RS1/10SR471J	RS1/10SR100J RS1/10SR1002F RS1/10SR431J RS1/10SR431J RS1/10SR431J	RS1/10SR100J RS1/10SR1002F RS1/10SR431J RS1/10SR431J RS1/10SR431J	
	R4096 R4110, R4210, R4310, R4410 R4510, R4610, R4710, R4810 R4910, R5111, R5120, R5129 R5000	RS1/10SR472J RS1/10SR472J RS1/10SR472J RS1/10SR472J RS1/10SR5600F	RS1/10SR103J RS1/10SR103J RS1/10SR103J RS1/10SR103J RS1/10SR1501F	RS1/10SR103J RS1/10SR103J RS1/10SR103J RS1/10SR103J RS1/10SR1501F	B
	R5035, R5037 R5029, R5030 R5012, R5013, R5020, R5021 R5011 R5019	RS1/8SQ0R0J RS1/8SQ0R0J RS1/8SQ103J RS1/8SQ103J RS1/8SQ104J	Not used RS1/8SQ103J RS1/8SQ104J RS1/8SQ473J RS1/8SQ224J	Not used RS1/8SQ103J RS1/8SQ104J RS1/8SQ473J RS1/8SQ224J	
	R5018 R5083-R5087 R5014, R5022 R5016, R5024 C4012	RS1/8SQ104J RS1/8SQ105J RS1/8SQ223J RS1/8SQ473J CCSRCH331J50	RS1/8SQ474J Not used RS1/8SQ683J RS1/8SQ104J CCSRCH221J50	RS1/8SQ474J Not used RS1/8SQ683J RS1/8SQ104J CCSRCH221J50	C
	C4045, C4049, C5001-C5005 C4184, C4284, C4784 C4121, C4122, C4221, C4222 C4321, C4322, C4421, C4422 C4521, C4522, C4621, C4622	CCSRCH331J50 CCSRCH471J50 CFHXSQ103J16 CFHXSQ103J16 CFHXSQ103J16	Not used CCSRCH221J50 CFHXSQ472J16 CFHXSQ472J16 CFHXSQ472J16	Not used CCSRCH221J50 CFHXSQ472J16 CFHXSQ472J16 CFHXSQ472J16	
	C4721, C4722, C4821, C4822 C4921, C4922 C4151, C4251, C4351, C4451 C4551, C4651, C4751, C4851 C4951	CFHXSQ103J16 CFHXSQ103J16 CKSRYB103K50 CKSRYB103K50 CKSRYB103K50	CFHXSQ472J16 CFHXSQ472J16 Not used Not used Not used	CFHXSQ472J16 CFHXSQ472J16 Not used Not used Not used	D
	C4258, C4458, C4658, C4758 C4858 C4006, C4124, C4152, C4153 C4224, C4252, C4253, C4324 C4352, C4353, C4424, C4452	CKSRYB104K50 CKSRYB104K50 CKSRYB104K50 CKSRYB104K50 CKSRYB104K50	CKSRYB103K50 CKSRYB103K50 Not used Not used Not used	CKSRYB103K50 CKSRYB103K50 Not used Not used Not used	
	C4453, C4524, C4552, C4553 C4624, C4652, C4653, C4724 C4752, C4753, C4824, C4852 C4853, C4924, C4952, C4953	CKSRYB104K50 CKSRYB104K50 CKSRYB104K50 CKSRYB104K50	Not used Not used Not used Not used	Not used Not used Not used Not used	E

The mounting positions of the additional parts are described in the circuit diagram and PCB diagram of the parent manual.

SF PRIMARY ASSY

AWX9799 and AWX9852 are constructed the same except for the following:

Mark	Symbol and Description	AWX9799	AWX9852	Remarks
⚠	L1 LINE FILTER	ATF7046	ATF7050	
⚠	S81 VOLTAGE SELECTOR	Not used	AKX7020	
	CN81 CONNECTOR	B2P3-VH	Not used	
	CN82 CONNECTOR(VH)	Not used	B3P5-VH	
	KN2 SCREW PLATE	VNE1948	Not used	

Mark	Symbol and Description	AWX9799	AWX9852	Remarks
	C81	ACE7013	Not used	

The mounting positions of the additional parts are described in the circuit diagram and PCB diagram of the parent manual.

UF REG ASSY

AWX9813, and AWX9991 are constructed the same except for the following:

Mark	Symbol and Description	AWX9813	AWX9991	Remarks
	R7637	Not used	RS1/8SQ473J	

The mounting positions of the additional parts are described in the circuit diagram and PCB diagram of the parent manual.

VF IR REG ASSY

AWX9806 and AWX9995 are constructed the same except for the following:

Mark	Symbol and Description	AWX9806	AWX9995	Remarks
	R7242	RS1/10SR100J	RS1/10SR120J	
	R7258	RS1/4SA822J	RS1/4SA105J	
	R7275-R7278	Not used	RS1/8SQ473J	

The mounting positions of the additional parts are described in the circuit diagram and PCB diagram of the parent manual.

WF B DIODE ASSY

AWX9808 and AWX9958 are constructed the same except for the following:

Mark	Symbol and Description	AWX9808	AWX9958	Remarks
	R7400	RS1/4SA823J	RS1/4SA913J	
	R7401	RS1/4SA823J	RS1/4SA683J	

YF FB-CONNECT ASSY

AWX9819 and AWX9966 are constructed the same except for the following:

Mark	Symbol and Description	AWX9819	AWX9966	Remarks
	C7693, C7696	CCSRCH270J50	Not used	
	C7694, C7697	CCSRCH331J50	Not used	

AEF DISPLAY BRIDGE ASSY

AWX9815 and AWX9956 are constructed the same except for the following:

Mark	Symbol and Description	AWX9815	AWX9956	Remarks
	C7654	Not used	CCSRCH101J50	
	C7901, C7905	Not used	CCSRCH100D50	

The mounting positions of the additional parts are described in the circuit diagram and PCB diagram of the parent manual.

AF F-IN BRIDGE ASSY

AWX9816 and AWX9965 are constructed the same except for the following:

Mark	Symbol and Description	AWX9816	AWX9965	Remarks
	R7161	RS1/10SR0R0J	RS1/10SR100J	
	R7669	Not used	RS1/10SR105J	
	C7168	Not used	CCSRCH101J50	
	C7171	Not used	CCSRCH330J50	

The mounting positions of the additional parts are described in the circuit diagram and PCB diagram of the parent manual.

AHF A REG BRIDGE ASSY

AWX9810 and AWX9970 are constructed the same except for the following:

Mark	Symbol and Description	AWX9810	AWX9970	Remarks
	R5777, R5780	Not used	RS1/10SR472J	

The mounting positions of the additional parts are described in the circuit diagram and PCB diagram of the parent manual.