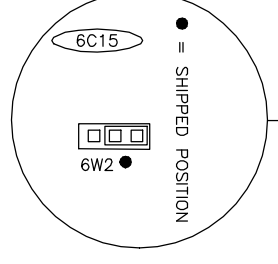
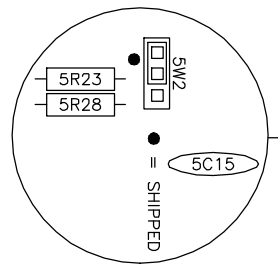
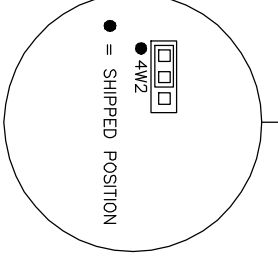
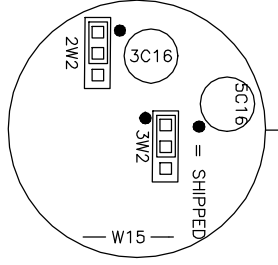
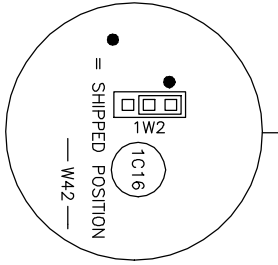
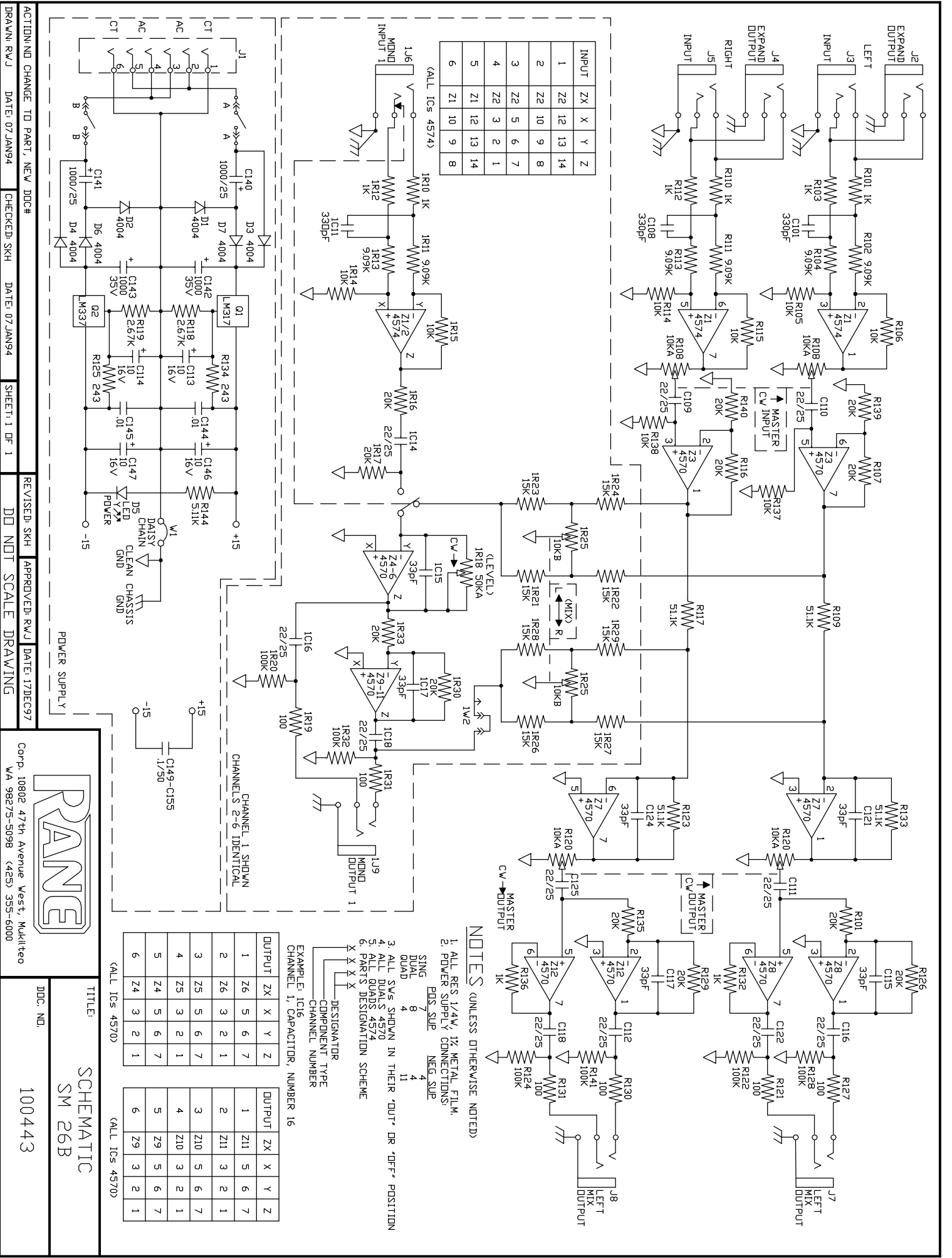


JUMPERS SHIPPED CONNECTING MONO OUTS TO MIX OUTPUT BUS. MOVE TO DISCONNECT FOR STEREO 4-WAY SPLITTER MODE.





(ALL ICs 4574)

INPUT	ZX	X	Y	Z
1	Z2	I2	I3	I4
2	Z2	I0	9	8
3	Z2	5	6	7
4	Z2	3	2	1
5	Z1	I2	I3	I4
6	Z1	I0	9	8

CHANNEL 1 SHOWN
CHANNELS 2-6 IDENTICAL

OUTPUT	ZX	X	Y	Z
1	Z6	5	6	7
2	Z6	3	2	1
3	Z5	5	6	7
4	Z5	3	2	1
5	Z4	5	6	7
6	Z4	3	2	1

(ALL ICs 4570)

EXAMPLE: IC16
CHANNEL 1, CAPACITOR, NUMBER 16

OUTPUT	ZX	X	Y	Z
1	Z11	5	6	7
2	Z11	3	2	1
3	Z10	5	6	7
4	Z10	3	2	1
5	Z9	5	6	7
6	Z9	3	2	1

(ALL ICs 4570)

NOTES (UNLESS OTHERWISE NOTED)

- ALL RES 1/4W, 1% METAL FILM.
- POWER SUPPLY CONNECTIONS: POS SUP NEG SUP
- ALL SVS SHOWN IN THEIR 'OUT' OR 'OFF' POSITION
- ALL DUALS 4570
- ALL QUADS 4574
- PARTS DESIGNATION SCHEME: X X X X
- DESIGNATOR TYPE
- COMPONENT NUMBER
- CHANNEL NUMBER



DDC. NO. 100443
 SCHEMATIC SM 26B