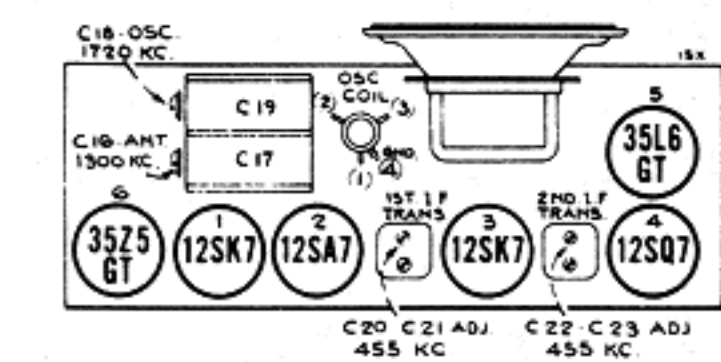
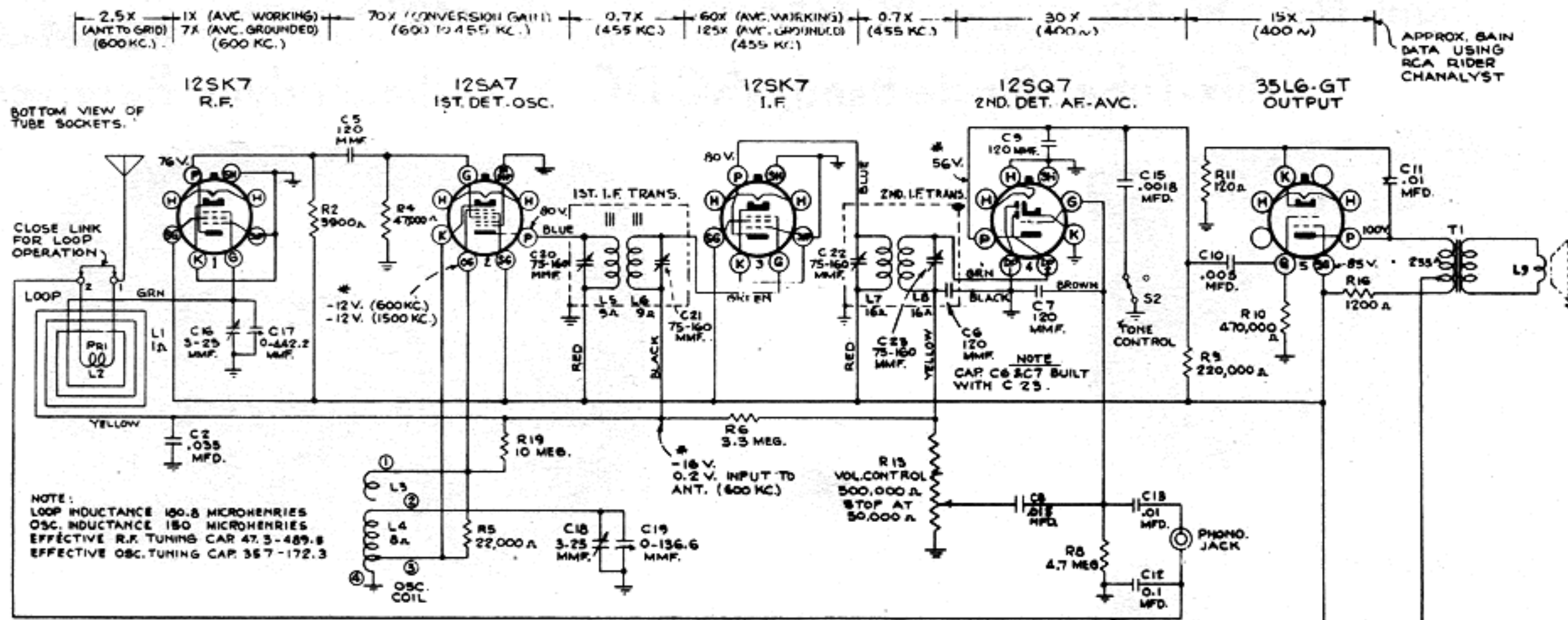
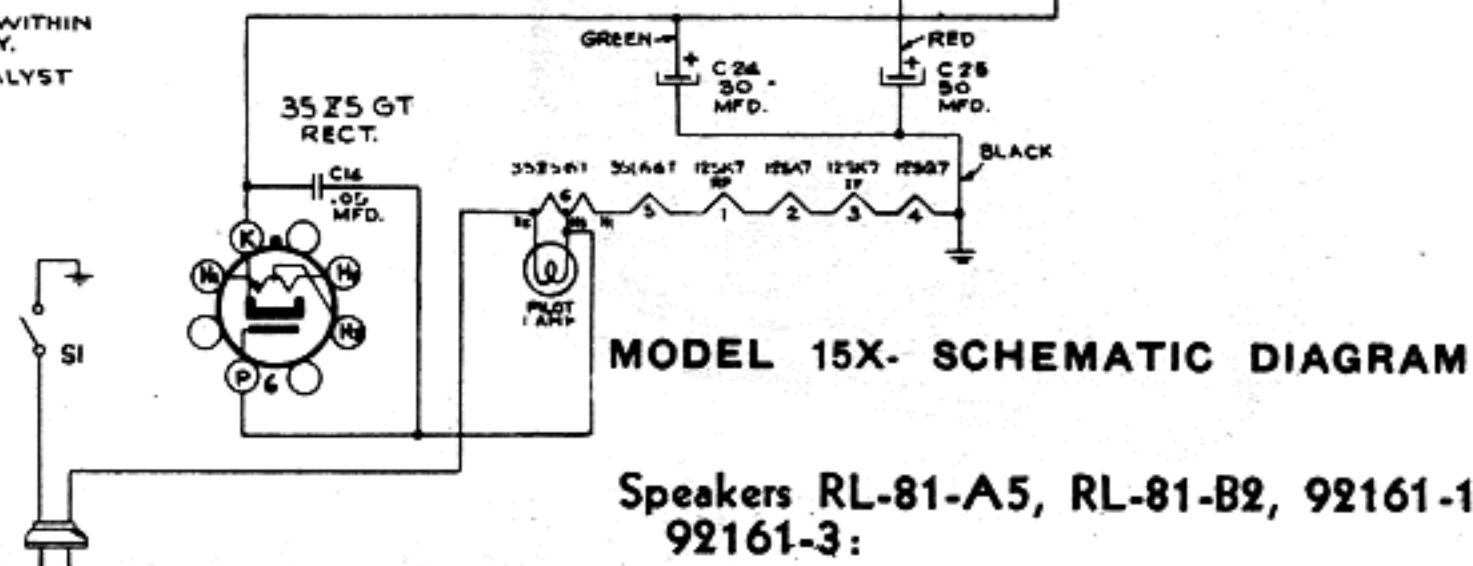


15X, 16X1, 16X2, 16X3, 36X



VOLTAGES SHOULD HOLD WITHIN ± 20% WITH 117V. AC SUPPLY.  
\* MEASURED WITH CHANALYST OR VOLTOHMYST.



MODEL 15X- SCHEMATIC DIAGRAM

Speakers RL-81-A5, RL-81-B2, 92161-1, 92161-3:

Four different speakers have been used on these models. The replacement parts are listed below:

**SPEAKERS STAMPED**  
"RL-81-A5" or "RL-81-B2"

Stock No.	Description
32907	Cap—Dust cap.....
35570	Cone—Cone complete with voice coil.....

**SPEAKERS STAMPED**  
"92161-1" or "92161-3"

38952	Cone—Cone complete with voice coil.....
-------	---

15X, 16X-1, -2, -3

Dial Back Plate:

In some production, the dial back plate and pulley assembly is changed from "garnet maroon," Stock No. 36229, to "Black," Stock No. 38767.

Capacitor Changes:

In 2nd Production, the following capacitors are changed:

C5 from 120 to 150 mmfd., Stock No. 12725  
C8 from .015 to .02 mfd., Stock No. 36248  
C9 from 120 to 300 mmfd.

C9 is built in with C10 (.005 mfd.) and the stock number of the dual unit is 37359.

Substitute Speaker:

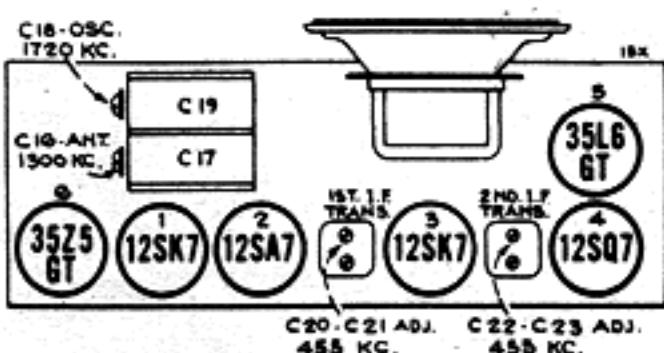
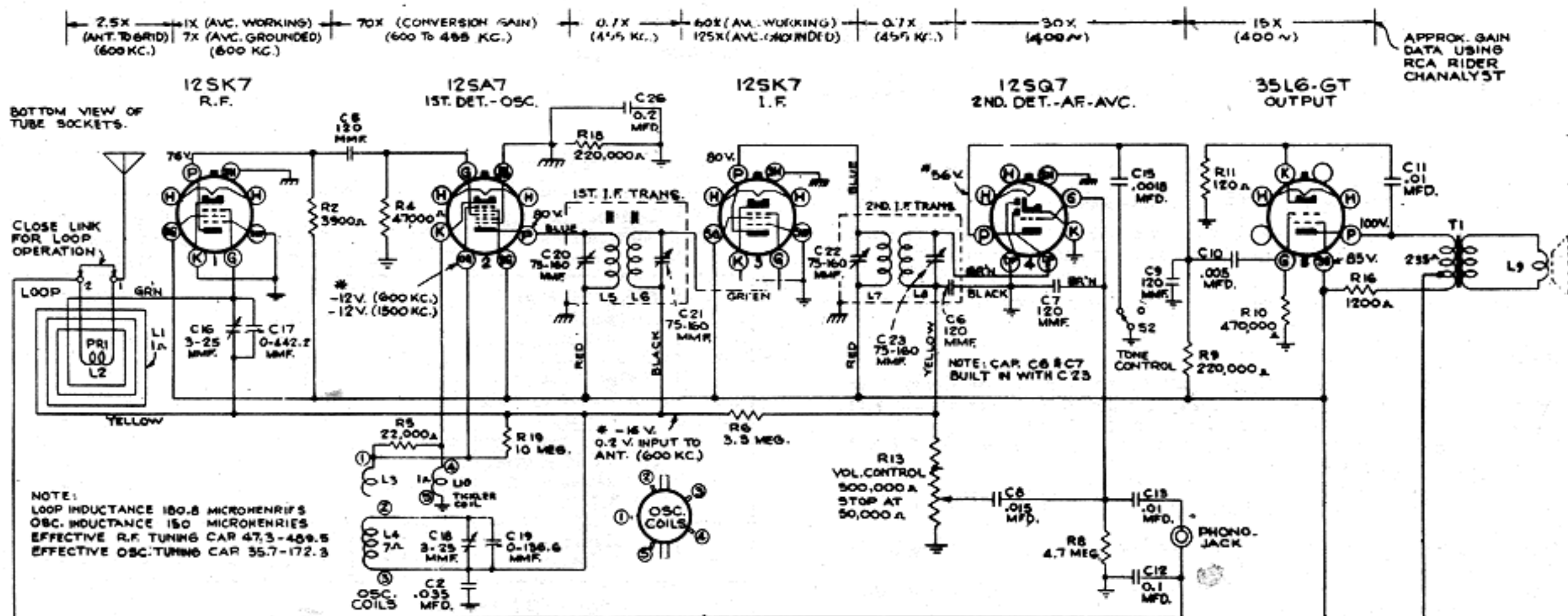
On 2nd Production of 15X, 16X-1, 16X-2, RL-86-B1 "EM" speaker is used in place of the original RL-81-A5 "PM" speaker.

Replacement parts for the RL-86-B1 speaker are listed below. The alternate circuit arrangements are shown in accompanying diagrams.

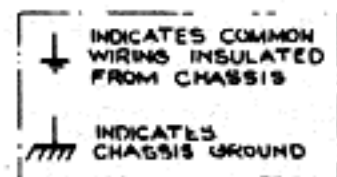
RL-86-B1

Stock No.	Description
32907	Cap—Dust cap.....
39448	Coil—Field coil, 350 ohms.....
39447	Cone—Cone and voice coil.....

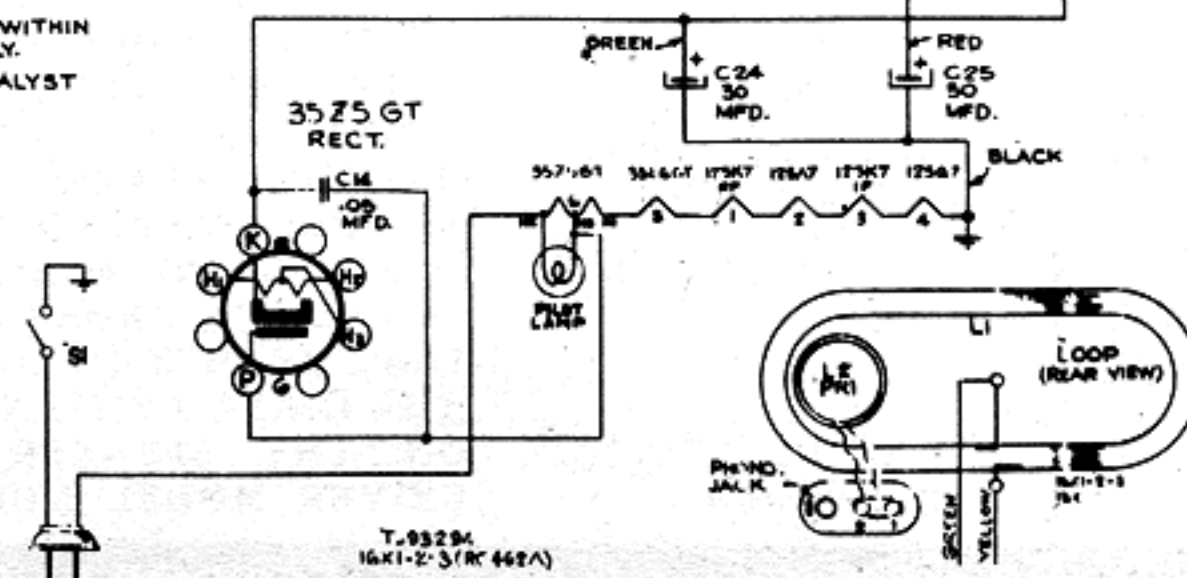
The output transformer for this speaker is Stock No. 38994.



VOLTAGES SHOULD HOLD WITHIN ± 20% WITH 117V. AC SUPPLY.  
\* MEASURED WITH CHANALYST OR VOLTOHMYST.



MODELS 16X-1, -2, -3 SCHEMATIC DIAGRAM



T. 93294  
16X1-2-3 (R 442A)