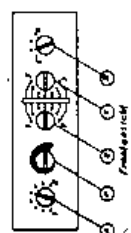
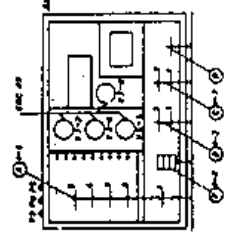
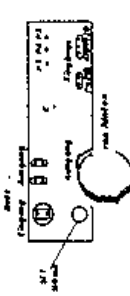
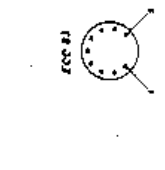


Chassis-System		Steuer-System		Drehzahl-System		F/M	
Schalter A 1-5	20 St. (0) min	Schalter B 1-2	1-15 St.	Schalter C 1-2	1-15 St.	Schalter D	1-15 St.
1. - 1.500 R	1. - 15 St.	1. - 15 St.	1. - 15 St.	1. - 15 St.	1. - 15 St.	1. - 15 St.	1. - 15 St.
2. - 1.500 R	1. - 15 St.	2. - 15 St.	2. - 15 St.	2. - 15 St.	2. - 15 St.	2. - 15 St.	2. - 15 St.
3. - 1.500 R	1. - 15 St.	3. - 15 St.	3. - 15 St.	3. - 15 St.	3. - 15 St.	3. - 15 St.	3. - 15 St.
4. - 1.500 R	1. - 15 St.	4. - 15 St.	4. - 15 St.	4. - 15 St.	4. - 15 St.	4. - 15 St.	4. - 15 St.
5. - 1.500 R	1. - 15 St.	5. - 15 St.	5. - 15 St.	5. - 15 St.	5. - 15 St.	5. - 15 St.	5. - 15 St.
6. - 1.500 R	1. - 15 St.	6. - 15 St.	6. - 15 St.	6. - 15 St.	6. - 15 St.	6. - 15 St.	6. - 15 St.
7. - 1.500 R	1. - 15 St.	7. - 15 St.	7. - 15 St.	7. - 15 St.	7. - 15 St.	7. - 15 St.	7. - 15 St.
8. - 1.500 R	1. - 15 St.	8. - 15 St.	8. - 15 St.	8. - 15 St.	8. - 15 St.	8. - 15 St.	8. - 15 St.
9. - 1.500 R	1. - 15 St.	9. - 15 St.	9. - 15 St.	9. - 15 St.	9. - 15 St.	9. - 15 St.	9. - 15 St.
10. - 1.500 R	1. - 15 St.	10. - 15 St.	10. - 15 St.	10. - 15 St.	10. - 15 St.	10. - 15 St.	10. - 15 St.



1	2	3	4	5	6	7	8	9	10	11	12	13	14	15	16	17	18	19	20	21	22	23	24	25	26	27	28	29	30	31	32	33	34	35	36	37	38	39	40	41	42	43	44	45	46	47	48	49	50	51	52	53	54	55	56	57	58	59	60	61	62	63	64	65	66	67	68	69	70	71	72	73	74	75	76	77	78	79	80	81	82	83	84	85	86	87	88	89	90	91	92	93	94	95	96	97	98	99	100
---	---	---	---	---	---	---	---	---	----	----	----	----	----	----	----	----	----	----	----	----	----	----	----	----	----	----	----	----	----	----	----	----	----	----	----	----	----	----	----	----	----	----	----	----	----	----	----	----	----	----	----	----	----	----	----	----	----	----	----	----	----	----	----	----	----	----	----	----	----	----	----	----	----	----	----	----	----	----	----	----	----	----	----	----	----	----	----	----	----	----	----	----	----	----	----	----	----	----	-----

C