



Technical Manual

STEREO CONTROL AMPLIFIER RC-972

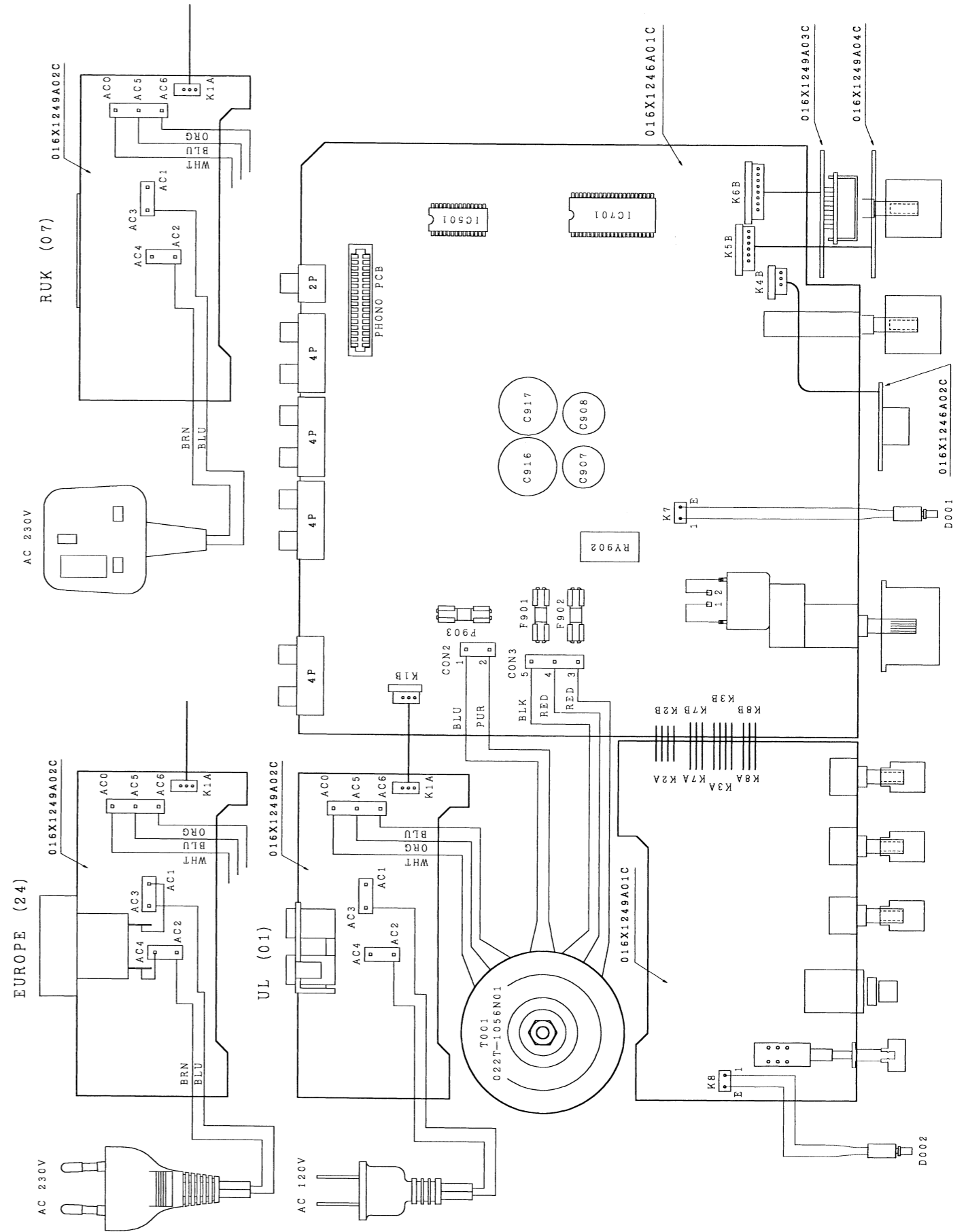
Table of Contents

Specification.....	1
Wiring Diagram	2
Parts List	3,4
PCB Assembly	5,6
Schematic Diagram.....	7,8

Specification

Total Harmonic Distortion	(20-20 kHz)	≤ 0.004%.
Intermodulation Distortion	(60 Hz: 7 kHz = 4:1)	≤ 0.004%.
Usable Headphone Impedance		8- 2,000 ohms
Input Sensitivity / Impedance		50 mV / 24 kohms
Output Sensitivity / Impedance		1.0 Volt / 100 ohms
Frequency Response		4 Hz-100 kHz + 0, -3 dB
Tone Control Range		
Bass		± 6 dB (100 Hz)
Treble		± 6 dB (10 kHz)
Signal to Noise Ratio	(IHF, A Network)	95 dB
Power Requirement		115 Volts 60 Hz or 230 Volts 50 Hz
Power Consumption		10 Watts
Dimensions (overall W, H, D)		440 x 72 x 286 mm 17.37 x 2.87 x 11.25"
Net Weight		4.3 kg / 9.46 lb.

Wiring Diagram



THE ROTEL CO., LTD

BUNZAN-SHINSEN-BLD. 4F 10-10 SHINSEN-CHO, SHIBUYA-KU,
TOKYO 150-0045, JAPAN

Serial. NO.
Beginning

Parts List

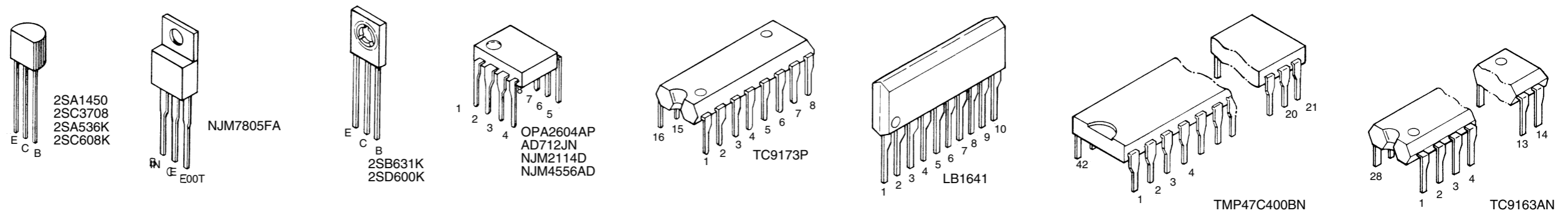
SYMBOL	PARTS NO.	DESCRIPTION
X-1246-01 PCB ASSEMBLY		
C515,516	041 ECEA1EFS101	CAP, ELEC. 25V100UF
C517,518	044 LFSC160V101H	CAP, STYROL 160V100PF
C519,520	041 GS50V100-B	CAP, ELEC. 50V10UF
C521,522	041 TUVX1E470MDA1TA	CAP, ELEC. 25V47UF
C523,524	041 50BGF10M	CAP, ELEC. 50V10UF
C525,526	044 LFSC160V470H	CAP, STYROL 160V47PF
C527,528	041 50BGF10M	CAP, ELEC. 50V10UF
C531,532	041 ECEA1EFS221	CAP, ELEC. 25V220UF
C701	041 GS50V010-B	CAP, ELEC. 50V1UF
C703,704	043 LTC50VCH330	CAP, CERA. 50V33PF
C705	042 LTP50V104J	CAP, MYLAR 50V0.1UF
C706	041 GS6.3V222-D	CAP, ELEC. 6.3V2200UF
C707	042 LTP50V103J	CAP, MYLAR 50V0.01UF
C708--710	042 LTP50V104J	CAP, MYLAR 50V0.1UF
C901,902	041 GS25V101-B	CAP, ELEC. 25V100UF
C905,906	041 TUVX1E101MEA1TA	CAP, ELEC. 25V100F
C907,908	041 35BGF470M	CAP, ELEC. 35V470UF
C909	041 GS25V221-B	CAP, ELEC. 25V220UF
C910	041 GS25V101-B	CAP, ELEC. 25V100UF
C911	041 GS35V221-D	CAP, ELEC. 35V220UF
C912	041 GS50V100-B	CAP, ELEC. 50V10UF
C913	041 GS35V102-D	CAP, ELEC. 35V1000UF
C914,915	043 LTC500V103	CAP, CERA. 500V0.01UF
C916,917	041 50RSP4700A	CAP, ELEC. 50V4700UF
C918-921	043 LTC500V103	CAP, CERA. 500V0.01UF
C922	041 GS25V101-B	CAP, ELEC. 25V100UF
C923	041 GS50V010-B	CAP, ELEC. 50V1UF
C924	041 GS25V471-D	CAP, ELEC. 25V470UF
C925-928	043 LTC500V103	CAP, CERA. 500V0.01UF
C929,930	041 ECEA1EFS101	CAP, ELEC. 25V100UF
D501,502	034 TRD15JST1	ZENER DIODE
D701-715	034 LT1N4148-86	DIODE
D716	034 TRD5.6JST1	ZENER DIODE
D901--904	034 LT1N4148-86	DIODE
D905,906	034 TRD18JST1	ZENER DIODE
D907	034 TRD10JST1	ZENER DIODE
D908	034 LT1N4003-TB	DIODE
D910	034 LT1N4148-86	DIODE
D911,912	034 LT1N4003-TB	DIODE
D913	034 LT1N4148-86	DIODE
D914--922	034 LT1N4003-TB	DIODE
F901-903	036 5ST500	MINI FUSE 250V500mA
IC501	031 LTC9163AN	IC
IC502	031 LAD712JN	IC
IC503	031 OPA2604AP	IC
IC701	031 LTMP47C400BN	IC
IC702	031 LTC9173P	IC
IC703	031 LLB1641	IC
IC901	031 LNJM7805FA	IC
PJ1	066 L4TR-2166#4	1P PINJACK

Parts List

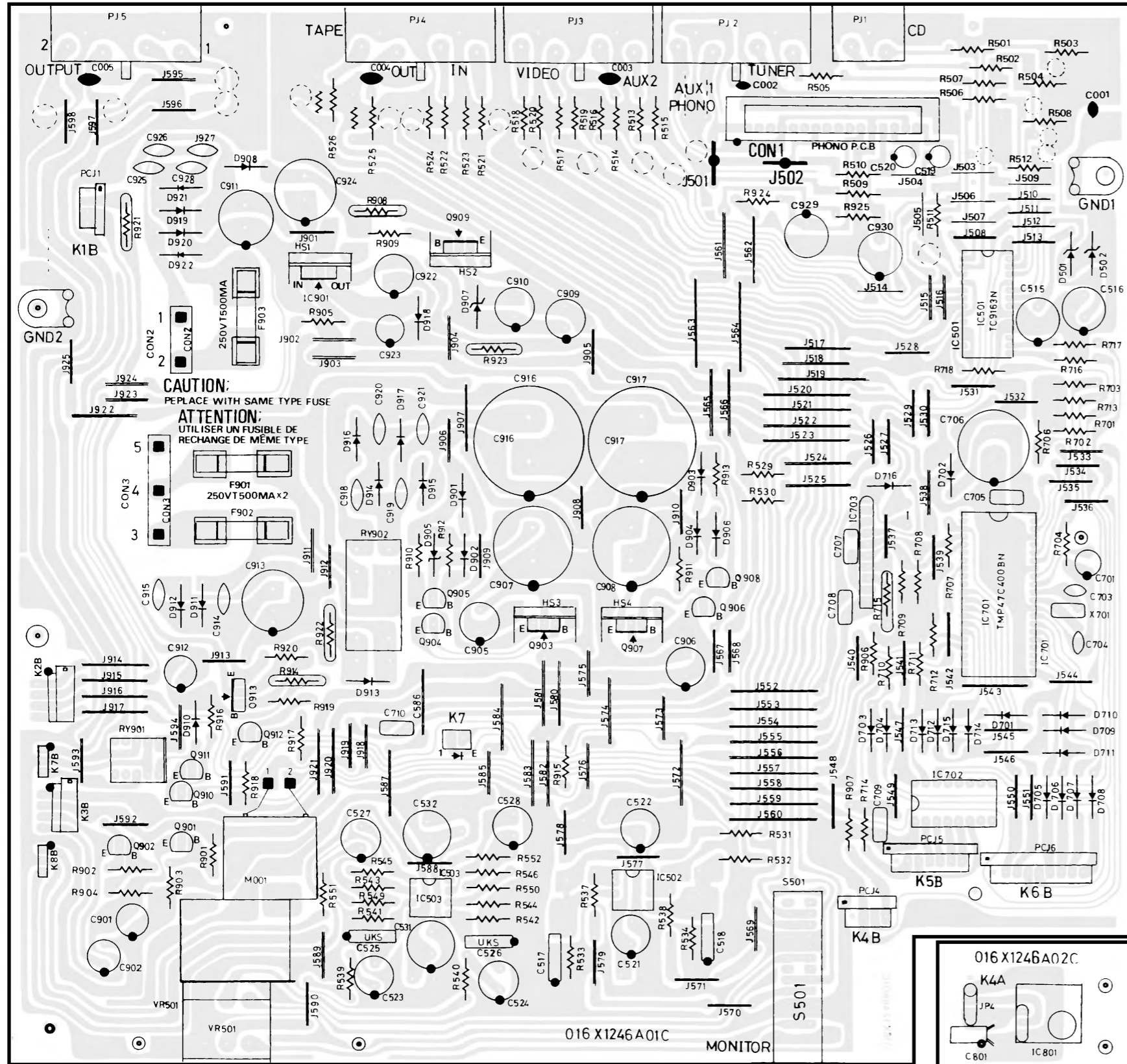
SYMBOL	PARTS NO.	DESCRIPTION
R912, 913	054 LTMF1002	R, METAL 10K
R914	054 1WS220JF	R, METAL 1W 220R
R915, 916	054 LTMF1002	R, METAL 10K
R917	054 LTMF1003	R, METAL 100K
R918	054 LTMF4703	R, METAL 470K
R919	054 LTMF1002	R, METAL 10K
R920	054 LTMF4702	R, METAL 47K
R921	054 1WS100JF	R, METAL 1W 100R
R922	054 1WS82JF	R, METAL 1W 82R
R923	054 1WS470JF	R, METAL 1W 470R
R924, 925	054 LTMF2700	R, METAL 270R
RY901	063 EG2-24NU	RELAY
RY902	063 DG24D2-OS(M)	RELAY
S501	062 4TR-3152	ROTALY SWITCH(MONITOR)
VR501	051 C-4170A27	VARIABLE RESISTOR
X701	023 LCSA4. 19MHZ	CERAMIC RESONATOR
CON1	068 PS-1101-32	CONNECTOR BASE
	069 C-3417A	FUSE CLIP
X-1246-02 PCB ASSEMBLY		
C801	041 GS25V101	CAP, ELEC. 25V100UF
IC801	031 SBX1910-52	IC
X-1249-01 PCB ASSEMBLY		
C601, 602	042 LTP50V104J	CAP, MYLAR 50V0.1UF
C607, 608	041 GS50V100-B	CAP, ELEC. 50V10UF
C609, 610	044 LS50V1500PJ	CAP, STYROL 50V1500PF
C611, 612	044 LS50V47PJ	CAP, STYROL 50V47PF
C613, 614	041 GS50V100-B	CAP, ELEC. 50V10UF
C615, 616	042 LTP50V472J	CAP, MYLAR 50V4700PF
C617, 618	041 ECEA1EFS101	CAP, ELEC. 25V100UF
C619, 620	041 GS25V101-B	CAP, ELEC. 25V100UF
C623, 624	044 LS50V47PJ	CAP, STYROL 50V47PF
C625, 626	041 GS50V4R7-B	CAP, ELEC. 50V4.7UF
C627, 628	042 LTP50V103J	CAP, MYLAR 50V0.01UF
IC601	031 NJM2114D	IC
IC602	031 LNJM4556AD	IC
JK601	065 C-3399#3	PHONE JACK
R601,602	054 LTMF2201	R, METAL 2.2K
R603, 604	054 LTMF2001	R, METAL 2K
R605, 606	054 LTMF2202	R, METAL 22K
R607, 608	054 LTMF1500	R, METAL 150R
R609, 610	054 LTMF1502	R, METAL 15K
R611--614	054 LTMF1501	R, METAL 1.5K
R615, 616	054 LTMF1003	R, METAL 100K
R617, 618	054 LTMF1201	R, METAL 1.2K
R619, 620	054 LTMF2201	R, METAL 2.2K
R623, 624	054 LTMF1003	R, METAL 100K
R625, 626	054 LTMF1000	R, METAL 100R
R627, 628	054 LTMF1003	R, METAL 100K

SYMBOL	PARTS NO.	DESCRIPTION
PJ2-4	066 L4TR-2672#1	4P PINJACK
PJ5	066 L4TR-2672#3	4P PINJACK
Q901	033 LT2SC3708AA-ST	TRANSISTOR
Q902	033 LT2SA1450AA-ST	TRANSISTOR
Q903	032 L2SB631K-EF	TRANSISTOR
Q904	032 LT2SC536KAA-FG	TRANSISTOR
Q905, 906	032 LT2SA608KAA-FG	TRANSISTOR
Q907	032 L2SD600K-EF	TRANSISTOR
Q908	032 LT2SC536KAA-FG	TRANSISTOR
Q909	032 L2SD600K-EF	TRANSISTOR
Q910-912	032 LT2SC536KAA-FG	TRANSISTOR
Q913	032 L2SB631K-EF	TRANSISTOR
R501, 502	054 LTMK2470RFECZ	R, METAL 1% 470R
R503, 504	054 LTMK2027KFECZ	R, METAL 1% 27K
R505, 506	054 LTMK2470RFECZ	R, METAL 1% 470R
R507, 508	054 LTMK2027KFECZ	R, METAL 1% 27K
R509, 510	054 LTMK2470RFECZ	R, METAL 1% 470R
R511, 512	054 LTMK2027KFECZ	R, METAL 1% 27K
R513, 514	054 LTMK2470RFECZ	R, METAL 1% 470R
R515, 516	054 LTMK2027KFECZ	R, METAL 1% 27K
R517, 518	054 LTMK2470RFECZ	R, METAL 1% 470R
R519, 520	054 LTMK2027KFECZ	R, METAL 1% 27K
R521, 522	054 LTMK2470RFECZ	R, METAL 1% 470R
R523, 524	054 LTMK2027KFECZ	R, METAL 1% 27K
R525, 526	034 LTMF1001	R, METAL 1K
R529, 530	054 LTMF4700	R, METAL 470R
R531, 532	054 LTMK2470RFECZ	R, METAL 1% 470R
R533, 534	054 LTMK2220KFECZ	R, METAL 1% 220K
R537, 538	054 LTMK2100RFECZ	R, METAL 1% 100R
R539, 540	054 LEE10-101	R, METAL 100R
R541, 542	054 LEE10-104	R, METAL 100K
R543, 544	054 LTMK2470RFECZ	R, METAL 1% 470R
R545, 546	054 LTMK2027KFECZ	R, METAL 1% 2.7K
R549, 550	054 LTMK2100KFECZ	R, METAL 1% 100K
R551, 552	054 LTMK2100RFECZ	R, METAL 1% 100R
R701, 702	053 CR14-104J-A	R, CARBON 100K
R703	053 CR14-473J-A	R, CARBON 47K
R704	053 CR14-104J-A	R, CARBON 100K
R706-713	053 CR14-104J-A	R, CARBON 100K
R714	053 CR14-681J-A	R, CARBON 680R
R715	053 CR14-100J-A	R, CARBON 10R
R716-718	053 CR14-472J-A	R, CARBON 4.7K
R901, 902	054 LTMF2701	R, METAL 2.7K
R903, 904	054 LTMF1502	R, METAL 15K
R905	054 LTMF2201	R, METAL 2.2K
R906	053 CR14-821J-A	R, CARBON 820R
R907	053 CR14-101J-A	R, CARBON 100R
R908	054 1WS10JF	R, METAL 1W 10R
R909	054 LTMF3301	R, METAL 3.3K
R910, 911	054 LTMF1000	R, METAL 100R

SYMBOL	PARTS NO.	DESCRIPTION
R629, 630	054 LTMF1001	R, METAL 1K
R631, 632	054 LTMF1002	R, METAL 10K
R633, 634	054 LTMF1500	R, METAL 150R
R635, 636	054 LTMF4702	R, METAL 47K
S601	061 L4TR-2947	PUSH SWITCHII
S602	062 4TR-2780	ROTALY SWITCH(TONE)
VR601,602	051 4TR-2774	VARIABLE RESISTOR 20KBX2
X-1249-02 PCB ASSEMBLY		
C951	044 DE7150F472M	SPARK KILLER
D951	034 LT1N4148-86	DIODE
RY951	063 DG24D1-O(M)	RELAY
	069 C-4372A00	AC OUTLET for STD
X-1249-03 PCB ASSEMBLY		
S803	062 C-4174A13	ROTALY SWITCH (FUNCTION)
X-1249-04 PCB ASSEMBLY		
D801-805	034 LN38GCPP	LED
OTHERS		
011	TFP-806	FRONT PANEL ASSY
012	L3TQU-5	KNOB ASSY 33F
012	L4TQF-15	POWER BUTTON 14X14
012	LQT4-09A00T	KNOB 25F (FUNCTION)
012	4TR-3134	KNOB 25F (MONITOR)
012	4TR-3136	KNOB 13F
014	C-4550A02	UPPER COVER
014	L4TR-2797#2	ORNAMENT SIDE BOARD
014	4TQN-12B#4	BOTTOM BOARD
015	RP-337	REAR CHASSIS
019	L4TSH-19#2	PLASTIC FOOT 50F
022	T-1056N01	POWER TRANSFORMER
069	S2-729T-100	AC OUTLET for CEE
072	L4TR-670#4	AC CORD for STD
072	LC-3763	AC CORD for AUSTRALIA
072	C-4572A01	AC CORD for UK
072	L4TR-1037	AC CORD for CEE
081	RS3-05A00	INSIDE CARTON
081	TZ-164-1	STYROL SIDE MOULDING
092	LRR-927	REMOTE UNIT



PCB Assembly



Schematic Diagram

