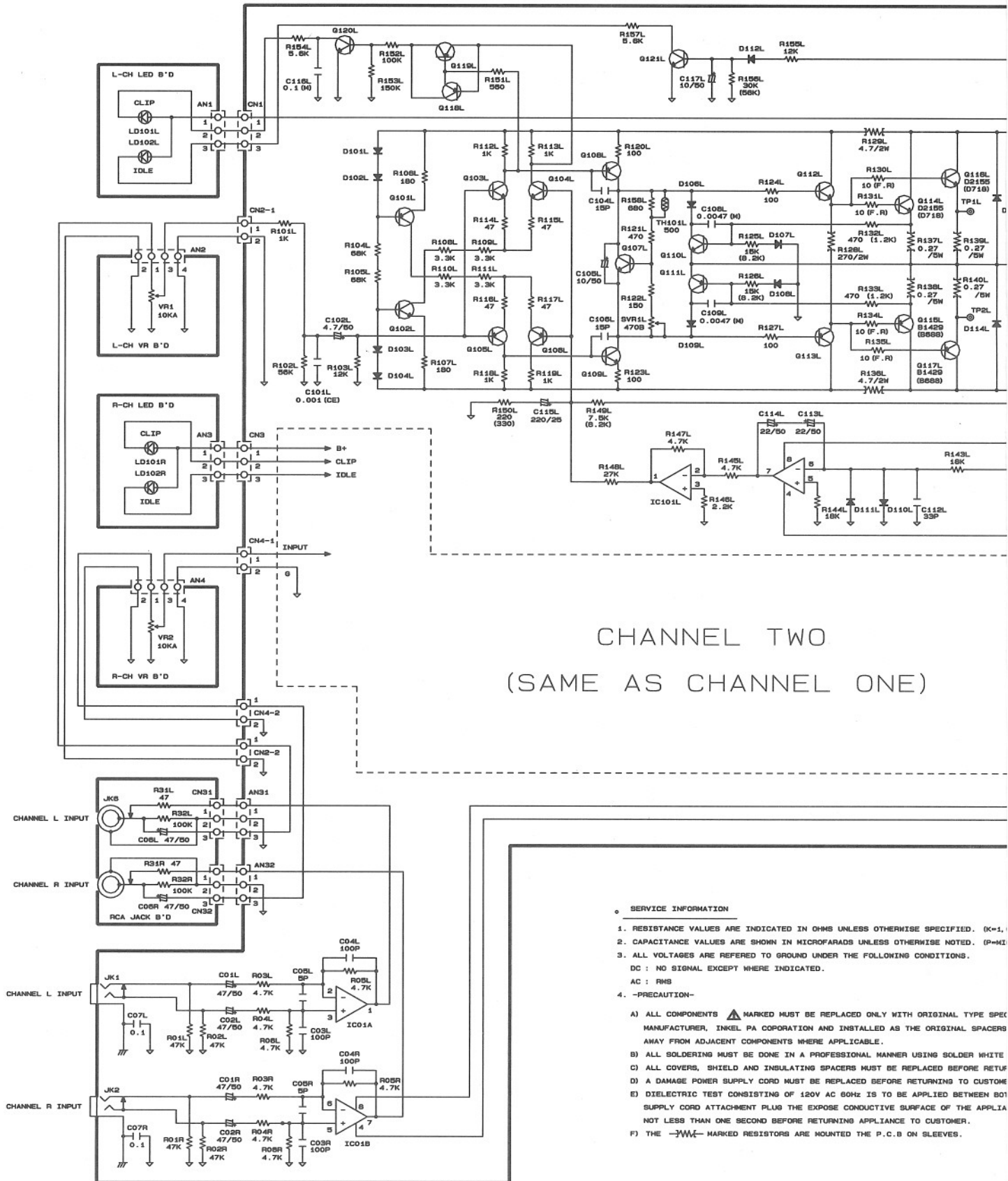


SCHEMATIC

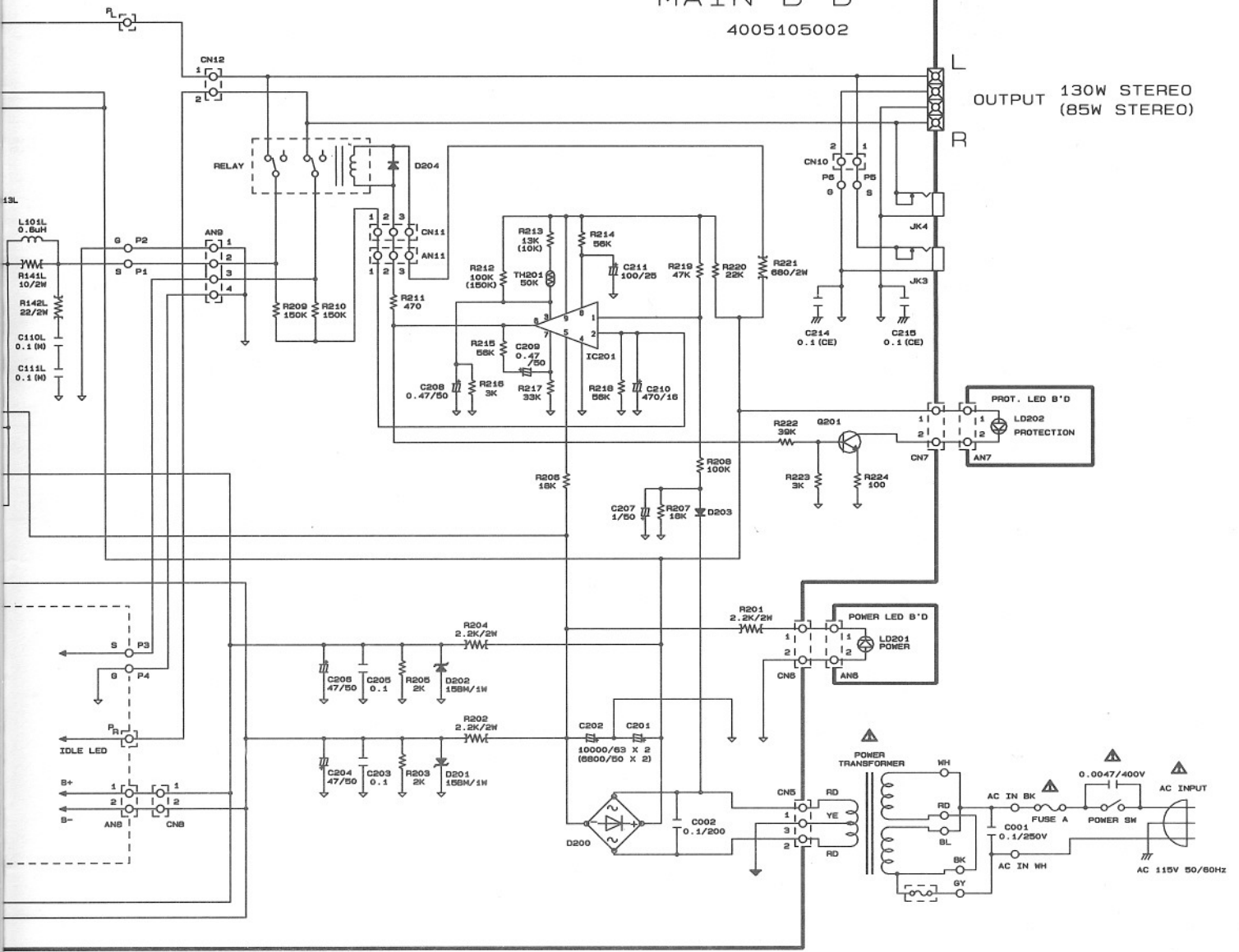


CIRCUIT DIAGRAM

MAIN B'D

4005105002

OUTPUT 130W STEREO
(85W STEREO)

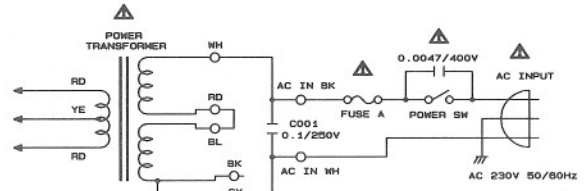


NOTE

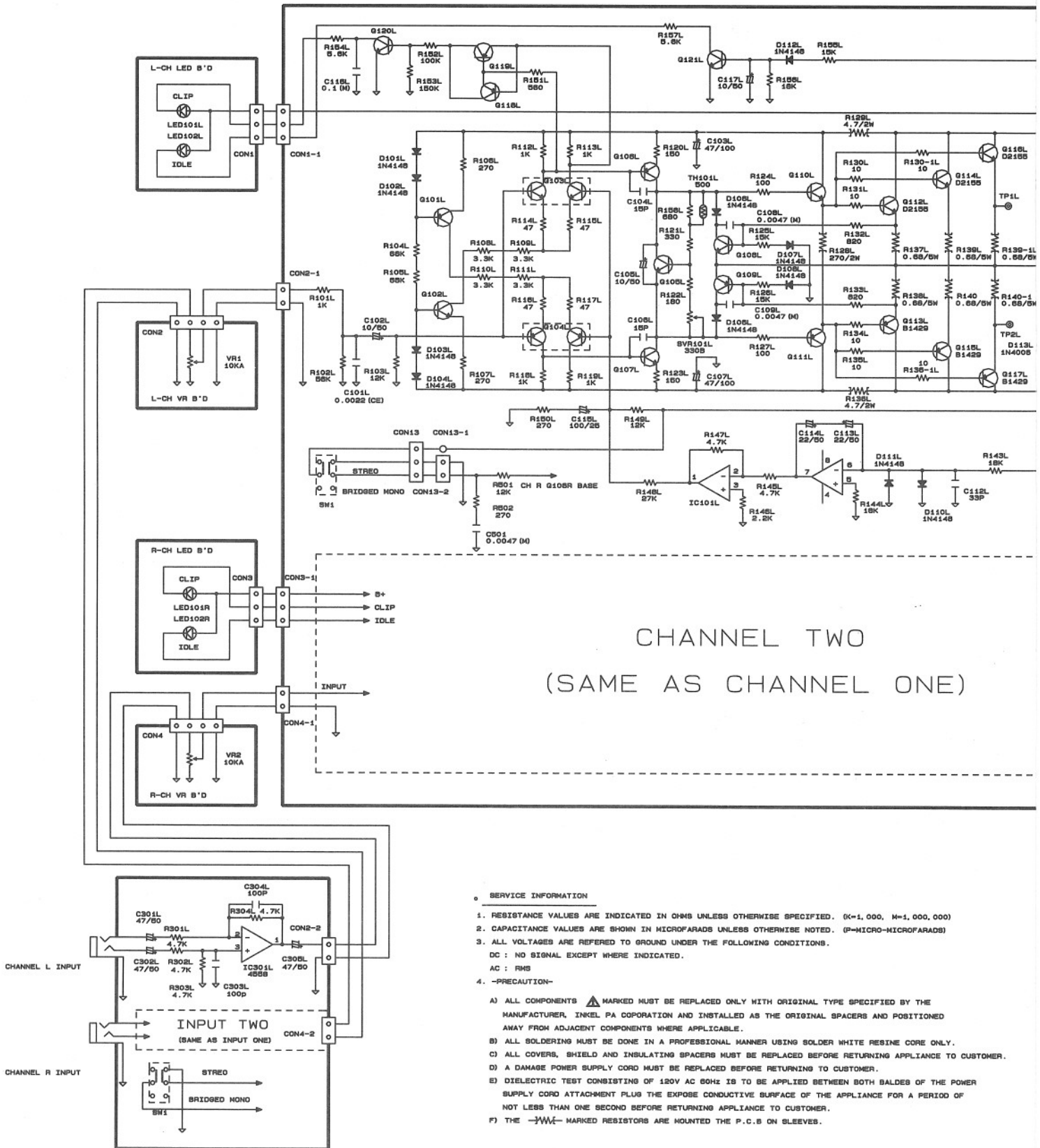
- A1268 : Q101, Q111
- C3198 : Q102, Q110, Q121, Q201
- C3200 : Q103, Q104, Q107, Q120
- A1268 : Q118, Q119
- A970 : Q105, Q105
- A948 : Q108
- C2229 : Q109
- C2238 : Q112
- A988 : Q113
- TA7317P : IC201
- 0720 : IC101
- 20860 : IC01
- 1N4148 : D101-D112
- UZP-158M: D201, D202
- 1N4006 : D203, D204
- PS804 : D200
- KL206L : LD101, LD202
- KL208L : LD102
- SLR-54UR: LD201
- PS2010 : D113, D114

() = SERVO-170 PART VALUE
 (/) = CHASSIS GROUND

00, M=1, 000, 000)
 RO-MICROFARADS)
 IPIED BY THE
 AND POSITIONED
 RESINE CORE ONLY.
 NING APPLIANCE TO CUSTOMER.
 R.
 H BALDES OF THE POWER
 CE FOR A PERIOD OF



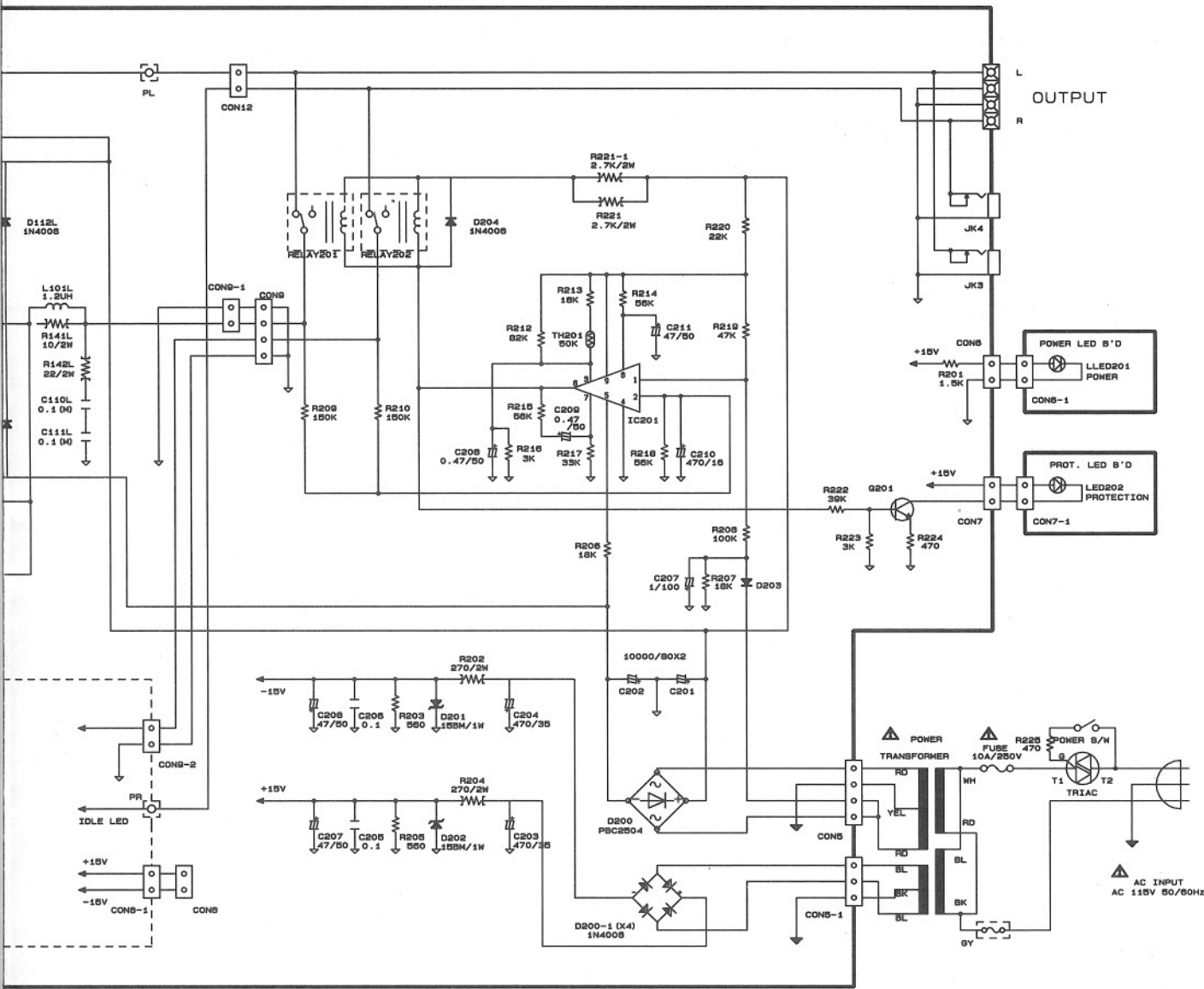
SERVO-550 SCHEMA



CHANNEL TWO
(SAME AS CHANNEL ONE)

- o SERVICE INFORMATION
1. RESISTANCE VALUES ARE INDICATED IN OHMS UNLESS OTHERWISE SPECIFIED. (K=1,000, M=1,000,000)
 2. CAPACITANCE VALUES ARE SHOWN IN MICROFARADS UNLESS OTHERWISE NOTED. (P=MICRO-MICROFARADS)
 3. ALL VOLTAGES ARE REFERED TO GROUND UNDER THE FOLLOWING CONDITIONS.
DC : NO SIGNAL EXCEPT WHERE INDICATED.
AC : RMS
 4. -PRECAUTION-
A) ALL COMPONENTS Δ MARKED MUST BE REPLACED ONLY WITH ORIGINAL TYPE SPECIFIED BY THE MANUFACTURER, INKEL PA COPORATION AND INSTALLED AS THE ORIGINAL SPACERS AND POSITIONED AWAY FROM ADJACENT COMPONENTS WHERE APPLICABLE.
B) ALL SOLDERING MUST BE DONE IN A PROFESSIONAL MANNER USING SOLDER WHITE RESINE CORE ONLY.
C) ALL COVERS, SHIELD AND INSULATING SPACERS MUST BE REPLACED BEFORE RETURNING APPLIANCE TO CUSTOMER.
D) A DAMAGE POWER SUPPLY CORD MUST BE REPLACED BEFORE RETURNING TO CUSTOMER.
E) DIELECTRIC TEST CONSISTING OF 120V AC 60HZ IS TO BE APPLIED BETWEEN BOTH BALDES OF THE POWER SUPPLY CORD ATTACHMENT PLUS THE EXPOSE CONDUCTIVE SURFACE OF THE APPLIANCE FOR A PERIOD OF NOT LESS THAN ONE SECOND BEFORE RETURNING APPLIANCE TO CUSTOMER.
F) THE \sim MARKED RESISTORS ARE MOUNTED THE P.C.B ON SLEEVES.

TIC DIAGRAM



NOTE

TR NPN C2240BL (C3200)	:	G105L/R, G120L/R
TR PNP A1265BL	:	G104L/R, G118L/R, G119L/R
TR NPN C2229Y (C3208)	:	G107L/R
TR PNP A949Y (A1024)	:	G106L/R
TR NPN C3189Y	:	G102L/R, G108L/R, G121L/R
	:	Q201
TR PNP A1265Y	:	G109L/R
TR NPN KTC 3400G KEC	:	G103
TR PNP KTA 2400G KEC	:	G104
TR NPN 28C 2238Y	:	G110
TR PNP 28A 958Y	:	G111
TRIAC 0401B	:	Q202
IC NJM 072D JRC	:	IC101
IC TA 7317P TOSHIBA	:	IC201
LED SLR-54UR RB RED	:	LD201
LED KLR 206L 2#5 RED KEC	:	LD101, LD202
LED KLG 206L 2#5 GRE KEC	:	LD102

