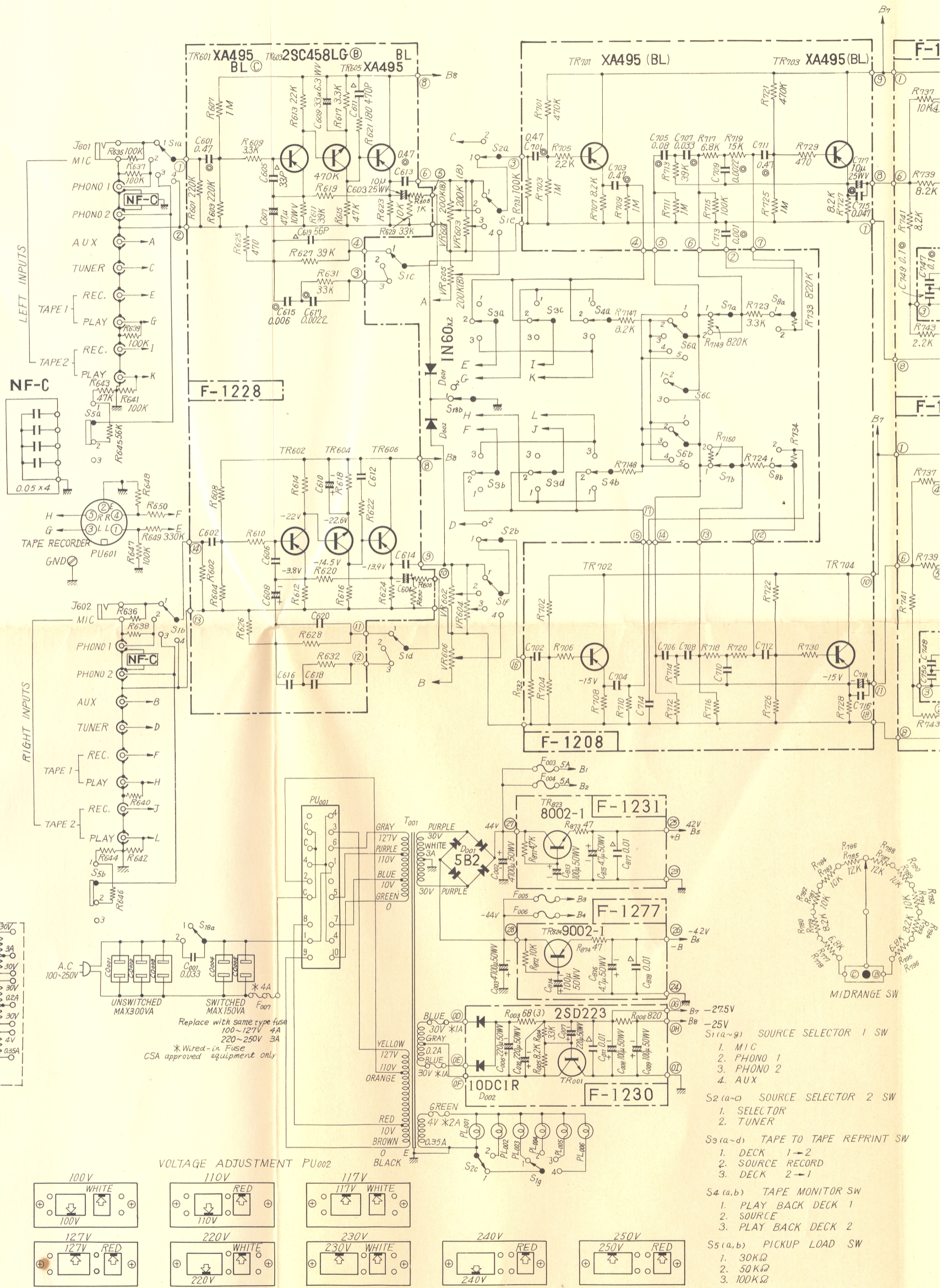
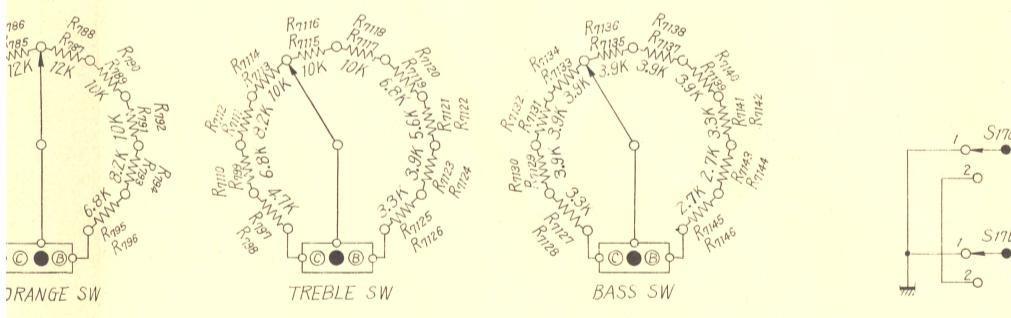
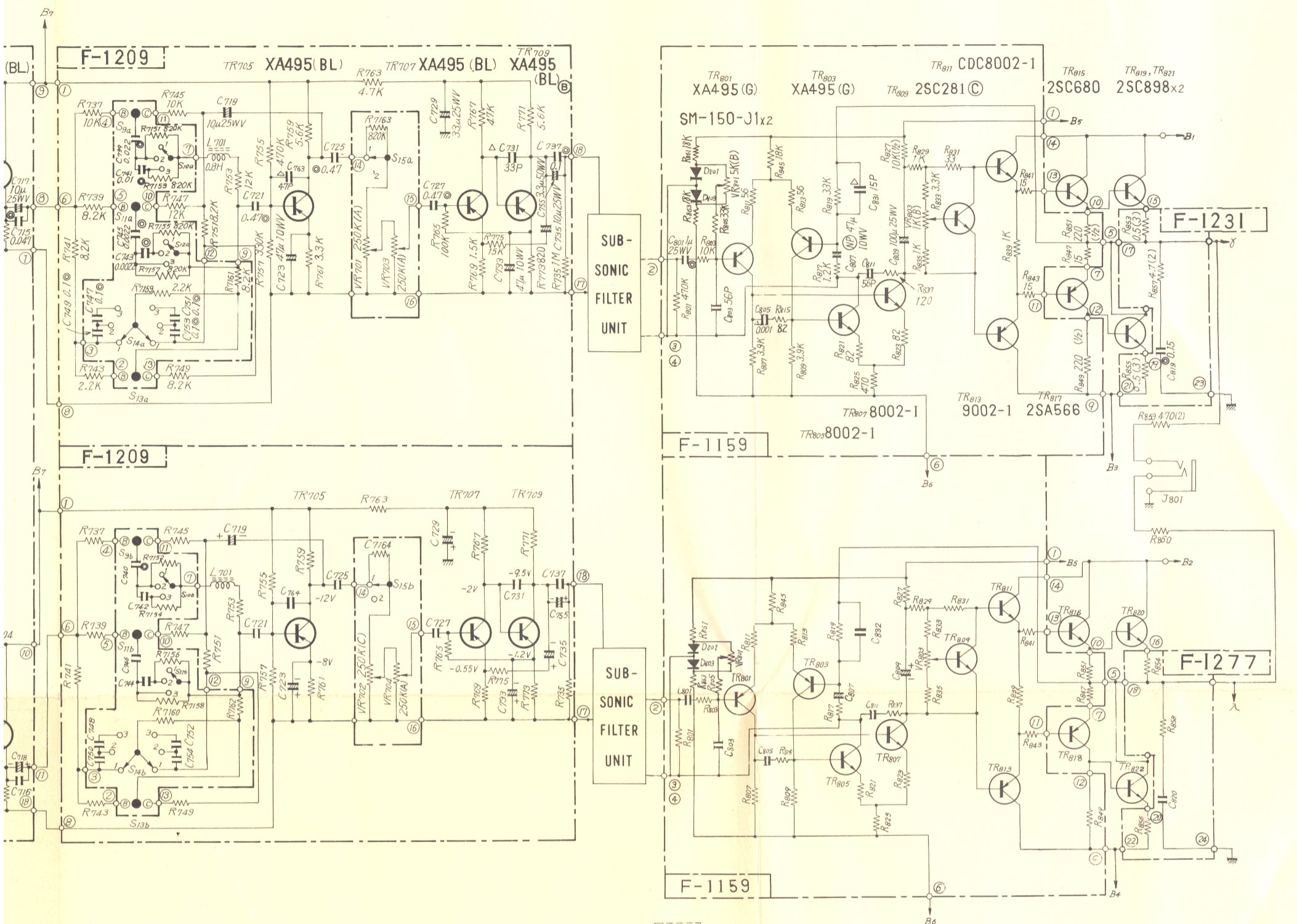


SANSUI AU-999 SCHE

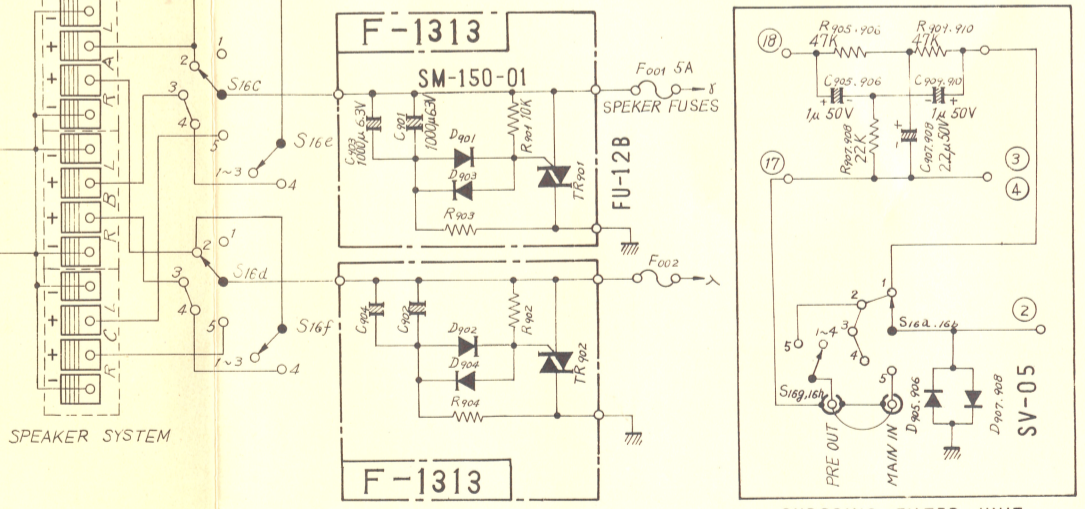


* Manufacturer reserves right to change design and/or specifications without notice for purpose of improvement.

SCHEMATIC DIAGRAM



- MODE SW** (S6 (a-c))
1. STEREO REVERSE
 2. STEREO NORMAL
 3. MONO L + R
 4. MONO L
 5. MONO R
- LOW FILTER SW** (S7 (a,b))
1. OFF
 2. ON
- HIGH FILTER SW** (S8 (a,b))
1. OFF
 2. ON
- MIDRANGE SW** (S9 (a,b))
- 1~5. CUT
 6. FLAT
 - 7~11. BOOST
- MIDRANGE SELECTOR SW** (S10 (a,b))
1. DEFEAT
 2. 1KHz
 3. 2KHz
- TREBLE SW** (S11 (a,b))
- 1~4. CUT
 5. FLAT
 - 6~11. BOOST
- TREBLE SELECTOR SW** (S12 (a,b))
1. DEFEAT
 2. 8KHz
 3. 3KHz
- BASS SW** (S13 (a,b))
- 1~4. CUT
 5. FLAT
 - 6~11. BOOST
- BASS SELECTOR SW** (S14 (a,b))
1. DEFEAT
 2. 200Hz
 3. 400Hz
- MUTING SW** (S15 (a,b))
1. OFF
 2. -20dB



- SPEAKER SW** (S16 (a-f))
1. SPEAKER OFF
 2. SYSTEM A
 3. SYSTEM B
 4. SYSTEM A + B
 5. SYSTEM C (PRE & MAIN SEPARATED)
- BALANCE CHECK** (S17 (a,b))
1. OFF
 2. TEST
- POWER SW** (S18 (a,b))
1. OFF
 2. ON
- SYMBOL**
- OIL
 - △ CERAMIC
 - ◎ MYLAK
- VR** (Variable Resistor)
- VR601, 602 PHONO 1 LEVEL ADJUST
 - VR603, 604 PHONO 2 LEVEL ADJUST
 - VR605, 606 AUX LEVEL ADJUST
 - VR701, 702 BALANCE
 - VR703, 704 VOLUME
 - VR801 OUT PUT BALANCE
 - VR803 DC BALANCE