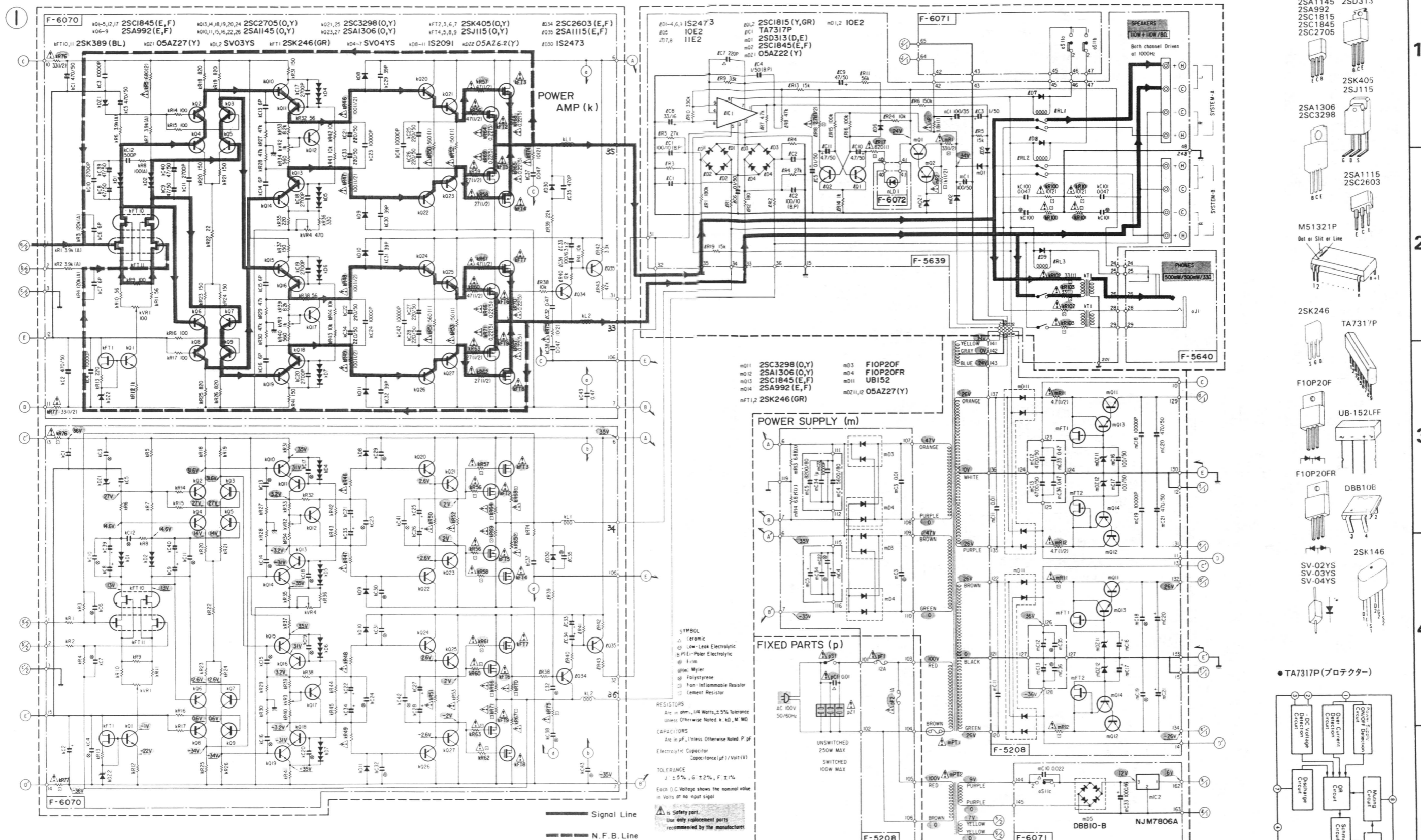
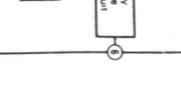
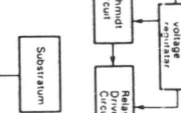
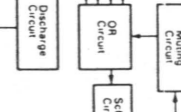
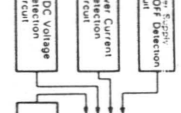
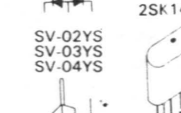
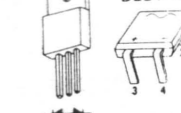
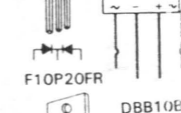
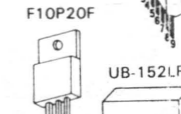
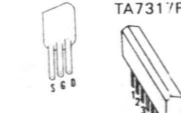
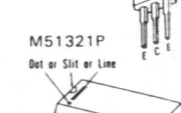
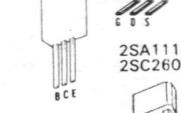
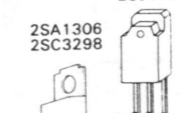
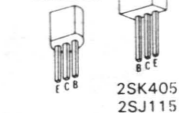
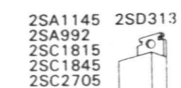
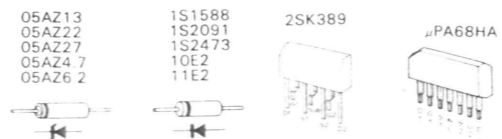


6. 回路図 6-1. パワーアンプ部

※改良のため、予告なく意匠、仕様の一部を変更することがあります。



△印がついている部品は安全性を維持するために、重要な部品です。これらの部品を交換する際には、必ず指定された部品を使用してください。



1

2

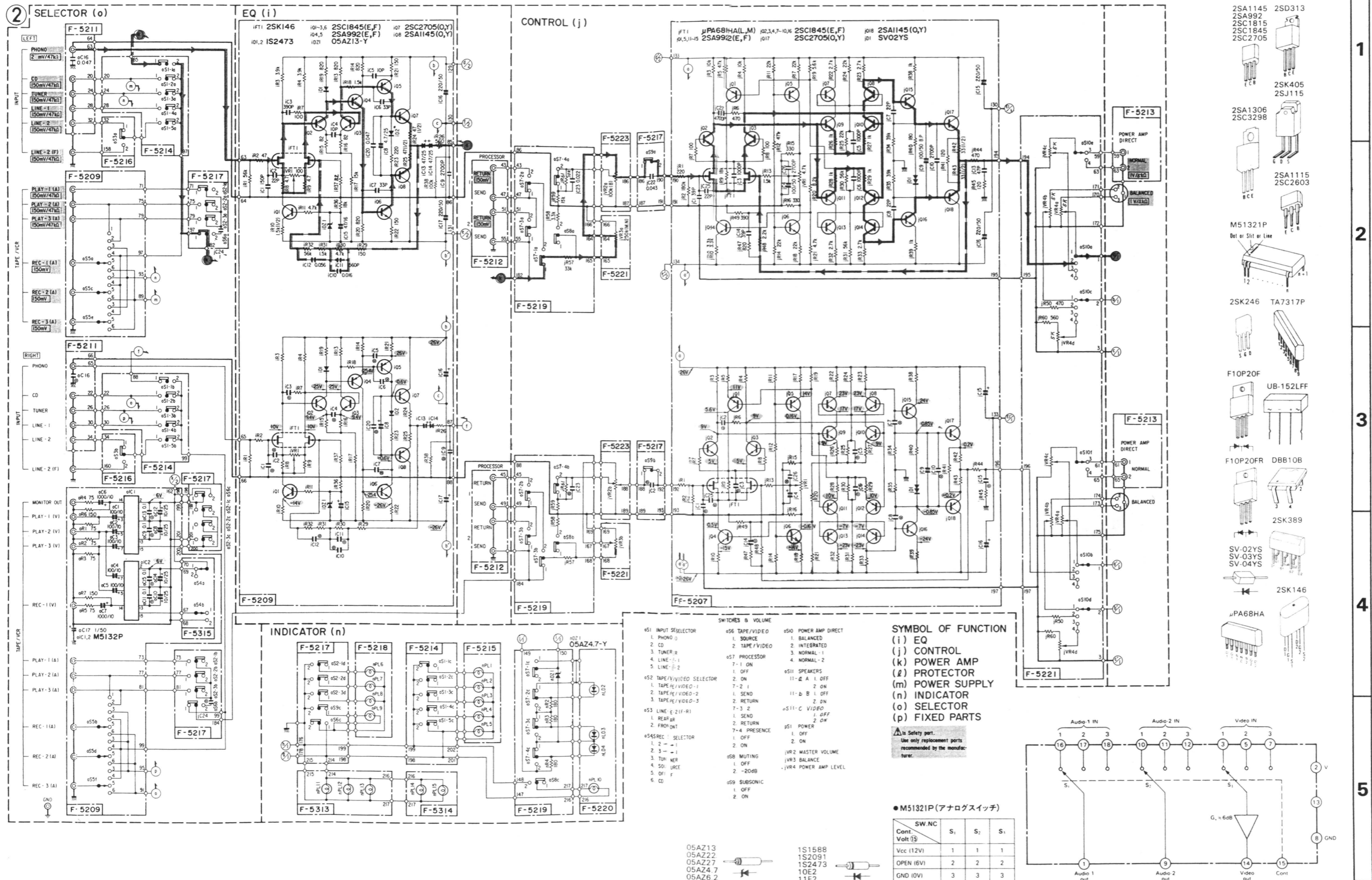
3

4

5

6-2. プリアンプ部

*改良のため、予告なく意匠、仕様の一部を変更することがあります。



- 2SA1145
- 2SA992
- 2SC1815
- 2SC1845
- 2SC2705
- 2SD313
- 2SK405
- 2SJ115
- 2SA1306
- 2SC3298
- 2SA1115
- 2SC2603
- M51321P
Det or Slit or Line
- 2SK246
- TA7317P
- F10P20F
- UB-152LFF
- F10P20FR
- DBB10B
- 2SK389
- SV-02YS
- SV-03YS
- SV-04YS
- 2SK146
- μPA68HA

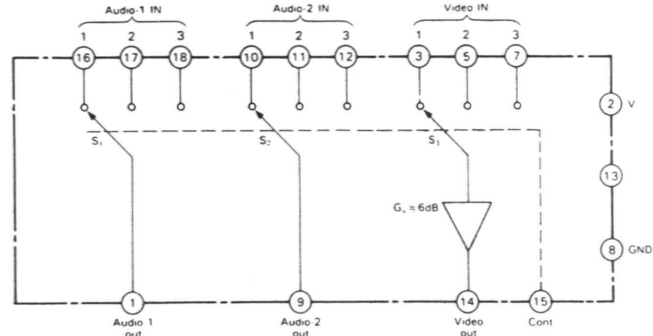
- SWITCHES & VOLUME
- o51 INPUT SELECTOR
 - 1. PHONO
 - 2. CD
 - 3. TUNER
 - 4. LINE-1
 - 5. LINE-2
 - o52 TAPE/VIDEO SELECTOR
 - 1. TAPE/VIDEO-1
 - 2. TAPE/VIDEO-2
 - 3. TAPE/VIDEO-3
 - o53 LINE-E 2(F-R)
 - 1. REAR
 - 2. RETURN
 - 3. FRONT
 - o54 REC. SELECTOR
 - 1. OFF
 - 2. ON
 - o55 REC. SELECTOR
 - 1. 2-1
 - 2. 3-1
 - 3. TUNER
 - 4. SOURCE
 - 5. OFF
 - 6. CD
 - o56 TAPE/VIDEO
 - 1. SOURCE
 - 2. TAPE/VIDEO
 - o57 PROCESSOR
 - 7-1 ON
 - 7-2 1
 - 7-3 2
 - 7-4 PRESENCE
 - o58 MUTING
 - 1. OFF
 - 2. -20dB
 - o59 SUBSONIC
 - 1. OFF
 - 2. ON
 - o50 POWER AMP DIRECT
 - 1. BALANCED
 - 2. INTEGRATED
 - 3. NORMAL-1
 - 4. NORMAL-2
 - o511 SPEAKERS
 - 11-a L OFF
 - 11-b L OFF
 - 2 ON
 - o511-C VIDEO
 - 1. OFF
 - 2. ON
 - o51 POWER
 - 1. OFF
 - 2. ON
 - o512 MASTER VOLUME
 - o513 BALANCE
 - o514 POWER AMP LEVEL

SYMBOL OF FUNCTION
 (i) EQ
 (j) CONTROL
 (k) POWER AMP
 (l) PROTECTOR
 (m) POWER SUPPLY
 (n) INDICATOR
 (o) SELECTOR
 (p) FIXED PARTS

⚠ Safety part.
 Use only replacement parts recommended by the manufacturer.

● M51321P (アナログスイッチ)

Cont. Volt	SW.NC	S ₁	S ₂	S ₃
Vcc (12V)	1	1	1	1
OPEN (6V)	2	2	2	2
GND (0V)	3	3	3	3



1
2
3
4
5