


SERVICE MANUAL

STEREO GRAPHIC EQUALIZER
CONSOLETTTE

SANSUI RG-700 (Silver & Black Model)



NOTE

RG-700 is additional model which external appearances are different from those of RG-710. This manual contains **OTHER PARTS LIST**, **PACKING LIST** and **ACCESSORY LIST** in which changed parts are printed with bold-face. For other parts list, refer to RG-710 service manual previously issued.

•SPECIFICATIONS

Input sensitivity and impedance (1 kHz)

SOURCE IN, TAPE PLAY 150 mV/50 kohms
MIC 0.3 mV/10 kohms
KEYBOARD 12 mV/10 kohms

Output level (1 kHz)

TAPE REC..... 150 mV/47 kohms
MIXING OUT 150 mV/47 kohms

Total harmonic distortion (1 kHz, 2V)

SOURCE IN 0.05%

Frequency response (150 mV)

SOURCE IN 20 Hz ~ 20 kHz,
+1 dB, -2 dB

Signal to noise ratio (Short-circuit, A-network)

SOURCE IN 75 dB

Channel separation (1 kHz)

SOURCE IN 60 dB

Reverb time 0 ~ 3 sec.

Delay time 20 msec.

Power requirements 120/220/240V
(50/60 Hz)

For U.S.A. and Canada.. 120 V (60 Hz)

Power consumption 15 watts

Dimensions 430 mm (16-15/16") W
78 mm (3-1/8") H
223 mm (8-13/16") D

Weight 2.8 kg (6.2 lbs) net
3.5 kg (7.7 lbs) packed

* Design and specifications subject to change without notice for improvements.

* Due to local laws and regulations, this unit sold in some areas are not equipped with variable voltage selectors

Sansui

SANSUI ELECTRIC CO., LTD.

CAUTION

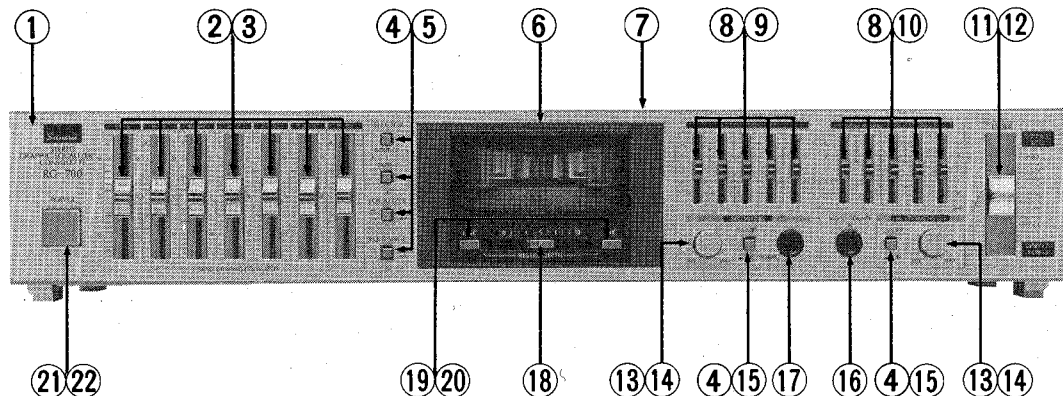
- The symbols, UL, CSA, SA, BS, UK, EU, AS, XX <EXPORT> and XX-V <EXPORT(V)> on the parts list and the schematic diagram mean followings respectively.
 - UL..... Manufactured for U.S.A market.
(Underwriters Laboratories approved model.)
 - CSA..... Manufactured for Canadian market.
 - SA..... Manufactured for South African market.
 - BS, UK..... Manufactured for United Kingdom market.
 - EU..... Manufactured for European market.
 - AS..... Manufactured for Australian market.
 - XX <EXPORT>..... Standard Version with Inner Voltage Selector.
 - XX-V <EXPORT(V)>..... Standard Version with Outer Voltage Selector.
 - NON MARK..... Common Parts.
- Some printed circuit boards are not supplied as the assembled. To separate these in this service manual, the stock No's are not indicated at the ends of the board names. However, the individual parts on the circuit boards are provided by orders.
- Since some of capacitors and resistors are omitted from parts lists in this service manual, refer to the Common Parts List for capacitors & resistors, which was issued on February 1983.
- Abbreviations in this service manual are as follows.

•Abbreviations List

C.R. : Carbon Resistor	E.B.L. : Low Leak Bi-Polar
S.R. : Solid Resistor	Electrolytic Capacitor
Ce.R. : Cement Resistor	Ta.C. : Tantalum Capacitor
M.R. : Metal Film Resistor	F.C. : Film Capacitor
F.R. : Fusing Resistor	M.P. : Metalized Paper Capacitor
N.I.R. : Non-Inflammable Resistor	P.C. : Polystyrene Capacitor
A.R. : Array Resistor	G.C. : Gimmic Capacitor
C.C. : Ceramic Capacitor	A.C. : Array Capacitor
C.T. : Ceramic Capacitor, Temperature Compensation	V.R. : Variable Resistor
E.C. : Electrolytic Capacitor	S.V.R. : Semi Variable Resistor
E.L. : Low Leak Electrolytic Capacitor	SW. : Switch
E.B. : Bi-Polar Electrolytic Capacitor	Chip R. : Chip Resistor
	Chip C. : Chip Capacitor

1. OTHER PARTS

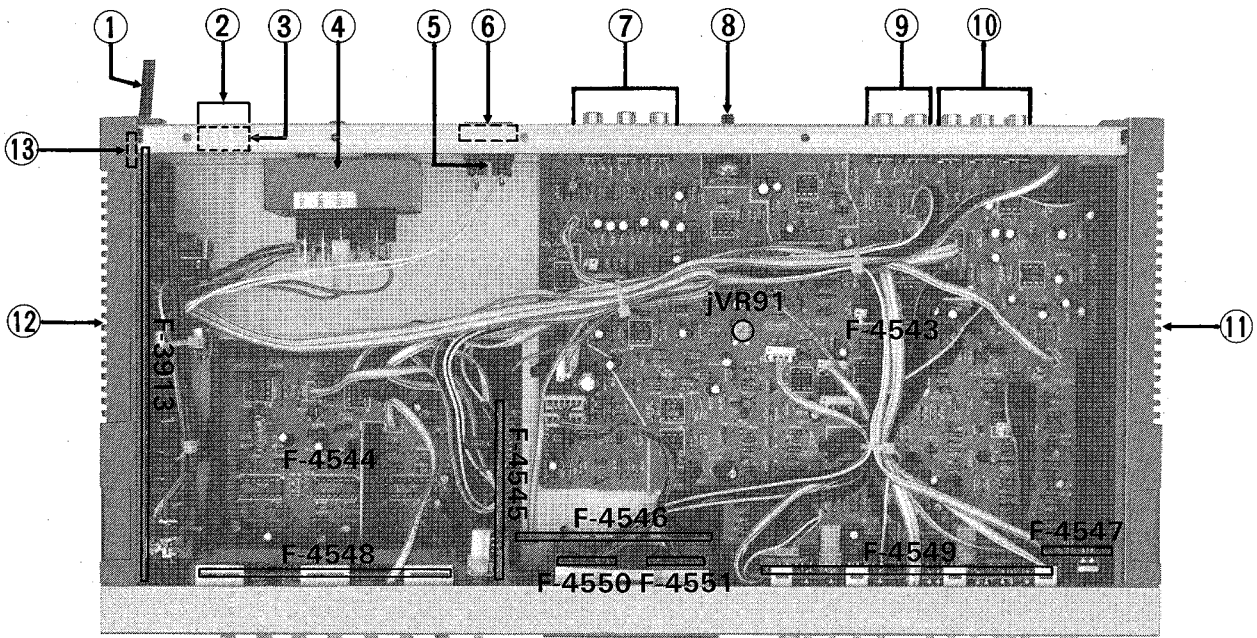
1-1. Front View



Parts List <Front View>

Parts No.	Stock No.	Description	Parts No.	Stock No.	Description
1	47880700	Front Panel (Silver Model)	10	46948400	50 kΩ (B) Slide V.R., VIDEO SOUND/TAPE-2 EQUALIZER
	47880800	Front Panel (Black Model)	11	47889300	Knob Ass'y (Silver Model), FADER
2	47907900	Slide Knob (Silver Model), 63 Hz, 160 Hz, 400 Hz, 1 kHz, 2.5 kHz, 6.3 kHz, 16 kHz,		47907600	Knob Ass'y (Black Model), FADER
	47907700	Silver Knob (Black Model), 63 Hz, 160 Hz, 400 Hz, 1 kHz, 2.5 kHz, 6.3 kHz, 16 kHz	12	46948500	250 kΩ × 2 V.R., FADER
3	46500600	250 kΩ Silver V.R., 63 Hz, 160 Hz, 400 Hz, 1 kHz, 2.5 kHz, 6.3 kHz, 16 kHz	13	47901200	Knob (Silver Model)
4	47901100	Push Knob, SOURCE, TAPE-1, EQUALIZER, EQ RANGE		47109900	Knob (Black Model)
5	46500100	Push SW., SELECTOR, EQUALIZER, EQ RANGE	14	46500200	10 kΩ V.R., MIC MIXING, MULTIDIMENSION
6	47880100	Display Ass'y	15	46603000	Push SW., MIC/KEYBOARD, MULTIDIMENSION
7	47854700	Bonnet (Silver Model)	16	24306200	Jack, VIDEO SOUND IN
	47872700	Bonnet (Black Model)	17	07219700	Jack, MIC/KEYBOARD
8	47535400	Slide Knob, REVERB EQUALIZER, VIDEO SOUND/TAPE-2 EQUALIZER	18	48001700	20 kΩ V.R., REVERB DEPTH
9	46500500	50 kΩ (B) Slide V.R., REVERB EQUALIZER	19	47592900	Push Knob, LINE, MIC
			20	46500000	Push SW., LINE MIC
			21	47252200	Push Knob, POWER (Silver Model)
			△22	07911210	Push Knob, POWER (Black Model)
				48058900	Push SW., POWER (XX, XX-V, UL, CSA)
			△	46499500	Push SW., POWER (EU, BS, AS)

1-2. Top View

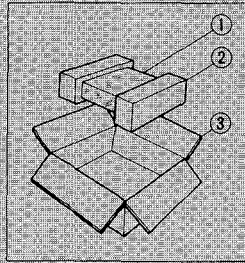


Parts List <Top View>

Parts No.	Stock No.	Description	Parts No.	Stock No.	Description
△ 1	46604400	Power Supply Cord (XX, XX-V, UL, CSA)	△ 6	07204700	Slide SW., (EU, BS, AS) VOLTAGE SELECTOR
△	38004500	Power Supply Cord (EU)	7	46546800	4P Input/Output Terminal, VIDEO SOUND (TAPE-2)
△	38004300	Power Supply Cord (BS)	8	46948600	100 kΩ V.R., GAIN ADJ.
△	07204200	Power Supply Cord (AS)	9	46371500	4P Input/Output Terminal, TAPE-1
△ 2	48175200	Plug, VOLTAGE SELECTOR (XX-V)	10	46546800	6P Input/Output Terminal, LINE
△ 3	48175400	Socket, VOLTAGE SELECTOR (XX-V)	11	47873000	Side Panel Ass'y (Right) for Silver Model
△ 4	15010401	Power Transformer (XX)		47873100	Side Panel Ass'y (Right) for Black Model
△	15010402	Power Transformer (UL, CSA)	12	47872800	Side Panel Ass'y (Left) for Silver Model
△	15010405	Power Transformer (EU, BS, AS)		47872900	Side Panel Ass'y (Left) for Black Model
△	15021309	Power Transformer (XX-V)	13	47831100	AC Cord Cover
△ 5	46364900	AC Outlet (XX, XX-V, UL, CSA)			
△	46161000	AC Outlet (EU)			
△	46364800	AC Outlet (BS)			
△	46580600	AC Outlet (AS)			

2. PACKING LIST

Parts No.	Stock No.	Description
1	47859300	Vinyl Bag
2	07966300	Styrofoam Packing
3	47880900	Carton Case (Silver Model) <XX, UL, CSA, EU, BS, AS>
	47881000	Carton Case (Black Model) <XX, UL, CSA, EU, BS, AS>
	47881100	Carton Case (Silver Model) <XX-V>
	47881200	Carton Case (Black Model) <XX-V>



3. ACCESSORY LIST

Stock No.	Description
38103300	PJP Cord
46969400	Operating Instruction

Note: XX-V <EXPORT (V)> Standard Version with Outer Voltage Selector.
("V" mark is indicated on the carton case.)



SANSUI ELECTRIC CO., LTD.:
SANSUI ELECTRONICS CORPORATION
SANSUI ELECTRONICS (U.K.) LTD.
SANSUI ELECTRONICS G.M.B.H.:

14-1, Izumi 2-chome, Suginami-ku, Tokyo 168 Japan
PHONE: (03) 324-8891/TELEX: 232-2076 (International Division)
1250 Valley Brook Ave. Lyndhurst, N.J. 07071 U.S.A.
17150 South Margay Ave. Carson, California 90746 U.S.A.
3036 Koapaka Street, Honolulu, Hawaii 96819 U.S.A.
Unit 10A, Lyon Industrial Estate, Rockware Avenue, Geelford, Middx UB6, OAA, England
Pau Ehrlich Strasse 8, 6074 Rodermark 2, West Germany