


SERVICE MANUAL

TWO-SPEED BELT-DRIVE TURNTABLE

SANSUI SR-222/323



Sansui

SANSUI ELECTRIC CO., LTD.

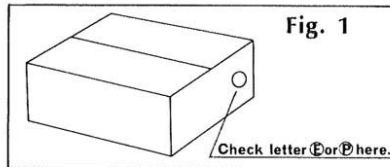


Notice:

In this service manual, some parts have three types, A, B & C in same parts No. as shown in Parts List. Each type can be identified from Mark on the carton case as Fig. 1.

- TYPE A { SR-222
SR-323
- TYPE B { SR-222E
SR-323E
- TYPE C { SR-222P
SR-323P

Type	Mark
Type A	No mark
Type B	Mark ⓔ
Type C	Mark Ⓟ



*When ordering parts, please use parts name and the stock No. referring to Parts List.



TABLE OF CONTENTS

<u>Section</u>	<u>Title</u>	<u>Page</u>
1.	SPECIFICATIONS	2
1-1.	SR-222	2
2-2.	SR-323	2
2.	PARTS LOCATIONS & PARTS LISTS	3
2-1.	SR-222	3
2-2.	SR-323	4
3.	PACKING LIST	5
3-1.	SR-222	5
3-2.	SR-333	5
4.	ACCESSORY PARTS LIST	6
4-1.	SR-222	6
4-2.	SR-333	6

1. SPECIFICATIONS

1-1. SR-222

TYPE	Two-speed belt-driven
SPEEDS	33 $\frac{1}{3}$, 45rpm
PLATTER	Aluminum alloy die-cast 300mm (11 $\frac{13}{16}$ ") diameter
MOTOR	Four-pole synchronous type
WOW AND FLUTTER ..	0.07% (W.R.M.S.)
S/N	Better than 54dB (IEC-B)
RUMBLE	Better than -60dB (DIN-B)
TONEARM	Statically-balanced S-shaped tubular type
TONEARM LENGTH ...	220mm (8 $\frac{11}{16}$ ")
OVERHANG	17.5mm ($\frac{3}{4}$ ")
APPLICABLE CARTRIDGE	
WEIGHT	4 to 10g
DIMENSIONS	452mm (17 $\frac{13}{16}$ ") W 139mm (5 $\frac{1}{2}$ ") H 370mm (14 $\frac{5}{8}$ ") D
WEIGHT	6.0kg (13.2 lbs) net 7.2kg (15.9 lbs) packed
POWER CONSUMPTION..	10W

●The power voltage/frequency is adjusted to the one of the area where you bought the unit. The adjusted voltage/frequency is specified on its carton box

SPECIFICATIONS OF THE CARTRIDGE (applicable only to the units with cartridge)

CARTRIDGE	Induced magnet type (SC-37)
FREQUENCY RESPONSE ..	20~20,000Hz
OUTPUT VOLTAGE	3.5mV per channel (1,000Hz, 50mm/sec)
LOAD IMPEDANCE	47k Ω
TRACKING FORCE.....	2.5g
STYLUS.....	0.5 mil, diamond spherical (SN-37)

2.2. SR-323

TYPE	Two-speed belt-driven
SPEEDS	33 $\frac{1}{3}$, 45rpm
PLATTER	Aluminum alloy die-cast 303mm (11 $\frac{15}{16}$ ") diameter
MOTOR	Four-pole synchronous type
WOW AND FLUTTER ..	0.06% (W.R.M.S.)
S/N	better than 57dB (IEC-B)
RUMBLE	better than 64dB (DIN-B)
TONEARM	Statically-balanced S-shaped tubular type
TONEARM LENGTH ...	220mm (8 $\frac{11}{16}$ ") W
OVERHANG.....	17.5mm ($\frac{3}{4}$ ")
APPLICABLE CARTRIDGE	
WEIGHT	4 to 11g
DIMENSIONS	469mm (18 $\frac{1}{2}$ ") W 150mm (5 $\frac{15}{16}$ ") H 370mm (14 $\frac{5}{8}$ ") D
WEIGHT	8.4kg (18.5 lbs) net 9.9kg (21.8 lbs) packed
POWER CONSUMPTION..	10W

●The power voltage/frequency is adjusted to the one of the area where you bought the unit. The adjusted voltage/frequency is specified on its carton box.

SPECIFICATIONS OF THE CARTRIDGE (applicable only to the units with cartridge)

CARTRIDGE	Moving magnet type (SV-27A)
FREQUENCY RESPONSE ..	10~23,000Hz
OUTPUT VOLTAGE	3.5mV per channel (1,000Hz, 50mm/sec)
LOAD IMPEDANCE	47k Ω
TRACKING FORCE.....	1.5~2g
STYLUS.....	0.5 mil, diamond spherical (SN-27)

* Design and specifications subject to change without notice for improvements.

2. PARTS LOCATIONS & PARTS LISTS



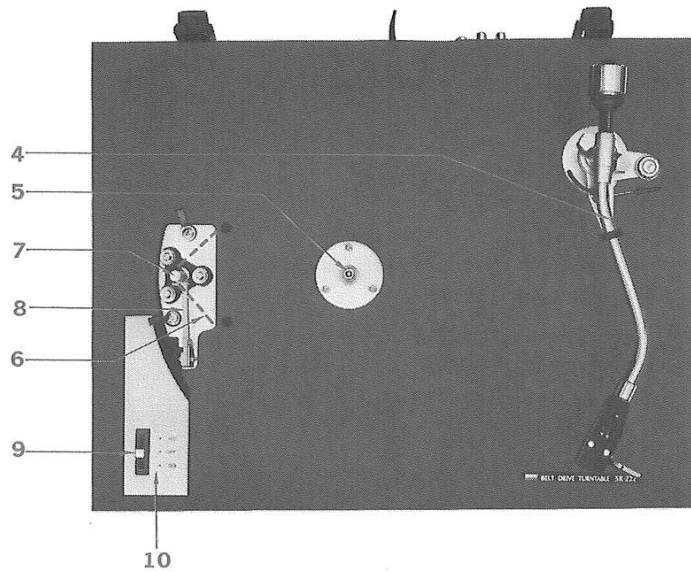

2-1. SR-222

* In Parts List below, there are three types A, B & C in same Parts No.

When ordering parts, please refer to Notice on Page 1.

Part List

Parts No.	Stock No.	Description
1	7012080	Dust Cover Ass'y
	5362401	Name Plate, dust cover
	6922250	Lock Plate
	5109563	Binding Head Screw, M4 × 10
2	5502490	Rubber Cushion
	5502611	Rubber Mat, turntable
3	6112130	Turntable (Platter)
4	7092430	Tonearm Ass'y
	6912430	Main Weight
	6912440	I.F.C Ass'y
	6632180	Arm Base
	6632170	Lifter Bracket
	6622230	Arm Rest
	7082200	Lifter Ass'y
	7082210	Tonearm Guide
	7032110	Turntable Spindle Ass'y
	6032170	Belt
7	6142290	Capstan (50Hz)
	6142300	Capstan (60Hz)
8	6502710	Belt Guide
9	6502700	Lever
10	5362470	Control Base
11	6592010	Slider
12	1160180	Micro Switch K-1 (Type A, C)
	1160190	Micro Switch K-2 (Type B)
	4320380	Motor (Type B)
13	4320390	Motor (Type A, C)
	6902930	Reversal Spring
14	6412120	Slide Pin
16	7501580	Power Circuit Board Ass'y (Type B)
	0605227	Mylar Capacitor 0.022μF 250V
	2250270	Lug Terminal
	7501590	Power Circuit Board Ass'y (Type A, C)
	0605227	Mylar Capacitor 0.022μF 250V
	2250270	Lug Terminal
17	1110100	Slide Switch
	3910490	Cord Clip
18	3800010	Power Cord (Type B)
	3800261	Power Cord (Type A, C)
19	7012090	Bottom Plate Ass'y
	5062300	Motor Cover
	5372090	Cap, turntable
	5512130	Insulator
	7172100	Cabinet Ass'y
20	5332050	Sansui Badge
	5362510	Name Plate (Model Name)
	6922280	Auto Hinge







2-2. SR-323

* In Parts List below, there are three types A, B & C in same Parts No.

When ordering parts, please refer to Notice on Page 1.

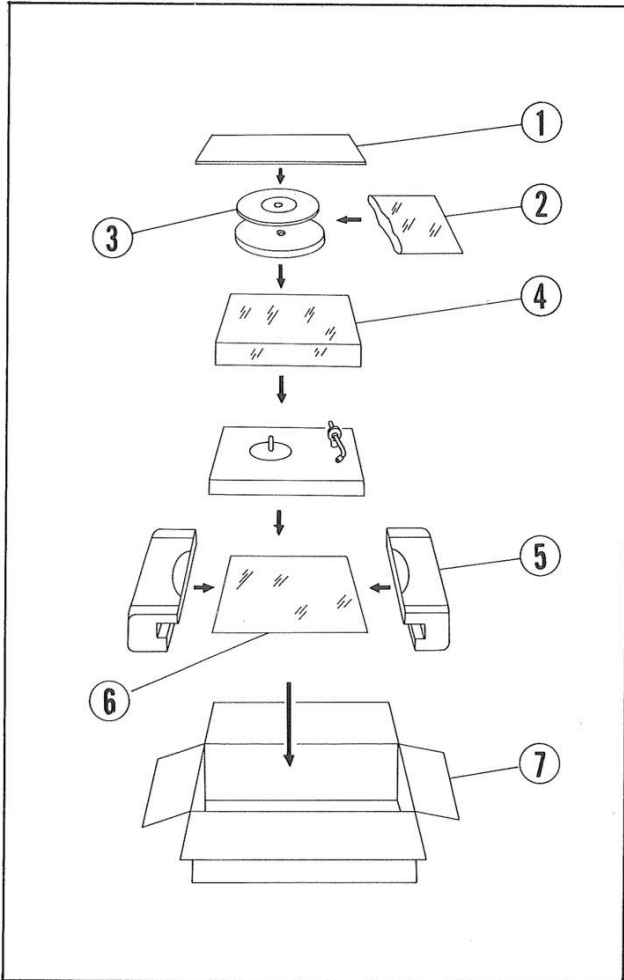
Parts List

Parts No.	Stock No.	Description
1	7012060	Dust Cover Ass'y
	5362401	Name Plate, dust cover
	6922250	Lock Plate
	5109563	B Type Screw, M4 × 10
	5502490	Rubber Cushion (A)
2	7292110	Rubber Mat Ass'y, turntable
3	6112140	Turntable (Platter)
4	7092370	Tonearm Ass'y
	6912400	Main Weight
	6912380	I.F.C Ass'y
	7082170	Arm Lifter Ass'y
	7092360	Arm Base
	6912390	Lateral Weight Ass'y
	5	7032110
6	6032170	Belt
	6142290	Capstan (50Hz)
7	or	
	6142300	Capstan (60Hz)
8	6502710	Belt Guide
9	0410100	Neon Lamp
10	5422011	Strobo Lenz
11	5312221	Lever Knob
	6502700	Lever
12	5392160	Lever Guide
13	5362500	Control Base
14	6592010	Slider
15	6902930	Reversal Spring
16	1160180	Micro Switch K-1 (Type A, C)
	or	
17	1160190	Micro Switch K-2 (Type B)
	4320380	Motor (Type B)
18	or	
	4320390	Motor (Type A, C)
19	6412120	Slide Pin
19	7501550	Power Circuit Board Ass'y (Type A, C)
	0104153	Carbon Resistor 15k Ω 1W
	0605227	Mylar Capacitor 0.022 μ F 250V
	1110100	Slide Switch
	2250270	Lug Terminal
	7501560	Power Circuit Board Ass'y (Type B)
	0104153	Carbon Resistor 15k Ω 1W
	0605227	Mylar Capacitor 0.022 μ F 250V
	2250270	Lug Terminal
	5242560	Bottom Plate (Type B)
20	or	
	5242570	Bottom Plate (Type A, C)
21	5062300	Motor Cover
22	3910490	Cord Clip
23	3800010	Power Cord (Type B)
	or	
24	3800261	Power Cord (Type A, C)
	5052060	Bottom Cover, tonearm
25	7172090	Cabinet Ass'y
	5332041	Sansui Badge
	5362490	Name Plate (Model Name)
	5372090	Cap, turntable Spindle
	5512101	Insulator
	6922240	Auto Hinge

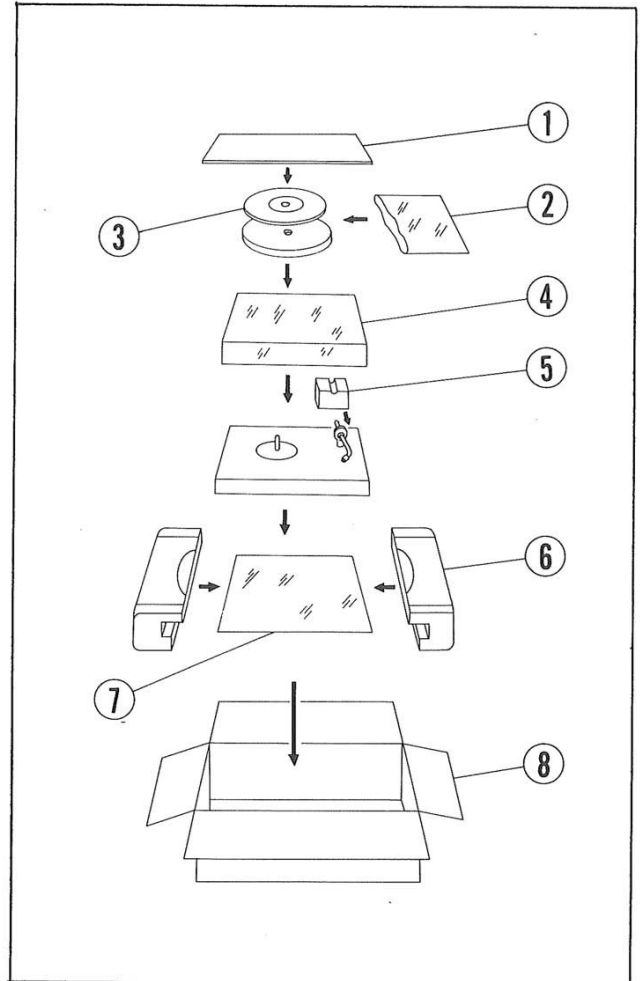


3. PACKING LIST

3-1. SR-222



3-2. SR-323



Parts List

Parts No.	Stock No.	Description
1	9012220	Inner Packing
2	9116600	Vynil Cover
3	5502610	Rubber Mat
4	7012080	Dust Cover Ass'y
	9122012	Poryethylene Cover (For Dust Cover)
5	9022510	Stylofoam Packing
6	9112130	Vynil Cover (For Turntable)
7	9002520	Carton Case
	5996080	Curl Stopper

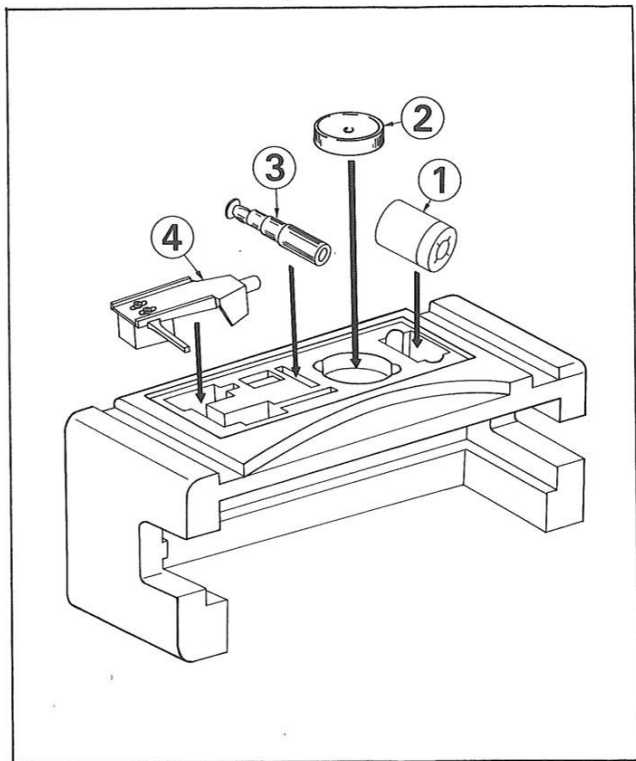
Parts List

Parts No.	Stock No.	Description
1	9012190	Inner Packing
2	9116600	Vynil Cover
3	7292110	Rubber Mat Ass'y
4	{7012060	Dust Cover Ass'y
	{9122012	Poryethylene Cover (For Dust Cover)
5	9082011	Accessory Parts Box
6	9022530	Stylofoam Packing
7	9112130	Vynil Cover (For Turntable)
8	{9002500	Carton Case
	{5996080	Curl Stopper

4. ACCESSORY PARTS LIST

*In Parts List below, there are three types A, B & C in same Parts No. When ordering parts, please refer to Notice on page 1.

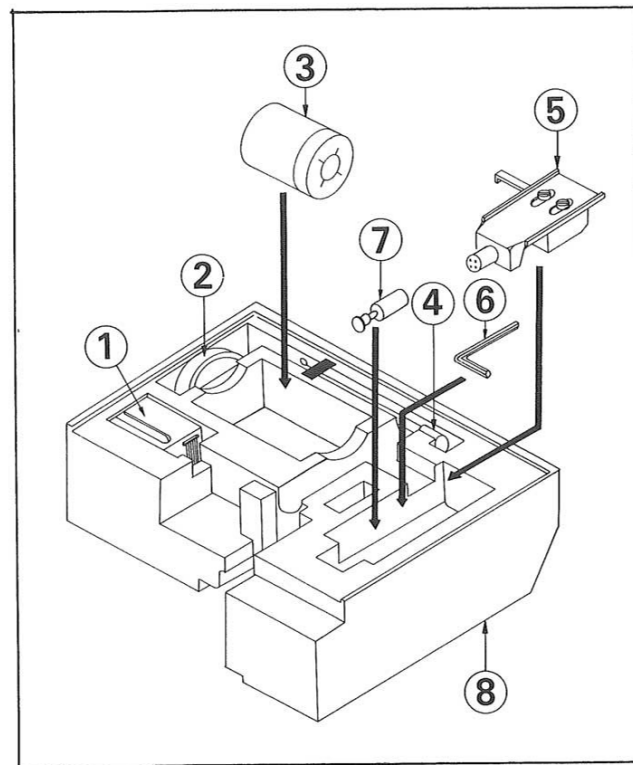
4-1. SR-222



Parts List

Parts No.	Stock No.	Description
1	6912430	Main Weight
2	6172040	45 r.p.m Adaptor
3	6142290	Capstan (50Hz)
	or	or
3	6142300	Capstan (60Hz)
		Not Included in Type B
4		Head Shell Ass'y
		Not Included in Type B, C
4	6642190	Head Shell
		Not Included in Type A
4	4310220	Cartridge (SV-37)
		Not Included in Type B, C
4	4940110	Stylus (SN-37)
		Not Included in Type B, C
	9392730	Caution Sheet
	9022520	Accessory Parts Lid
	9432012	Oil Feeder
	3810250	PU Output Cord
	9202330	Operating Instructions

4-2. SR-323



Parts List

Parts No.	Stock No.	Description
1	5242470	Cartridge Mounting Gauge
2	6172040	45 r.p.m Adaptor
3	6912400	Main Weight
4	6912380	I.F.C Ass'y
5		Head Shell Ass'y
		Not Included in Type B, C
5	6642130	Head Shell
		Not Included in Type A
5	4310300	Cartridge (SV-27A)
		Not Included in Type B, C
5	4940160	Stylus (SN-27A)
		Not Included in Type B, C
6	5192081	Hexagon Wrench
7	6142290	Capstan (50Hz)
	or	or
7	6142300	Capstan (60Hz)
		Not Included in Type B
8	9082011	Accessory Parts Box
	9022490	Accessory Parts Box Lid
	9392730	Caution Sheet
	9432012	Oil Feeder
	3810220	PU Output Cord
	9202350	Operating Instructions



SANSUI ELECTRIC CO., LTD.
14-1, 2-chome, Izumi, Suginamiku, Tokyo 168, Japan
TELEPHONE: (03) 323-1111 / TELEX: 232-2076