


# SERVICE MANUAL

## TWO-SPEED BELT-DRIVE AUTO-RETURN TURNTABLE **SANSUI SR-B200/B200S**



### Specifications

Type . . . . .	Two-speed belt-driven
Speeds . . . . .	33-1/3, 45 rpm
Platter . . . . .	Aluminum alloy die-cast 300 mm (11-13/16") diameter
Motor . . . . .	Four-pole synchronous type
Wow and flutter . . .	0.07 % (W.R.M.S.)
S/N . . . . .	Better than 50 dB (IEC-B)
Rumble . . . . .	Better than 65 dB (DIN-B)
Tonearm	
Tonearm length . . .	210 mm (8-5/16")
Overhang . . . . .	11 mm (7/16")
Applicable cartridge weight	
. . . . .	4 to 8 g
Dimensions . . . . .	454 mm (17-7/8") W 130 mm (5-1/8") H 367 mm (14-9/16") D
Weight . . . . .	4.8 kg (10.6 lbs) net 6.4 kg (14.1 lbs) packed
Power consumption . .	10 W

Specifications of the cartridge (applicable only to the units with cartridge)

#### Model SC-37

Type . . . . .	Induced magnet type
Frequency response . .	20 ~ 20,000 Hz
Output voltage . . . . .	3.5 mV per channel (1,000 Hz, 50 mm/sec)
Load impedance . . . . .	47 k $\Omega$
Tracking force . . . . .	2.5 g
Stylus . . . . .	0.5 mil, diamond spherical (SN-37)

#### Model SV-43

Type . . . . .	Dual magnet
Frequency response . .	10 ~ 20,000 Hz
Output voltage . . . . .	3.3 mV per channel (1,000 Hz, 50 mm/sec)
Load impedance . . . . .	47 k $\Omega$
Tracking force . . . . .	2.0 g
Stylus . . . . .	0.5 mil, diamond spherical (SN-43)

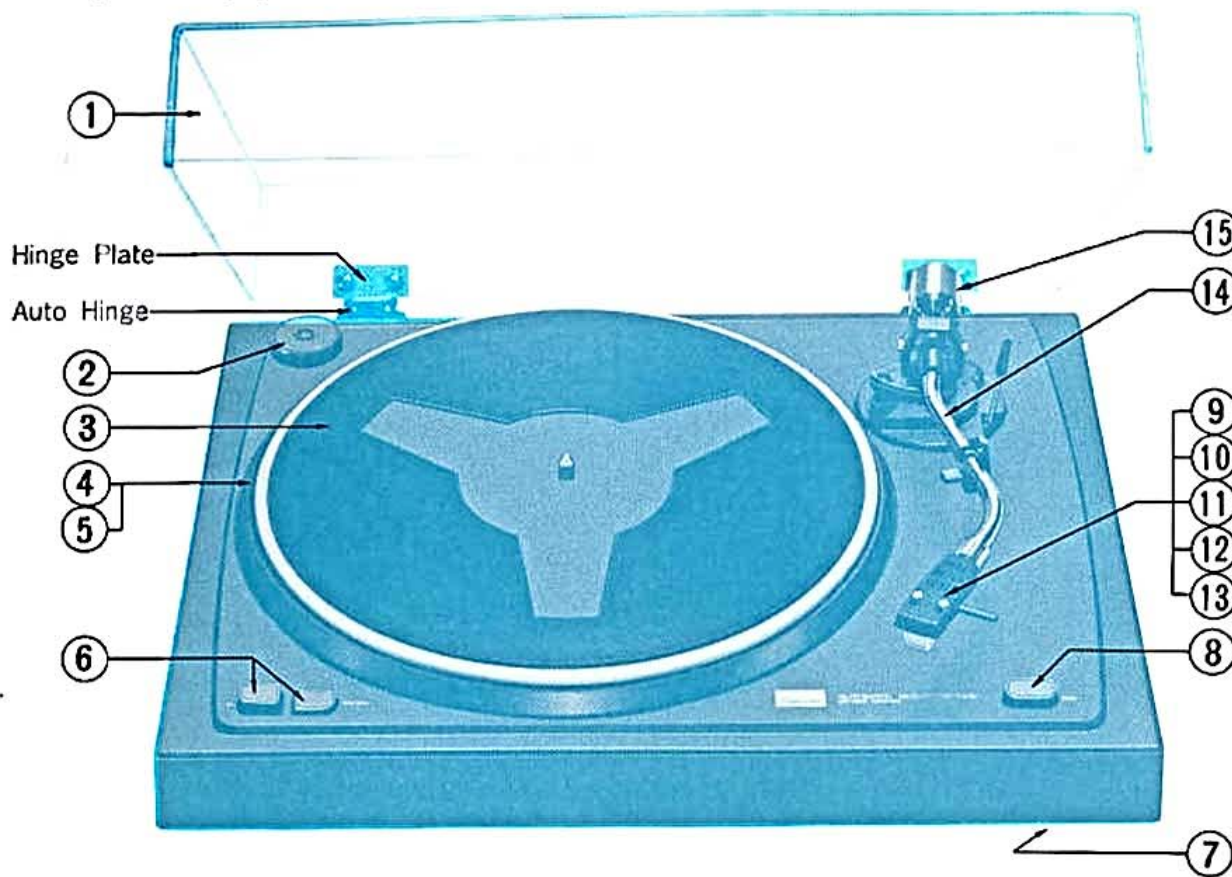
Design and specifications subject to change without notice for improvements.

**Sansui**

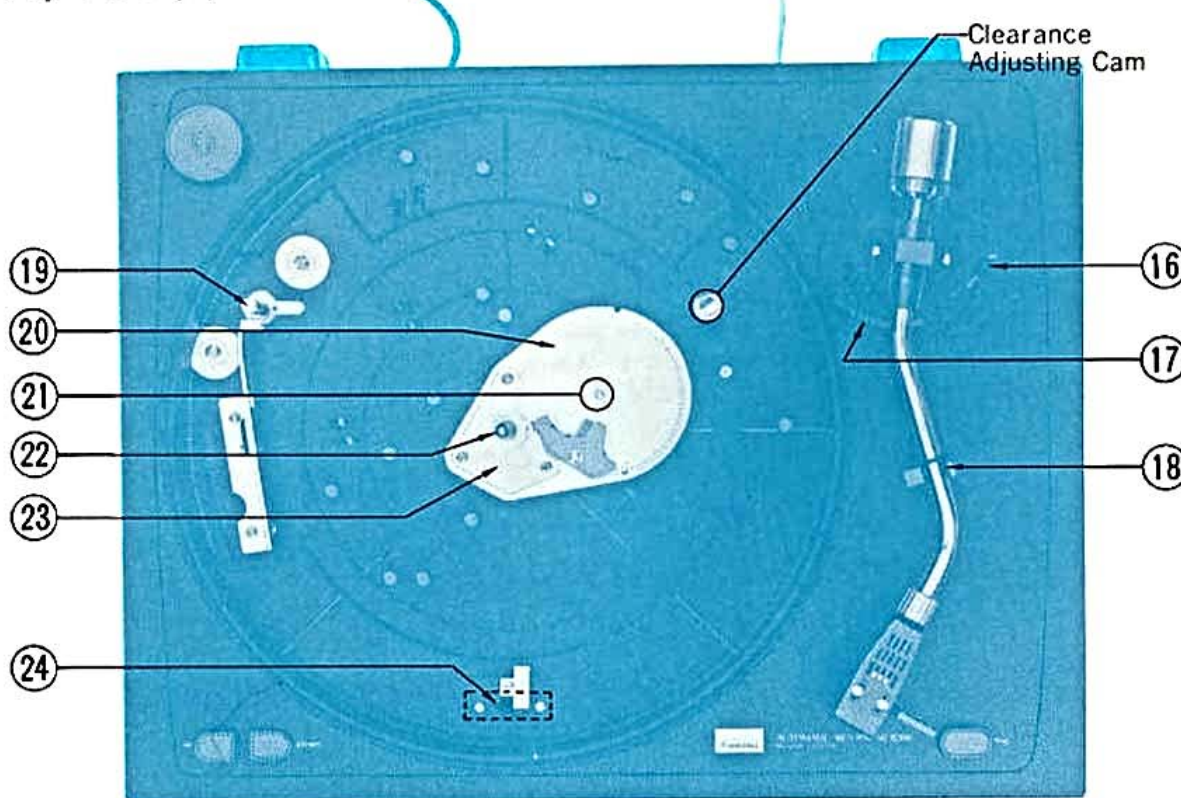
SANSUI ELECTRIC CO., LTD.

# 1. PARTS LOCATION & PARTS LIST

## 1-1. Top View (1)



## 1-2. Top View (2)



## Parts List <Top View (1), (2) & Bottom View>

Parts No.	Stock No.	Description
1	7012230	Dust Cover Ass'y (Dust Cover, Auto Hinge, Hinge Plate, Screw)
	6922390	Auto Hinge
	6922400	Hinge Plate
	5103462	P Type Screw, M4 x 8, Dust Cover
2	6172080	45 r.p.m. Adaptor
3	5502722	Rubber Mat, Platter
	5502812	Rubber Mat, Platter, (UL)
4	6112250	Platter
5	6032220	Belt
6	7102120	Push Knob Ass'y, speed selector
7	7172320	Bottom Plate Ass'y (with Rubber Foot)
	7072120	Rubber Foot
	5162590	BT Type Screw, M4 x 12, Bottom Plate
8	7102130	Push Knob Ass'y, Reject
	6903450	Coil Spring, Reject
9	6642340	Head Shell
10	4310220	Cartridge, SC-37 (XX, EU, AS)
	4310340	Cartridge, SV-43 (UL)
11	4940110	(Stylus, Screw Ass'y, Stylus Cover)
	4940220	Stylus, SN-37
	4940220	Stylus, SN-43
12	5012070	Stylus Cover, SC-37
	5012080	Stylus Cover, SV-43
13	5192150	Screw Ass'y, SC-37
	5192170	Screw Ass'y, SV-43
		(Cartridge, Stylus, Stylus Cover, and Screw Ass'y are not included in the unit stamped ⓔ on carton case)
14	7092850	Tonearm Ass'y (without Head Shell, Main Weight)
15	6912650	Main Weight
16	7052430	Lever Ass'y, Lifter
17	7082330	Tonearm Guide Ass'y
	6903480	Coil Spring
	5103446	P Type Screw, M3 x 12, Tonearm Guide
18	6622290	Arm Rest
19	6142380	Capstan, 50 Hz
	6142390	Capstan, 60 Hz
20	7062360	Main Gear Ass'y
	7062370	Main Gear Sub Ass'y
	6422090	Auto Clutch
	6422100	Clutch Guide
	5151004	E Type Washer 3φ
21	5151004	E Type Washer 3φ
22	7032120	Spindle Ass'y, turntable
23	7042100	Spindle Base Ass'y
	5103542	PT Type Screw M3 x 8
24	1110100	Slide Switch, Voltage Selector, (XX)
	5103044	P Type Screw M3 x 8
25	5503000	Rubber Cushion
26	5183110	P Type Washer 3.2φ
27	5182290	CS Ring 3φ
28	4320670	Motor (XX)
	4320680	Motor (UL, CS)
	4320660	Motor (EU, BS, AS)
29	5120141	P Type Washer 3φ
30	5182290	CS Ring 3φ
31	6012550	Speed Change Cam
32	6903510	Helical Spring
33	5120141	P Type Washer 3φ
34	5110241	Nut M3 x 2.4, Arm Rest
35	6903460	Linkage Wire, Reject
36	6503040	Reject Lever (1)
37	5183130	P Type Washer 3.2φ
38	5182290	CS Ring 3φ
39	5183120	P Type Washer 3.2φ Nylon
40	5183070	E Type Washer 3.2φ
41	6903500	Stopper, Turntable Spindle
42	5151004	E Type Washer 3φ
43	6503030	Reject Lever (2)
44	6503050	Return Arm
45	6322010	Steel Ball
46	6632210	Return Arm Base
47	5103544	PT Type Screw M3 x 12
48	5183130	P Type Washer 3.2φ
49	5151002	E Type Washer 2φ
50	5183100	P Type Washer 5.2φ
51	5151004	E Type Washer 3φ
52	6903490	Helical Spring
53	1160290	Micro Switch (XX, UL, CS)
	1160280	Micro Switch (EU, BS, AS)
54	5103028	P Type Screw M2.6 x 14 (XX, UL, CS)
	5162860	P Type Screw M2.6 x 14 (EU, BS, AS)
55	7052440	PU Plate Ass'y (with Coil Spring)
	6903520	Coil Spring, PU Plate Ass'y
56	6632220	Elevation Arm
57	6202580	Elevation Spindle
58	6903470	Coil Spring
59	5151004	E Type Washer 3φ
60	7902690	Output Cord
	7902700	Output Cord (UL)
61	3800470, 1	Power Cord (XX, UL, CS)
	3800450	Power Cord (EU)
	3800430	Power Cord (BS)
	3800041	Power Cord (AS)
62	3910600	Strain Relief (XX, UL, CS)
	3910790	Strain Relief (EU)
	3910800	Strain Relief (BS)
	3910810	Strain Relief (AS)
63	0609005	Oil Capacitor, 0.047μF 1500WV (XX)
	0609006	Mylar Capacitor, 0.047μF 125V (UL)
	0609007	Mylar Capacitor, 0.047μF 125V (CS)
	0609008	Mylar Capacitor, 0.022μF 250V (EU, BS, AS)

### Notes

**Note 1** SR-B200S is distinguished by its cabinet color of silver from SR-B200 of black.

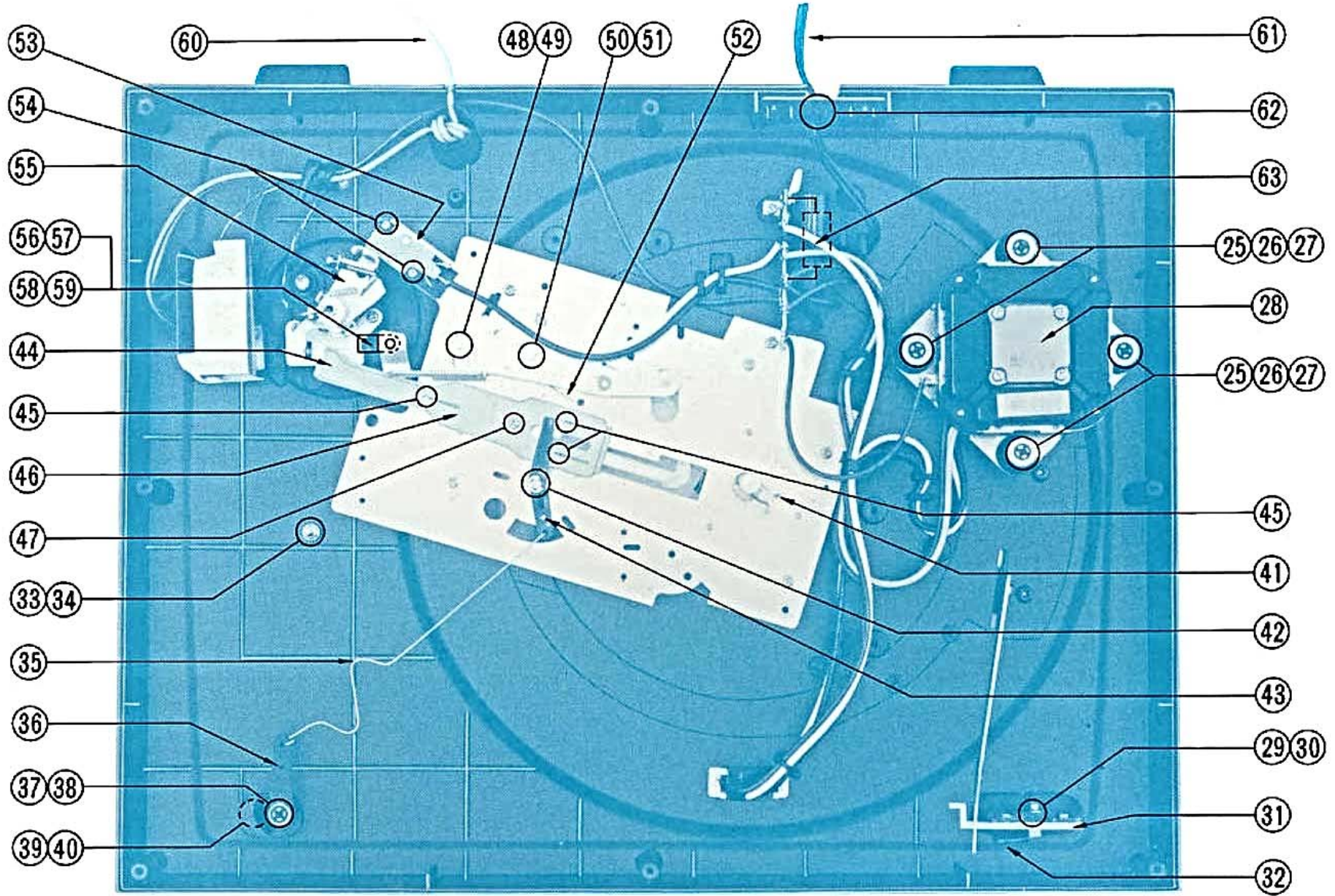
**Note 2** There are two types of units in SR-B200 and SR-B200S respectively. These units are so identified as following.

- 1) The unit with a cartridge.  
The level indicating replacement stylus (SN-37 or SN-43) is affixed on the cabinet near the tonearm.
  - 2) The unit without a cartridge.  
The mark ⓔ is stamped on the side of carton case.
- \* In particular area, either type of these units is sold.

**Note 3** As to U.L., C.S.A., B.S., ES, A.S. and xx marked in the Parts Lists, note the followings:  
 U.L., C.S.A. . . . . Parts used in the unit which is applicable to the U.S. and Canada under industrial standards.  
 B.S. . . . . . Parts used in the unit which is applicable to British under industrial standards.  
 E.U. . . . . . Parts used in the unit which is applicable to Sweden, Denmark, Norway, Finland, West Germany, and Switzerland under industrial standards.  
 A.S. . . . . . Parts used in the unit which is applicable to Australia under industrial standards.  
 XX . . . . . . Parts used in the unit which is applicable to other countries excepting mentioned above.

\* In this parts list, those parts with no above mark in the place of Description are all the same as XX marked parts.

### 1-3. Bottom View



## 2. OPERATION OF AUTO MECHANISM

- 1) In case that the tonearm is left off the arm rest, the PU plate will leave from the micro switch, then the turntable will be automatically switched ON so that the platter will start rotating.
- 2) While playing a disk, the return arm is pushed by the PU plate and moves slowly toward the main gear. When the stylus reaches the lead-out groove (See Fig. 2-1), the return arm will push the clutch guide and the auto clutch will engage with the T.T. gear, then the main gear will start rotating.
- 3) As soon as the main gear starts rotating, the switch-fixing board will move in the direction shown by arrow "A" (See Fig. 2-2) and the elevation spindle of the

tonearm guide will be pushed up by the off-set "B" (elongated "Z"-bend) of the switch-fixing board, so that the tonearm will be lifted up.

- 4) After 1/3 revolution of the main gear, the return cam "C" on the lower side of main gear will start pushing the return bar "D" on the upper side of return arm, then PU plate will rotate in such a direction that the tonearm will return to the arm rest.
- 5) Just before completing one revolution of the main gear, the switch-fixing board will return to the former position and the micro switch will be pushed by the PU plate, so the power will be turned off.

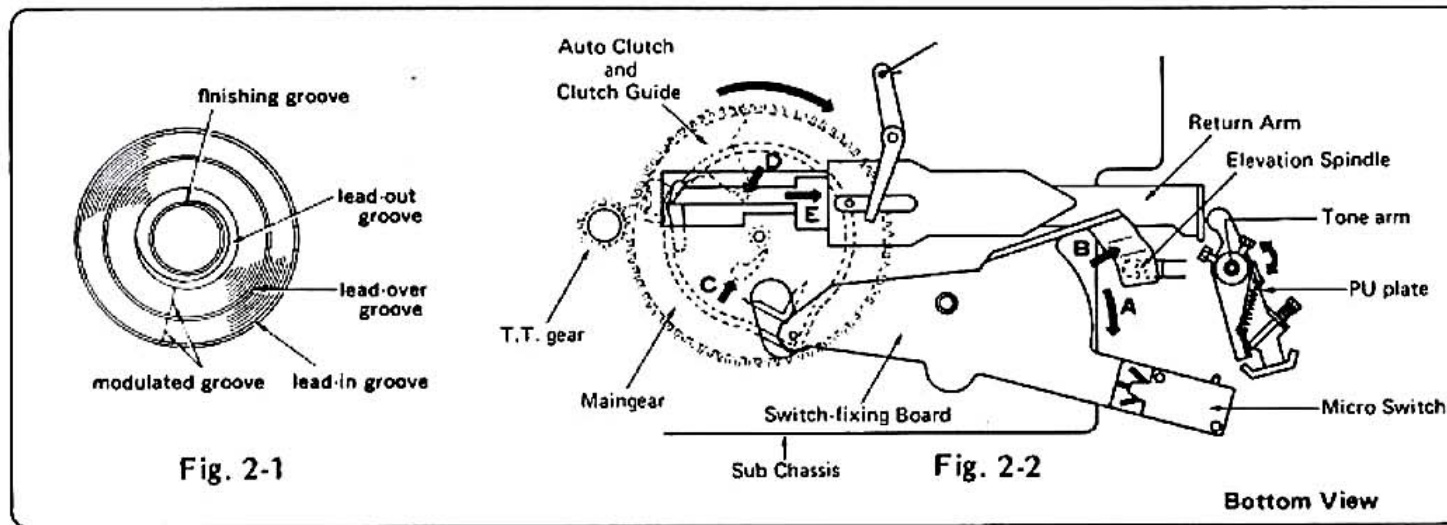


Fig. 2-1

Fig. 2-2

Bottom View

## 3. MOTOR REPLACEMENT

- 1) Cut 4 CS rings (See Bottom View, Parts No. 27).
- 2) Remove the motor mounting board together with the motor.
- 3) Remove 4 screws fixing the motor to the motor mounting board.

\* 4 CS rings are required in case of motor replacement.

### Abbreviations

1. Pan Head Tapping Screw ... PT Type	4. Pan Head SEMS A Screw ... PSA Type	7. Binding Head Screw ... B Type	10. Round Head Wood Screw ... RH Type	13. Spring Washer ... S Type
2. Washer Head Tapping Screw ... WT Type	5. Pan Head SEMS B Screw ... PSB Type	8. Flat Countersunk Head Screw ... F Type	11. Hex. Socket Setscrew ... SC Type	14. Plain Washer ... P Type
3. Pan Head Screw ... P Type	6. Binding Head SEMS F Screw ... BSF Type	9. Flat Countersunk Wood Screw ... FC Type	12. Slot Type Setscrew ... SS Type	15. Retaining Ring (E Washer) ... E Type

## 4. ADJUSTMENTS

### 4-1. Adjustment of the Auto Return

- 1) The adjusting screw in Fig. 4-1 is one to adjust the position of Auto Return when stylus reaches lead-out groove.
- 2) Make adjustment of the screw in such a way that stylus lifts up automatically around the middle way of lead-out groove.  
Namely turn the adjusting screw clockwise is for leading and counterclockwise is for lagging.
- 3) After adjusting the screw properly, check its operation a few times.  
\* Apply the locking paint in place to the screw after adjustment.

**4-2. Adjustment of the Clearance between PU plate and Micro Switch.**  
After replacing the micro switch, adjust the clearance between PU plate and micro switch (See Fig. 4-1) to be approximately 0.3 mm at the tonearm on the arm rest by the clearance adjusting cam (See Top View (2)).

- \* Excessive turn of the clearance adjusting cam may cause rubbing the main gear against the T.T. gear.

### 4-3. Adjustment of cartridge mounting position.

Adjust the cartridge mounting position as shown in Fig. 4-2.

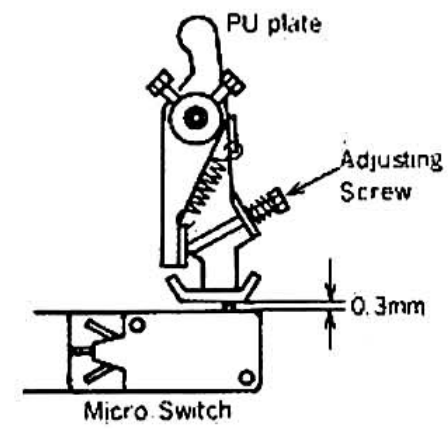


Fig. 4-1

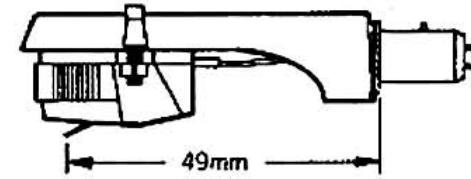


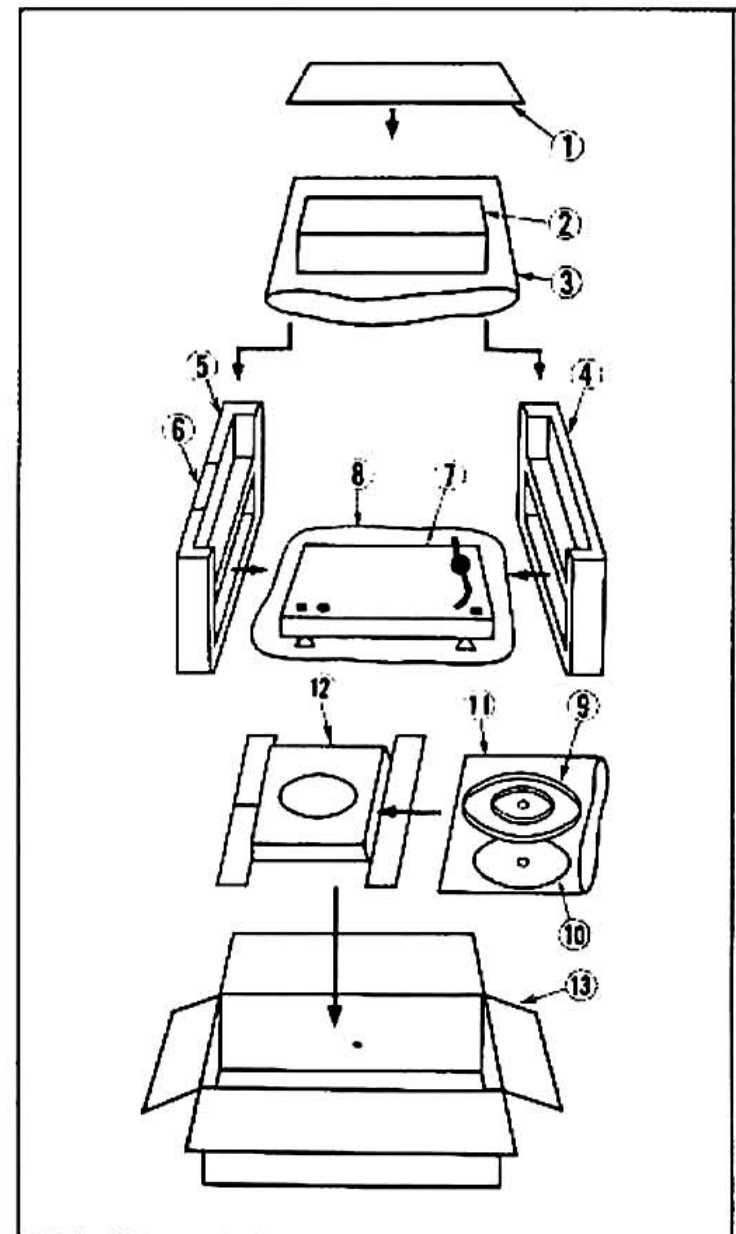
Fig. 4-2

## 5. PACKING LIST

Parts No.	Stock No.	Description
1	9012340	Corrugated Board
2	7012230	Dust Cover
3	9112260	Polyethylene Bag
4	9022700	Inner Packing (R)
5	9022710	Inner Packing (L)
6	9082160	Corrugated Board
7	-----	Turntable
8	9122150	Polyethylene Sheet
9	6112250	Platter
10	5502722	Rubber Mat, Platter
	5502812	Rubber Mat, Platter (UL)
11	9116600	Polyethylene Bag
12	9012350	Corrugated Board
13	9002930	Carton Case, SR-B200
	9002940	Carton Case, SR-B200S

## 6. ACCESSORY PARTS LIST

Stock No.	Description
6642340	Head Shell
4310220	Cartridge SC-37 (XX, EU, ASI)
4310340	Cartridge SV-43 (UL)
4940110	Stylus SN-37
4940220	Stylus SN-43
5012070	Stylus Cover, SC-37
5012080	Stylus Cover, SV-43
5192150	Screw Ass'y, SC-37
5192170	Screw Ass'y, SV-43
	(Cartridge, Stylus, Stylus Cover, and Screw Ass'y are not included in the unit stamped (E) on carton case)
6912650	Main Weight
6172080	45 r.p.m. Adaptor
6142380	Capstan 50 Hz (XXI)
	or
6142390	Capstan 60 Hz (XXI)
9204990	Operating Instruction



SANSUI ELECTRONICS CORPORATION: 1250 Valley Brook Ave. Lyndhurst, N.J. 07071 U.S.A.

333 West Alondra Blvd. Gardena, California 90247 U.S.A.

3036 Koapaka St. Honolulu, Hawaii 96819 U.S.A.

North Trade Bldg (9th floor) Noorderlaan 133-Bus 1, 2030 Antwerp, Belgium

Arabella center, 6 Frankfurt AM Main, Lyoner Strasse 44-48, West Germany

SANSUI ELECTRIC COMPANY LTD.: 14-1, Izumi 2-chome, Suginamiku, Tokyo 168 Japan PHONE: (03) 323-1111/TELEX: 232-2076

**Sansui**

SANSUI AUDIO EUROPE N.V.:

SNASUI AUDIO EUROPE S.A.: