

# STR-DA4ES/DA7ES/VA333ES

## SERVICE MANUAL

SONY-10071

Ver 1.0 2002.07

*US Model*  
*Canadian Model*  
 STR-DA4ES/DA7ES  
*AEP Model*  
*E Model*  
 STR-VA333ES




Photo: STR-VA333ES

This receiver incorporates Dolby\* Digital and Pro Logic Surround and the DTS\*\* Digital Surround System.

\* Manufactured under license from Dolby Laboratories.

"Dolby", "Pro Logic" and the double-D symbol are trademarks of Dolby Laboratories.

\*\* "DTS", "DTS-ES Extended Surround" and "Neo: 6" are trademarks of Digital Theater Systems, Inc.

### SPECIFICATIONS

#### STR-DA4ES/DA7ES AUDIO POWER SPECIFICATIONS

#### POWER OUTPUT AND TOTAL HARMONIC DISTORTION:

With 8 ohm loads, both channels driven, from 20 – 20,000 Hz; rated DA4ES: 110, DA7ES: 120 watts per channel minimum RMS power, with no more than 0.05 % total harmonic distortion from 250 milliwatts to rated output.

#### AMPLIFIER SECTION

##### POWER OUTPUT

##### Rated Power Output at Stereo Mode

(8 ohms 20 Hz – 20 kHz, THD 0.05 %)

STR-DA7ES: 120 W + 120 W

STR-DA4ES: 110 W + 110 W

(4 ohms 20 Hz – 20 kHz, THD 0.09 %)

STR-DA7ES: 100 W + 100 W

STR-DA4ES: 90 W + 90 W

#### Reference Power Output

(8 ohms 20 Hz – 20 kHz, THD 0.05 %)

STR-DA7ES: FRONT <sup>1)</sup>: 120 W + 120 W

CENTER <sup>1)</sup>: 120 W

SURR <sup>1)</sup>: 120 W + 120 W

SURR BACK <sup>1)</sup>: 120 W + 120 W

STR-DA4ES: FRONT <sup>1)</sup>: 110 W + 110 W

CENTER <sup>1)</sup>: 110 W

SURR <sup>1)</sup>: 110 W + 110 W

SURR BACK <sup>1)</sup>: 110 W + 110 W

(4 ohms 20 Hz – 20 kHz, THD 0.09 %)

STR-DA7ES: FRONT <sup>1)</sup>: 100 W + 100 W

CENTER <sup>1)</sup>: 100 W

SURR <sup>1)</sup>: 100 W + 100 W

SURR BACK <sup>1)</sup>: 100 W + 100 W

STR-DA4ES: FRONT <sup>1)</sup>: 90 W + 90 W

CENTER <sup>1)</sup>: 90 W

SURR <sup>1)</sup>: 90 W + 90 W

SURR BACK <sup>1)</sup>: 90 W + 90 W

1) Depending on the sound field settings and the source, there may be no sound output.

– Continued on next page –

## FM STEREO FM-AM RECEIVER

9-874-082-01  
 2002G0400-1  
 © 2002.07

**Sony Corporation**  
 Home Audio Company  
 Published by Sony Engineering Corporation

# SONY®

## STR-DA4ES/DA7ES/VA333ES

### Frequency response

PHONO	RIAA equalization curve ±0.5 dB
CD/SACD, TAPE, MD/DAT, TV/SAT, DVD/LD, VIDEO 1, 2, 3	10 Hz – 100 kHz +0.5/-2 dB (with sound field, equalizer, and bass boost bypassed)

### Inputs (Analog)

PHONO	Sensitivity: 2.5 mV Impedance: 50 kilohms S/N <sup>2)</sup> : 86 dB (A, 2.5 mV <sup>3)</sup> )
MULTI CHANNEL IN 1, 2, CD/SACD, TAPE, MD/DAT, DVD/LD, TV/SAT, VIDEO 1, 2, 3	Sensitivity: 150 mV Impedance: 50 kilohms S/N <sup>2)</sup> : 100 dB (A, 150 mV <sup>3)</sup> )

2) INPUT SHORT.

3) Weighted network, input level.

### Inputs (Digital)

CD/SACD, DVD/LD (Coaxial)	Sensitivity: – Impedance: 75 ohms S/N: 100 dB (A, 20 kHz LPF)
CD/SACD, DVD/LD, TV/SAT, MD/DAT (Optical)	Sensitivity: – Impedance: – S/N: 100 dB (A, 20 kHz LPF)

### Outputs

TAPE, MD/DAT (REC OUT), VIDEO 1, 2 (AUDIO OUT)	Voltage: 150 mV Impedance: 10 kilohms
FRONT L/R, CENTER, SURROUND L/R, SURROUND BACK L/R, SUB WOOFER	Voltage: 2 V Impedance: 1 kilohms

### EQ

BASS:	99 Hz~1.0 kHz (21 steps)
MID (FRONT L/R, CENTER only):	198 Hz~10 kHz (36 steps)
TREBLE:	1.0 kHz~10 kHz (23 steps)
Gain levels:	±10 dB, 0.5 dB step

### FM TUNER SECTION

<b>Tuning range</b>	87.5 - 108.0 MHz
<b>Antenna terminals</b>	75 ohms, unbalanced
<b>Sensitivity</b>	
Mono:	18.3 dBf, 2.2 μV/75 ohms
Stereo:	38.3 dBf, 22.5 μV/75 ohms
<b>Usable sensitivity</b>	11.2 dBf, 1 μV/75 ohms

### S/N

Mono:	76 dB
Stereo:	70 dB

### Harmonic distortion at 1 kHz

Mono:	0.3%
Stereo:	0.5%

**Separation** 45 dB at 1 kHz

**Frequency response** 30 Hz – 15 kHz,  
+0.5/-2 dB

**Selectivity** 60 dB at 400 kHz

### AM TUNER SECTION

**Tuning range**  
With 10-kHz tuning scale: 530 – 1710 kHz<sup>4)</sup>  
With 9-kHz tuning scale: 531 – 1710 kHz<sup>4)</sup>

**Antenna** Loop antenna

**Usable sensitivity** 50 dB/m (at 1,000 kHz or  
999 kHz)

**S/N** 54 dB (at 50 mV/m)

**Harmonic distortion** 0.5 % (50 mV/m,  
400 kHz)

### Selectivity

At 9 kHz:	35 dB
At 10 kHz:	40 dB

4) You can change the AM tuning scale to 9 kHz or 10 kHz. After tuning in any AM station, turn off the receiver. Hold down TUNING + and press I/⏏. All preset stations will be erased when you change the tuning scale. To reset the scale to 10 kHz (or 9 kHz), repeat the procedure.

### VIDEO SECTION

#### Inputs/Output

Video:	1 Vp-p, 75 ohms
S-video:	Y: 1 Vp-p, 75 ohms C: 0.286 Vp-p, 75 ohms
COMPONENT VIDEO:	Y: 1 Vp-p, 75 ohms B-Y: 0.7 Vp-p, 75 ohms R-Y: 0.7 Vp-p, 75 ohms

**STR-DA4ES/DA7ES/VA333ES****REMOTE CONTROL RM-US105A****(STR-DA7ES only)**

<b>Remote control system</b>	Infrared control
<b>Power requirements</b>	3 V DC with two R6 (size-AA) batteries
<b>Dimensions</b>	210 × 45 × 25 mm
<b>Mass (approx.)</b>	95 g excluding batteries

**GENERAL**

**Power requirements** 120 V AC, 60 Hz

**Power consumption**

Models of area code U

STR-DA7ES:	450 W
STR-DA4ES:	420 W

Models of area code CA

STR-DA7ES:	490 VA
STR-DA4ES:	470 VA

**Power consumption (during standby mode)**

1 W

<b>AC outlets</b>	2 switched, 120 W/1A
<b>Dimensions</b>	430 × 174 × 465 mm including projecting parts and controls

**Mass (Approx.)**

STR-DA7ES:	21.0 kg
STR-DA4ES:	21.0 kg

**Supplied accessories**

- FM wire antenna (1)
- AM loop antenna (1)
- Audio/video/control S cord (1)
- Control S cord (mini jack) (1)
- STR-DA7ES only;
  - Remote commander RM-TP1 (1)
  - Base unit RMB-TP1 (1 for RM-TP1)
  - AC adapter (1 for RM-TP1)
  - Remote commander RM-US105A (1)
  - R6 (size-AA) batteries (2)
- STR-DA4ES only;
  - Remote commander RM-LP211 (1)
  - LR6 (size-AA) batteries (3)

Design and specifications are subject to change without notice.

**STR-VA333ES****AMPLIFIER SECTION****Models of area code TW:****Power Output**

(8 ohms 20 Hz – 20 kHz, THD 0.05 %)	100 W + 100 W
(4 ohms 20 Hz – 20 kHz, THD 0.09 %)	90 W + 90 W

**Reference Power Output**

(8 ohms 20 Hz – 20 kHz, THD 0.05 %)	FRONT <sup>1)</sup> : 100 W + 100 W
	CENTER <sup>1)</sup> : 100 W
	SURR <sup>1)</sup> : 100 W + 100 W
	SURR BACK <sup>1)</sup> : 100 W + 100 W
(4 ohms 20 Hz – 20 kHz, THD 0.09 %)	FRONT <sup>1)</sup> : 90 W + 90 W
	CENTER <sup>1)</sup> : 90 W
	SURR <sup>1)</sup> : 90 W + 90 W
	SURR BACK <sup>1)</sup> : 90 W + 90 W

1) Depending on the sound field settings and the source, there may be no sound output.

**Models of area code CEL, KR:****Power Output**

(8 ohms 1 kHz, THD 0.7 %)	100 W + 100 W <sup>2)</sup>
	90 W + 90 W <sup>3)</sup>
(4 ohms 1 kHz, THD 0.7 %)	90 W + 90 W <sup>2)</sup>
	80 W + 80 W <sup>3)</sup>

**Reference Power Output**

(8 ohms 1 kHz, THD 0.7 %)	FRONT <sup>4)</sup> : 100 W + 100 W
	CENTER <sup>4)</sup> : 100 W
	SURR <sup>4)</sup> : 100 W + 100 W
	SURR BACK <sup>4)</sup> : 100 W + 100 W
(4 ohms 1 kHz, THD 0.7 %)	FRONT <sup>4)</sup> : 90 W + 90 W
	CENTER <sup>4)</sup> : 90 W
	SURR <sup>4)</sup> : 90 W + 90 W
	SURR BACK <sup>4)</sup> : 90 W + 90 W
(8 ohms 20 Hz – 20 kHz, THD 0.05 %)	FRONT <sup>4)</sup> : 90 W + 90 W
	CENTER <sup>4)</sup> : 90 W
	SURR <sup>4)</sup> : 90 W + 90 W
	SURR BACK <sup>4)</sup> : 90 W + 90 W
(4 ohms 20 Hz – 20 kHz, THD 0.05 %)	FRONT <sup>4)</sup> : 80 W + 80 W
	CENTER <sup>4)</sup> : 80 W
	SURR <sup>4)</sup> : 80 W + 80 W
	SURR BACK <sup>4)</sup> : 80 W + 80 W

2) Measured under the following conditions:

Models of area code CEL: 230 V AC, 50 Hz

3) Measured under the following conditions:

Models of area code KR: 220 V AC, 60 Hz

4) Depending on the sound field settings and the source, there may be no sound output.

**STR-DA4ES/DA7ES/VA333ES****Frequency response**

PHONO	RIAA equalization curve ±0.5 dB
CD/SACD, TAPE, MD/DAT, TV/SAT, DVD/LD, VIDEO 1, 2, 3	10 Hz – 100 kHz +0.5/–2 dB (with sound field, equalizer, and bass boost bypassed)

**Inputs (Analog)**

PHONO	Sensitivity: 2.5 mV Impedance: 50 kilohms S/N <sup>5)</sup> : 86 dB (A, 2.5 mV <sup>6)</sup> )
MULTI CHANNEL IN 1, 2, CD/SACD, TAPE, MD/DAT, DVD/LD, TV/SAT, VIDEO 1, 2, 3	Sensitivity: 150 mV Impedance: 50 kilohms S/N <sup>5)</sup> : 100 dB (A, 150 mV <sup>6)</sup> )

5) INPUT SHORT.

6) Weighted network, input level.

**Inputs (Digital)**

CD/SACD, DVD/LD (Coaxial)	Sensitivity: – Impedance: 75 ohms S/N: 100 dB (A, 20 kHz LPF)
CD/SACD, DVD/LD, TV/SAT, MD/DAT (Optical)	Sensitivity: – Impedance: – S/N: 100 dB (A, 20 kHz LPF)

**Outputs**

TAPE, MD/DAT (REC OUT), VIDEO 1, 2 (AUDIO OUT)	Voltage: 150 mV Impedance: 10 kilohms
FRONT L/R, CENTER, SURROUND L/R, SURROUND BACK L/R, SUB WOOFER	Voltage: 2 V Impedance: 1 kilohms

**EQ**

BASS:	99 Hz~1.0 kHz (21 steps)
MID (FRONT L/R, CENTER only):	198 Hz~10 kHz (36 steps)
TREBLE:	1.0 kHz~10 kHz (23 steps)
Gain levels:	±10 dB, 0.5 dB step

**FM TUNER SECTION**

<b>Tuning range</b>	87.5 – 108.0 MHz
<b>Antenna terminals</b>	75 ohms, unbalanced
<b>Sensitivity</b>	
Mono:	18.3 dBf, 2.2 μV/75 ohms
Stereo:	38.3 dBf, 22.5 μV/75 ohms
<b>Usable sensitivity</b>	11.2 dBf, 1 μV/75 ohms
<b>S/N</b>	
Mono:	76 dB
Stereo:	70 dB
<b>Harmonic distortion at 1 kHz</b>	
Mono:	0.3%
Stereo:	0.5%
<b>Separation</b>	45 dB at 1 kHz
<b>Frequency response</b>	30 Hz – 15 kHz, +0.5/–2 dB
<b>Selectivity</b>	60 dB at 400 kHz

**AM TUNER SECTION**

<b>Tuning range</b>	531 – 1602 kHz
<b>Antenna</b>	Loop antenna
<b>Usable sensitivity</b>	50 dB/m (at 999 kHz)
<b>S/N</b>	54 dB (at 50 mV/m)
<b>Harmonic distortion</b>	0.5 % (50 mV/m, 400 Hz)
<b>Selectivity</b>	35 dB

**VIDEO SECTION**

<b>Inputs/Outputs</b>	
Video:	1 Vp-p, 75 ohms
S-video:	Y: 1 Vp-p, 75 ohms C: 0.286 Vp-p, 75 ohms
COMPONENT VIDEO:	Y: 1 Vp-p, 75 ohms B-Y: 0.7 Vp-p, 75 ohms R-Y: 0.7 Vp-p, 75 ohms

## STR-DA4ES/DA7ES/VA333ES

**GENERAL****Power requirements**

Area code	Power requirements
CEL	230 V AC, 50/60 Hz
TW	110 V AC, 60 Hz
KR	220 V AC, 60 Hz

**Power consumption**

Area code	Power consumption
CEL, KR	390 W
TW	400 W (max. 1,000 W)

**Power consumption (during standby mode)**  
1 W

**AC outlets**

Area code	AC outlets
CEL	1 switched, 100 W
TW	2 switched, 100 W

**Dimensions** 430 × 175 × 465 mm  
including projecting parts  
and controls

**Mass (Approx.)** 21.0 kg

**Supplied accessories**


FM wire antenna (1)  
AM loop antenna (1)  
Remote commander RM-LP211 (1)  
LR6 (size-AA) batteries (3)

Design and specifications are subject to change  
without notice.

**MODEL IDENTIFICATION**

– BACK PANEL –

PART NO.

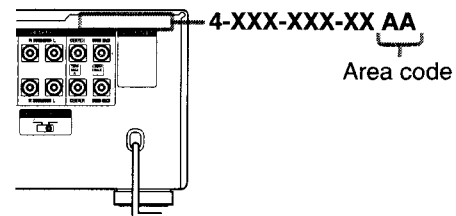


MODEL	PARTS No.
DA7ES: US model	4-240-816-0□
DA7ES: CND model	4-240-816-1□
DA4ES: US model	4-240-816-2□
DA4ES: CND model	4-240-816-3□
VA333ES: AEP model	4-240-816-4□
VA333ES: KR model	4-240-816-5□
VA333ES: TW model	4-240-816-6□

- Abbreviation  
CND : Canadian model  
KR : Korea model  
TW : Taiwan model

**AREA CODE****About area codes**

The area code of the receiver you purchased is shown on the lower portion of the rear panel (see the illustration below).



Any differences in operation, according to the area code, are clearly indicated in the text, for example, “Models of area code AA only”.

Fig. 1

**SAFETY-RELATED COMPONENT WARNING!!**

COMPONENTS IDENTIFIED BY MARK  $\triangle$  OR DOTTED LINE WITH MARK  $\triangle$  ON THE SCHEMATIC DIAGRAMS AND IN THE PARTS LIST ARE CRITICAL TO SAFE OPERATION. REPLACE THESE COMPONENTS WITH SONY PARTS WHOSE PART NUMBERS APPEAR AS SHOWN IN THIS MANUAL OR IN SUPPLEMENTS PUBLISHED BY SONY.

**ATTENTION AU COMPOSANT AYANT RAPPORT À LA SÉCURITÉ!**

LES COMPOSANTS IDENTIFÉS PAR UNE MARQUE  $\triangle$  SUR LES DIAGRAMMES SCHÉMATIQUES ET LA LISTE DES PIÈCES SONT CRITIQUES POUR LA SÉCURITÉ DE FONCTIONNEMENT. NE REMPLACER CES COMPOSANTS QUE PAR DES PIÈCES SONY DONT LES NUMÉROS SONT DONNÉS DANS CE MANUEL OU DANS LES SUPPLÉMENTS PUBLIÉS PAR SONY.

## STR-DA4ES/DA7ES/VA333ES

### SAFETY CHECK-OUT (US model only)

After correcting the original service problem, perform the following safety checks before releasing the set to the customer: Check the antenna terminals, metal trim, "metallized" knobs, screws, and all other exposed metal parts for AC leakage. Check leakage as described below.

#### LEAKAGE

The AC leakage from any exposed metal part to earth ground and from all exposed metal parts to any exposed metal part having a return to chassis, must not exceed 0.5 mA (500 microamperes). Leakage current can be measured by any one of three methods.

1. A commercial leakage tester, such as the Simpson 229 or RCA WT-540A. Follow the manufacturers' instructions to use these instruments.
2. A battery-operated AC milliammeter. The Data Precision 245 digital multimeter is suitable for this job.
3. Measuring the voltage drop across a resistor by means of a VOM or battery-operated AC voltmeter. The "limit" indication is 0.75 V, so analog meters must have an accurate low-voltage scale. The Simpson 250 and Sanwa SH-63Trd are examples of a passive VOM that is suitable. Nearly all battery operated digital multimeters that have a 2V AC range are suitable. (See Fig. A)

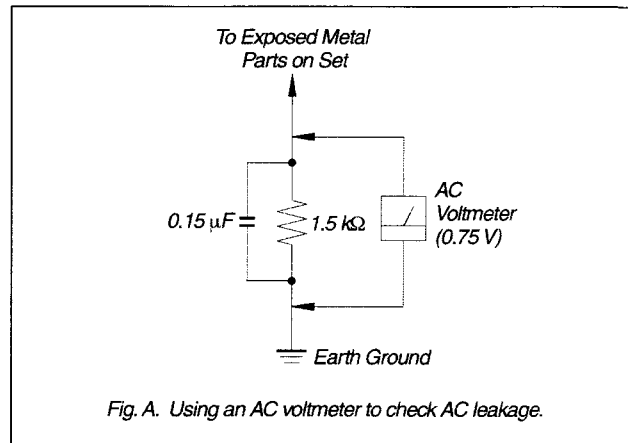


Fig. A. Using an AC voltmeter to check AC leakage.

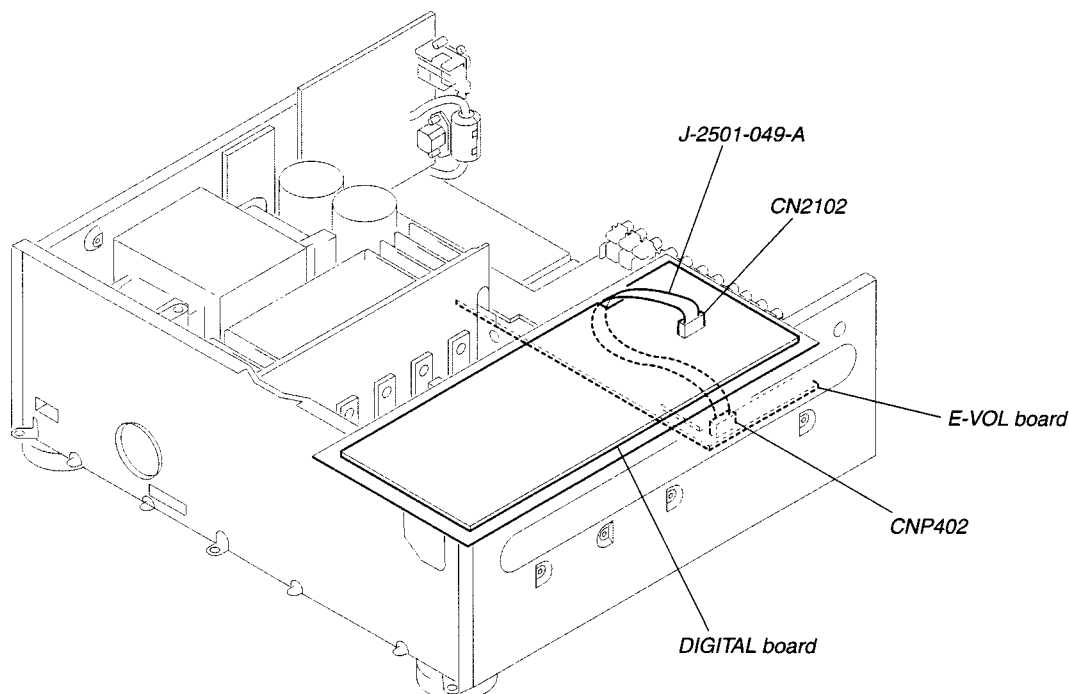
#### Notes on chip component replacement

- Never reuse a disconnected chip component.
- Notice that the minus side of a tantalum capacitor may be damaged by heat.

#### EXTENSION CABLE AND SERVICE POSITION

When repairing or serving this set, connect the jig (extension cable) as shown below.

- Connect the Digital board (CN2102) and the E-Vol board (CNP402) with the extension cable (Part No. J-2501-049-A).



**STR-DA4ES/DA7ES/VA333ES****TABLE OF CONTENTS**

<b>1. SERVICE NOTE</b> .....	8	<b>7. EXPLODED VIEWS</b>	
<b>2. GENERAL</b> .....	9	7-1. Case Section .....	72
<b>3. TEST MODE</b> .....	11	7-2. Front Panel Section (1) .....	73
<b>4. DISASSEMBLY</b>		7-3. Front Panel Section (2) .....	74
4-1. Case .....	12	7-4. Rear Section .....	75
4-2. Panel Assy .....	13	7-5. Chassis Section (1) .....	76
4-3. Bracket .....	13	7-6. Chassis Section (2) .....	77
4-4. Back Panel Section .....	14	<b>8. ELECTRICAL PARTS LIST</b> .....	78
4-5. Digital Board .....	14		
4-6. Input Board, E-vol Board .....	15		
4-7. A-class Board, Amp Board .....	15		
4-8. Ac Board, Cis Power Board .....	16		
4-9. Dc Board .....	16		
<b>5. ELECTRICAL ADJUSTMENTS</b> .....	17		
<b>6. DIAGRAMS</b>			
6-1. IC Pin Function .....	18		
6-2. Block Diagram –Audio Section– .....	22		
6-3. Block Diagram –Video Section– .....	23		
6-4. Block Diagram –Digital Section (1/2)– .....	24		
6-5. Block Diagram –Digital Section (2/2)– .....	25		
6-6. Block Diagram –Power Amp Section– .....	26		
6-7. Circuit Boards Location .....	27		
6-8. Schematic Diagram –Digital Section (1/7)– .....	29		
6-9. Schematic Diagram –Digital Section (2/7)– .....	30		
6-10. Schematic Diagram –Digital Section (3/7)– .....	31		
6-11. Schematic Diagram –Digital Section (4/7)– .....	32		
6-12. Schematic Diagram –Digital Section (5/7)– .....	33		
6-13. Schematic Diagram –Digital Section (6/7)– .....	34		
6-14. Schematic Diagram –Digital Section (7/7)– .....	35		
6-15. Printed Wiring Board –Digital Section– .....	36		
6-16. Printed Wiring Board –Input Section– .....	38		
6-17. Schematic Diagram –Input Section– .....	40		
6-18. Printed Wiring Boards –S-Video Section– .....	41		
6-19. Schematic Diagram –S-Video Section (1/2)– .....	42		
6-20. Schematic Diagram –S-Video Section (2/2)– .....	43		
6-21. Printed Wiring Boards –C-Video Section– .....	44		
6-22. Schematic Diagram –C-Video Section– .....	45		
6-23. Printed Wiring Boards –E-Vol Section– .....	46		
6-24. Schematic Diagram –E-Vol Section (1/2)– .....	48		
6-25. Schematic Diagram –E-Vol Section (2/2)– .....	49		
6-26. Printed Wiring Board –A-Class Section– .....	50		
6-27. Schematic Diagram –A-Class Section– .....	51		
6-28. Printed Wiring Board –CIS Section– .....	52		
6-29. Schematic Diagram –CIS Section– .....	53		
6-30. Printed Wiring Board –Up Convert Section– .....	54		
6-31. Schematic Diagram –Up Convert Section– .....	55		
6-32. Printed Wiring Board –Amp Section– .....	56		
6-33. Schematic Diagram –Amp Section– .....	57		
6-34. Printed Wiring Boards –Display Section– .....	58		
6-35. Schematic Diagram –Display Section– .....	59		
6-36. Printed Wiring Board –Digital input Section– .....	60		
6-37. Schematic Diagram –Digital input Section– .....	61		
6-38. Printed Wiring Boards –Speaker Section– .....	62		
6-39. Schematic Diagram –Speaker Section– .....	63		
6-40. Printed Wiring Boards –Power Section– .....	64		
6-41. Schematic Diagram –Power Section– .....	65		
6-42. IC Block Diagrams .....	66		

# STR-DA4ES/DA7ES/VA333ES

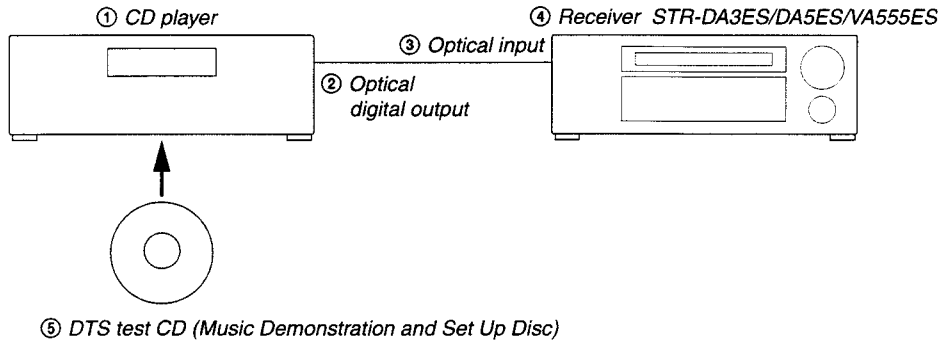
## SECTION 1 SERVICE NOTE

### DTS Decode Test

**• Required Instrument**

- CD player (equipped with optical digital output)
- Optical cable
- DTS test CD (J-2501-154-A)

**Connection:**



**Procedure:**

- Set the FUNCTION of the receiver to the CD position and confirm that "OPTICAL" and "CD" appear on the display.
- Insert the DTS test CD into the CD player and play the CD.
- About three seconds later, confirm that the receiver recognizes the optical signal and that the "DTS" and "dts [3/2]" are appear on the display. Confirm also that MULTI CHANNEL DECODING (blue lamp) flashes on the front panel.

**Set-Up**

Track No.	Contents	Time
6	1 kHz sine (All channels) Level Adjustment and Harmonic Distortion Analysis	1'00"
7	100 Hz sine (All channels) Verification of Signal and Subwoofer Testing	1'00"
8	C-Weighted Pink Noise-Left Front Channel	1'00"
9	C-Weighted Pink Noise-Center Channel	2'00"
10	C-Weighted Pink Noise-Right Front Channel	2'00"
11	C-Weighted Pink Noise-Right Rear Channel	2'00"
12	C-Weighted Pink Noise-Left Rear Channel	2'00"
13	C-Weighted Pink Noise-Subwoofer (LEE)	2'00"
14	C-Weighted Pink Noise-All Channels	2'00"
15	10 Hz to 20 kHz Sine Sweep An "All Channel" Frequency Response Test	2'00"
16	20 Hz to 160 Hz sine sweep A "Subwoofer" Low Frequency Response Test	2'00"

**Music Demonstration**

Track No.	Contents	Time
1	Seal : "Prayer for the Dying"	5'40"
2	Andrew Litton conducting The Dallas Symphony Orchestra & Chorus: Excerpt from Tchaikovsky: "1812 Overture"	4'16"
3	Alan Parsons with Christopher Cross: "So Far Away"	4'08"
4	Shoelss Joe: "The Bet"	3'29"
5	TELARC: "A Touch of Surround Madness"	6'42"

\* Track numbers from 8 to 14 are for Room Equalization and Channel Identification.

**Note:** Be careful about an electrical shock caused by remains of electrical potential.

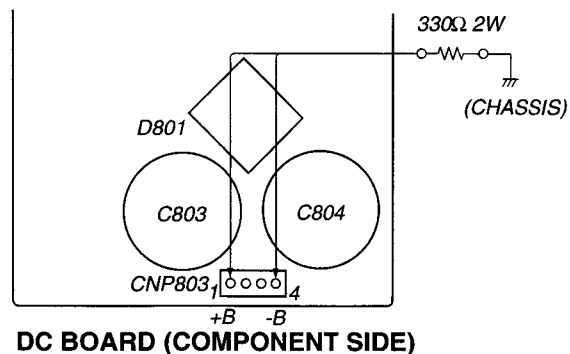
The following parts on DC board have the +B or -B electrical potential.

- Heat sink for rectifier diodes D801.
- Aluminium case of smoothing capacitor C803, 804.

The 40-60V electrical voltage remains in C803, 804 when the power turns off.  
Be sure to discharge in the following manner before servicing.

**Discharging**

- Pull out the power cord from the wall outlet.
- Connect 330 ohm 2W resistors between the heat sinks for CNP803 1pin and 4pin and chassis individually.
- Check the electrical potential drops fully, then start servicing.



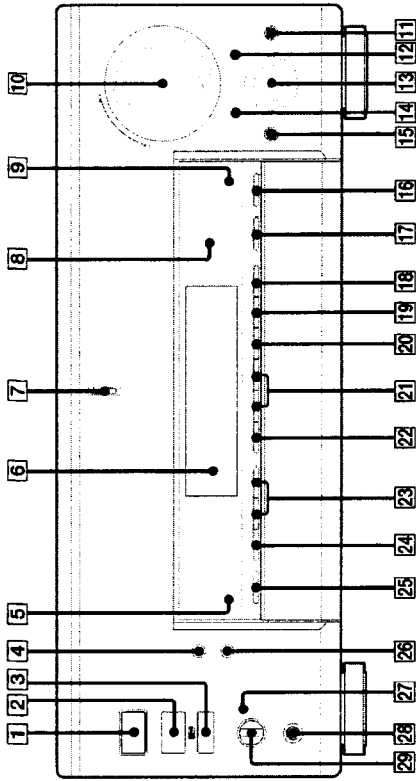


STR-DA4ES/DA7ES/VA333ES

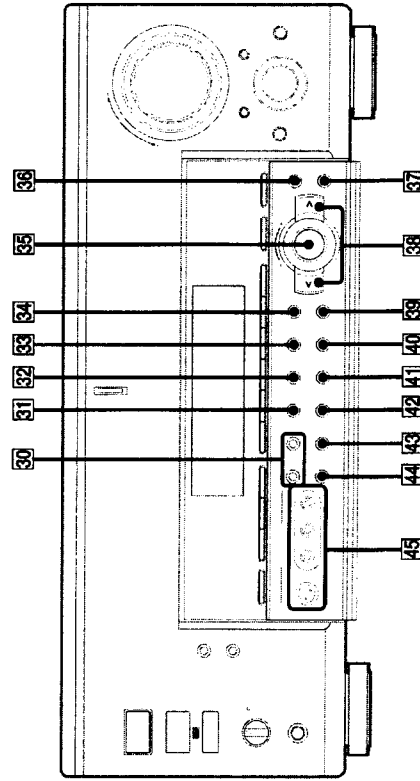
SECTION 2  
GENERAL

This section is extracted from instruction manual.

STR-DA4ES/DA7ES



Open the front door



Main unit

ALPHABETICAL ORDER

- A - I**
- ANALOG DIRECT **19** (34)
  - AUDIO SPLIT **14** (41)
  - AUTO DEC **22** (34)
  - CINEMA STUDIO EX **25** (35)
  - Cursor buttons (<>) **38** (21, 43-47, 57, 58)
  - CUSTOMIZE **40** (47, 58)
  - Digital Cinema Sound indicator **8**
  - DIMMER **29** (31)
  - DISPLAY **4** (31)
  - Display **6**
  - DOOR OPEN **15**
  - ENTER **37** (21, 46, 57, 58)
  - EQ **39** (45, 46)
  - EQ BANK **41** (45, 46)
  - FM/AM **24** (28)
  - FM MODE **44** (28)
  - FUNCTION **13** (27, 28, 30, 41, 42, 58)
  - INPUT MODE **12** (42)
  - IR emitter **3**
  - IR receptor **2**

J - V

- Jog dial **35** (21, 43-47, 57, 58)
- LEVEL **34** (44)
- MASTER VOLUME **10** (26, 27)
- MEMORY **43** (30)
- MODE +/- **21** (36, 37, 45)
- MULTI CHANNEL DECODING indicator **7**
- MUTING **11** (27)
- MULTI CH DIRECT **18** (28)
- NIGHT MODE **42** (38)
- NIGHT MODE indicator **5**
- NORMAL SURR (DPLII/NEO:6) **17** (38)
- ON SCREEN **22** (11, 14, 16)
- PHONES jack **28**
- PRESET TUNING +/- **23** (30)
- SB DEC indicator **9**
- SET UP **36** (21)
- SPEAKERS switch **29** (59)
- SURR BACK DECODING **16** (39)
- SURROUND **33** (43)
- TUNING +/- **30** (28)
- VIDEO 3 INPUT jacks **45** (16)

NUMBERS AND SYMBOLS

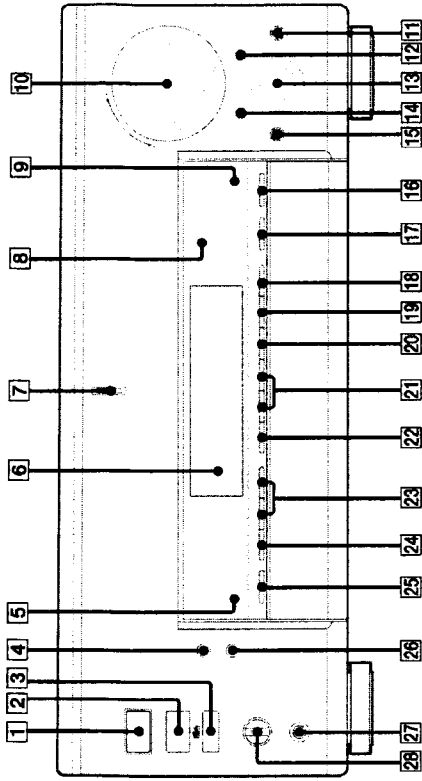
- 2CH STEREO **20** (34)
- 2ND ROOM (STR-DA4ES only) **31** (67)
- 2ND ROOM indicator (STR-DA4ES only) **27**
- 2ND/3RD ROOM (STR-DA7ES only) **31** (67)
- 2ND/3RD ROOM indicator (STR-DA7ES only) **27**
- I/O (power) **1**

6GB

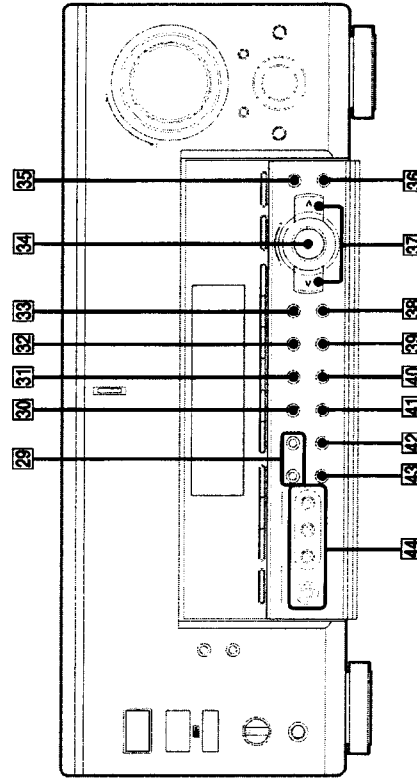
7GB

# STR-DA4ES/DA7ES/VA333ES

## STR-VA333ES



Open the front door



### Main unit

#### ALPHABETICAL ORDER

- A - L**  
 ANALOG DIRECT **18** (34)  
 AUDIO SPLIT **14** (41)  
 AUTO DEC **22** (34)  
 CINEMA STUDIO EX **25** (35)  
 Cursor buttons (<>) **37** (19, 43-47, 57)  
 CUSTOMIZE **39** (47, 57)  
 Digital Cinema Sound indicator **8**  
 DIMMER **28** (31)  
 DISPLAY **4** (29, 31)  
 Display **6**  
 DOOR OPEN **15**  
 ENTER **38** (46, 57)  
 EQ **35** (45, 46)  
 EQ BANK **40** (45, 46)  
 FM/AM **24** (26)  
 FM MODE **43** (26)  
 FUNCTION **13** (25, 26, 28, 41, 42, 57)  
 INPUT MODE **12** (42)  
 IR emitter **3**  
 IR receptor **2**  
 Jog dial **34** (19, 43-47, 57)  
 LEVEL **33** (44)

#### NUMBERS AND SYMBOLS

- M - V**  
 2CH STEREO **20** (34)  
 I/O (power) **1**  
 MASTER VOLUME **10** (24, 25)  
 MEMORY **42** (27, 28)  
 MODE +/- **21** (36, 37, 45)  
 MULTI CH DIRECT **18** (26)  
 MULTI CHANNEL DECODING indicator **7**  
 MUTING **11** (25)  
 NIGHT MODE **41** (38)  
 NIGHT MODE indicator **5**  
 NORMAL SURR  
 (DOLBY/NEO:6) **17** (38)  
 ON SCREEN **31** (9, 12, 14)  
 PHONES jack **27**  
 PRESET TUNING +/- **23** (28)  
 PTY SELECT +/- **29** (29)  
 (Models of area code CEL only)  
 RDS PTY **30** (29)  
 (Models of area code CEL only)  
 SB DEC indicator **9**  
 SET UP **35** (19)  
 SLEEP **30** (58)  
 (Models of area code TW, KR only)  
 SPEAKERS switch **28** (58)  
 SURR BACK DECODING **16** (39)  
 SURROUND **32** (43)  
 TUNING +/- **23** (26)  
 VIDEO 3 INPUT jacks **44** (14)

## STR-DA4ES/DA7ES/VA333ES

SECTION 3  
TEST MODE**FLUORESCENT INDICATOR TUBE TEST MODE**

All fluorescent segments are tested. When this test is activated, all segments turn on at the same time, then each segment turns on one after another.

Procedure:

1. While depressing, the **[DISPLAY]** and the **[ENTER]** buttons simultaneously, press the power **[I/⏻]** button to turn on the main power.
2. All segments turn on at the same time, then each segment turns on press the **[DIMMER]** button.

**FACTORY SET MODE**

All preset contents are reset to the default setting.

Procedure:

Procedure:

1. While pressing **[SET UP]** and **[DIMMER]** buttons, press **[I/⏻]** button, then "TUNER FACTORY PRESET" is displayed in several seconds and PRESET is complete.

**ALL CLEAR MODE**

Procedure:

1. Press **[I/⏻]** button continuously, then "ENTER to Clear ALL" is displayed and press **[ENTER]** the preset data are cleared."

**SOUND FIELD CLEAR MODE**

The preset sound field is cleared when this mode is activated. Use this mode before returning the product to clients upon completion of repair.

Procedure:

1. While depressing the **[MODE +]** button, press the power **[I/⏻]** button to turn on the main power. The message S.F Initialize appears and initialization is performed.

**AM CHANNEL STEP 9 KHZ/10 KHZ****SELECTION MODE****(DA4ES, DA7ES, VA333ES: E MODELS)**

Either the 9 kHz step or 10 kHz step can be selected for the AM channel step.

Procedure:

1. Set the FUNCTION to AM. Turn off the main power.
2. While depressing the **[TUNING +]** button press the power **[I/⏻]** button to turn on the main power.
3. Either the message AM 9kHz Step or AM 10kHz Step appears. Select the desired step.

**VERSION MODE**

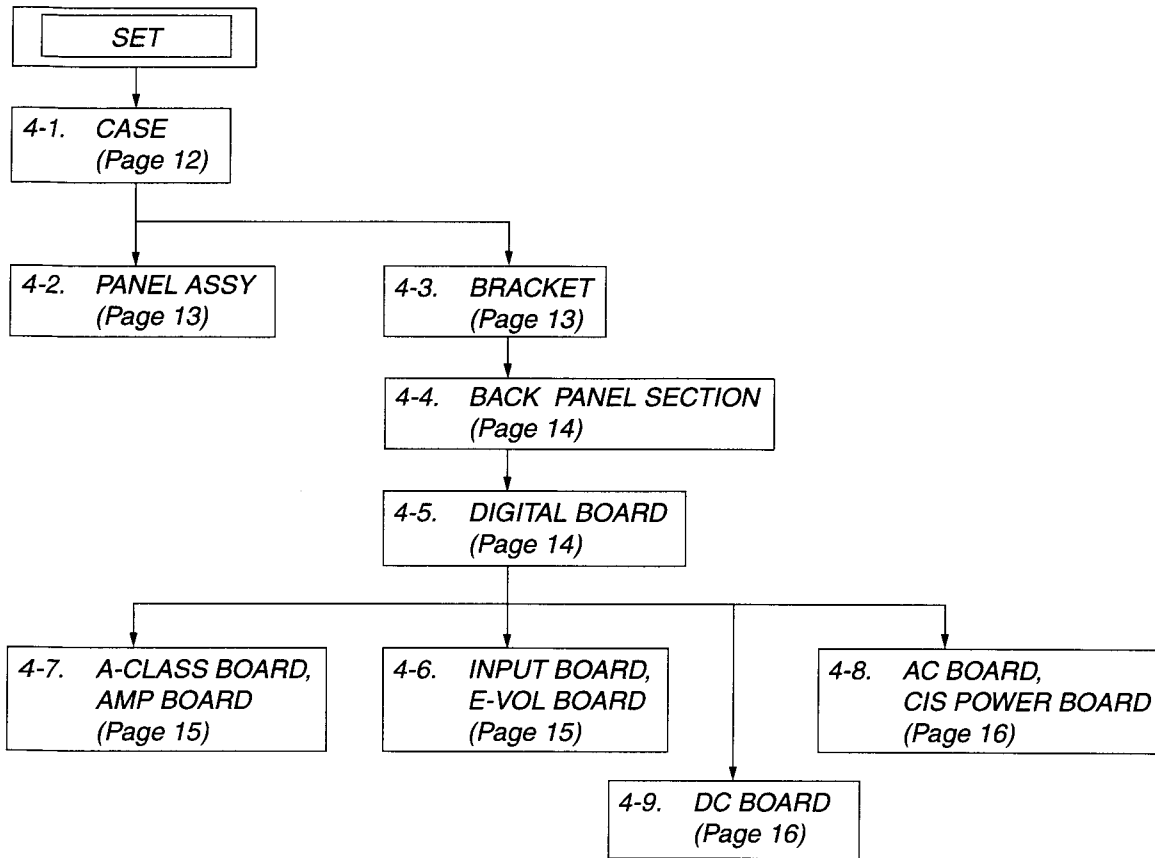
Procedure:

1. While pressing **[SURF]** and **[ENTER]** buttons, press **[I/⏻]** button, then "MENU SPECIALIZED!" is displayed in several seconds.
2. Press **[>]** button, then "D7ES U\_CA VX.XX..." is displayed in several seconds.

**STR-DA4ES/DA7ES/VA333ES**

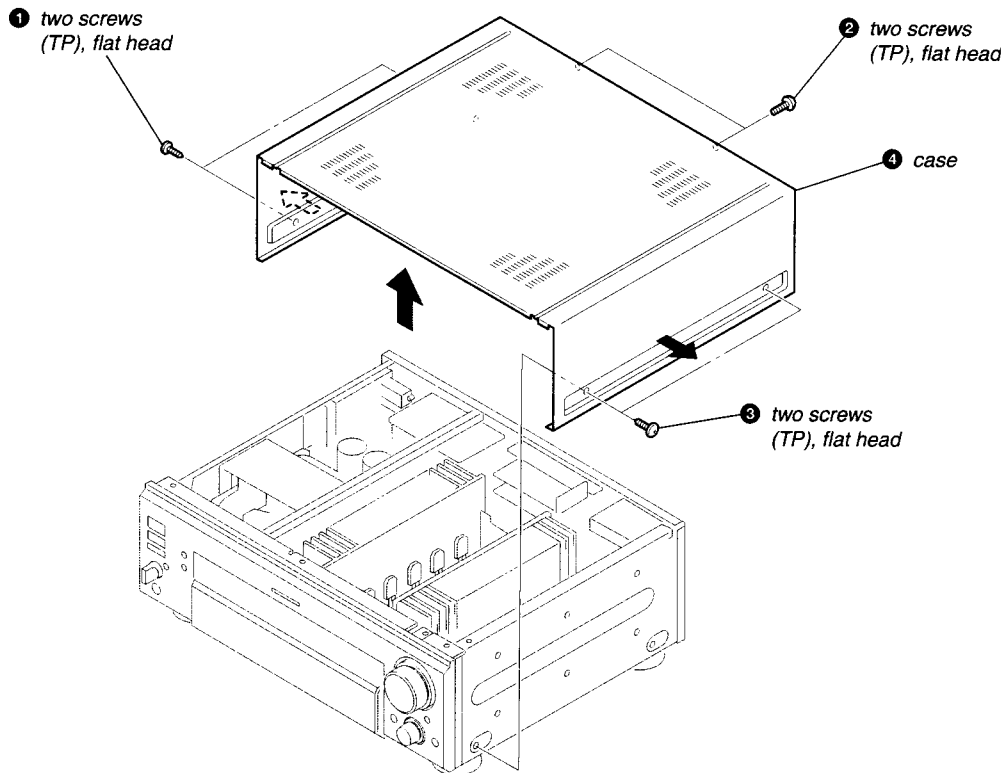
**SECTION 4  
DISASSEMBLY**

**Note:** This set can be disassemble according to the following sequence.



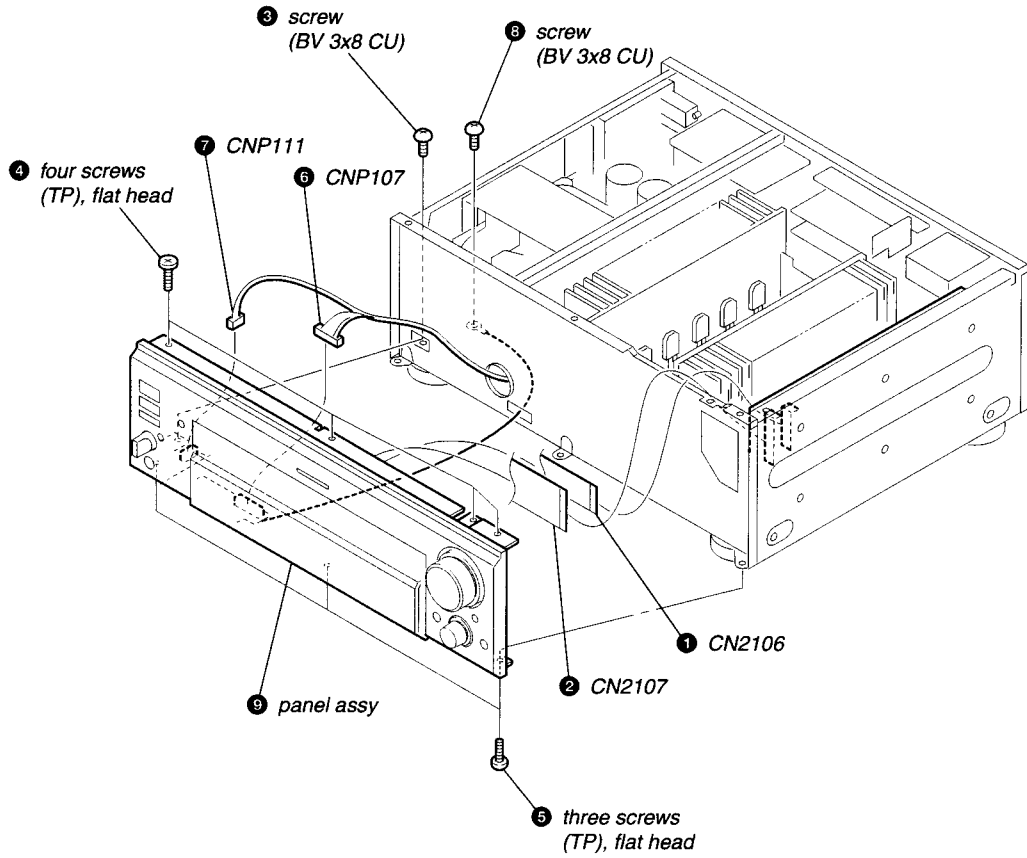
**Note:** Follow the disassembly procedure in the numerical order given.

**4-1. CASE**

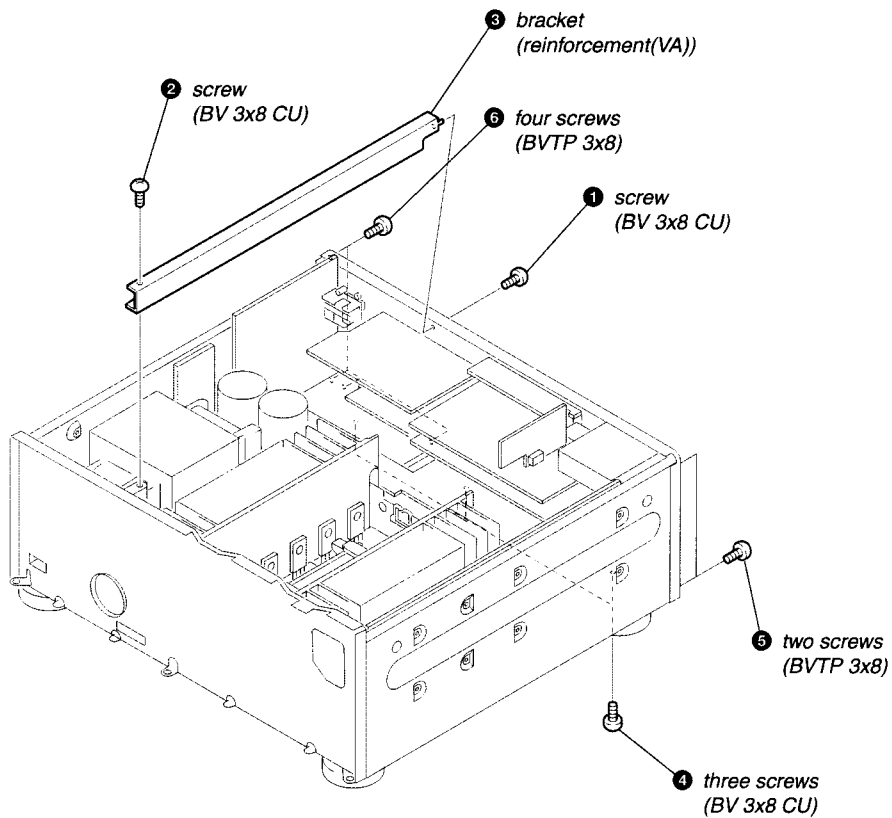


# STR-DA4ES/DA7ES/VA333ES

## 4-2. PANEL ASSY

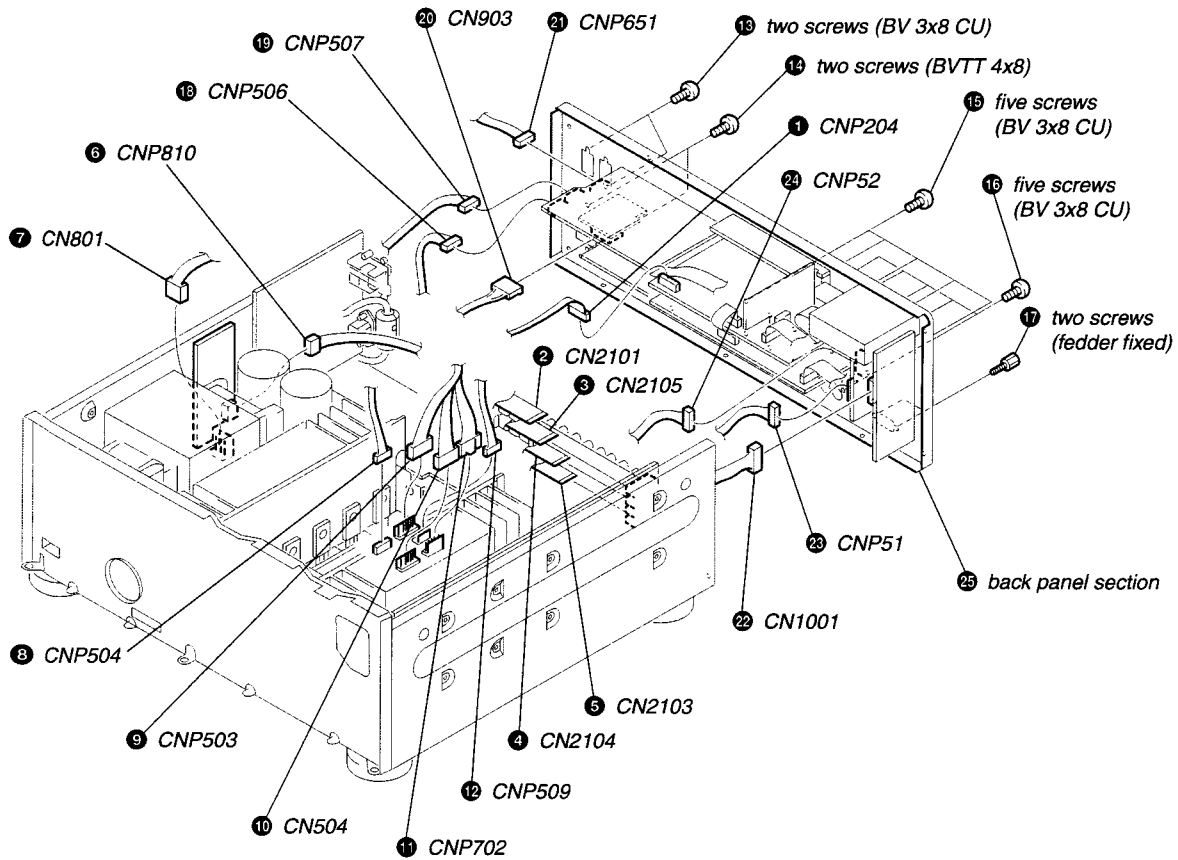


## 4-3. BRACKET

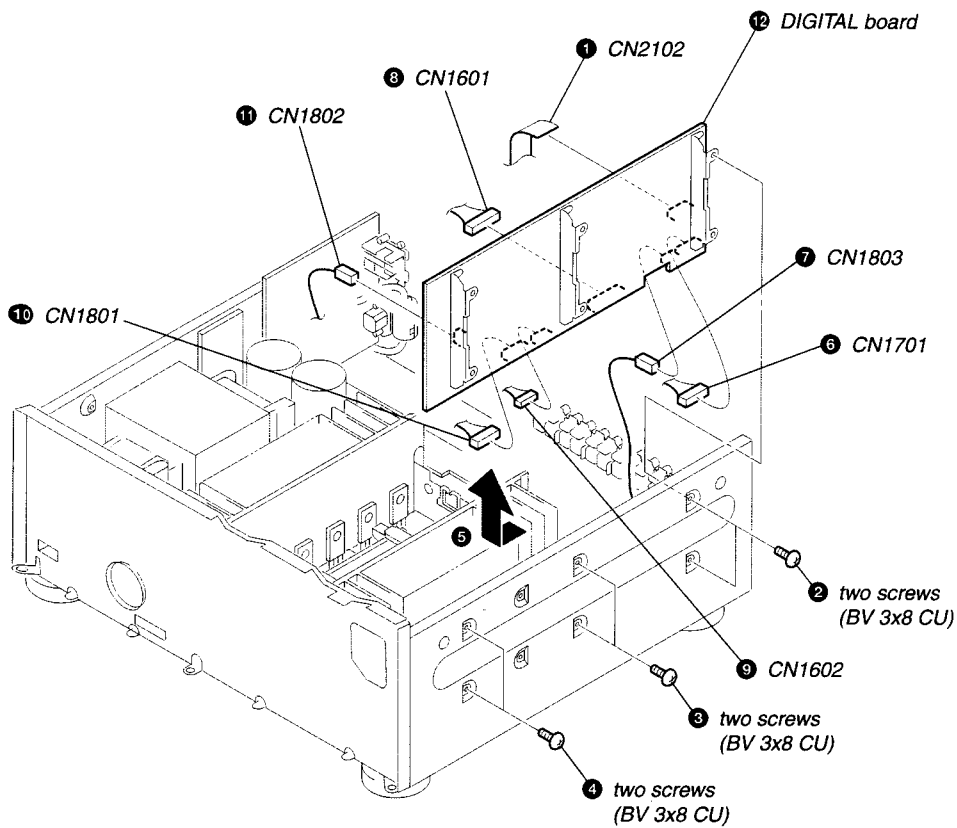


# STR-DA4ES/DA7ES/VA333ES

## 4-4. BACK PANEL SECTION

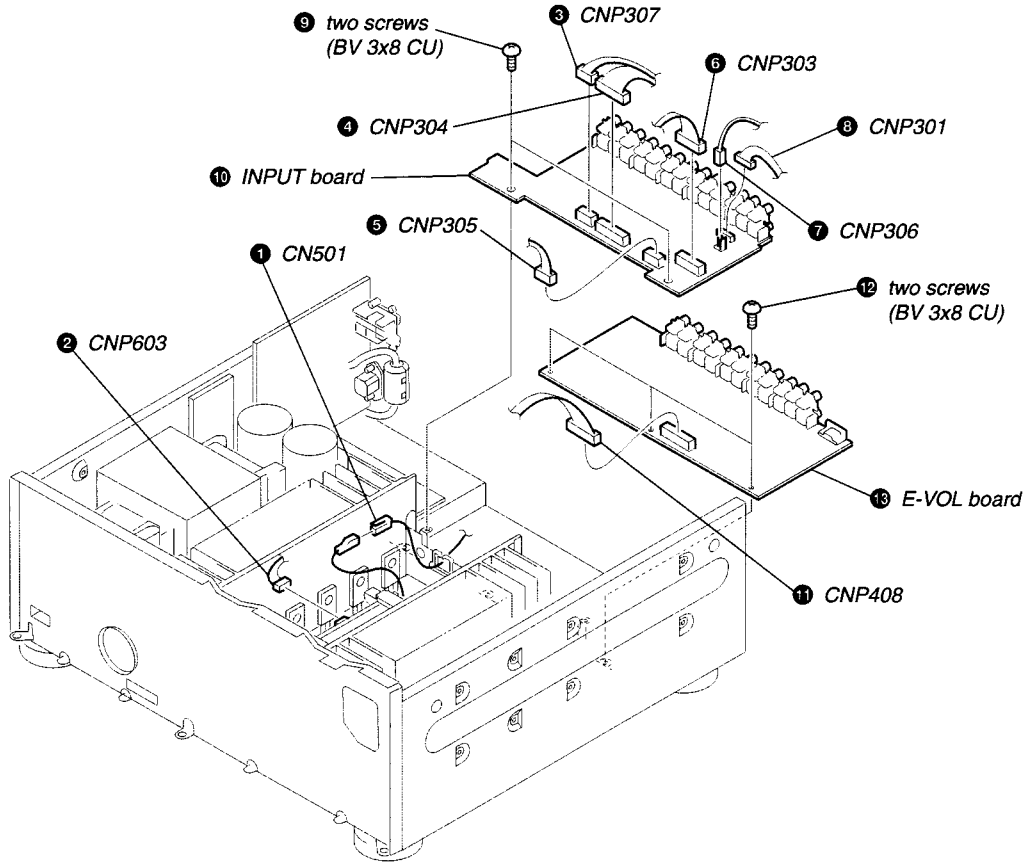


## 4-5. DIGITAL BOARD

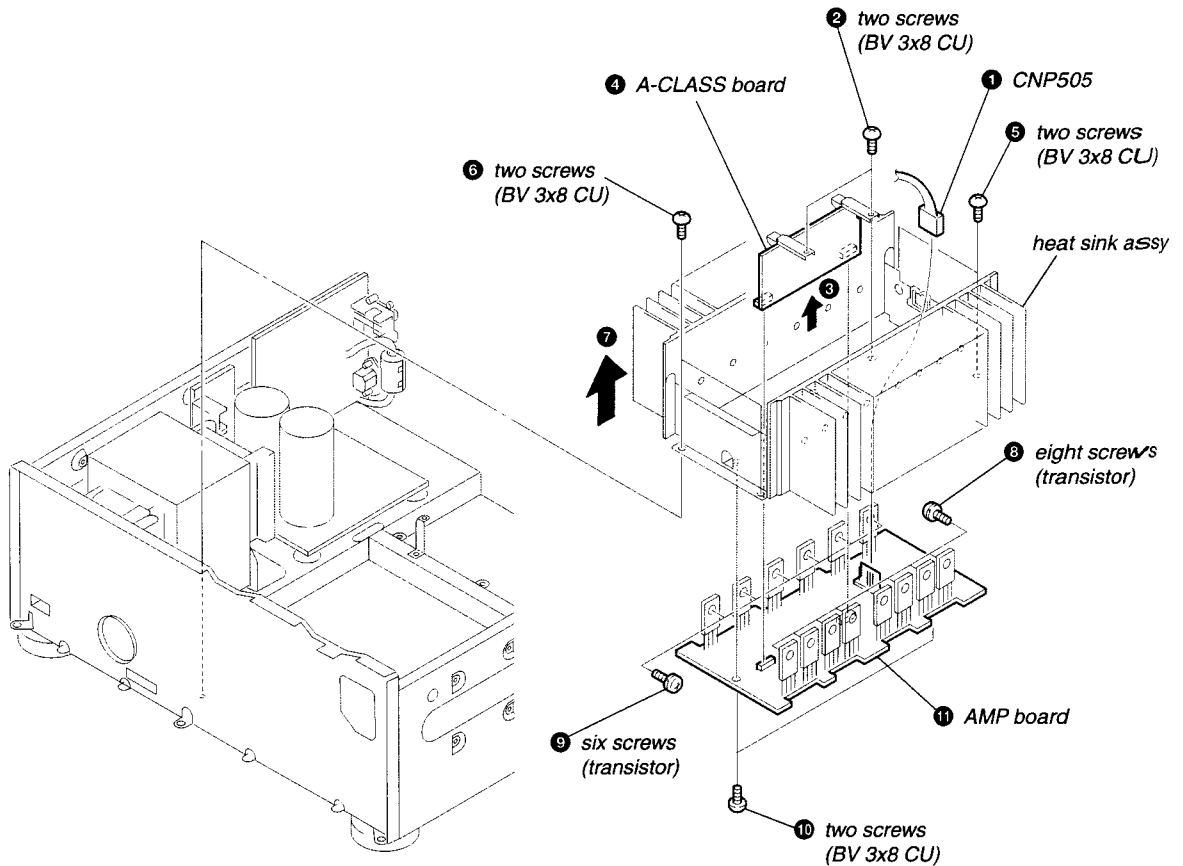


# STR-DA4ES/DA7ES/VA333ES

## 4-6. INPUT BOARD, E-VOL BOARD

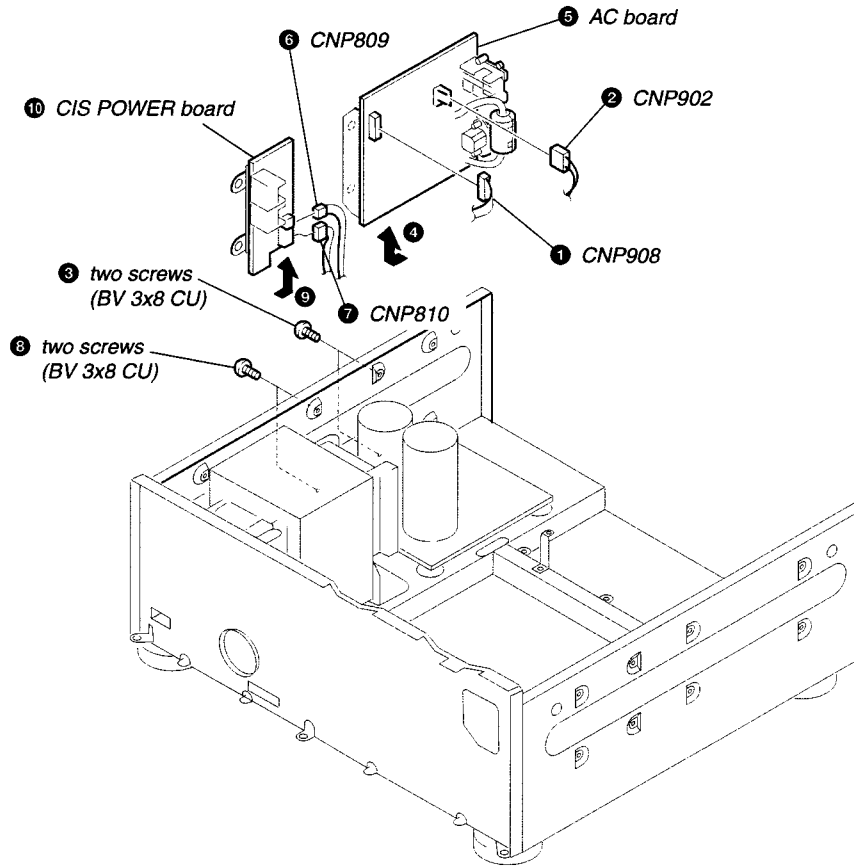


## 4-7. A-CLASS BOARD, AMP BOARD

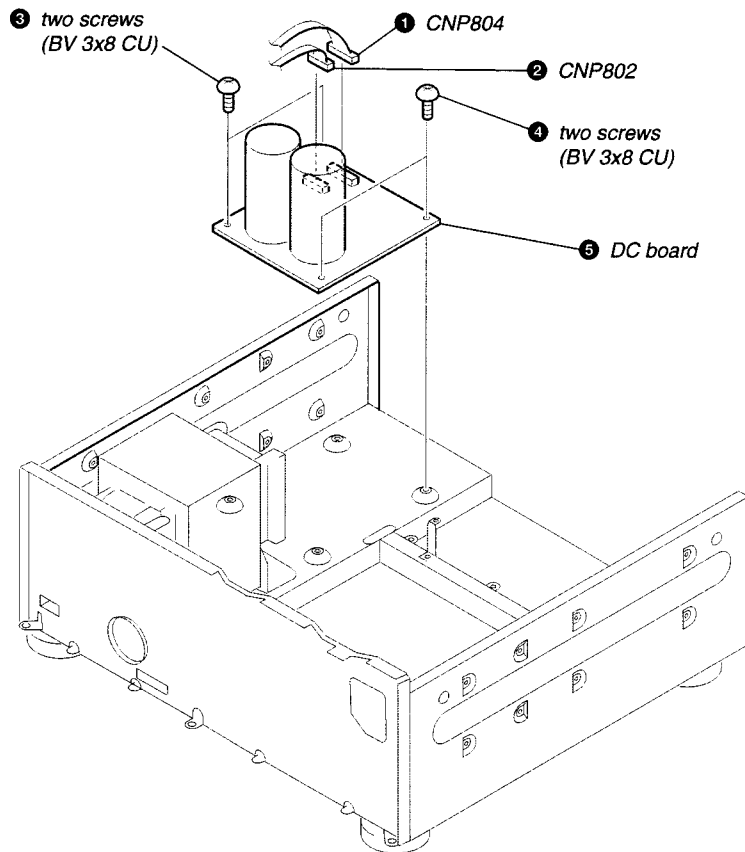


# STR-DA4ES/DA7ES/VA333ES

## 4-8. AC BOARD, CIS POWER BOARD



## 4-9. DC BOARD





STR-DA4ES/DA7ES/VA333ES

SECTION 5  
ELECTRICAL ADJUSTMENT

[IDLING CURRENT ADJUSTMENT]

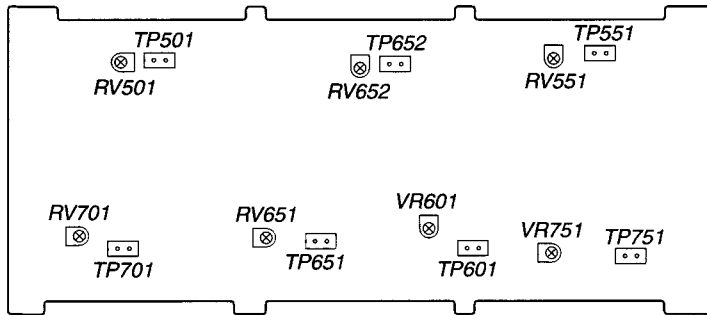
Measuring Instrument: Digital voltmeter

Adjustment Procedure: Adjust the respective adjustment elements so that the voltage (absolute value) across the corresponding testpoints satisfies the specification.

Channel	Test point	Adjustment element	Specification
FRONT L	TP501	RV501	4.0mV±0.5mV
FRONT R	TP551	RV551	
CENTER	TP652	RV652	
SURROUND L	TP701	RV701	
SURROUND R	TP751	RV751	
SURR BACK L	TP651	RV651	
SURR BACK R	TP601	RV601	

Adjustment Location:

[AMP BOARD]

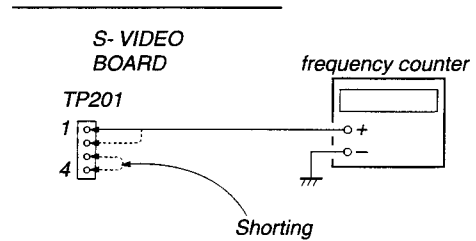


[OSD ADJUSTMENT]

Measuring Instrument: frequency counter

Procedure:

1. Connect the frequency counter to check connector (TP201) of the S VIDEO board.
2. Connect between Pin ③ to Pin ④ of TP201 by lead wire.
3. Adjust the respective adjustment element so that the frequency counter read specification.

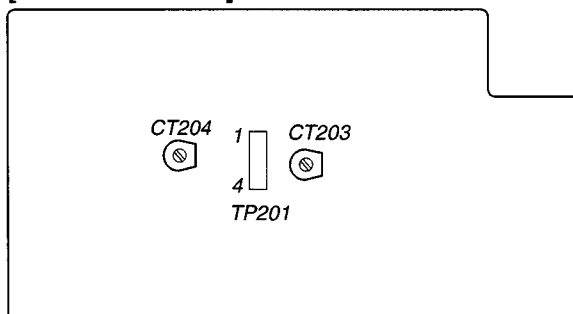


Adj.	MODEL	Adjustment element	measurement point	Specification
I	VA333ES	NTSC CT202 (CLOCK BOARD)	TP201 Pin ①	3.579545MHz ±50Hz
		PAL CT201 (CLOCK BOARD)		4.433618MHz ±50Hz
	DA4ES, DA7ES	CT203 (S-VIDEO BOARD)		3.57954MHz ±50Hz
II	All models	CT204 (S-VIDEO BOARD)	TP201 Pin ②	7.20MHz ±0.01MHz

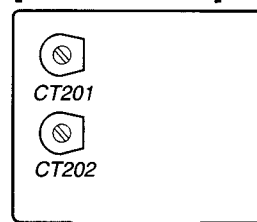
4. After check, remove the lead wire connected in step 2.

Adjustment Location:

[S-VIDEO BOARD]



[CLOCK BOARD]



## STR-DA4ES/DA7ES/VA333ES

SECTION 6  
DIAGRAMS

## 6-1. IC PIN FUNCTION

## • IC1201 CXD9617R (AUDIO DSP) (DIGITAL BOARD (4/7))

Pin No.	Pin Name	I/O	Pin Description
1	VSS	—	Ground pin
2	XRST	I	Reset signal input
3	EXTIN	I	Not used. (connected to ground.) Master clock signal input
4	FS2	I	Not used. (connected to ground.)
5	VDDI	—	Power supply pin (+3.3 V)
6	FS1	I	Not used. (connected to ground.)
7	PLOCK	O	Not used. (open)
8	VSS	—	Ground pin
9	MCLK1	I	External crystal signal input (13.5 MHz)
10	VDDI	—	Power supply pin (+3.3 V)
11	VSS	—	Ground pin
12	MCLK2	O	External crystal signal output (13.5 MHz)
13	MS	I	Not used. (connected to ground.)
14	SCKOUT	O	Not used. (open) Audio clock signal output
15	LRCKI1	I	LRCK clock signal input
16	VDDE	—	Power supply pin (+3.3 V)
17	BCKI1	I	BCK clock signal input
18	SDI1	I	Audio serial data signal input
19	LRCKO	O	LRCK clock signal output
20	BCKO	O	BCK clock signal output
21	VSS	—	Ground pin
22	KFSIO	I	KFSIO signal input
23	SDO1	O	Audio serial data signal output 1
24	SDO2	O	Audio serial data signal output 2
25	SDO3	O	Audio serial data signal output 3
26	SDO4	O	Audio serial data signal output 4
27	SPDIF	O	Not used. (open) S/P DIF signal output
28	LRCKI2	I	LRCK clock signal input
29	BCKI2	I	BCK clock signal input
30	SDI2	I	Audio serial data signal input
31	VSS	—	Ground pin
32	HACN	O	Host I/F acknowledge signal output
33	HDIN	I	Host I/F serial data signal input
34	HCLK	I	Host I/F serial clock signal input
35	HDOUT	O	Host I/F serial data signal output
36	HCS	I	Host I/F chip select signal input
37	SDCLK	O	Not used. (open)
38	CLKEN	O	Not used. (open)
39	RAS	O	Not used. (open)
40	VDDI	—	Power supply pin (+3.3 V)
41	VSS	—	Ground pin
42	CAS	O	Not used. (open)
43	DQM/OE0	O	Not used. (open)
44	CS0	—	Ground pin
45	WE0	O	External memory write enable signal output
46	VDDE	—	Power supply pin (+3.3 V)
47	WMD1	I	Not used. (connected to VDDE.) External memory wait mode signal input 1
48	VSS	—	Ground pin
49	WMD0	I	Not used. (connected to VDDE.) External memory wait mode signal input 0
50	PAGE2	O	External memory page select signal output
51	VSS	—	Ground pin

## STR-DA4ES/DA7ES/VA333ES

Pin No.	Pin Name	I/O	Pin Description
52	PAGE1	O	Not used. (open)
53	PAGE0	O	Not used. (open)
54	BOOT	I	Not used. (connected to ground.)
55	BTACT	O	Not used. (open)
56	BST	I	DSP BST signal input
57	MOD1	I	Not used. (connected to VDDE.)
58	MOD0	I	Not used. (connected to ground.)
59	EXLOCK	I	DIR error input from LC89056W (IC1101)
60	VDDI	—	Power supply pin (+3.3 V)
61	VSS	—	Ground pin
62, 63	A17,A16	O	Not used. (open)
64 to 66	A15-13	O	Address data output to RAM (IC1202)
67	GP10	O	BCK clock output to SSM Not used. (open)
68	GP9	O	GP signal output to MB91F155-2ESX100 (IC2001)
69	GP8	O	Audio signal output to LC89056W (IC1101)
70	VDDI	—	Power supply pin (+3.3 V)
71	VSS	—	Ground pin
72	D15/GP7	I/O	Data input/output to RAM (IC1202)
73	D14/GP6	I/O	Data input/output to RAM (IC1202)
74	D13/GP5	I/O	Data input/output to RAM (IC1202)
75	D12/GP4	I/O	Data input/output to RAM (IC1202)
76	VDDE	—	Power supply pin (+3.3 V)
77	D11/GP3	I/O	Data input/output to RAM (IC1202)
78	D10/GP2	I/O	Data input/output to RAM (IC1202)
79	D9/GP1	I/O	Data input/output to RAM (IC1202)
80	D8/GP0	I/O	Data input/output to RAM (IC1202)
81	VSS	—	Ground pin
82 to 85	A9-12	O	Address data output to RAM (IC1202)
86	TD0	I	Not used. (connected to VDDE.)
87	TMS	I	Not used. (connected to VDDE.)
88	XTRST	I	Not used. (connected to VDDE.)
89	TCK	I	Not used. (connected to VDDE.)
90	TDI	I	Not used. (connected to VDDE.)
91	VSS	—	Ground pin
92 to 97	A8-3	O	Address data output to RAM (IC1202)
98, 89	D7,D6	I/O	Data input/output to RAM (IC1202)
100	VDDI	—	Power supply pin (+3.3 V)
101	VSS	—	Ground pin
102 to 105	D5-2	I/O	Data input/output to RAM (IC1202)
106	VDDE	—	Power supply pin (+3.3 V)
107, 108	D1,D0	I/O	Data input/output to RAM (IC1202)
109, 110	A2,A1	O	Address data output to RAM (IC1202)
111	VSS	—	Ground pin
112	A0	O	Address data output to RAM (IC1202)
113	PM	I	PM signal input from MB91F155-2ESX100 (IC2001)
114	SDI3	I	Sound data input Not used. (open)
115	SDI4	I	Sound data input Not used. (open)
116	SYNC	I	Not used. (connected to VDDE.)
117	VSS	—	Ground pin
118	VSS	—	Ground pin
119	VSS	—	Ground pin
120	VDDI	—	Power supply pin (+3.3 V)

**STR-DA4ES/DA7ES/VA333ES****• IC2001 MB91F155-2ESX100 (SYSTEM CONTROL) (DIGITAL BOARD (2/7))**

Pin No.	Pin Name	I/O	Pin Description
1	DSP1MOD1	O	SSM select signal output
2	XMODE	O	Mode signal output to LC89056W (IC1101)
3	CKSEL	O	Clock select signal output to LC89056W (IC1101)
4	DIR-CLK	O	Clock signal output to LC89056W (IC1101)
5	DIR-CE	O	Chip enable signal output to LC89056W (IC1101)
6	DIR-DI	O	Data output to LC89056W (IC1101)
7	DIR-DO	I	Data input from LC89056W (IC1101)
8	DIR-ERROR	I	Dir error input from LC89056W (IC1101)
9	VSS	—	Ground pin
10	DIR-DATAO	I	Dir data input
11	DIR-XSTATE	I	Dir state signal input
12	CLK-SW	O	Clock select signal output
13	DAMUTE	O	D/A output muting signal output
14	1XRST	O	Reset signal output to DSP1 (IC1201)
15	1PM	O	PM signal output to DSP1 (IC1201)
16	1GP9	I	GP signal input from DSO1 (IC1201)
17	1BST	O	BST signal output to DSP1 (IC1201)
18	1HCS	O	HCS signal output to DSP1 (IC1401)
19	1HDOUT	I	HD input from DSP1 (IC1201)
20	1HACN	I	HACN signal input from DSP1 (IC1201)
21	2XRST	O	BST signal output to DSP2 (IC1401)
22	2BST	O	Reset signal output to DSP2 (IC1401)
23	2PM	O	PM signal output to DSP2 (IC1401)
24	2EXLOCK	O	Ext lock signal output to DSP2 (IC1401)
25	3EXLOCK	O	Ext lock signal output to DSP3 (IC1501)
26	VSS	—	Ground pin
27	VCC	—	Power supply pin (+3.3 V)
28	2HACN	I	HACN signal input from DSP2 (IC1401)
29	2HDOUT	I	HD input from DSP2 (IC1401)
30	2HCS	O	HCS signal output to DSP2 (IC1401)
31	3XRST	O	Reset signal output to DSP3 (IC1501)
32	3BST	O	BST signal output to DSP3 (IC1501)
33	3PM	O	PM signal output to DSP3 (IC1501)
34	3HACN	I	HACN signal input from DSP3 (IC1501)
35	3HDOUT	I	HD input from DSP3 (IC1501)
36	3HCS	O	HCS signal output to DSP3 (IC1501)
37	DARST	O	Reset signal output to D/A converter (IC1602)
38	DA2LAT	O	Serial data latch signal output to D/A converter (IC1602)
39	DACLK	O	Serial clock output to D/A converter (IC1602)
40	DADATAOUT	O	Serial data output to D/A converter (IC1602)
41	DA2DATAIN	I	Serial data input from D/A converter (IC1602)
42	DAILAT	O	Serial data latch signal output to D/A converter (IC1602)
43	DA1DATAIN	I	Serial data input from D/A converter (IC1602)
44	VSS	—	Ground pin
45	ADINT	O	INT signal output to AK5352 (IC1701)
46	DSP2 GP3	I	GP3 signal input from DSP2 (IC1401)
47	END FLAG	I	End flag input from UART (IC1901)
48	DSP3 GP3	I	GP3 signal input from DSP3 (IC1501)
49	MBUS-STS0	I	M-BUS status input
50	CTLAT	O	Control latch signal output to UART (IC1901)

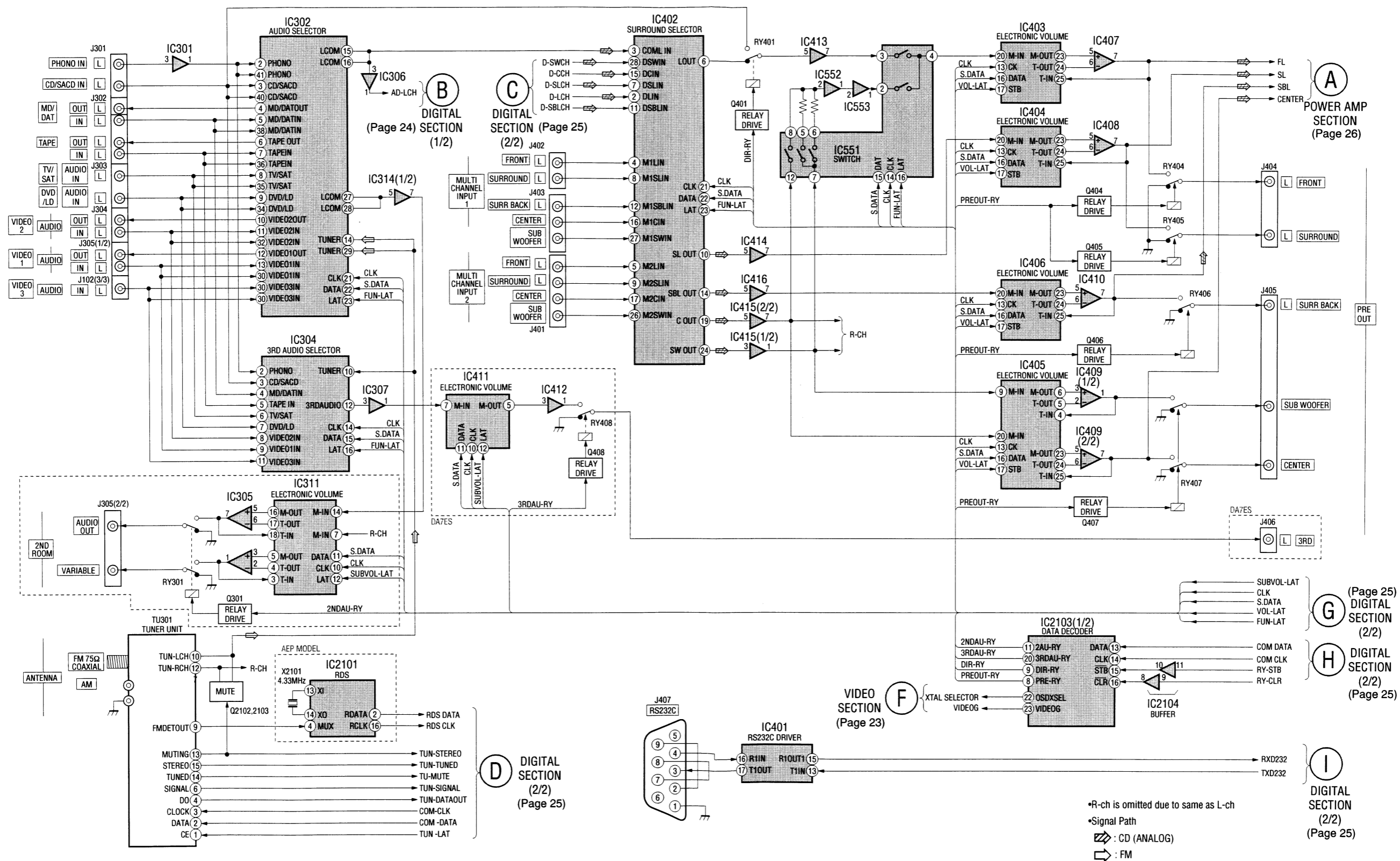
## STR-DA4ES/DA7ES/VA333ES

Pin No.	Pin Name	I/O	Pin Description
51	A1O	O	Control A1 signal output to UART (IC1901)
52	MD2	I	Mode signal input
53	MD1	I	Connected to VCC.
54	MD0	I	Mode signal input
55	RSTX	I	System reset input
56	VCC	—	Power supply pin (+3.3 V)
57	X1	I	External crystal terminal (16.5 MHz)
58	X0	O	External crystal terminal (16.5 MHz)
59	VSS	—	Ground pin
60	STOP	I	AC power OFF signal input
61	RDS CLK	I	Clock signal input from RDS
62	POWER SW	I	Power switch input
63	MBUS-STS1	I	M-BUS status input
64	MBUS-STS2	I	M-BUS status input
65	MBUS-STS3	I	M-BUS status input
66	SIRCS	I	SIRCS serial data input
67	MBUS-STS4	I	M-BUS status input
68	VCC	—	Power supply pin (+3.3 V)
69	PWRY	O	AC power relay drive signal output
70	MSTO	O	M-BUS status output
71	HP	I	headphone connect signal input
72	PROT	I	Power amp protector signal input
73	ACMUTE	O	Power amp muting signal output
74	OSD-VSINC	I	V-sync signal input
75	NOUSE	O	Connected to GND.
76	OSD-LAT	O	OSD latch signal output
77	VCC	—	Power supply pin (+3.3 V)
78	RY-STB	O	STB signal output to NJU3716M (IC2103)
79	RY-CLR	O	Clear signal output to NJU3716M (IC2103)
80	FUN-LAT	O	Latch signal output to audio selector
81	VIDEO-RCK	O	RCK signal output to video selector
82	SUBVOL-LAT	O	Latch signal output
83	VOL-LAT	O	Latch signal output to EVR
84	TUN-TUNED	I	Tuned signal input from tuner (TU301)
85	TUN-STEREO	I	Stereo signal input from tuner (TU301)
86	TUN-LAT	O	Latch signal output to tuner (TU301)
87	TUN-DO	O	Serial data output to tuner (TU301)
88	TUN-MUTE	O	Mute signal output to tuner (TU301)
89	A1I	I	Control A1 signal input from UART (IC1901)
90	COM-CLK	O	Common clock output
91	COM-DATA	O	Common data output
92	RDS-DATA	I	Serial data input from RDS
93	RST TRG	O	Reset trigger output
94	PG3/OPTC	O	Digital (optical) input select signal output
95	PG4/OPTB	O	Digital (optical) input select signal output
96	TRG3	O	12 V trigger signal output
97	VCC	—	Power supply pin (+3.3 V)
98	VSS	—	Ground pin
99	EEPROM SDA	I/O	Serial data input/output to EEPROM (IC2002)
100	EEPROM SCL	O	Clock output to EEPROM (IC2002)

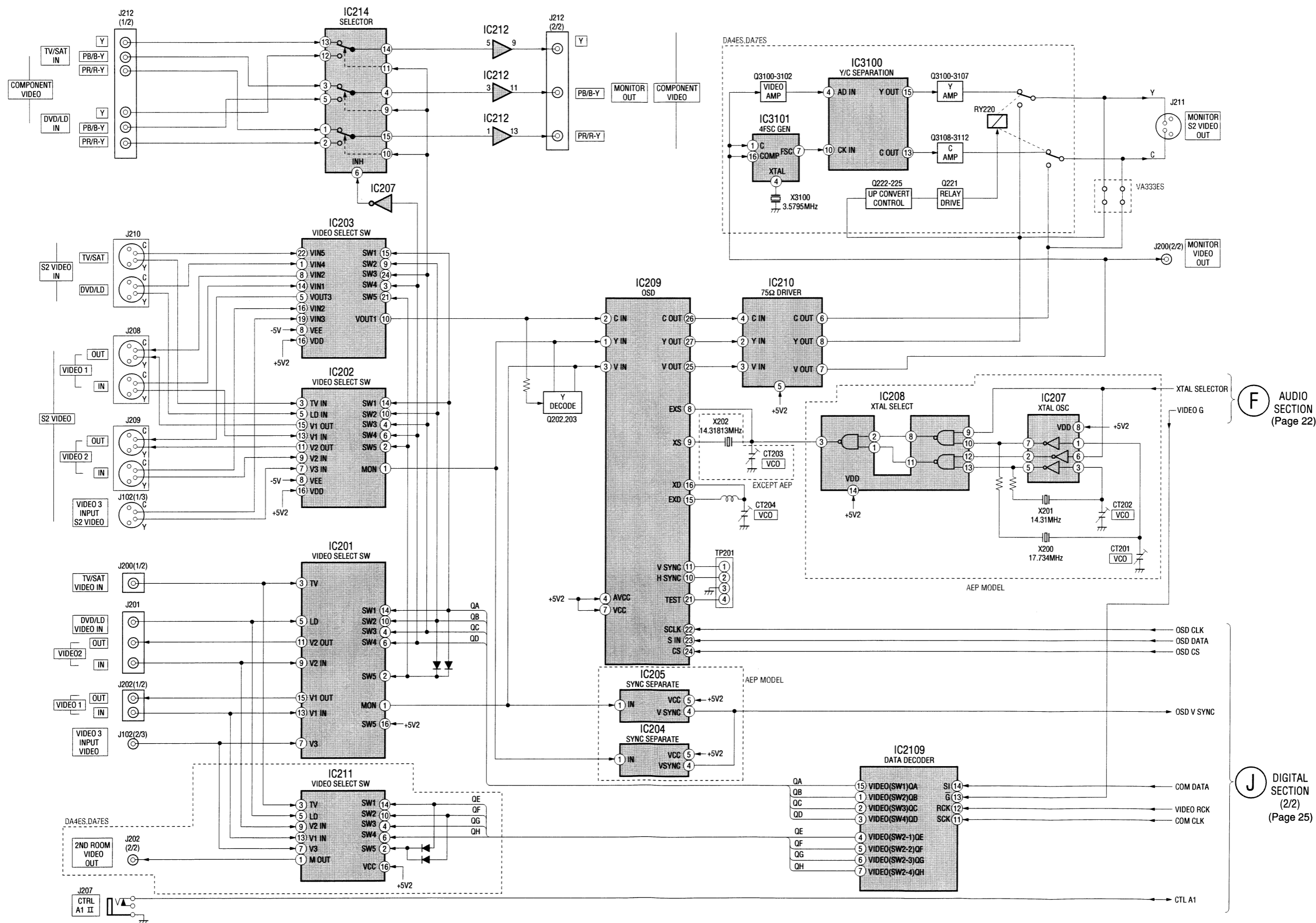
Pin No.	Pin Name	I/O	Pin Description
101	VSS	—	Ground pin
102	HCLK	O	H clock output to all DSP
103	HDIN	O	H data output to all DSP
104	FR-ASP	I	Speaker select switch signal input
105	OSD-CLK	O	Clock output
106	OSD-DAT	O	Serial data output
107	TRG2	O	12 V trigger signal output
108	TRGMAIN	O	12 V trigger main signal output
109	SOT1	O	Serial data output to RS-232C (J407)
110	SIN1	I	Serial data input to RS-232C (J407)
111	FL CLK	O	Clock signal output to FL display (FL101)
112	FL DIN	O	serial data output to FL display (FL101)
113	FL LAT	O	Latch signal output to FL display (FL101)
114	FL CLR	O	Clear signal output to FL display (FL101)
115	FR-BSP	I	Speaker select switch signal input
116	JOGUP	I	JOG dial up signal input
117	JOGDOWN	I	JOG dial down signal input
118	FUNCUP	I	Function dial up signal input
119	FUNCDWN	I	Function dial down signal input
120	VOLUP	O	Volume dial up signal output
121	VOLDWN	O	Volume dial down signal output
122	VCC	—	Power supply pin (+3.3 V)
123	OPTA	O	Digital (optical) input select signal output
124	LEDCLR	O	Clock output to LED driver
125	LEDSTB	O	Strobe signal output to LED driver
126	DAVS (VSS)	—	Ground pin
127	DAVC (VCC)	—	Power supply pin (+3.3 V)
128	AVCC (VCC)	—	Power supply pin (+3.3 V)
129	AVRH (VCC)	—	Power supply pin (+3.3 V)
130	AVRL (VSS)	—	Ground pin
131	AVSS (VSS)	—	Ground pin
132	AD1	I	Key function A/D input
133	AD2	I	Key function A/D input
134	AD3	I	Key function A/D input
135	AD4	I	Key function A/D input
136	AD5	I	Key function A/D input
137	VERSION	I	Version set terminal
138	RDS SIGNAL	I	RDS signal input
139	NOUSE	I	Connected to GND.
140	VCC2	—	Power supply pin (+3.3 V)
141	BACKUP	I	Connected to VCC.
142	XOA	O	AEP model: Not used. (open) Except AEP model: Connected to GND.
143	XIA	I	Not used. (open)
144	VSS	—	Ground pin

**STR-DA4ES/DA7ES/VA333ES**

**6-2. BLOCK DIAGRAM — AUDIO SECTION —**

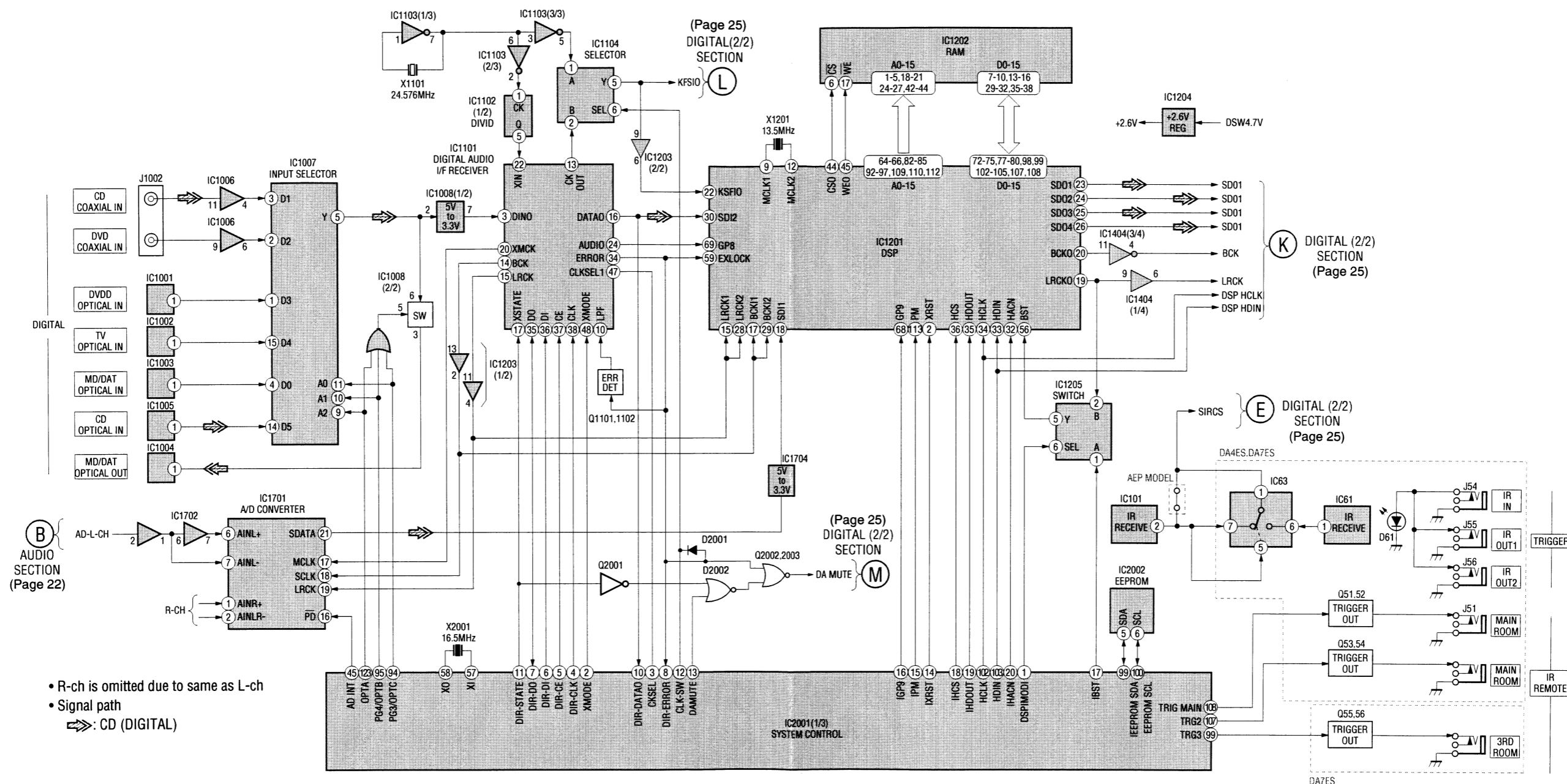


6-3. BLOCK DIAGRAM — VIDEO SECTION —



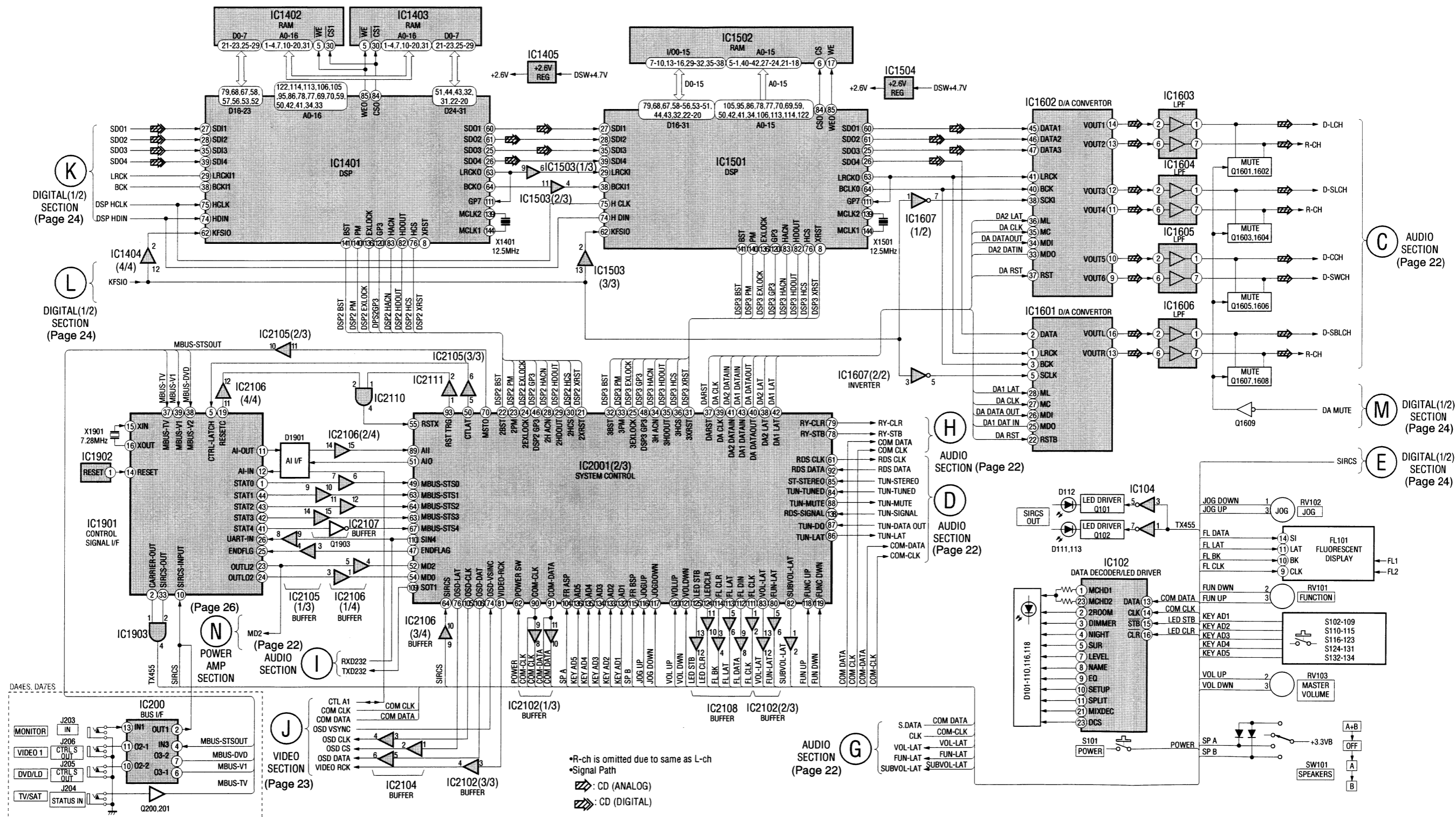
# STR-DA4ES/DA7ES/VA333ES

## 6-4. BLOCK DIAGRAM — DIGITAL SECTION (1/2) —



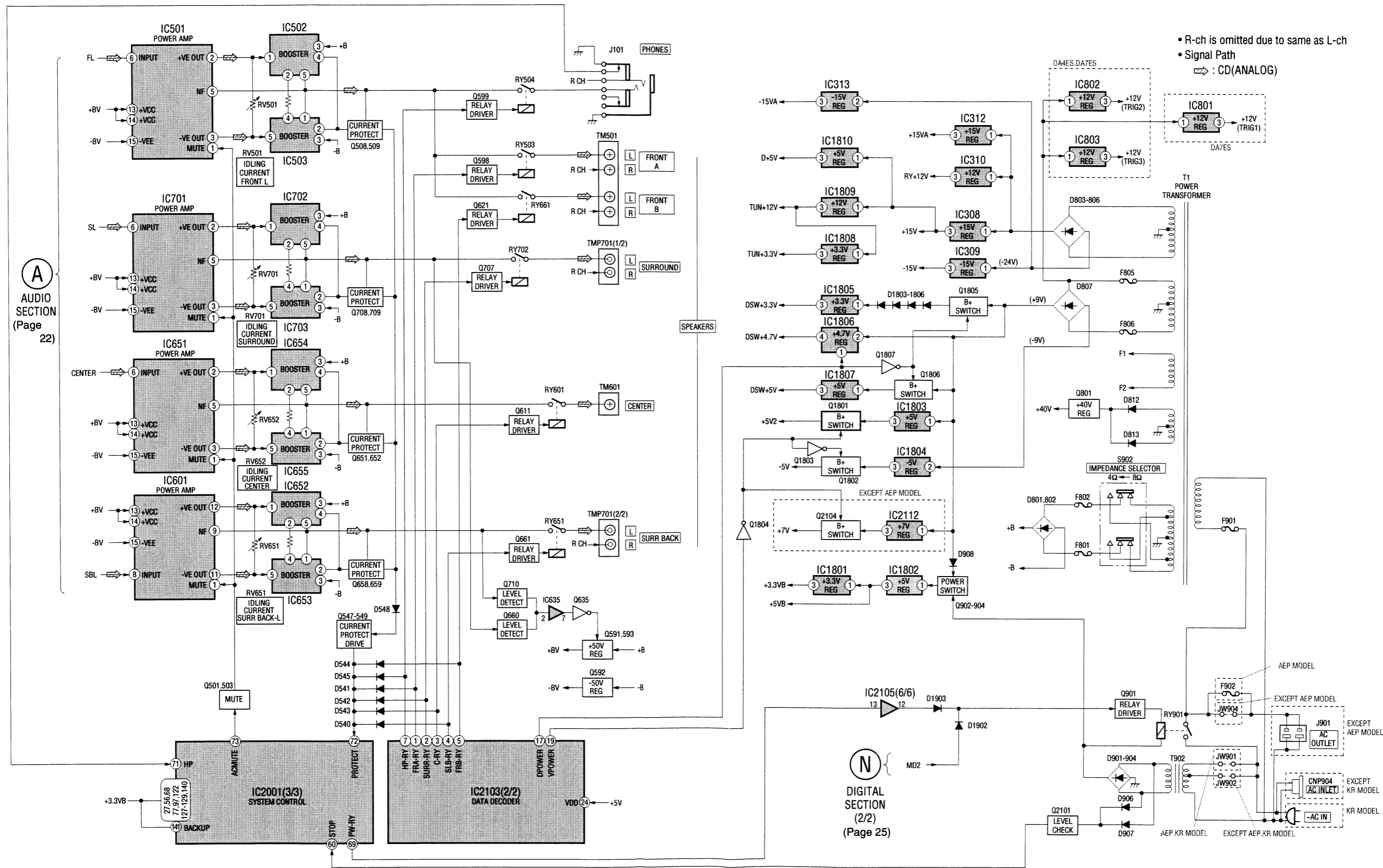


6-5. BLOCK DIAGRAM — DIGITAL SECTION (2/2) —



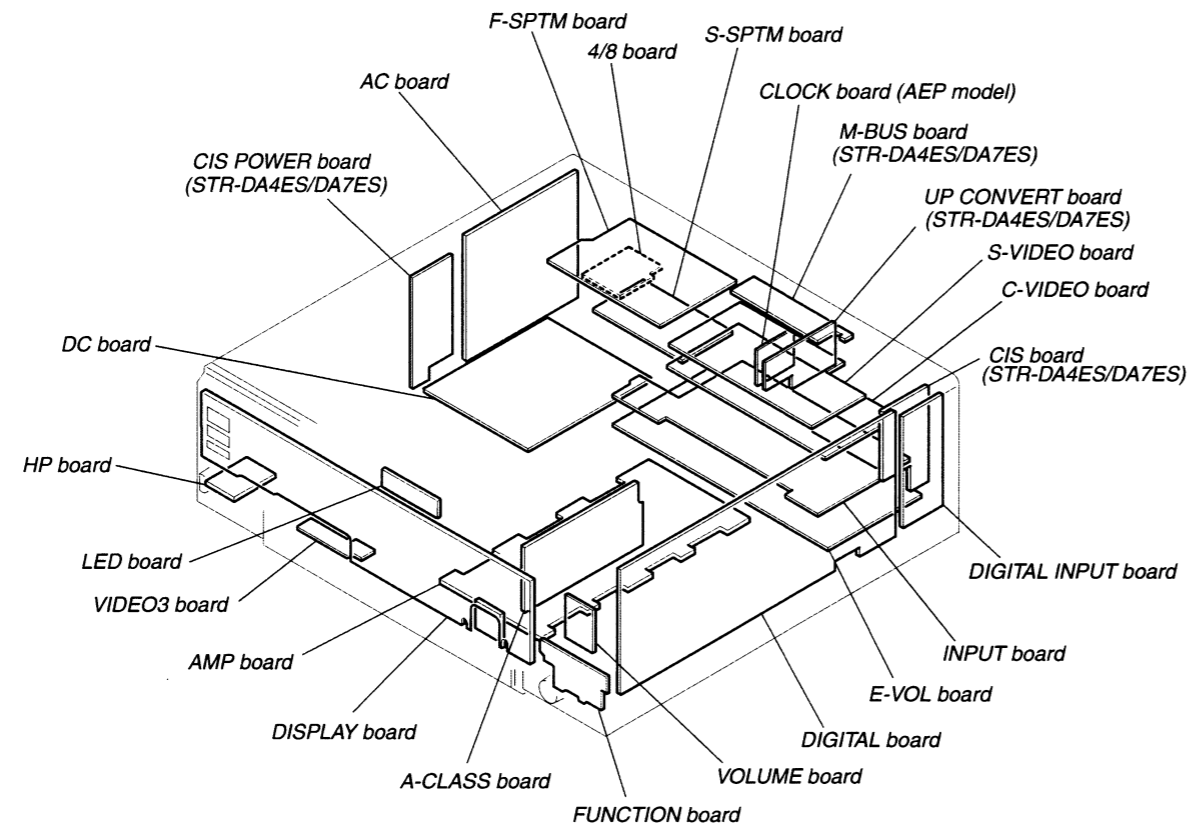
# STR-DA4ES/DA7ES/VA333ES

## 6-6. BLOCK DIAGRAM — POWER AMP SECTION —



6-7. CIRCUIT BOARDS LOCATION

MEMO



# STR-DA4ES/DA7ES/VA333ES

**THIS NOTE IS COMMON FOR PRINTED WIRING BOARDS AND SCHEMATIC DIAGRAMS.**  
 (In addition to this, the necessary note is printed in each block.)

**For schematic diagrams.**

- Note:**
- All capacitors are in  $\mu\text{F}$  unless otherwise noted. pF:  $\mu\text{pF}$  50 WV or less are not indicated except for electrolytics and tantalums.
  - All resistors are in  $\Omega$  and  $1/4\text{ W}$  or less unless otherwise specified.
  - $\Delta$  : internal component.
  - $\square$  : panel designation.

**Note:**  
 The components identified by mark  $\Delta$  or dotted line with mark  $\Delta$  are critical for safety. Replace only with part number specified.

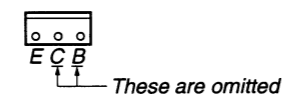
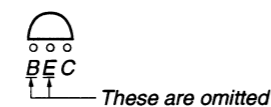
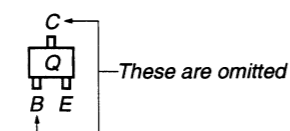
**Note:**  
 Les composants identifiés par une marque  $\Delta$  sont critiques pour la sécurité. Ne les remplacer que par une pièce portant le numéro spécifié.

- $\text{---}$  : B+ Line.
- $\text{---}$  : B- Line.
- $\square$  : adjustment for repair.
- Voltages and waveforms are dc with respect to ground under no-signal (detuned) conditions. no mark : FM \* : Impossible to measure
- Voltages are taken with a VOM (Input impedance 10 M $\Omega$ ). Voltage variations may be noted due to normal production tolerances.
- Waveforms are taken with a oscilloscope. Voltage variations may be noted due to normal production tolerances.
- Circled numbers refer to waveforms.
- Signal path.  $\Rightarrow$  : FM  $\Rightarrow$  : CD (ANALOG)  $\Rightarrow$  : CD (DIGITAL)
- Abbreviation  
 CND : Canadian model.  
 TW : Taiwan model.  
 KR : Korea model.

**For printed wiring boards.**

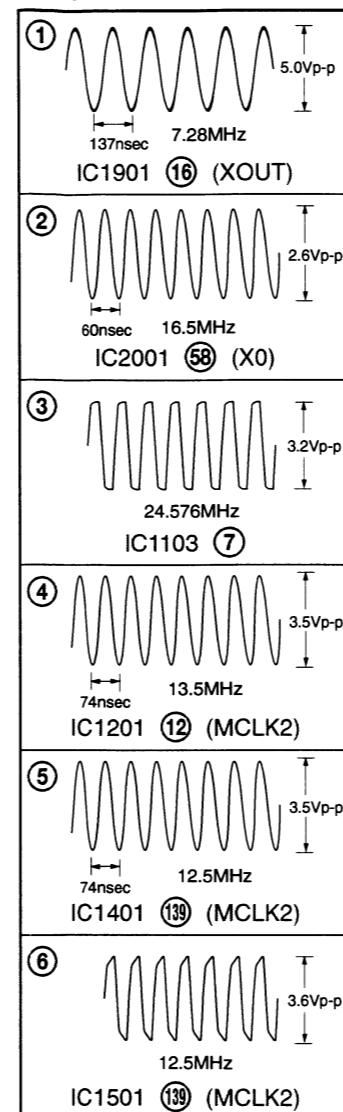
- Note:**
- $\circ$  : parts extracted from the component side.
  - $\text{---}$  : parts extracted from the conductor side.
  - $\circ$  : Through hole.
  - $\blacksquare$  : Pattern from the side which enables seeing. (The other layers' patterns are not indicated.)

**Caution:**  
 Pattern face side: Parts on the pattern face side seen from the (Side B) pattern face are indicated.  
 Parts face side: Parts on the parts face side seen from the (Side A) parts face are indicated.

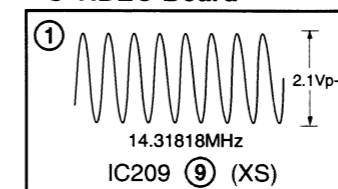


- Abbreviation**  
 CND : Canadian model.  
 TW : Taiwan model.  
 KR : Korea model.

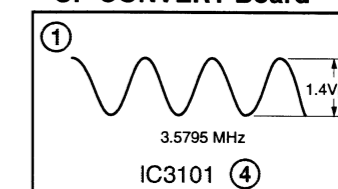
**• Waveforms**  
**- DIGITAL Board -**



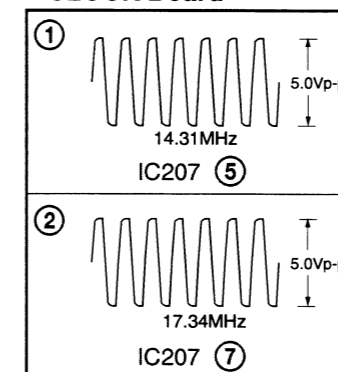
**- S-VIDEO Board -**



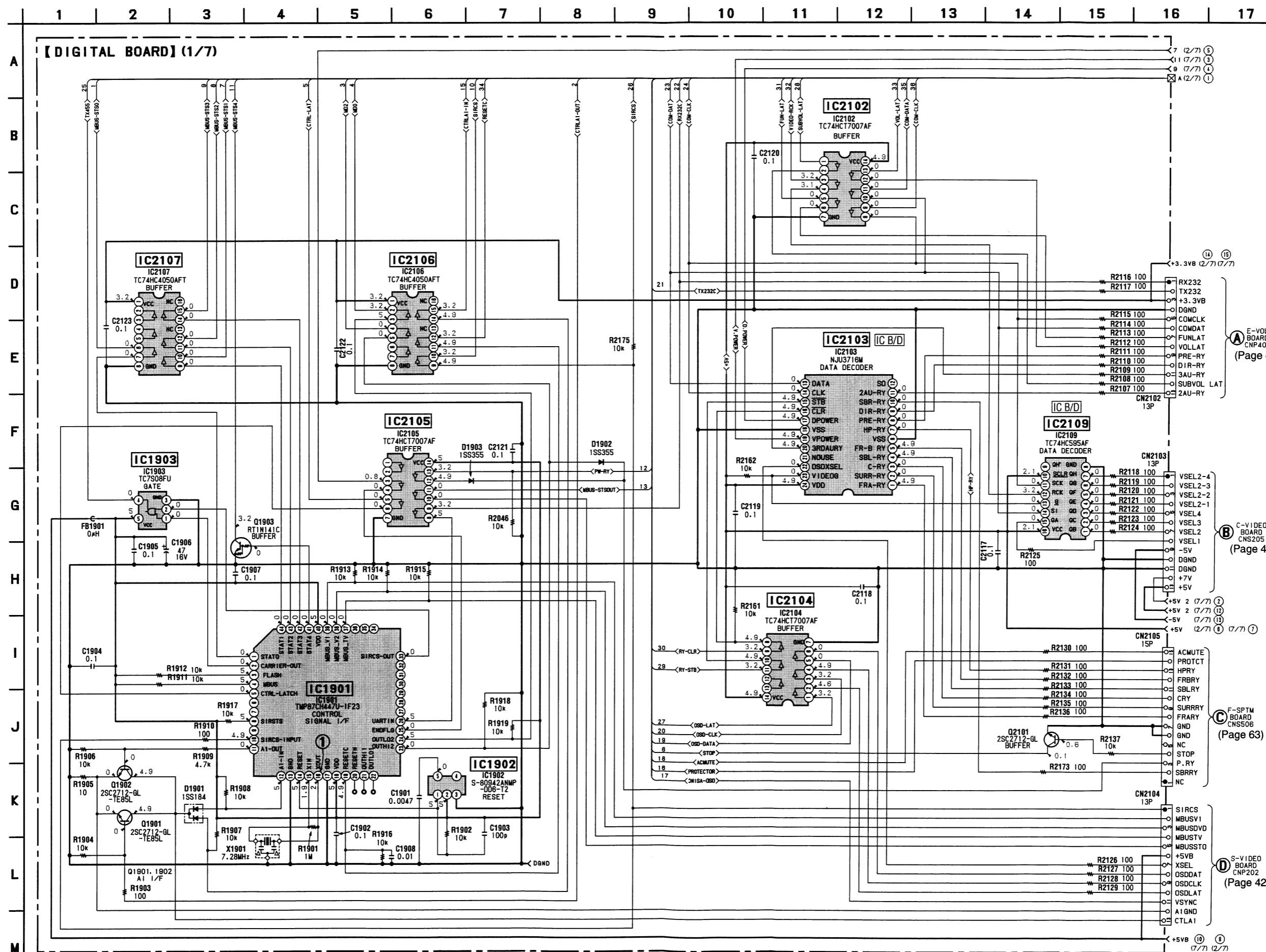
**- UP CONVERT Board -**



**- CLOCK Board -**

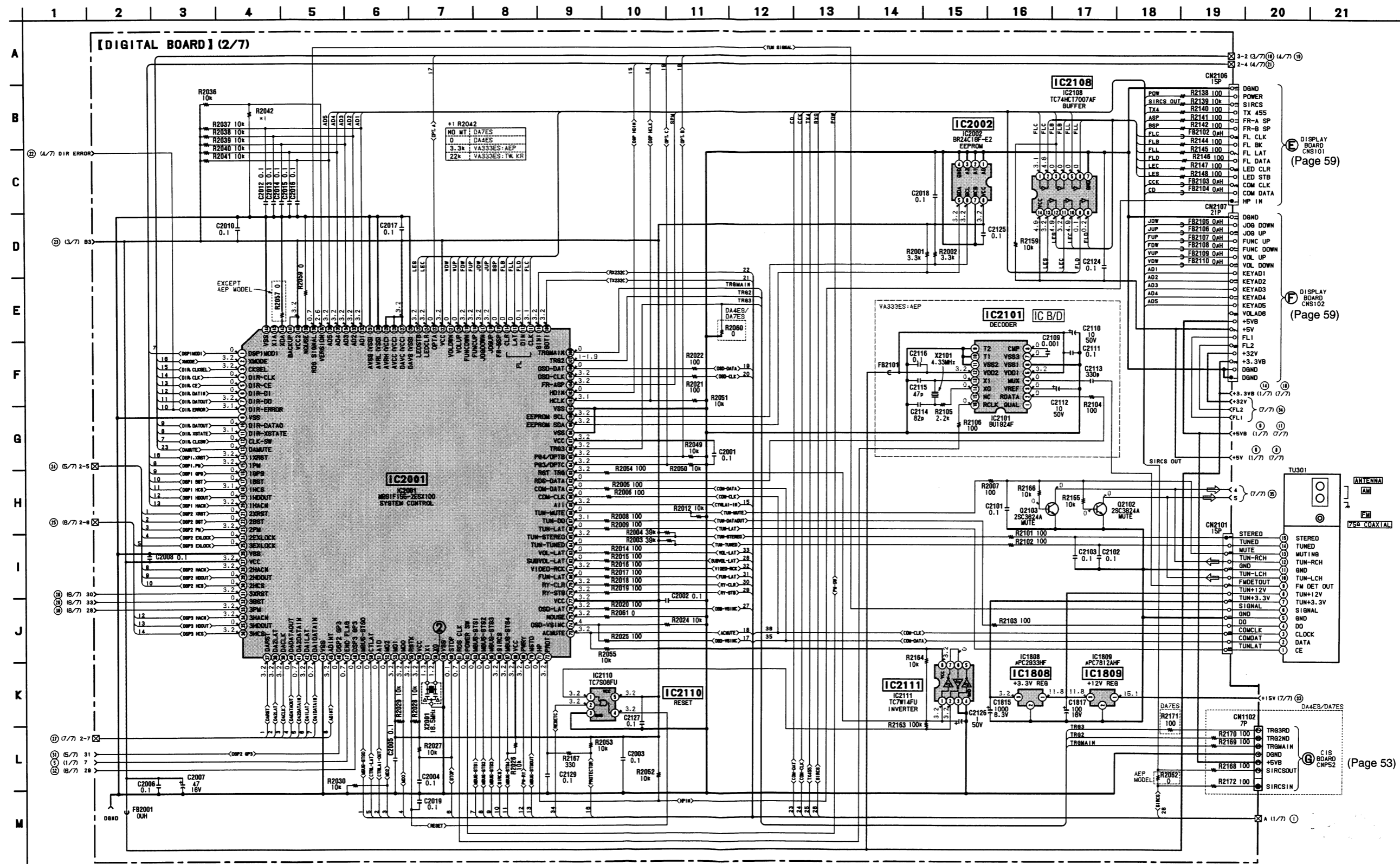


6-8. SCHEMATIC DIAGRAM — DIGITAL SECTION (1/7) — Refer to page 28 for Waveform. Refer to page 66 for IC Block Diagrams.

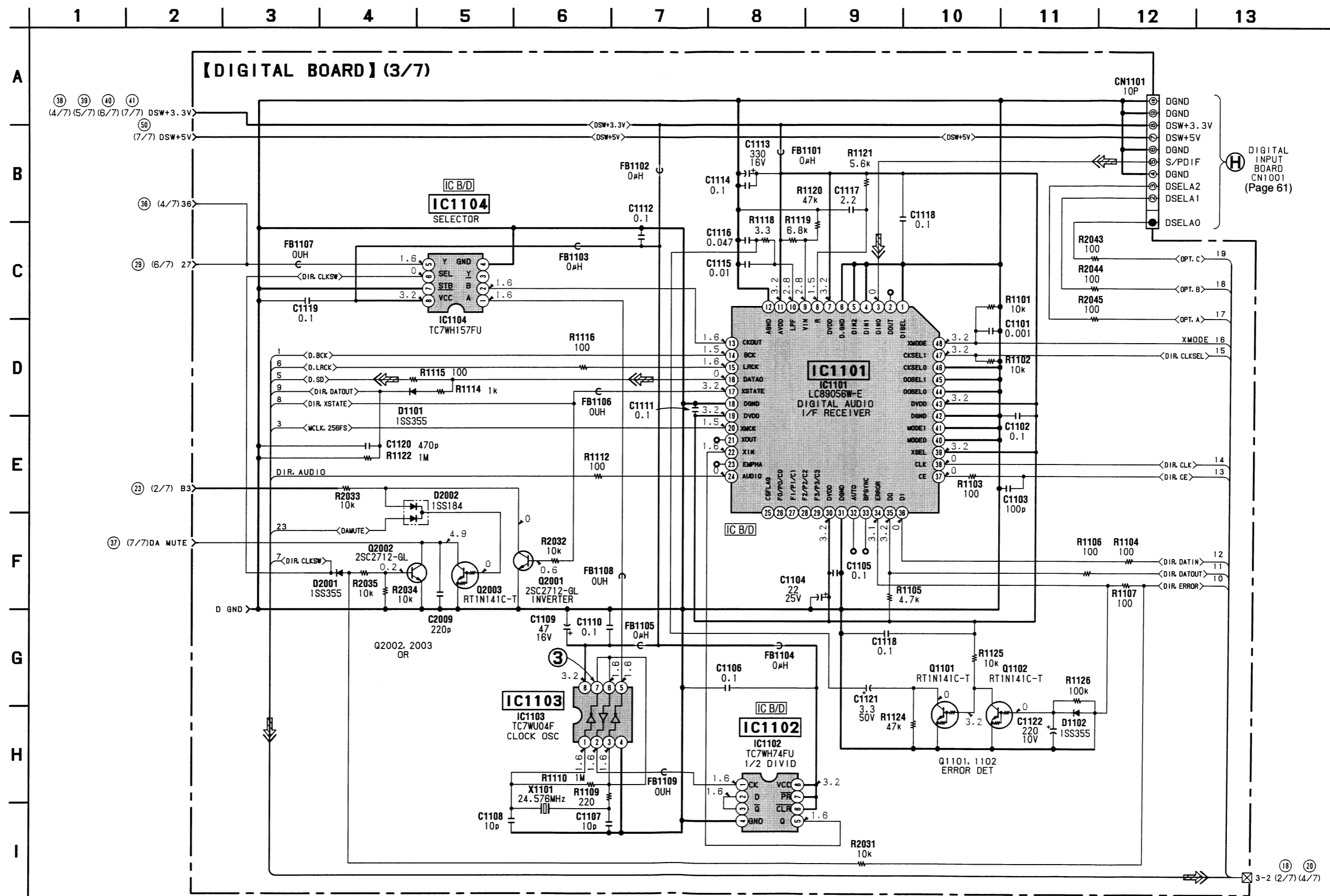


**STR-DA4ES/DA7ES/VA333ES**

**6-9. SCHEMATIC DIAGRAM — DIGITAL SECTION (2/7) —** Refer to page 28 for Waveform. Refer to page 66 for IC Block Diagram.

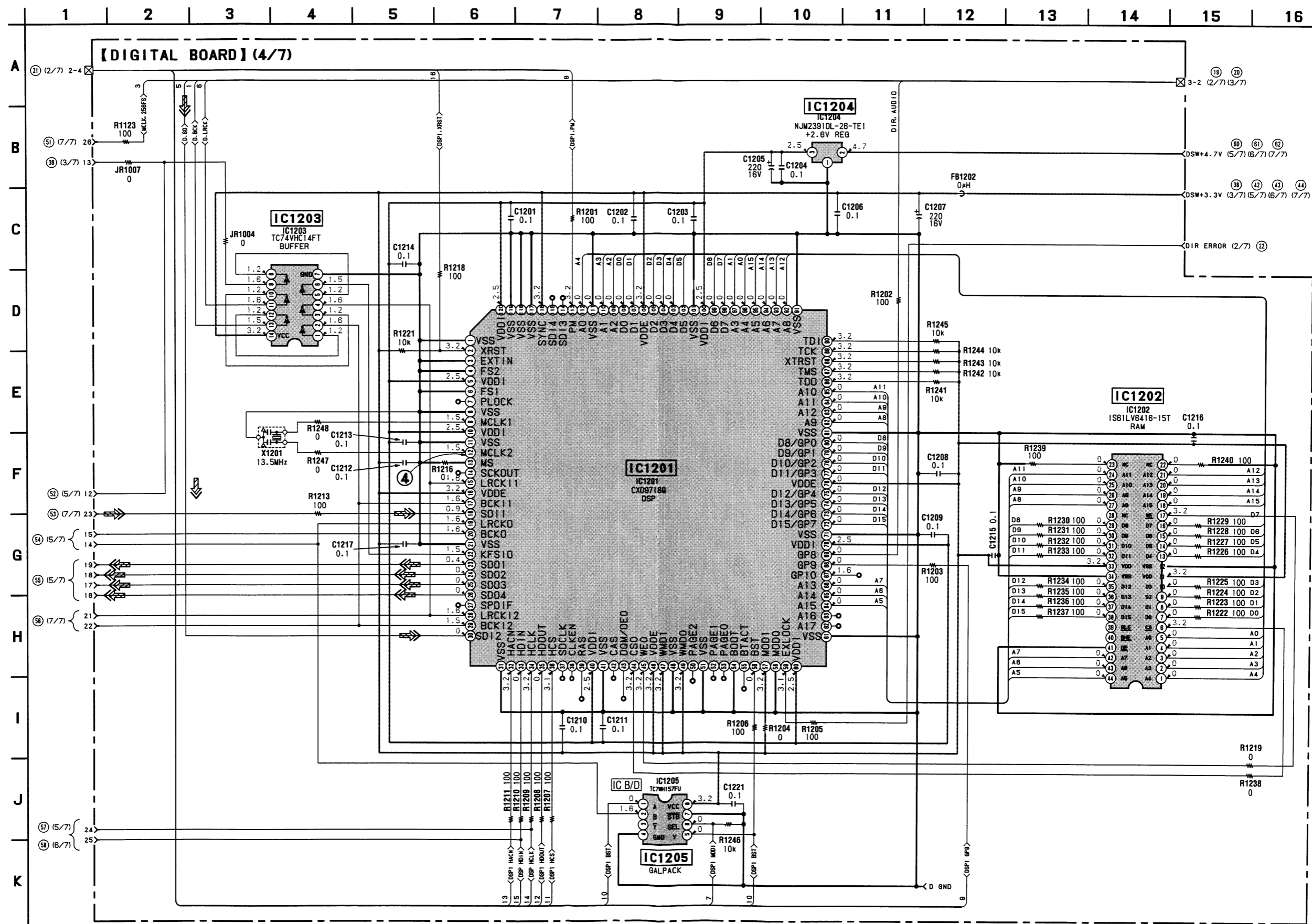


6-10. SCHEMATIC DIAGRAM — DIGITAL SECTION (3/7) — Refer to page 28 for Waveform. Refer to page 66 for IC Block Diagrams.



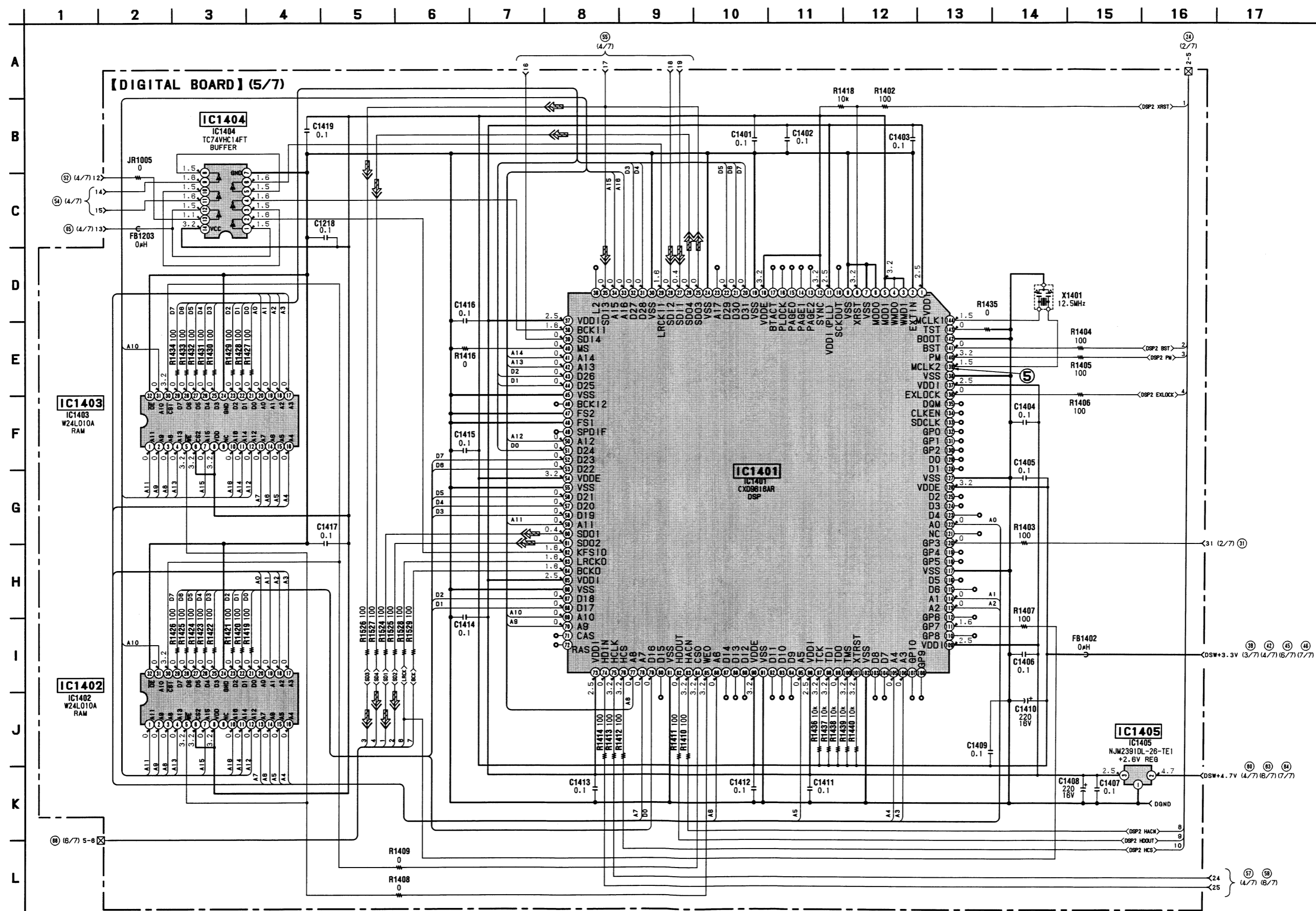
STR-DA4ES/DA7ES/VA333ES

6-11. SCHEMATIC DIAGRAM — DIGITAL SECTION (4/7) — Refer to page 28 for Waveform. Refer to page 66 for IC Block Diagram.



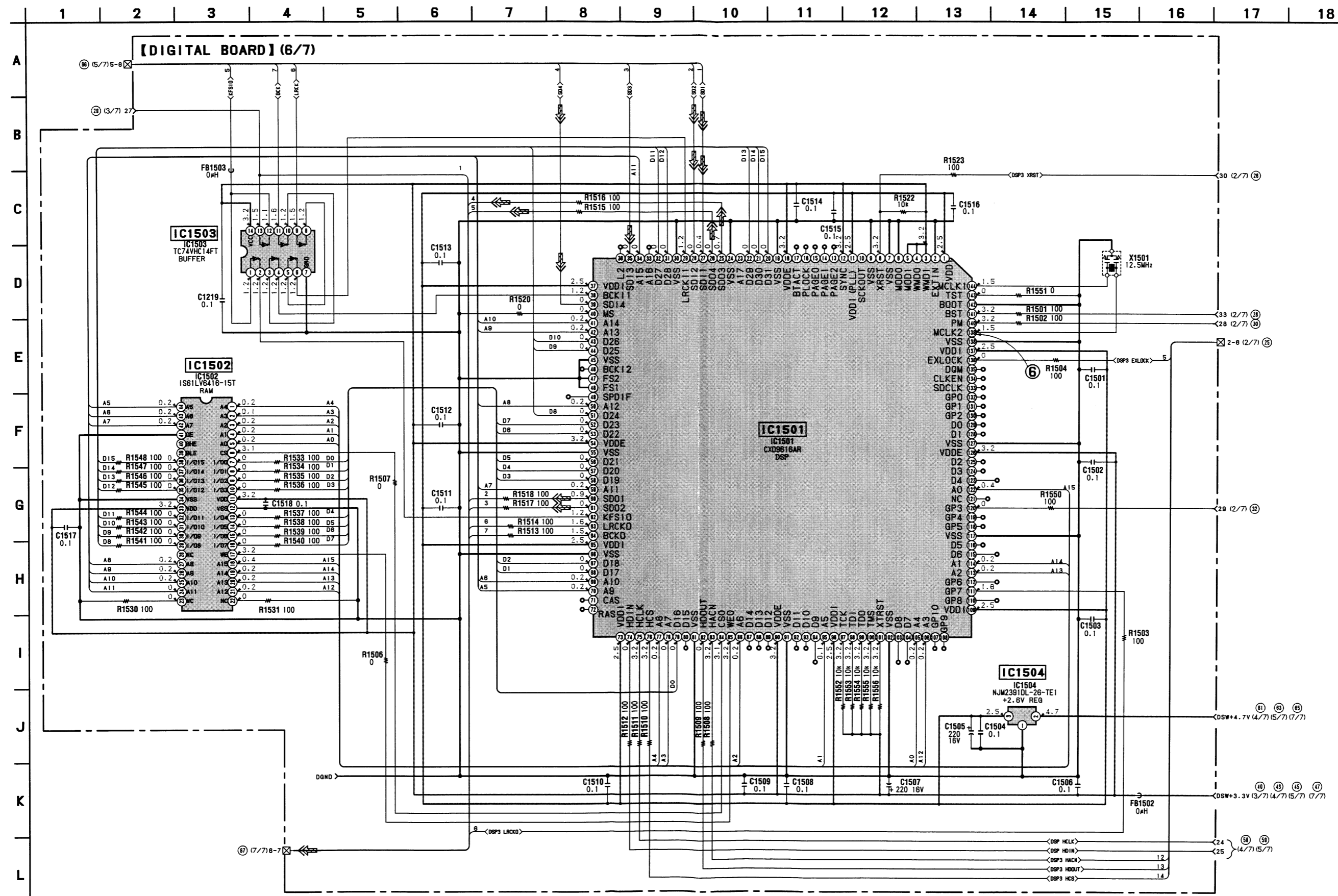


6-12. SCHEMATIC DIAGRAM — DIGITAL SECTION (5/7) — • Refer to page 28 for Waveform.

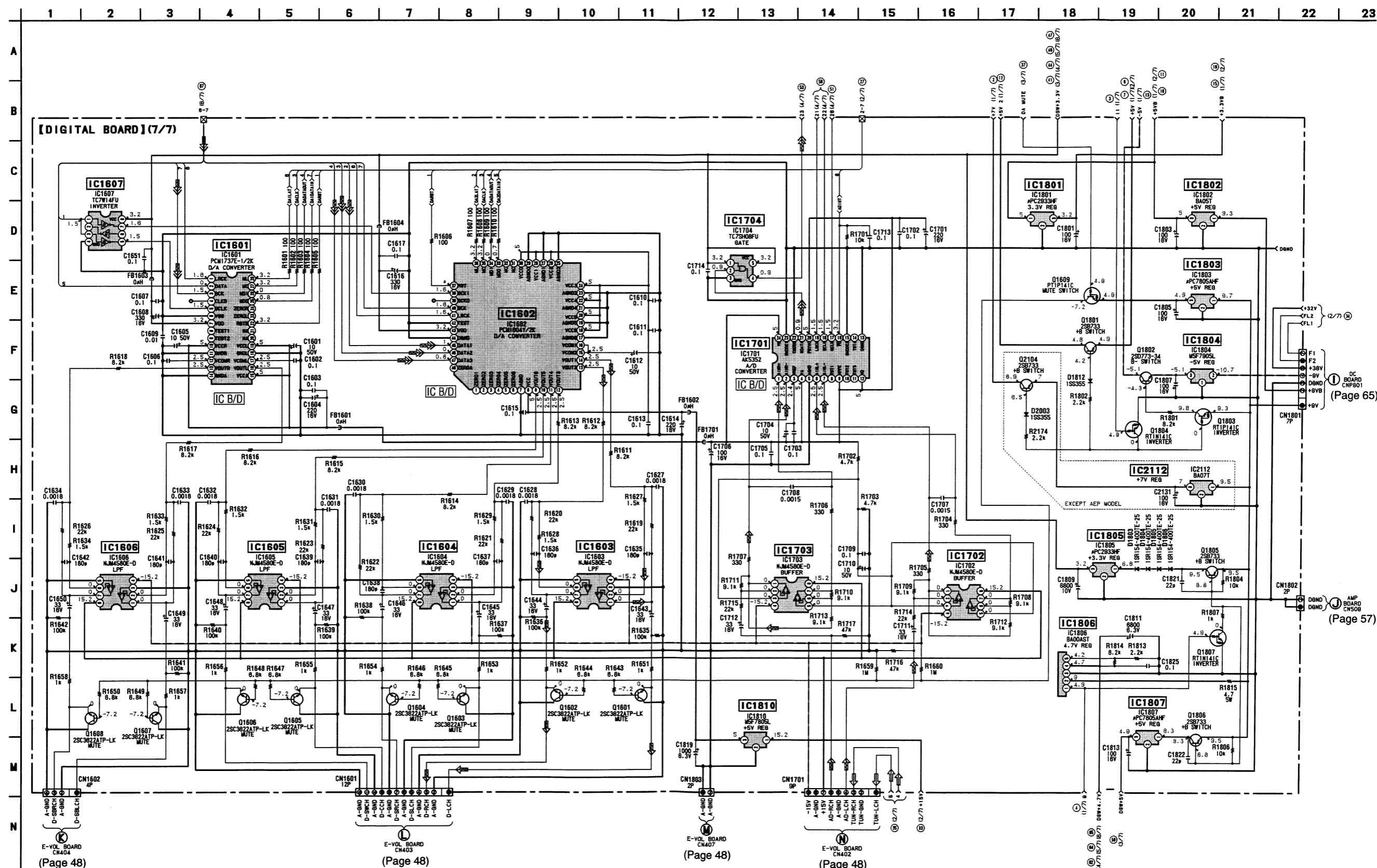


STR-DA4ES/DA7ES/VA333ES

6-13. SCHEMATIC DIAGRAM — DIGITAL SECTION (6/7) — • Refer to page 28 for Waveform.

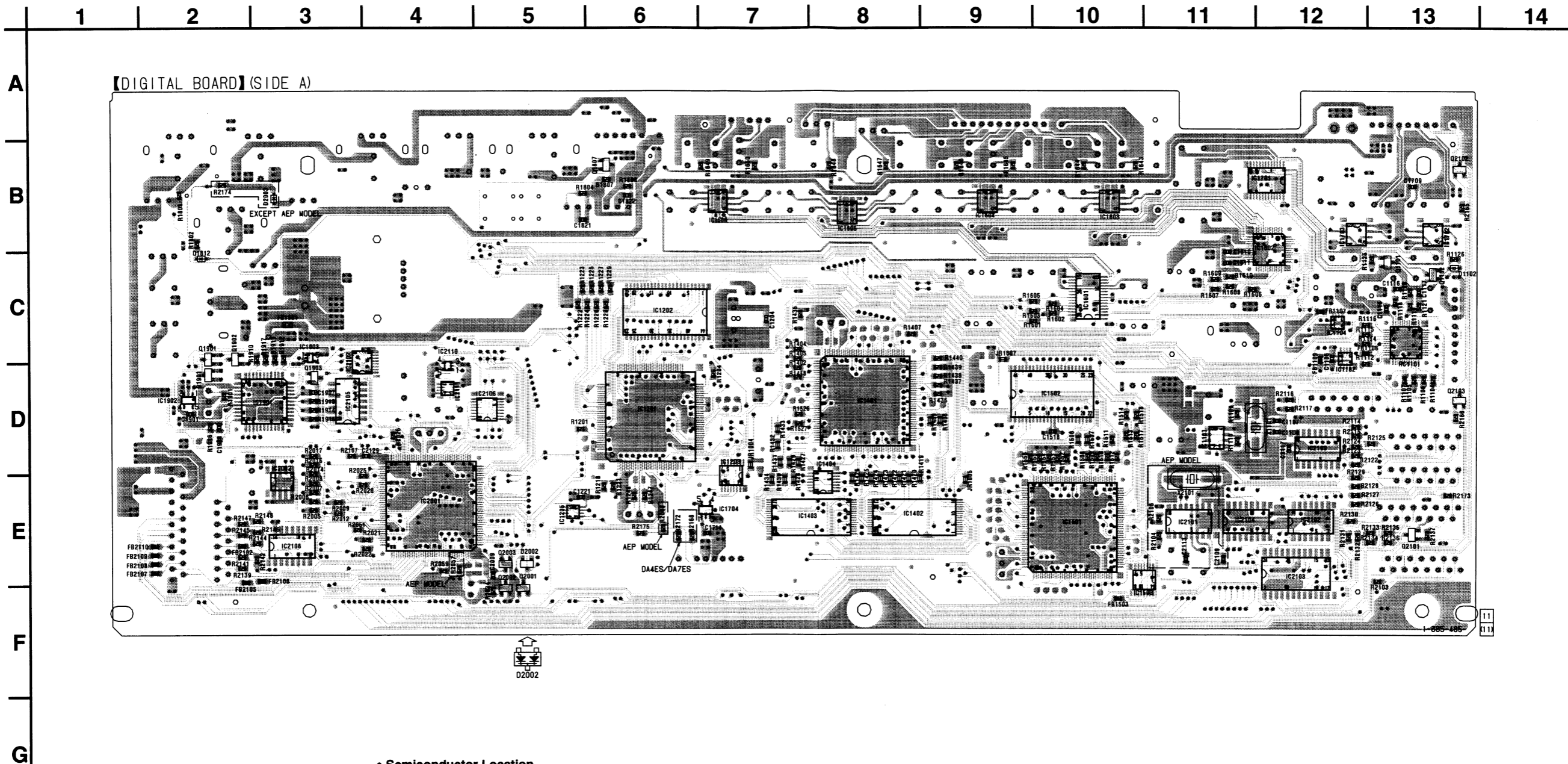


6-14. SCHEMATIC DIAGRAM — DIGITAL SECTION (7/7) — • Refer to page 66 for IC Block Diagrams.



STR-DA4ES/DA7ES/VA333ES

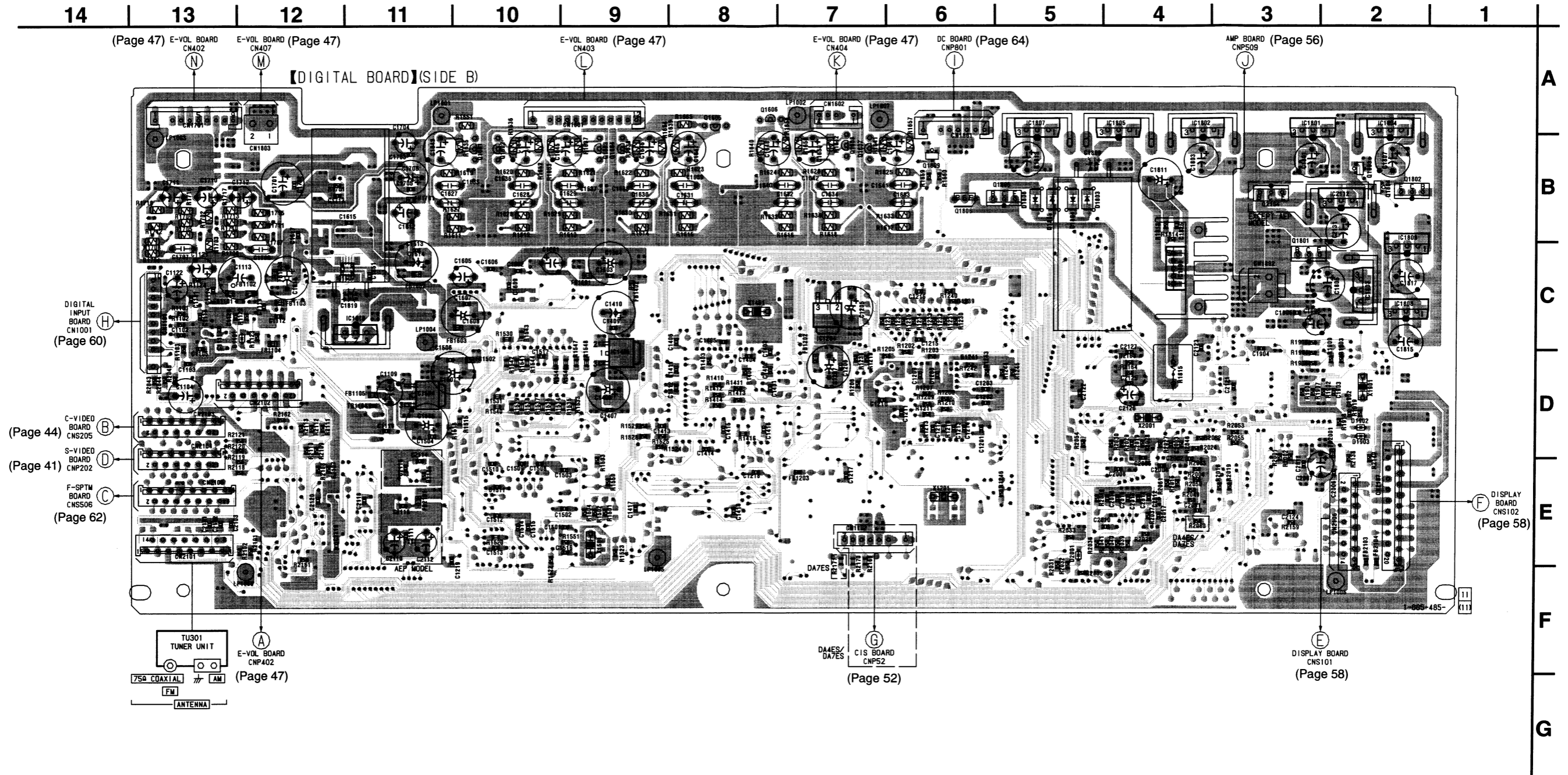
6-15. PRINTED WIRING BOARD — DIGITAL SECTION — • Refer to page 27 for Circuit Boards Location.



• Semiconductor Location

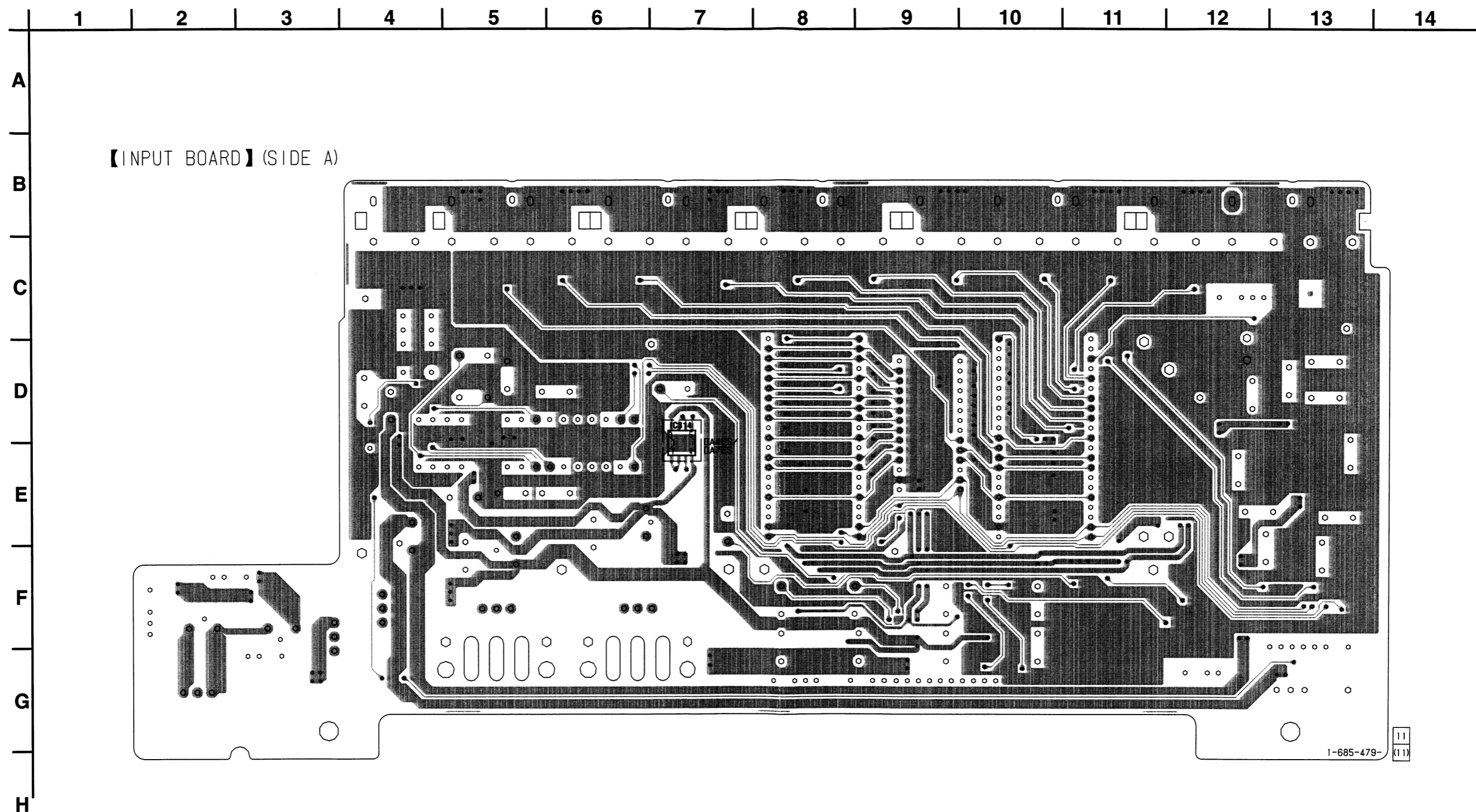
Ref. No.	Location	Ref. No.	Location	Ref. No.	Location	Ref. No.	Location	Ref. No.	Location
(D1101)	C-12	IC1203	D-7	IC1702	B-13	IC2103	E-12	(Q1608)	B-7
D1102	C-13	(IC1204)	C-7	IC1703	B-12	IC2104	E-11	(Q1609)	B-6
(D1803)	B-5	IC1205	E-5	IC1704	E-7	IC2105	D-3	(Q1801)	C-3
(D1804)	B-5	IC1401	D-8	(IC1801)	A-3	IC2106	D-5	(Q1802)	B-2
(D1805)	B-5	IC1402	E-8	(IC1802)	A-4	IC2107	C-3	(Q1803)	B-2
(D1806)	B-5	IC1403	E-7	(IC1803)	C-2	IC2108	E-3	(Q1804)	B-2
D1812	C-2	IC1404	E-8	(IC1804)	A-2	IC2109	D-12	(Q1805)	B-5
D1901	D-2	(IC1405)	D-9	(IC1805)	A-4	IC2110	C-4	(Q1806)	B-6
(D1902)	D-2	IC1501	E-10	(IC1806)	C-4	IC2111	D-4	Q1807	B-6
(D1903)	D-2	IC1502	D-10	(IC1807)	A-5	(IC2112)	B-2	Q1901	C-2
(D2001)	E-5	IC1503	E-10	(IC1808)	C-2			Q1902	C-2
D2002	E-5	(IC1504)	D-11	(IC1809)	B-2	Q1101	C-13	Q1903	D-3
D2003	B-3	IC1601	C-10	(IC1810)	C-11	Q1102	C-13	Q2001	F-5
IC1101	C-13	IC1602	B-12	IC1901	D-3	(Q1601)	B-10	Q2002	F-5
IC1102	C-12	IC1603	B-10	IC1902	D-2	(Q1602)	B-10	Q2003	E-5
IC1103	D-11	IC1604	B-9	IC1903	C-3	(Q1603)	B-9	Q2101	E-13
IC1104	C-12	IC1605	B-8	IC2001	E-4	(Q1604)	B-9	Q2102	B-13
IC1201	D-6	IC1606	B-7	IC2002	E-3	(Q1605)	A-8	Q2103	D-13
IC1202	C-6	(IC1607)	C-11	IC2101	E-11	(Q1606)	A-8	(Q2104)	B-3
		IC1701	B-12	IC2102	E-12	(Q1607)	B-7		

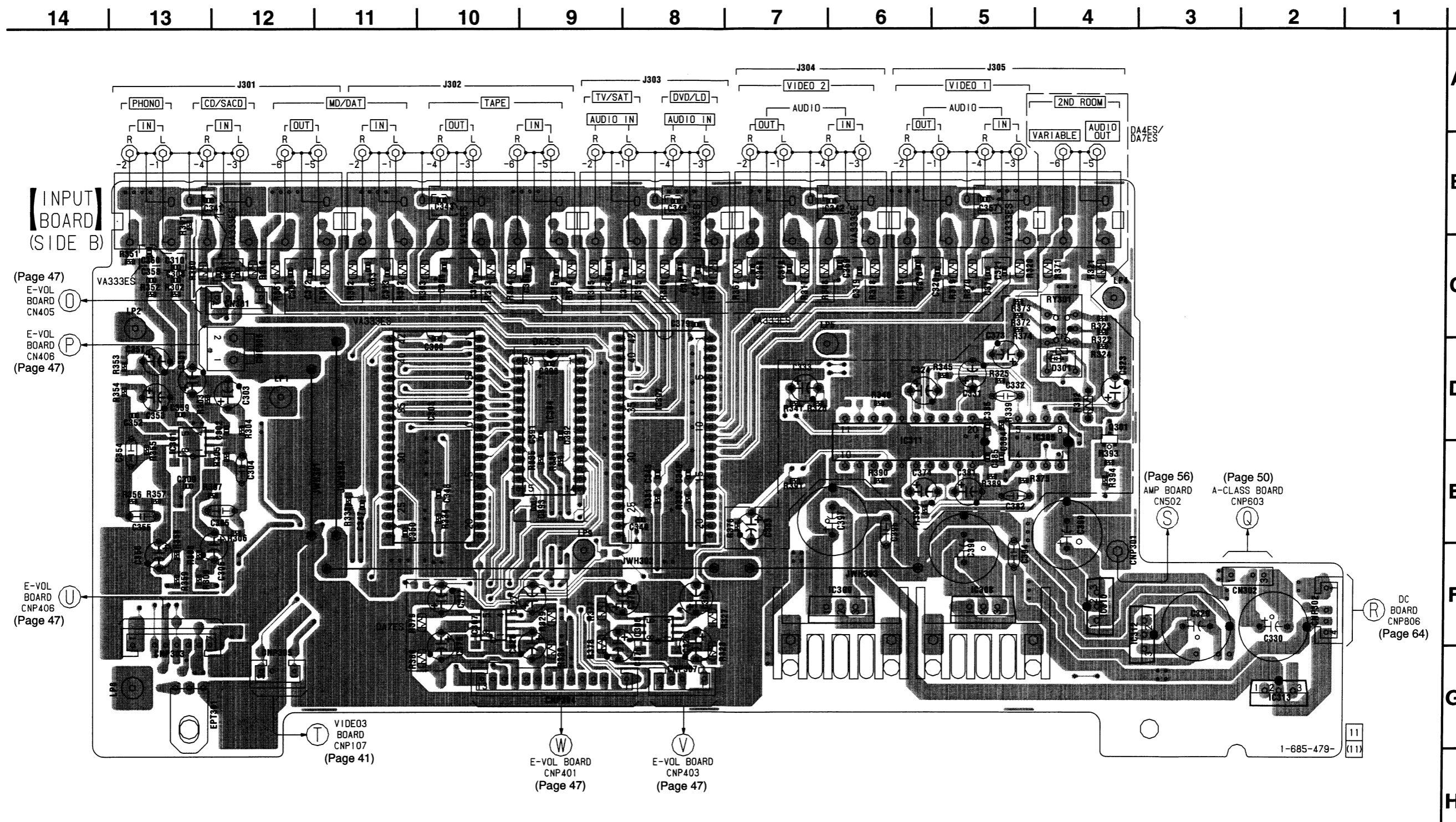
( ) : SIDE B



STR-DA4ES/DA7ES/VA333ES

6-16. PRINTED WIRING BOARD — INPUT SECTION — • Refer to page 27 for Circuit Boards Location.





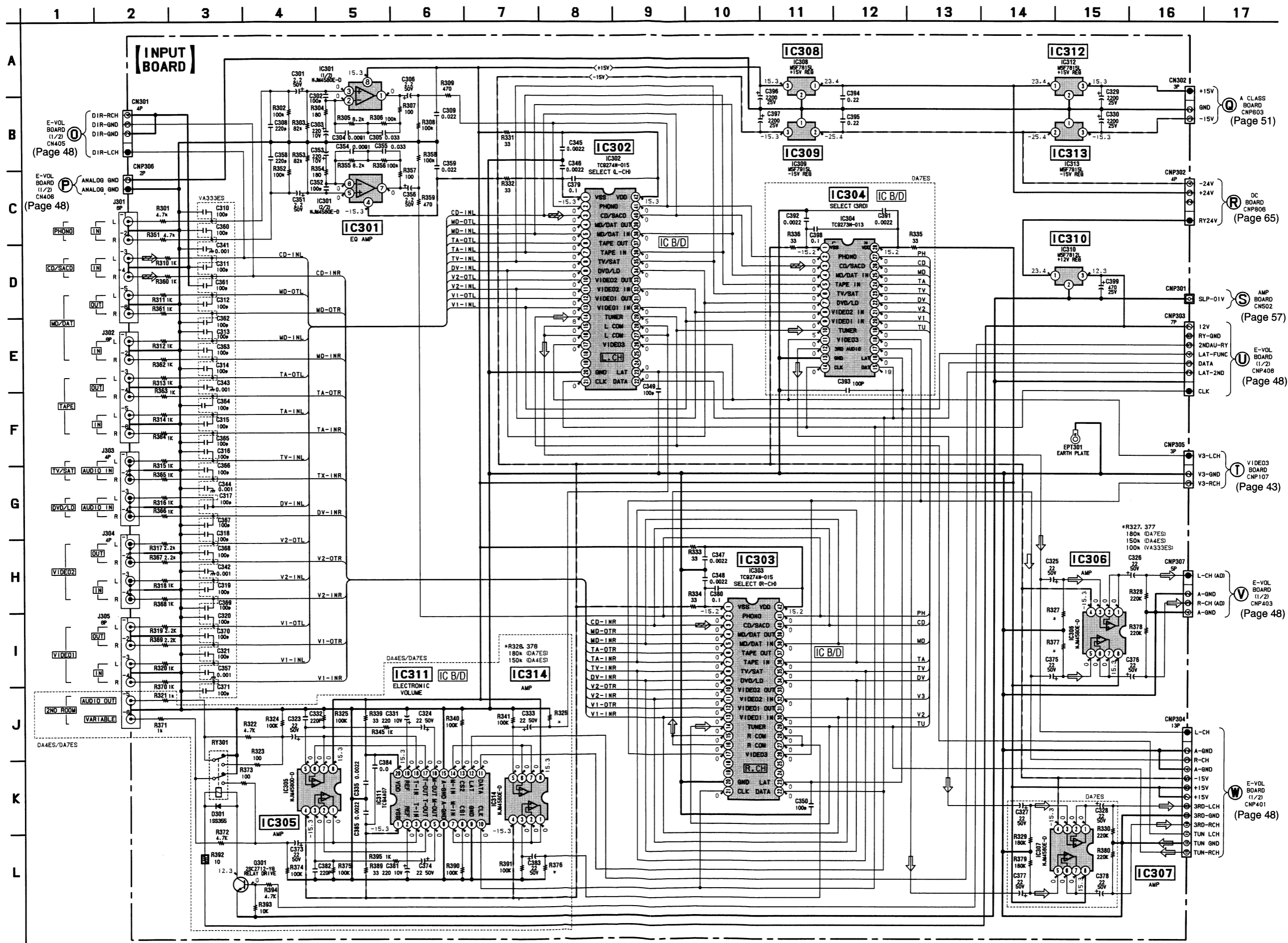
• Semiconductor Location

Ref. No.	Location	Ref. No.	Location
D301	D-4	IC308	F-5
IC301	D-13	IC309	F-6
IC302	D-8	IC310	F-4
IC303	D-10	IC311	D-6
IC304	D-9	IC312	F-4
IC305	D-4	IC313	G-2
IC306	F-8	(IC314)	E-7
IC307	F-10	Q301	D-4

( ) : SIDE A

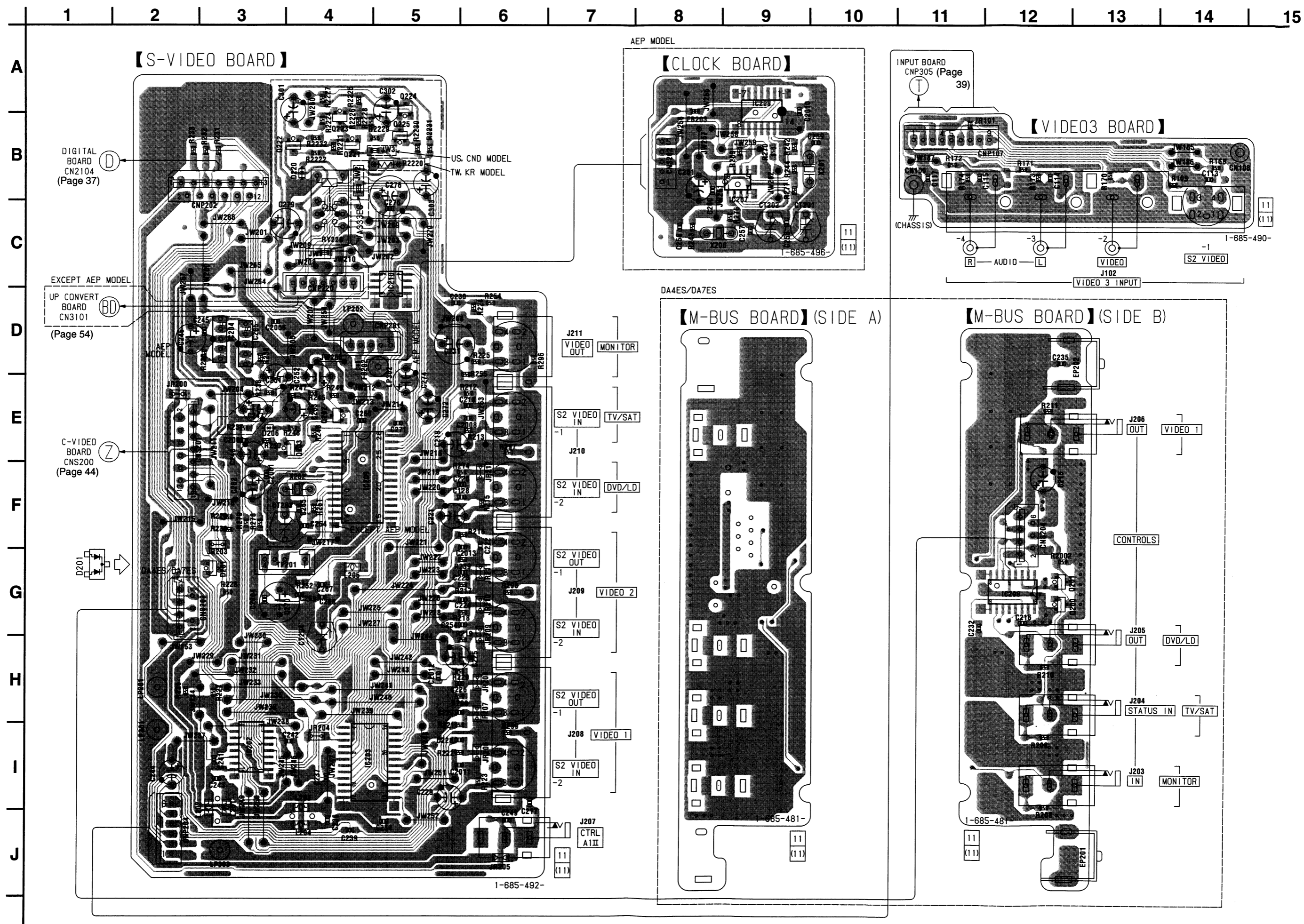
STR-DA4ES/DA7ES/VA333ES

6-17. SCHEMATIC DIAGRAM — INPUT SECTION — • Refer to page 68 for IC Block Diagrams.



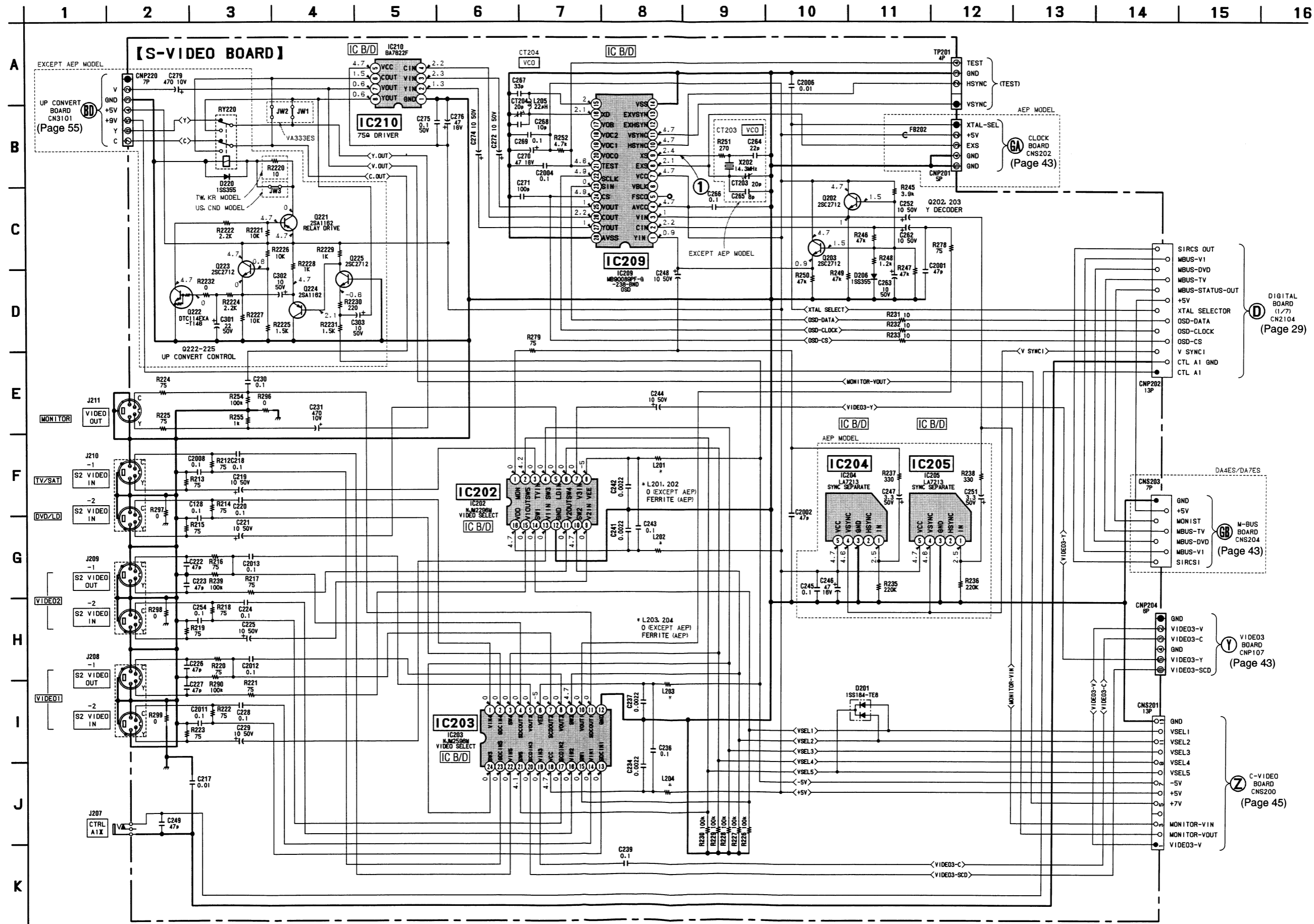


6-18. PRINTED WIRING BOARD — S-VIDEO SECTION — Refer to page 43 for Semiconductor Location. Refer to page 27 for Circuit Boards Location.

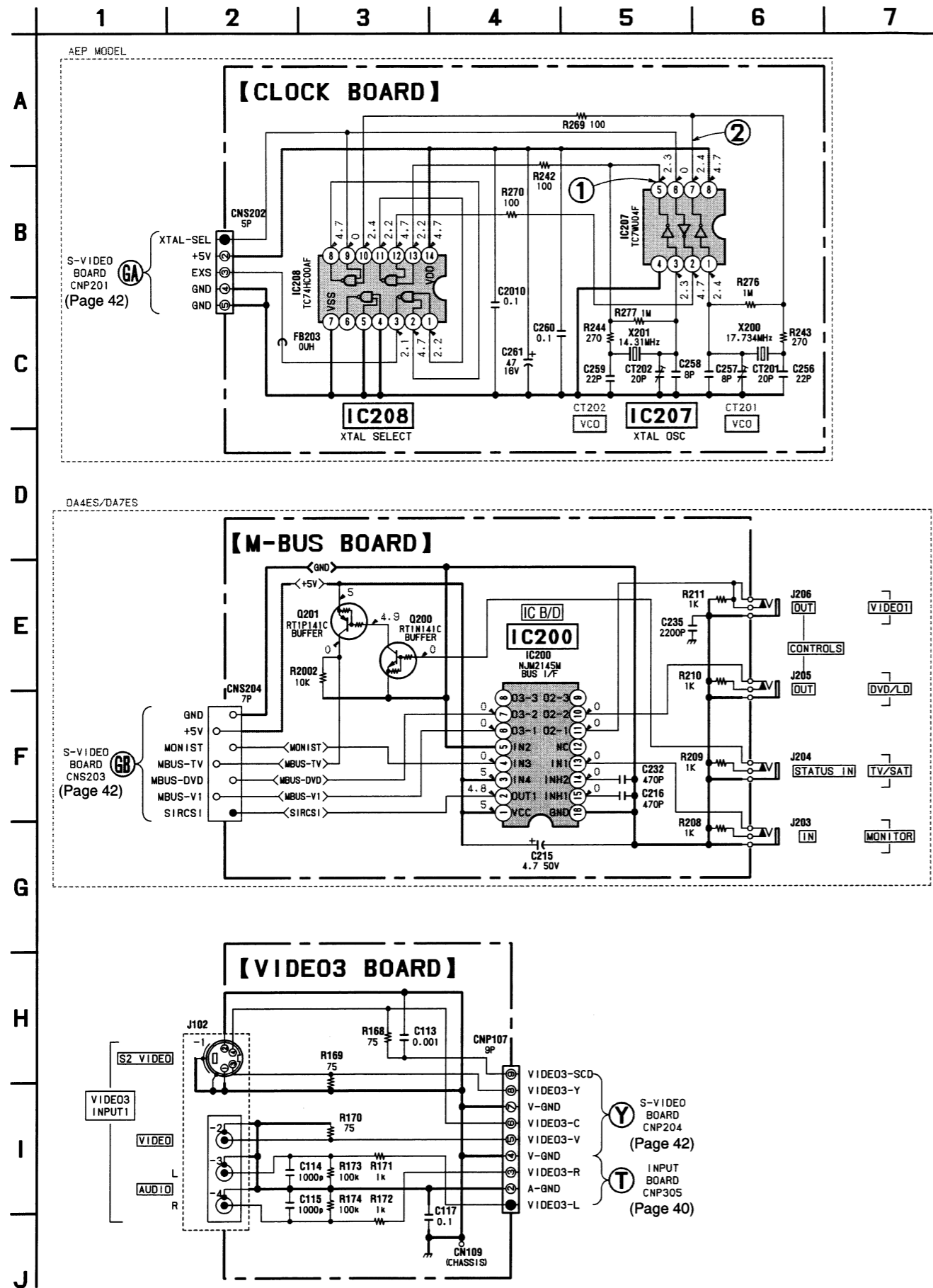


STR-DA4ES/DA7ES/VA333ES

6-19. SCHEMATIC DIAGRAM — S-VIDEO SECTION (1/2) — Refer to page 28 for Waveform. Refer to page 69 for IC Block Diagrams.



6-20. SCHEMATIC DIAGRAM — S-VIDEO SECTION (2/2) — • Refer to page 28 for Waveforms. • Refer to page 69 for IC Block Diagram.

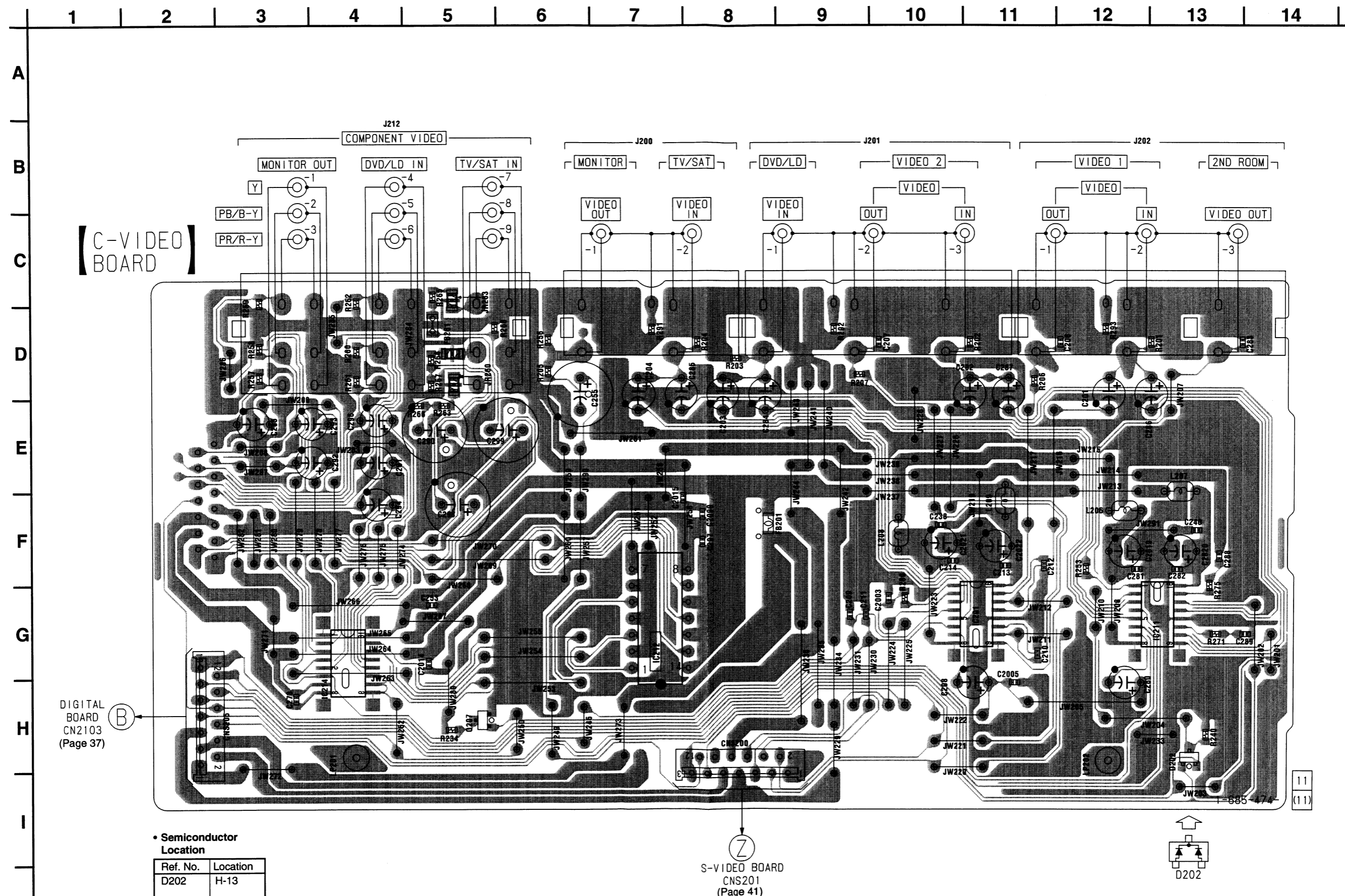


• Semiconductor Location

Ref. No.	Location
D201	G-3
D206	E-3
D220	B-4
IC200	G-12
IC202	I-3
IC203	I-4
IC204	D-3
IC205	D-3
IC207	B-9
IC208	A-9
IC209	F-4
IC210	C-5
Q200	G-12
Q201	G-12
Q202	E-4
Q203	E-4
Q221	B-4
Q222	B-4
Q223	B-4
Q224	A-5
Q225	B-5

STR-DA4ES/DA7ES/VA333ES

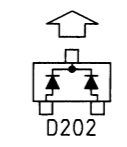
6-21. PRINTED WIRING BOARD — C-VIDEO SECTION — • Refer to page 27 for Circuit Boards Location.



• Semiconductor Location

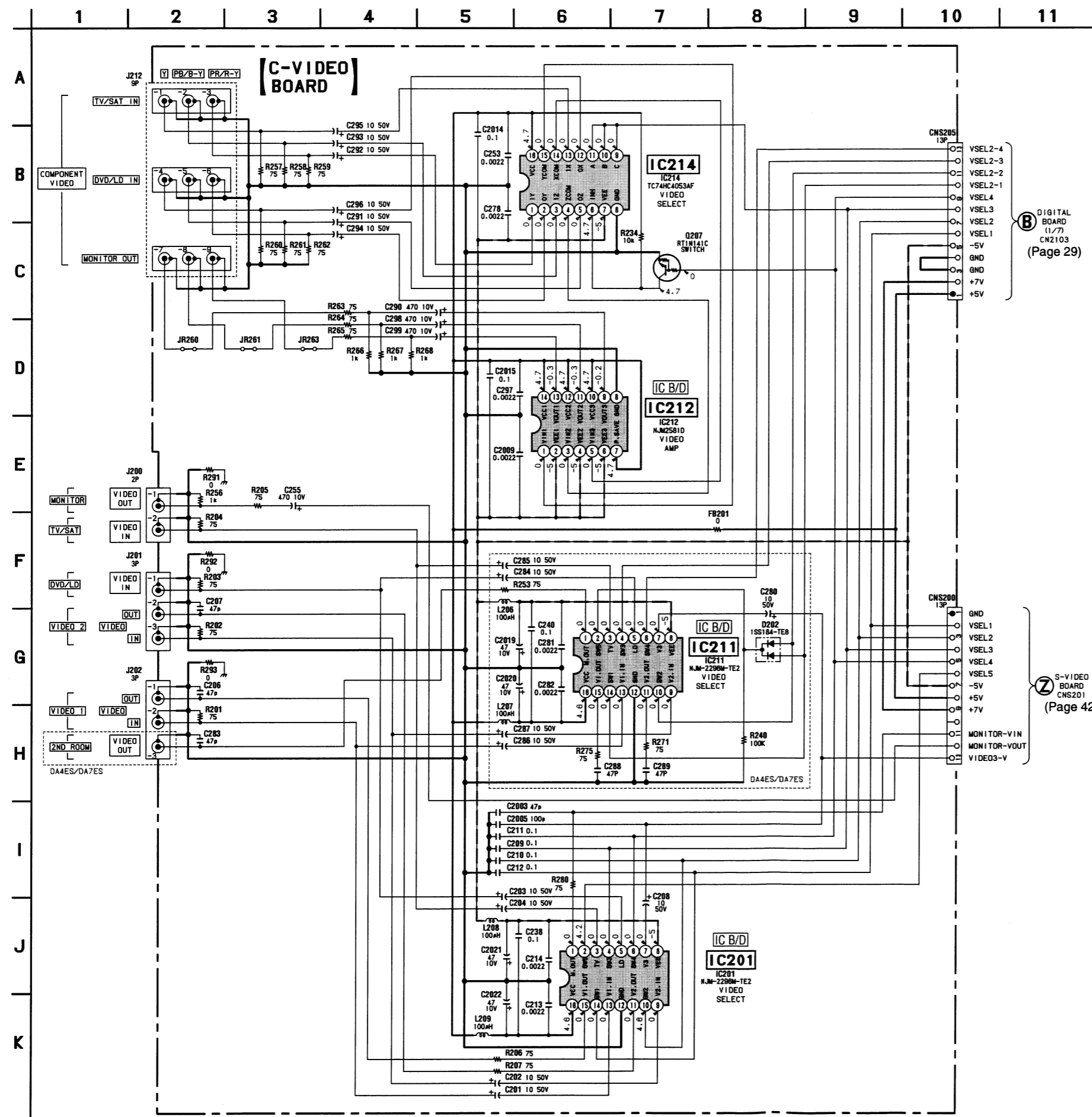
Ref. No.	Location
D202	H-13
IC201	G-11
IC211	G-13
IC212	G-7
IC214	H-4
Q207	H-5

Ⓩ  
S-VIDEO BOARD  
CNS201  
(Page 41)



11  
(11)

6-22. SCHEMATIC DIAGRAM — C-VIDEO SECTION — • Refer to page 69 for IC Block Diagrams.

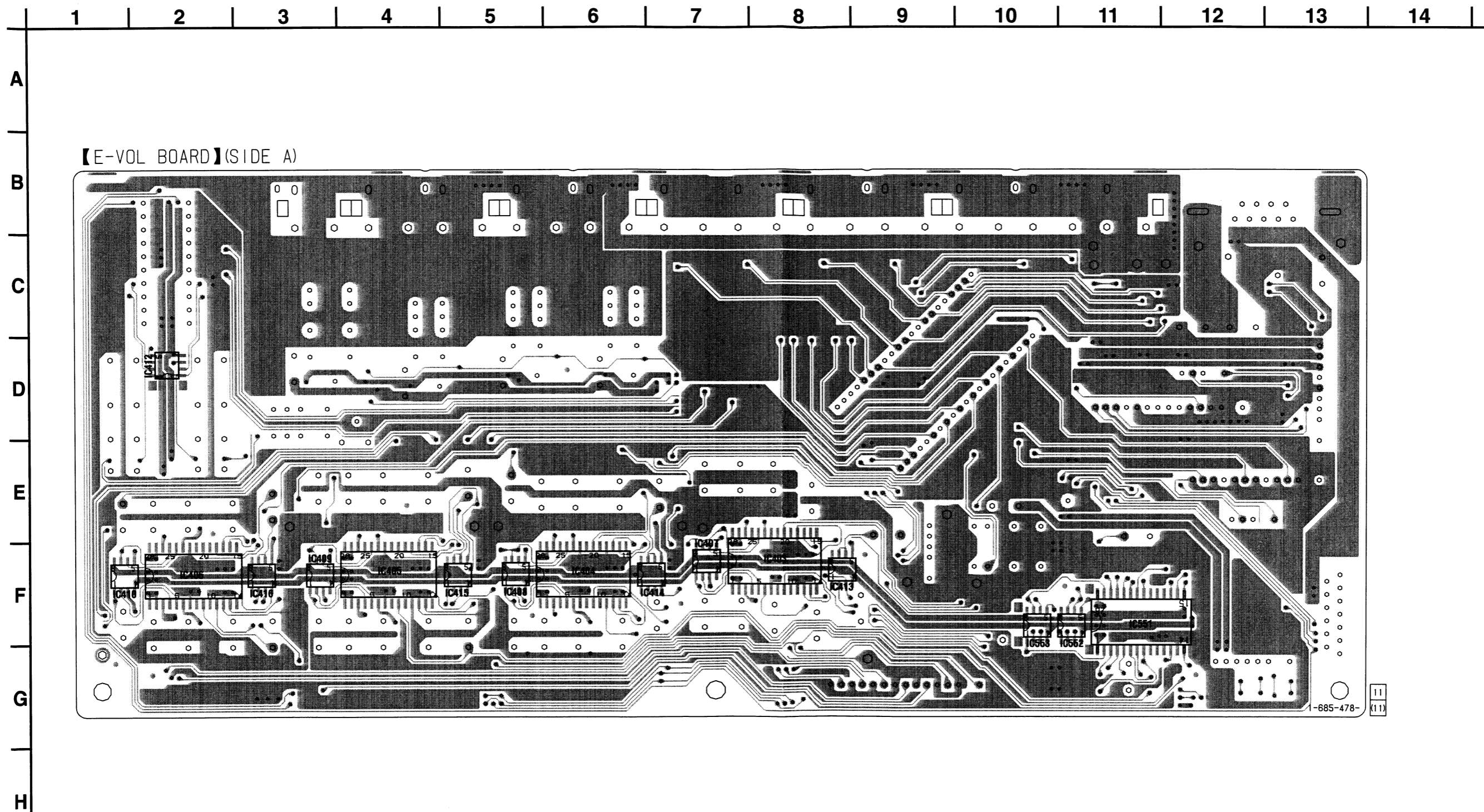


DIGITAL BOARD (1/7) CN2103 (Page 29)

S-VIDEO BOARD CNS201 (Page 42)

STR-DA4ES/DA7ES/VA333ES

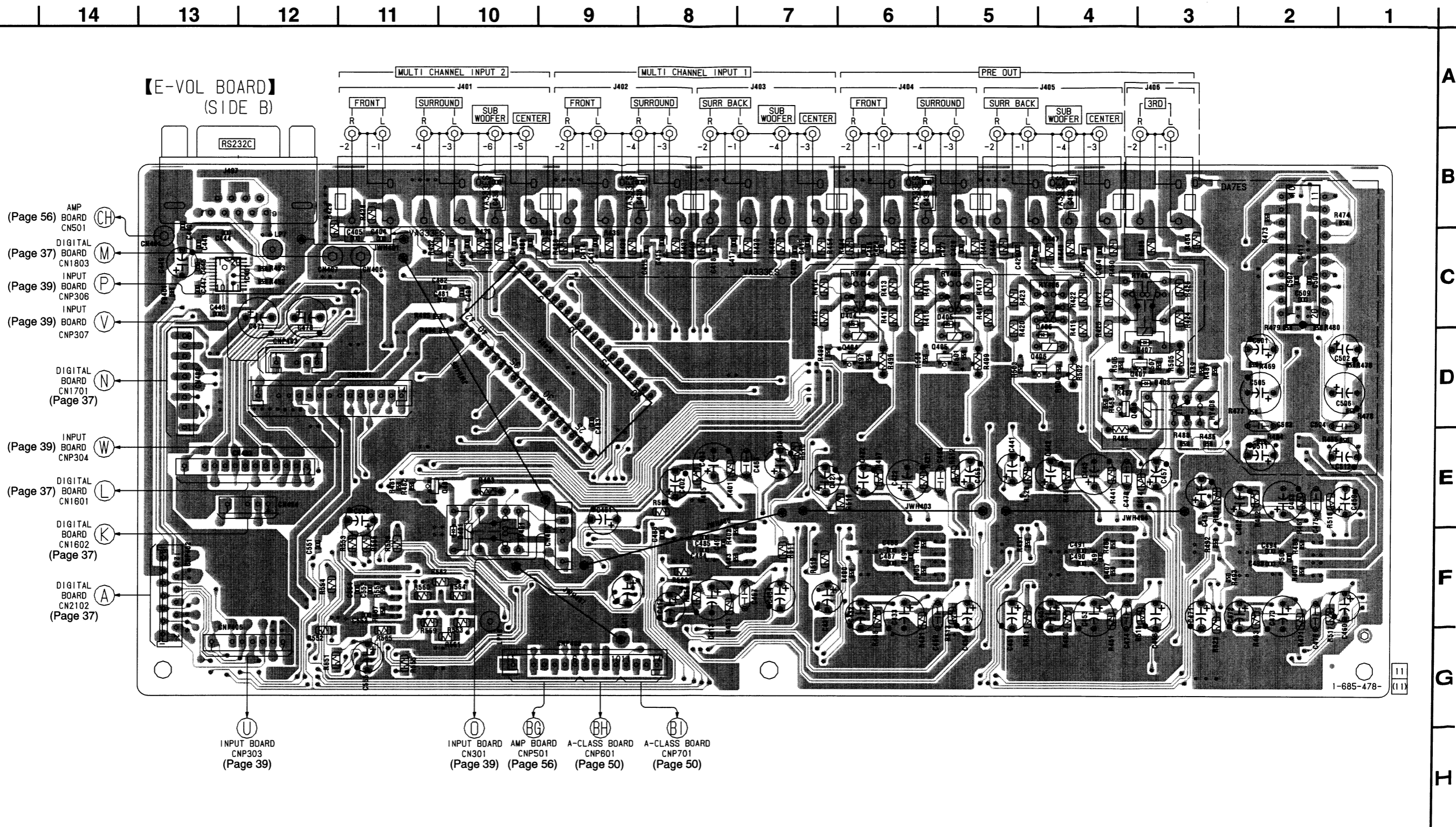
6-23. PRINTED WIRING BOARD — E-VOL SECTION — • Refer to page 27 for Circuit Boards Location.



• Semiconductor Location

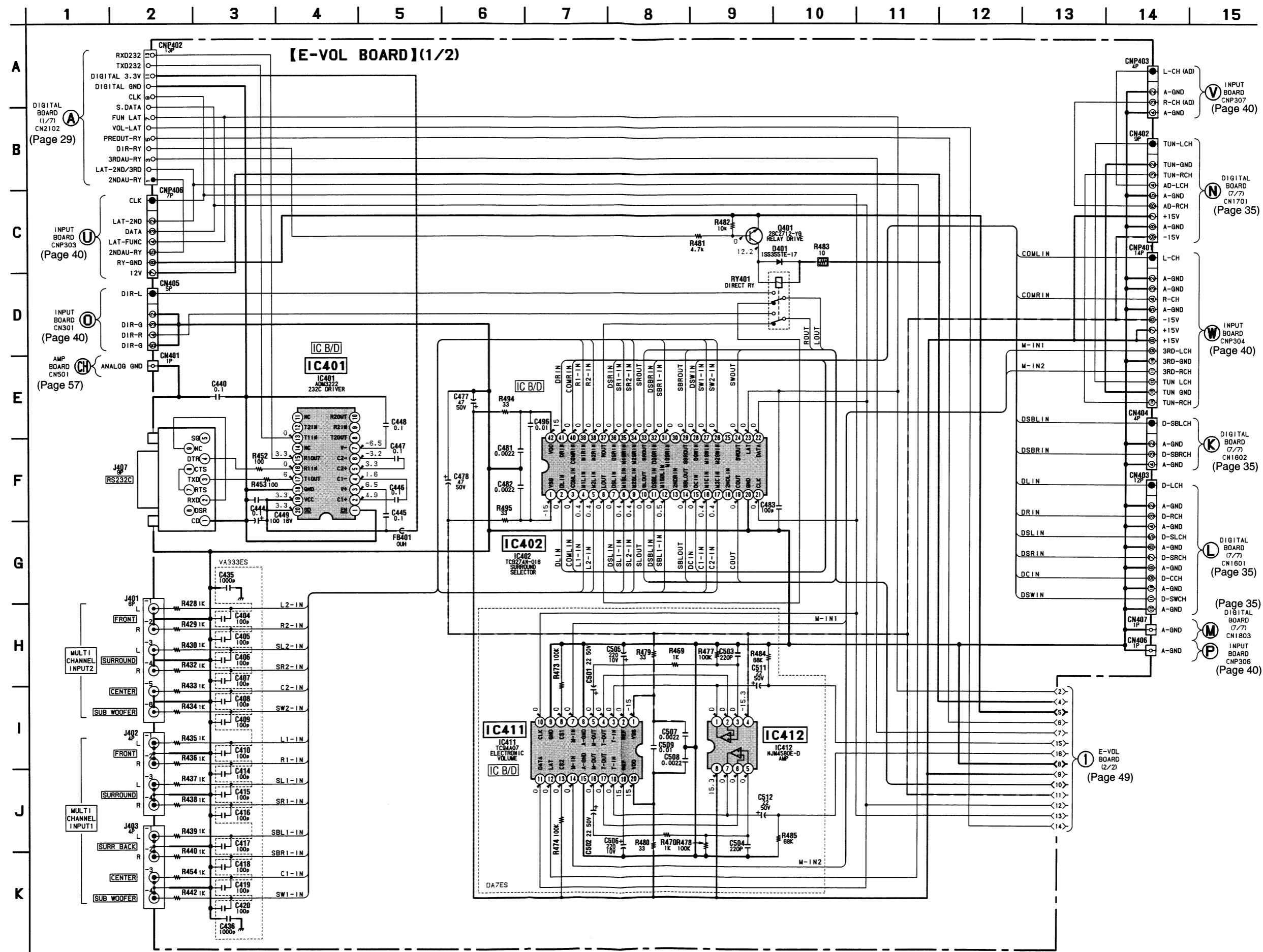
Ref. No.	Location	Ref. No.	Location	Ref. No.	Location
(D401)	F-10	IC405	F-4	IC416	F-3
(D404)	C-6	IC406	F-2	IC551	F-11
(D405)	C-5	IC407	F-7	IC552	F-11
(D406)	D-4	IC408	F-5	IC553	F-10
(D407)	D-3	IC409	F-3		
(D408)	D-3	IC410	F-1	(Q401)	E-10
		(IC411)	C-2	(Q404)	D-6
(IC401)	C-13	IC412	D-2	(Q405)	D-5
(IC402)	D-9	IC413	F-8	(Q406)	D-4
IC403	F-8	IC414	F-6	(Q407)	D-3
IC404	F-6	IC415	F-5	(Q408)	D-4

( ): SIDE B



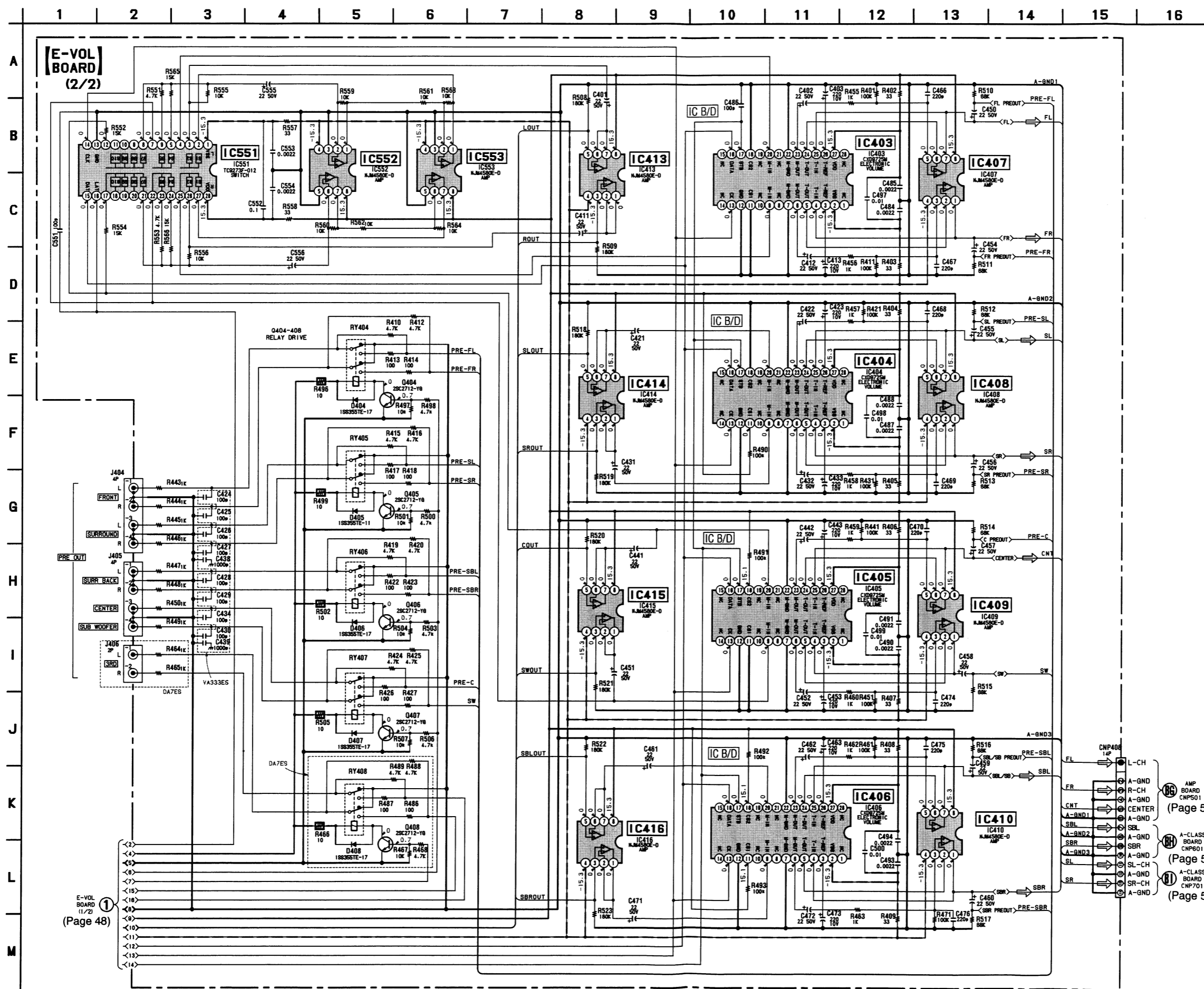
STR-DA4ES/DA7ES/VA333ES

6-24. SCHEMATIC DIAGRAM — E-VOL SECTION (1/2) — • Refer to page 68 for IC Block Diagrams.



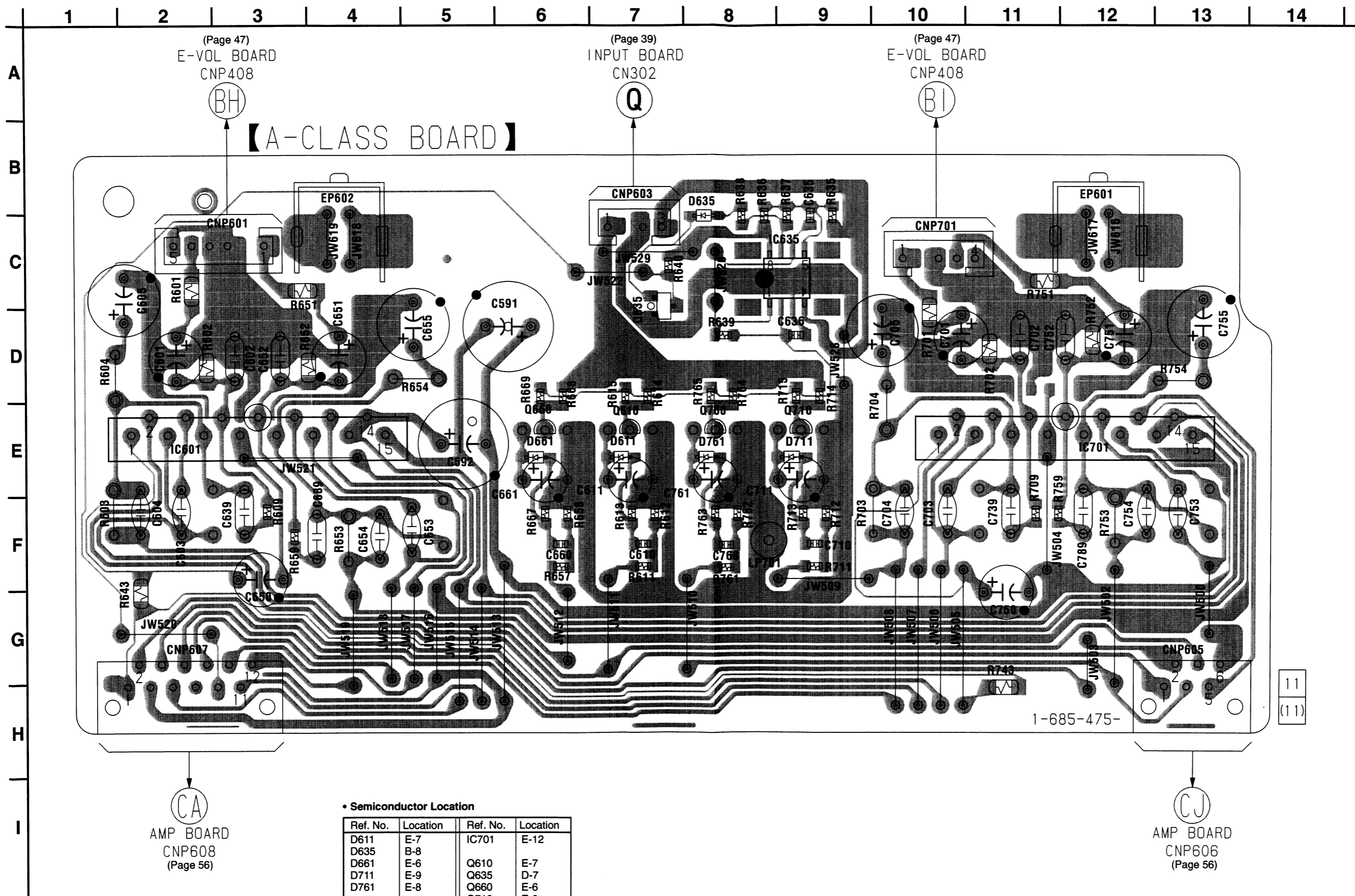


6-25. SCHEMATIC DIAGRAM — E-VOL SECTION (2/2) — • Refer to page 71 for IC Block Diagrams.



STR-DA4ES/DA7ES/VA333ES

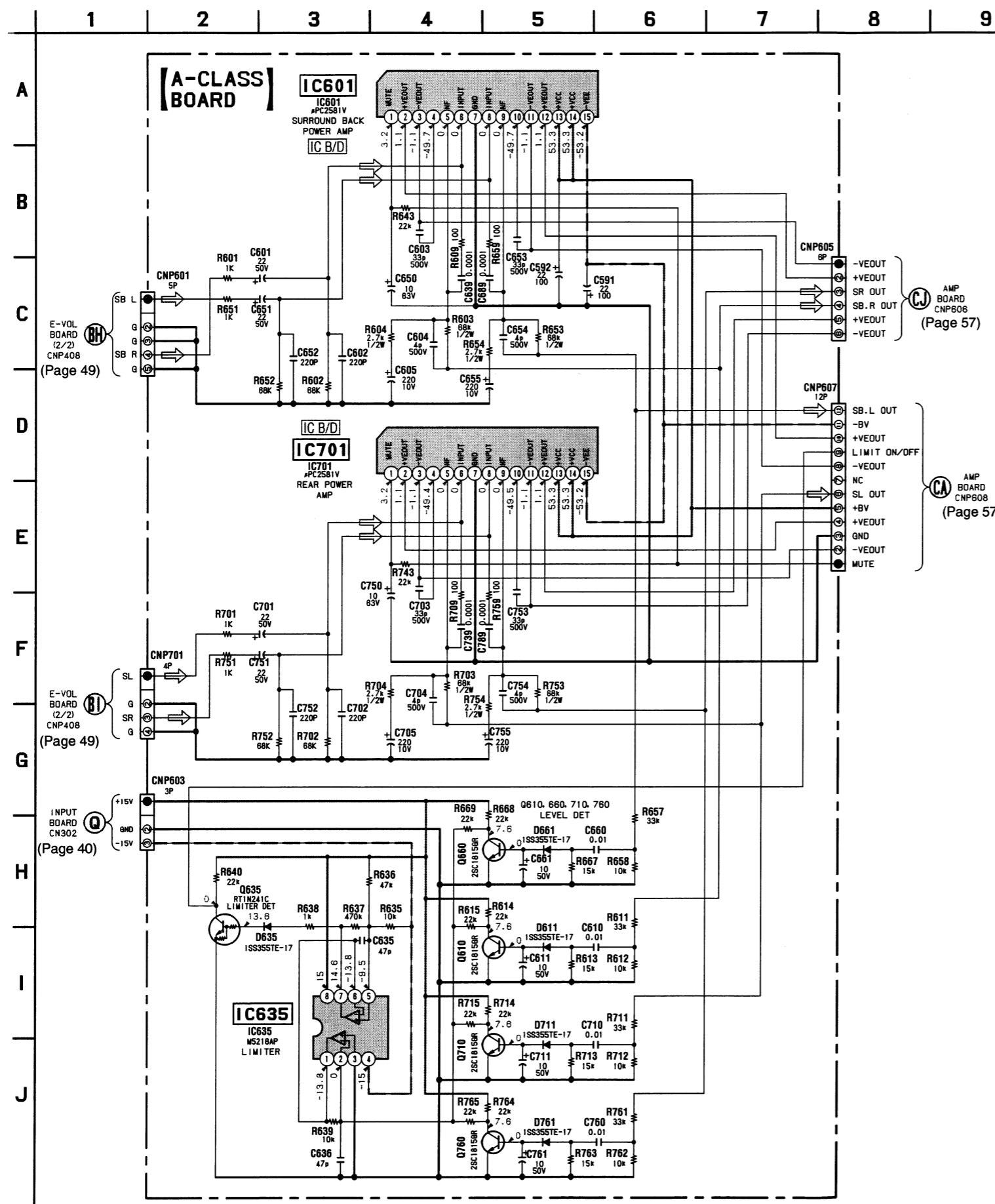
6-26. PRINTED WIRING BOARD — A-CLASS SECTION — • Refer to page 27 for Circuit Boards Location.



• Semiconductor Location

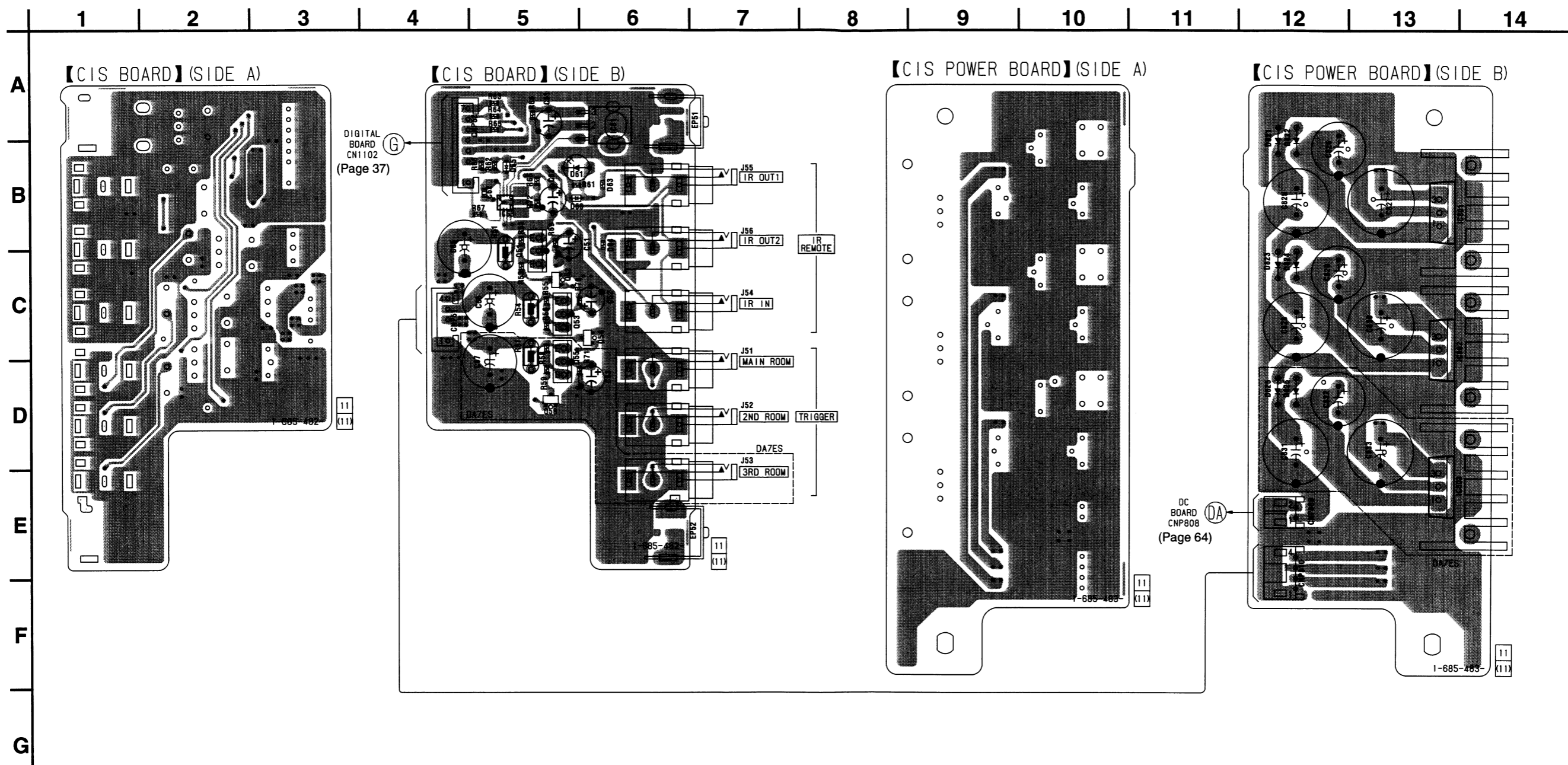
Ref. No.	Location	Ref. No.	Location
D611	E-7	IC701	E-12
D635	B-8	Q610	E-7
D661	E-6	Q635	D-7
D711	E-9	Q660	E-6
D761	E-8	Q710	E-9
IC601	E-2	Q760	E-8
IC635	C-9		

6-27. SCHEMATIC DIAGRAM — A-CLASS SECTION — • Refer to page 70 for IC Block Diagrams.



STR-DA4ES/DA7ES/VA333ES

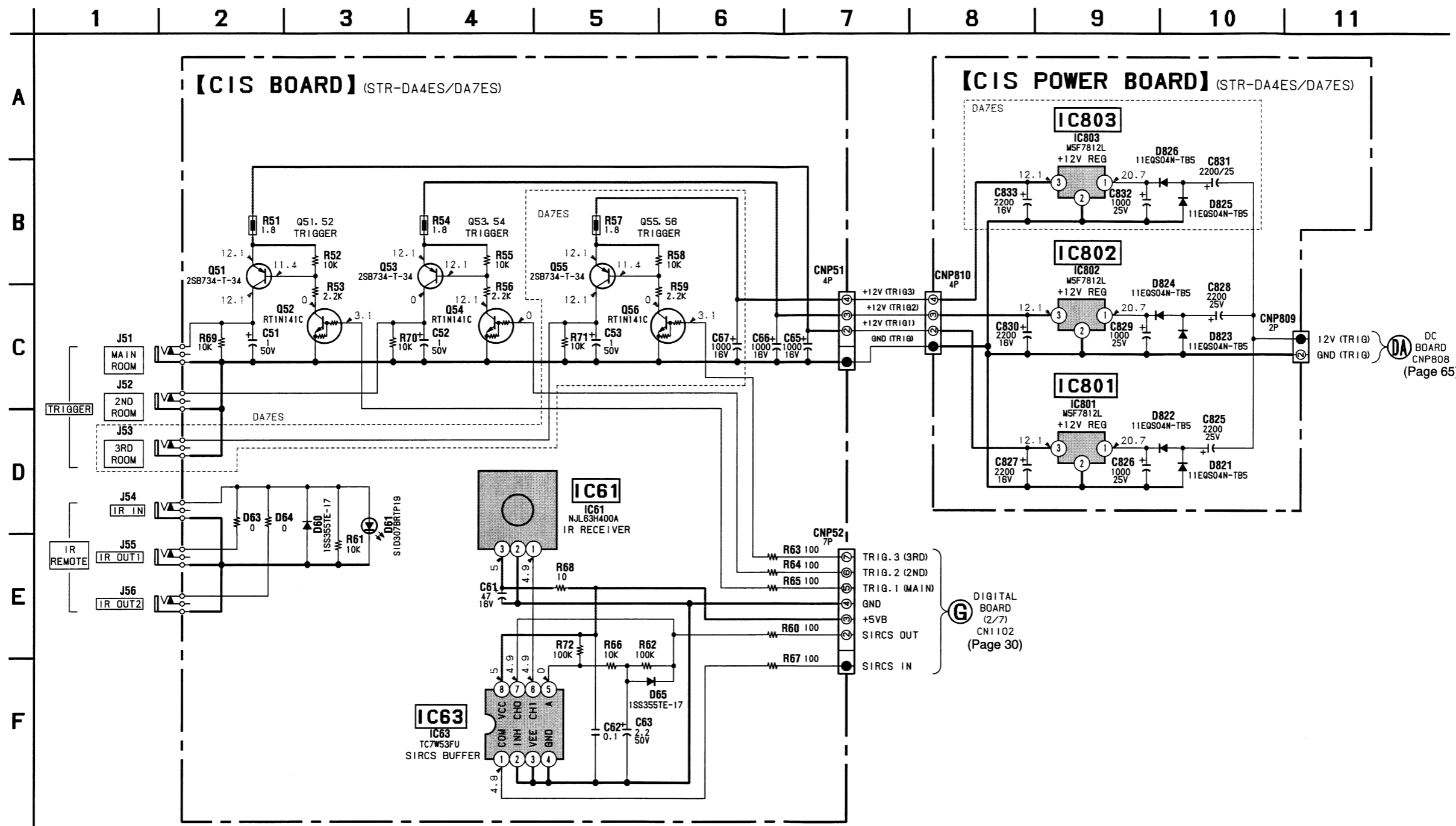
6-28. PRINTED WIRING BOARDS — CIS SECTION — • Refer to page 27 for Circuit Boards Location.



• Semiconductor Location

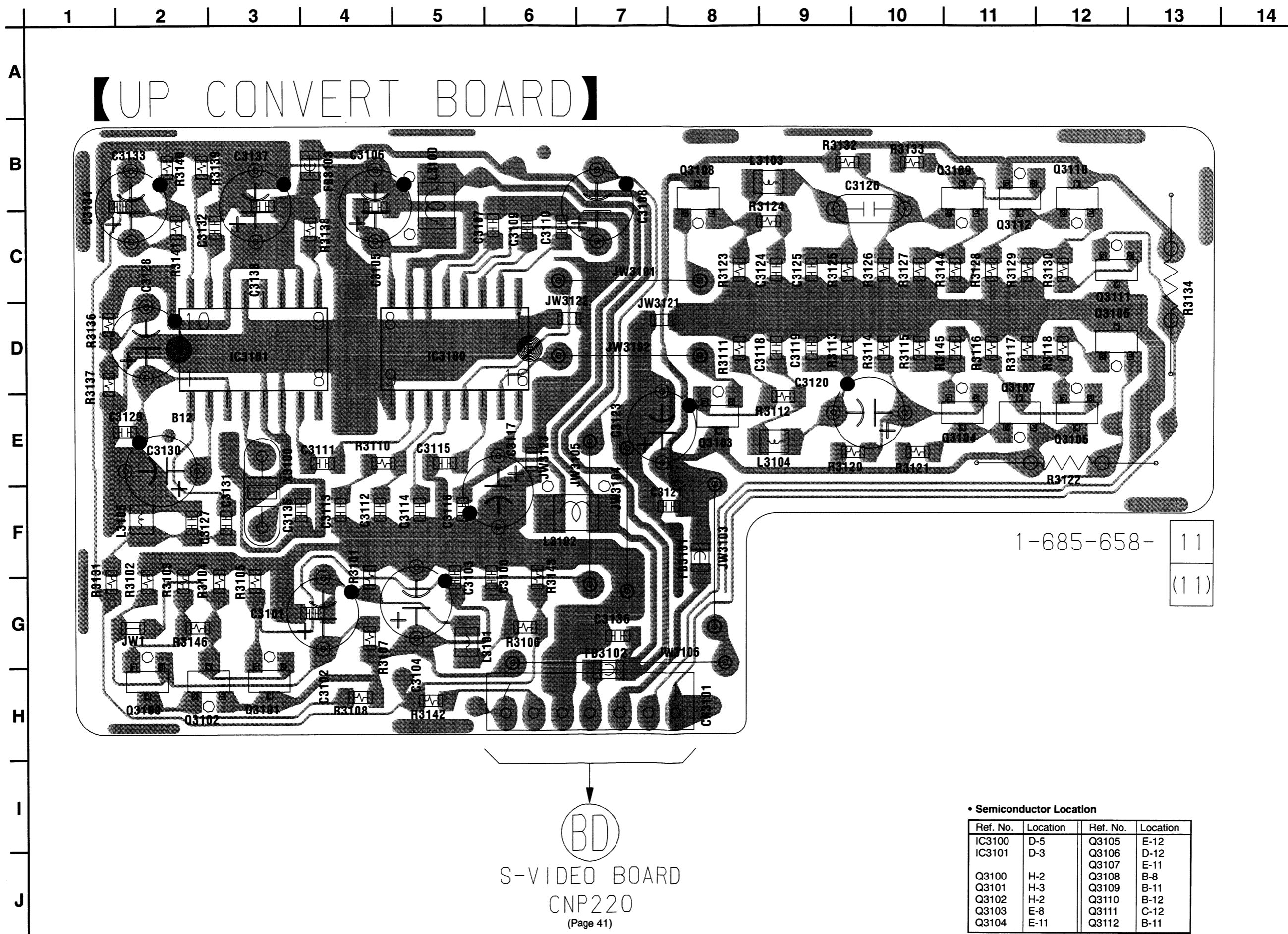
Ref. No.	Location	Ref. No.	Location
D60	B-5	IC63	B-5
D61	B-5	IC801	B-13
D65	B-5	IC802	C-13
D821	A-12	IC803	E-13
D822	A-12		
D823	C-12	Q51	C-5
D824	C-12	Q52	C-5
D825	D-12	Q53	C-5
D826	D-12	Q54	C-6
		Q55	D-5
IC61	A-6	Q56	D-5

6-29. SCHEMATIC DIAGRAM — CIS SECTION —



STR-DA4ES/DA7ES/VA333ES

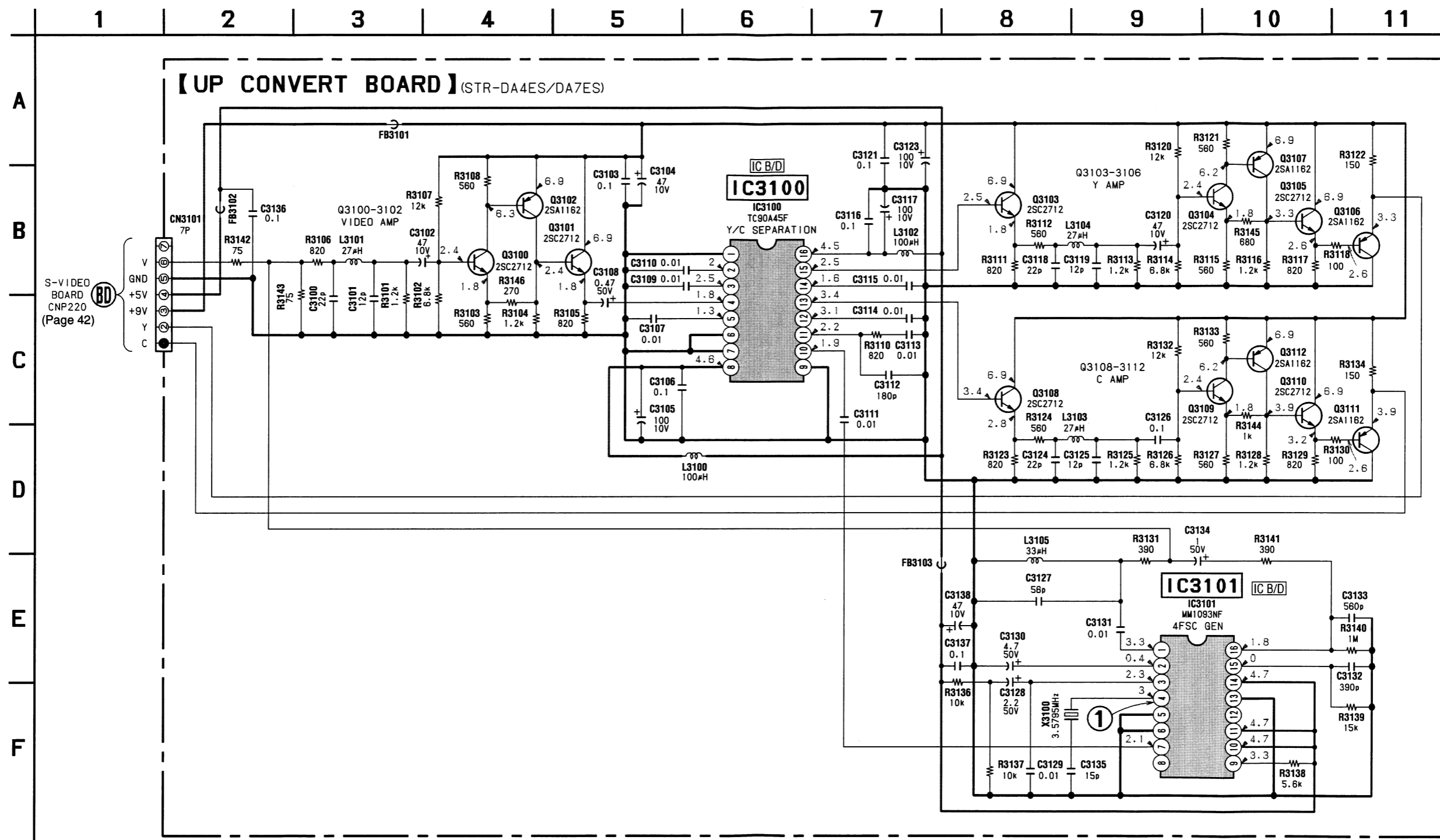
6-30. PRINTED WIRING BOARD — UP CONVERT SECTION — • Refer to page 27 for Circuit Boards Location.



• Semiconductor Location

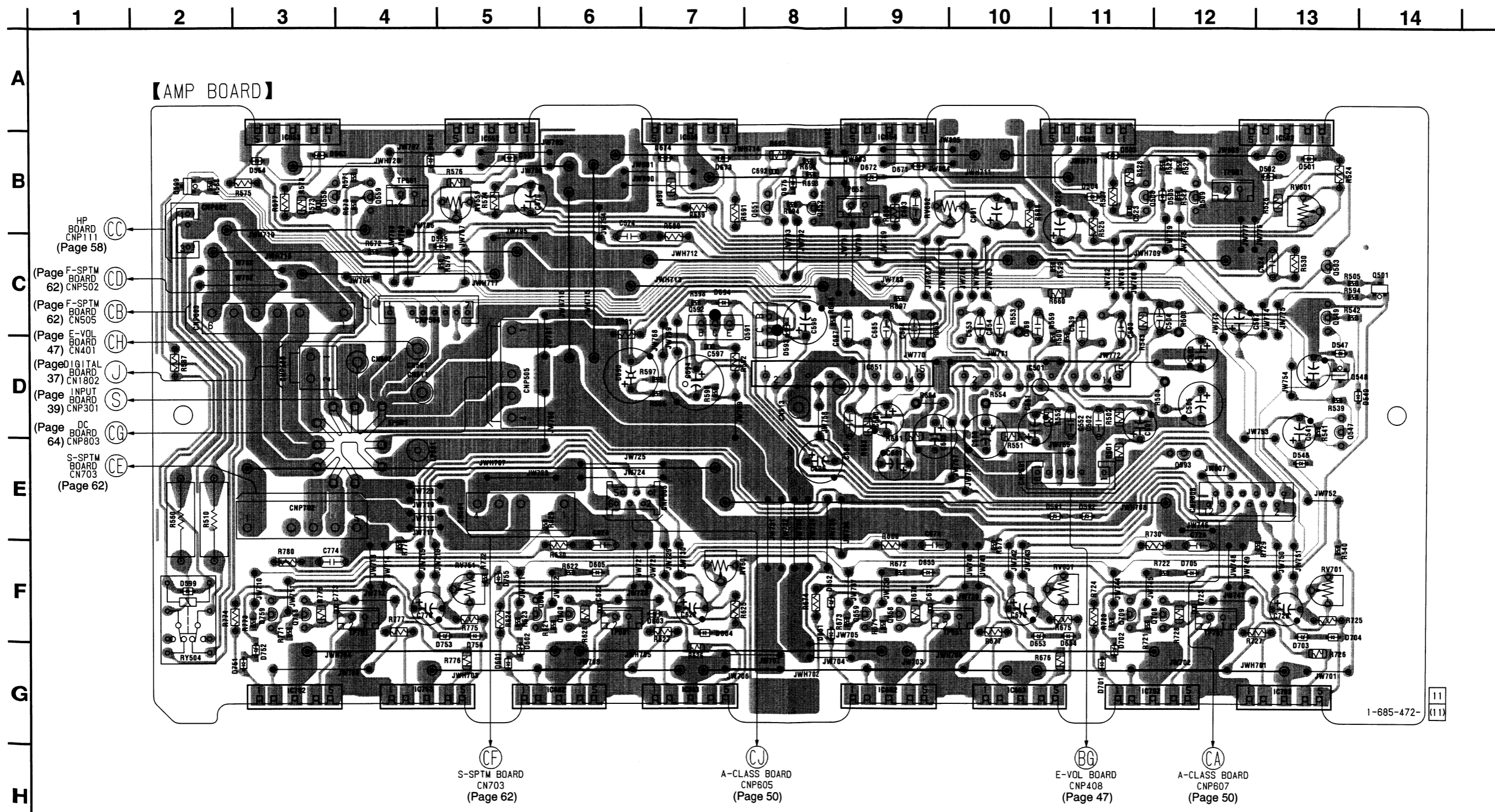
Ref. No.	Location	Ref. No.	Location
IC3100	D-5	Q3105	E-12
IC3101	D-3	Q3106	D-12
		Q3107	E-11
Q3100	H-2	Q3108	B-8
Q3101	H-3	Q3109	B-11
Q3102	H-2	Q3110	B-12
Q3103	E-8	Q3111	C-12
Q3104	E-11	Q3112	B-11

6-31. SCHEMATIC DIAGRAM — UP CONVERT SECTION — • Refer to page 28 for Waveform. • Refer to page 71 for IC Block Diagrams.



STR-DA4ES/DA7ES/VA333ES

6-32. PRINTED WIRING BOARD — AMP SECTION — • Refer to page 27 for Circuit Boards Location.

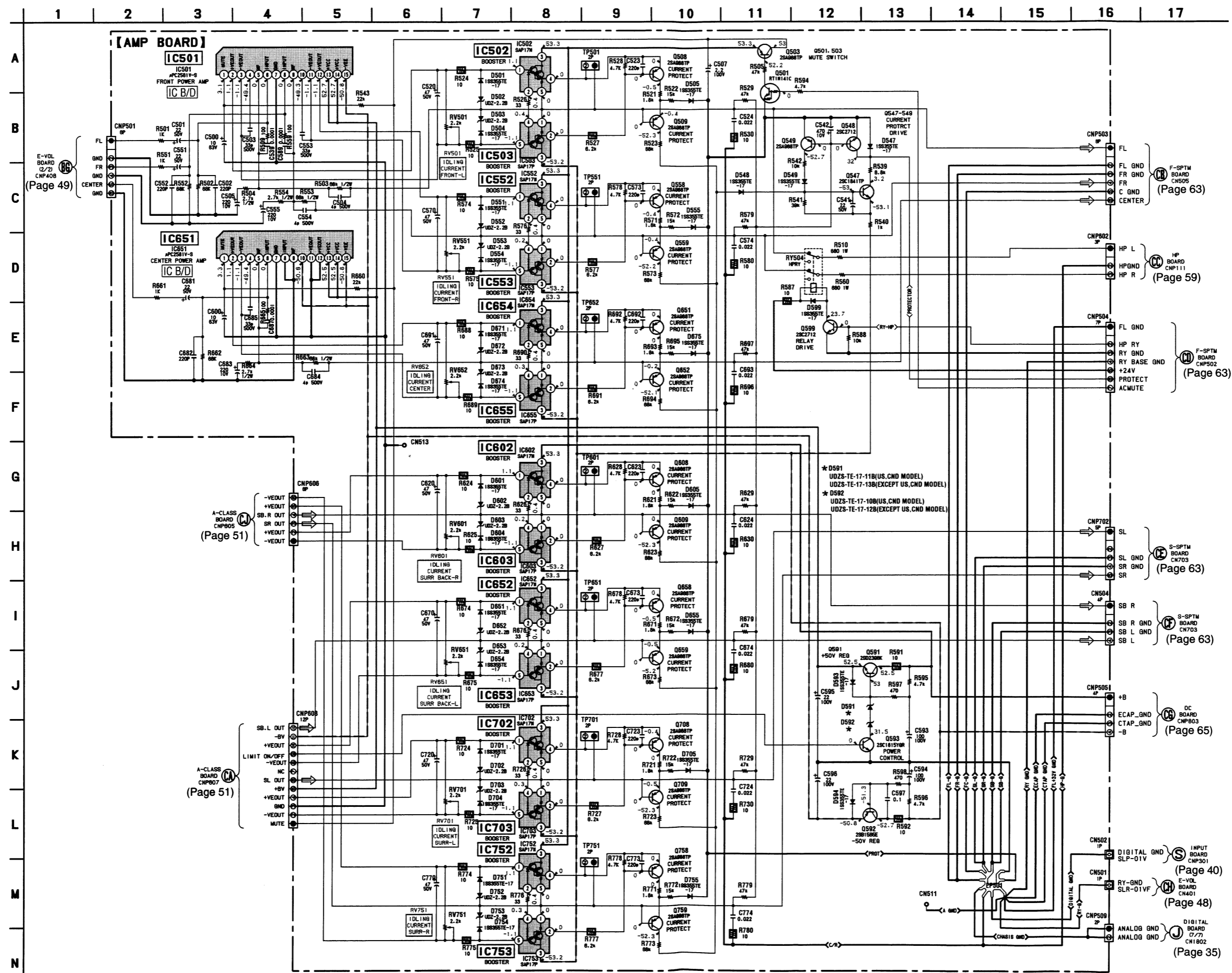


• Semiconductor Location

Ref. No.	Location	Ref. No.	Location	Ref. No.	Location	Ref. No.	Location	Ref. No.	Location	Ref. No.	Location	Ref. No.	Location
D501	B-13	D555	C-5	D652	F-8	D704	F-13	IC553	B-3	Q501	C-14	Q599	B-2
D502	B-13	D591	E-11	D653	F-10	D705	F-12	IC602	G-6	Q503	C-13	Q608	F-6
D503	B-11	D592	E-11	D654	F-11	D751	G-3	IC603	G-7	Q508	B-11	Q609	F-5
D504	B-11	D593	D-8	D655	F-9	D752	G-3	IC651	D-9	Q509	B-12	Q651	B-8
D505	B-12	D594	C-7	D671	B-9	D753	F-5	IC652	G-9	Q547	D-13	Q652	B-8
D547	D-13	D599	F-2	D672	B-9	D754	F-5	IC653	G-10	Q548	D-13	Q658	F-9
D548	E-13	D601	G-5	D673	B-7	D755	F-5	IC654	B-9	Q549	C-13	Q659	F-9
D549	D-13	D602	G-5	D674	B-7			IC655	B-7	Q558	B-3	Q708	F-12
D551	B-5	D603	F-7	D675	B-8	IC501	D-10	IC702	G-11	Q559	B-4	Q709	F-11
D552	B-4	D604	F-7	D701	G-11	IC502	B-13	IC703	G-13	Q591	C-8	Q758	F-3
D553	B-3	D605	F-6	D702	G-11	IC503	B-11	IC752	G-3	Q592	C-7	Q759	F-3
D554	B-3	D651	F-8	D703	F-13	IC552	B-5	IC753	G-4	Q593	E-12		

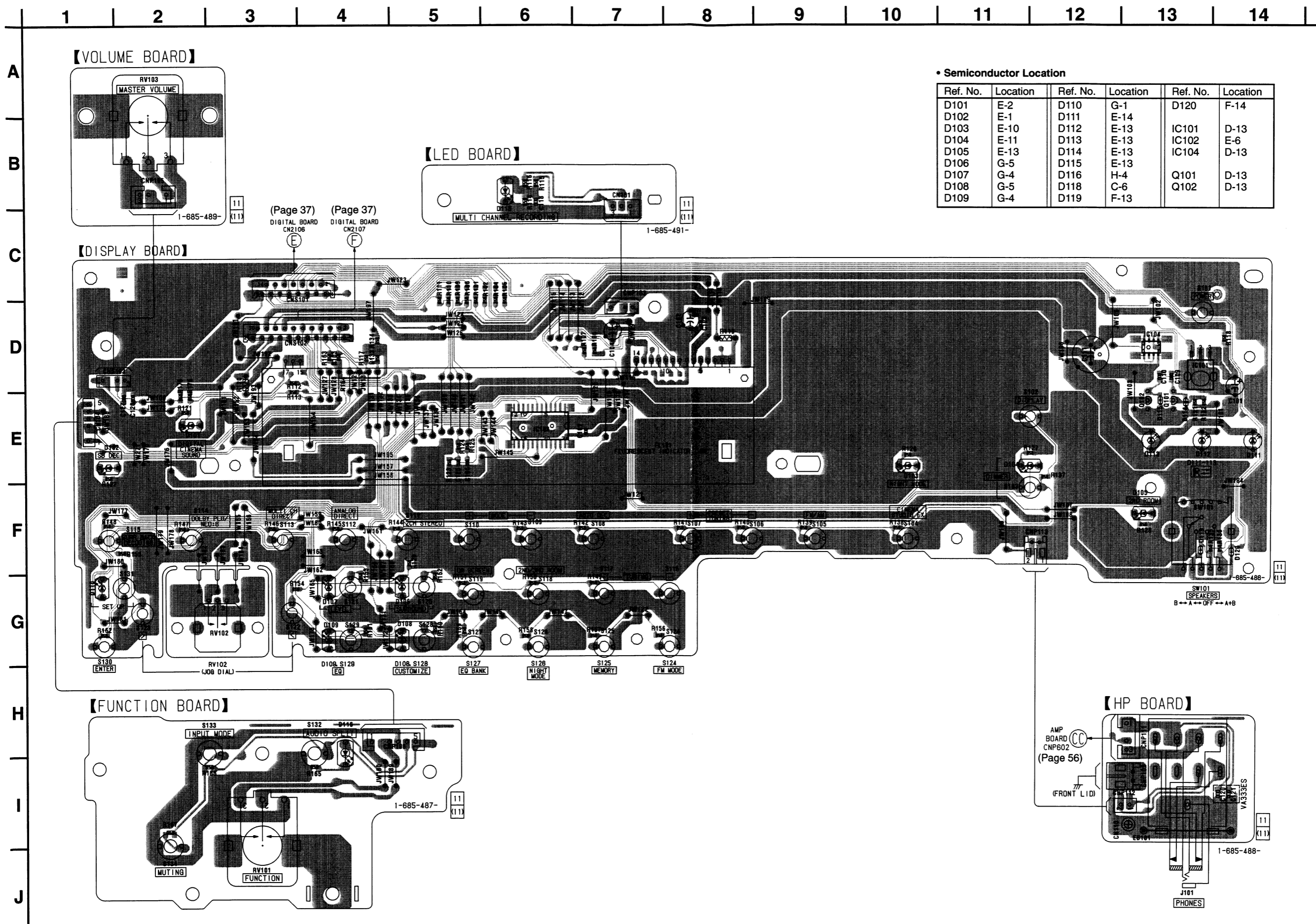


6-33. SCHEMATIC DIAGRAM — AMP SECTION — • Refer to page 70 for IC Block Diagrams.

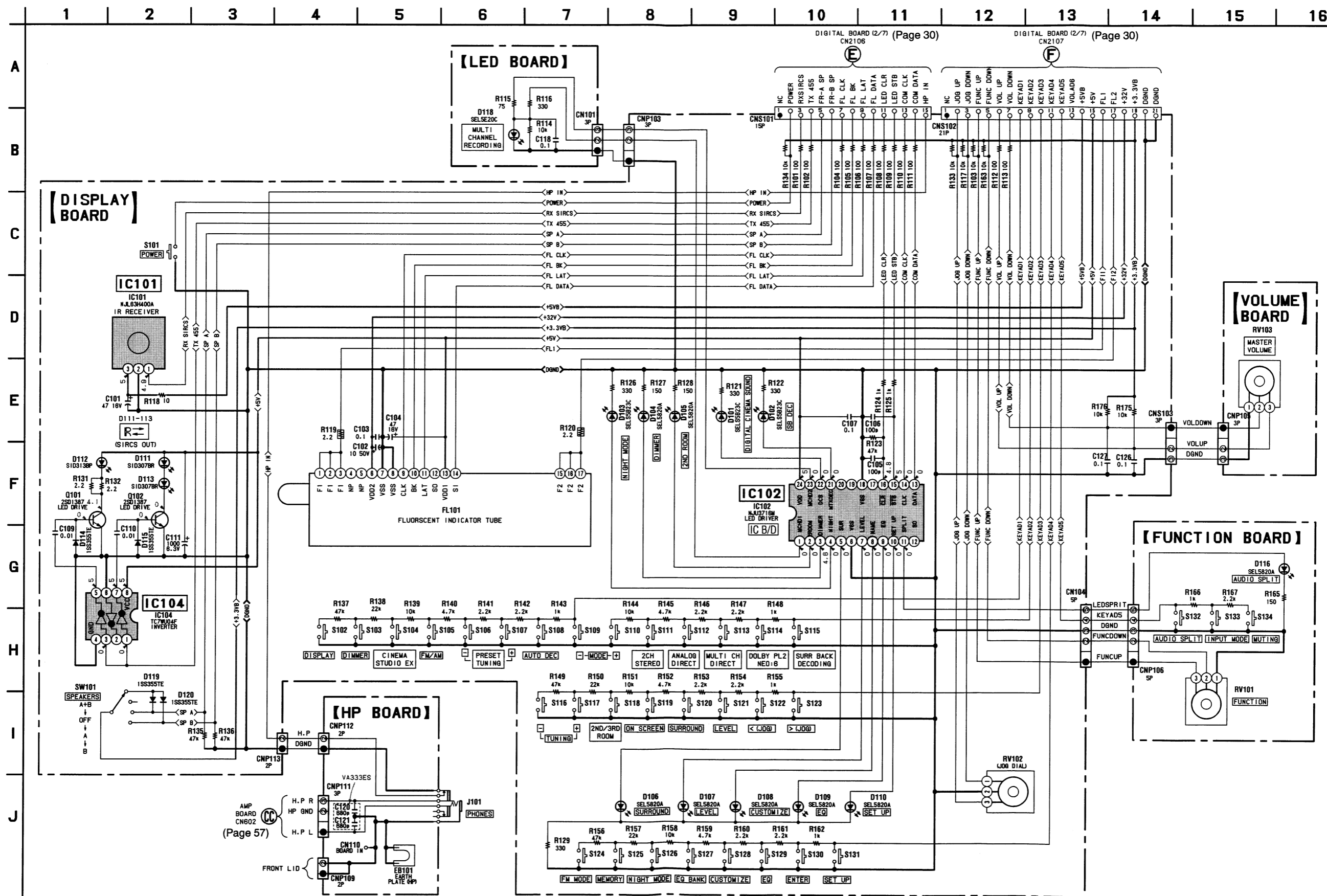


STR-DA4ES/DA7ES/VA333ES

6-34. PRINTED WIRING BOARDS — DISPLAY SECTION — • Refer to page 27 for Circuit Boards Location.

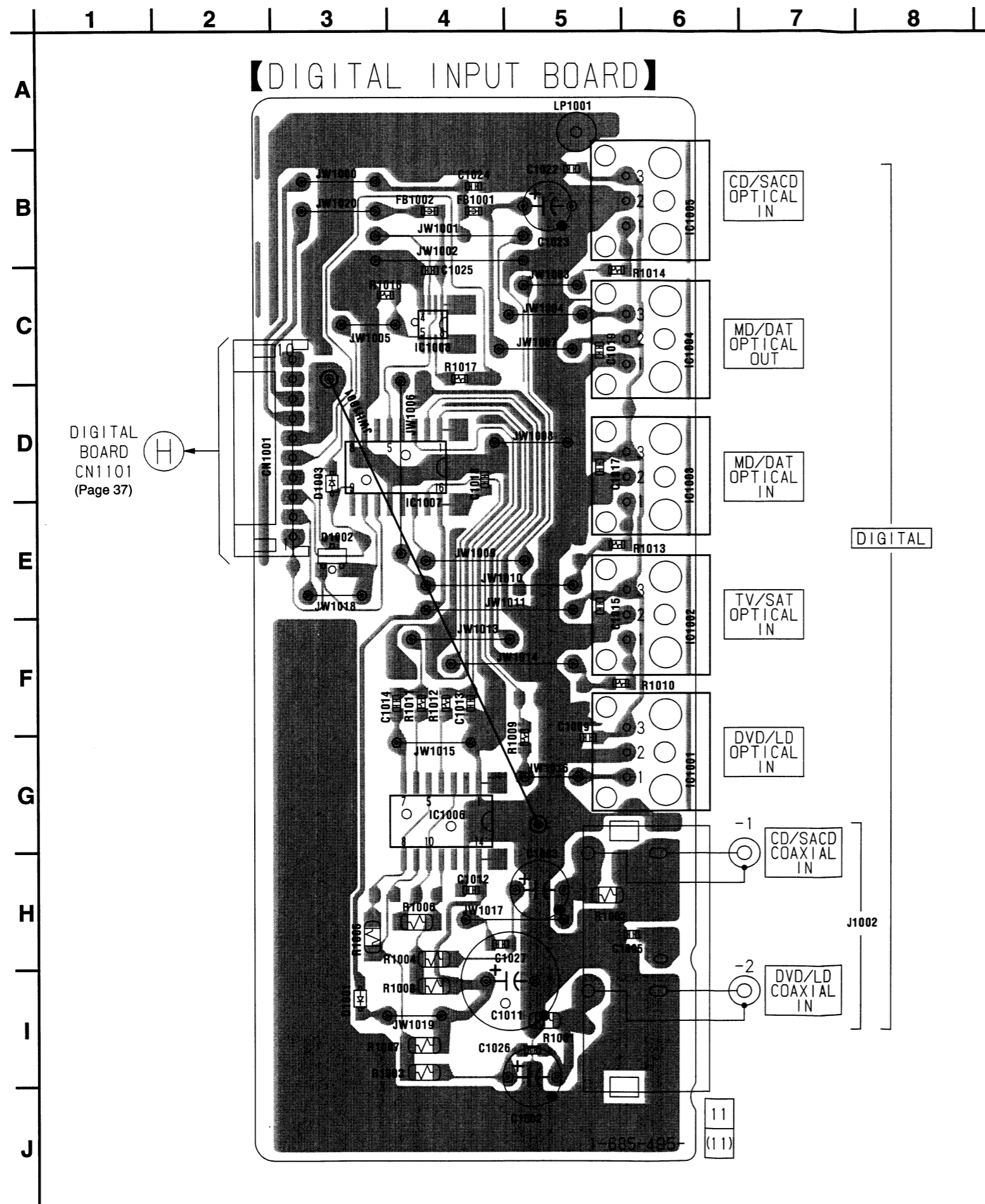


6-35. SCHEMATIC DIAGRAM — DISPLAY SECTION — • Refer to page 66 for IC Block Diagram.



STR-DA4ES/DA7ES/VA333ES

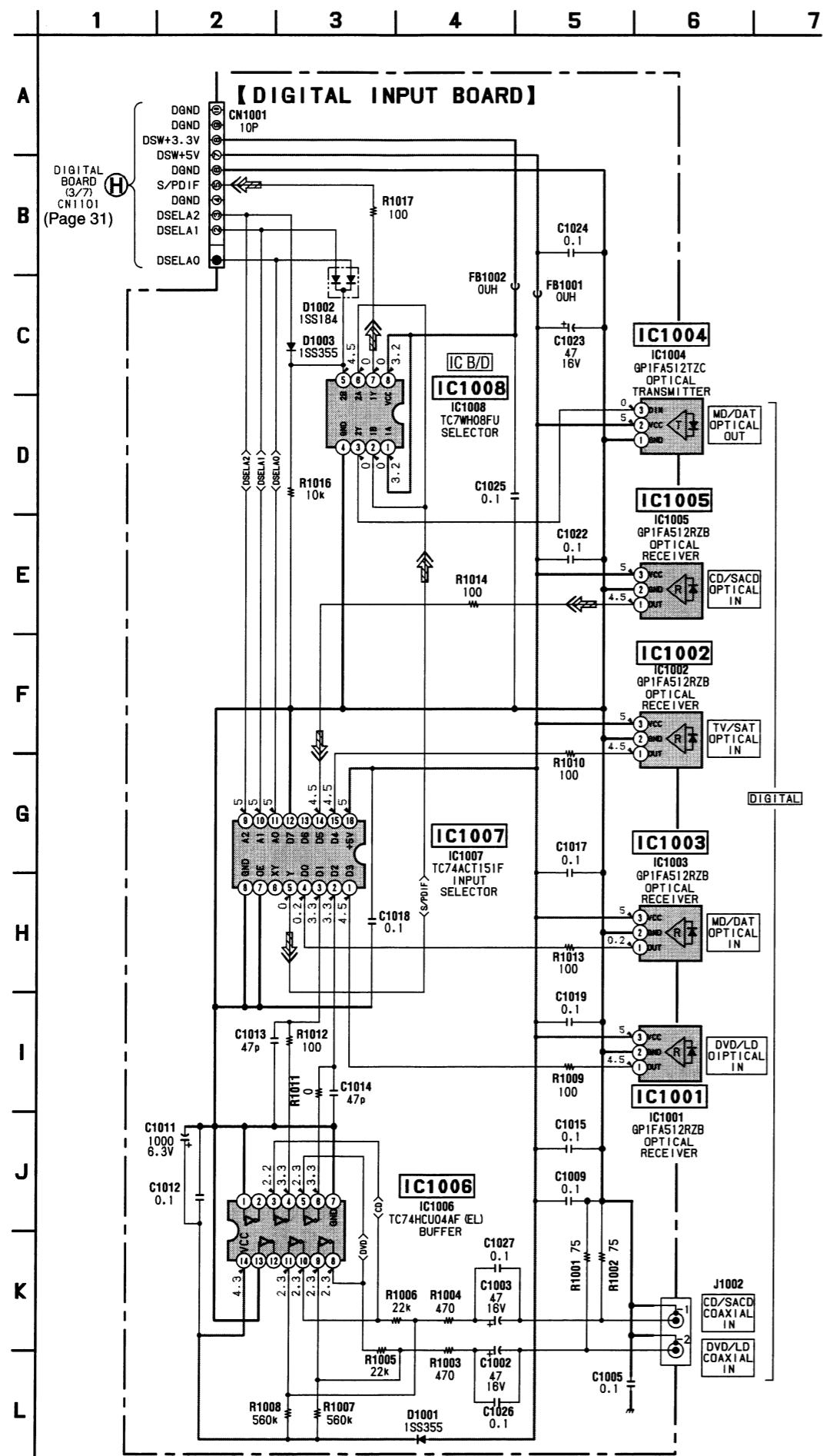
6-36. PRINTED WIRING BOARD — DIGITAL INPUT SECTION — • Refer to page 27 for Circuit Boards Location.



• Semiconductor Location

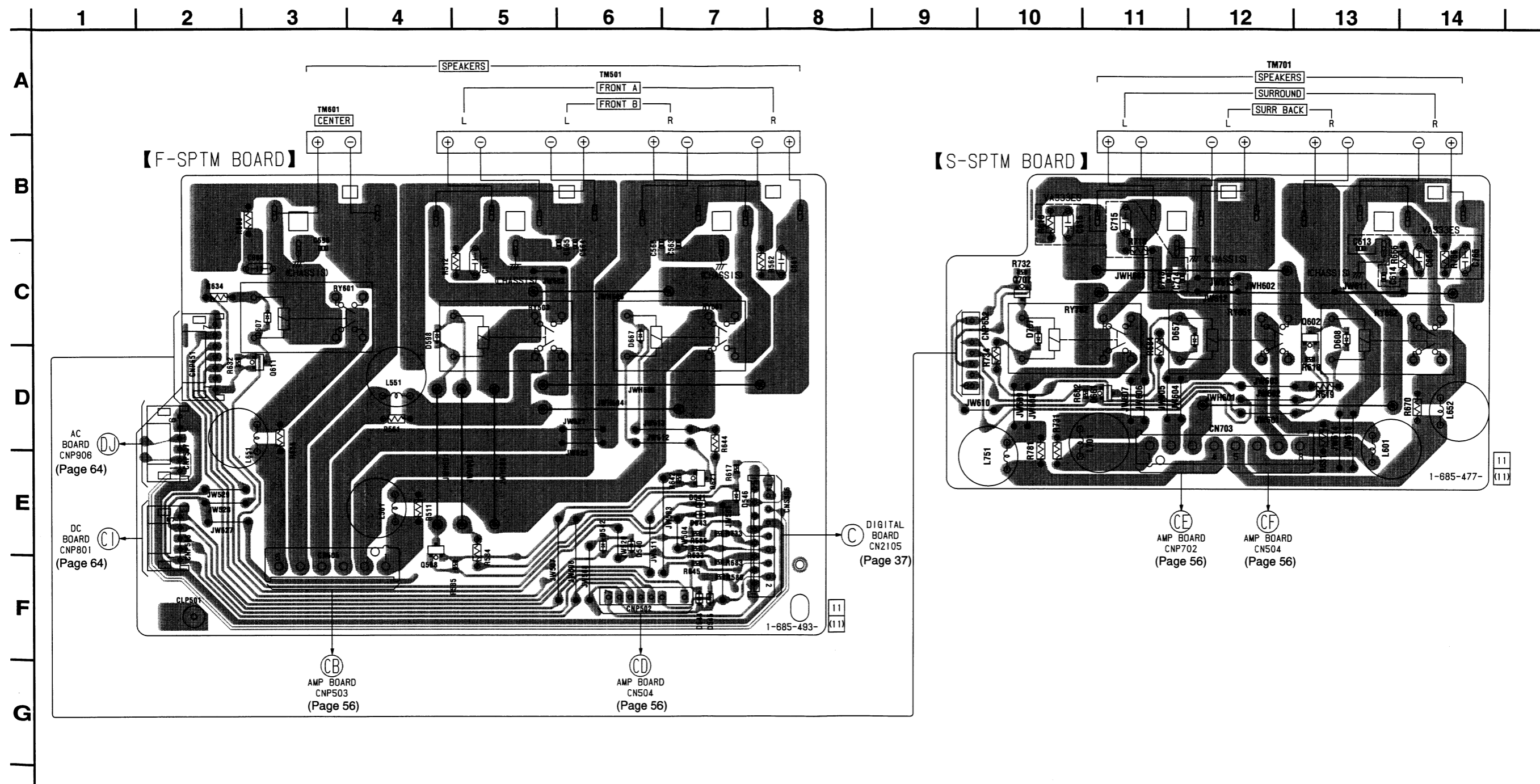
Ref. No.	Location
D1001	I-3
D1002	E-3
D1003	D-3
IC1001	G-6
IC1002	F-6
IC1003	D-6
IC1004	C-6
IC1005	B-6
IC1006	G-4
IC1007	D-4
IC1008	C-4

6-37. SCHEMATIC DIAGRAM — DIGITAL INPUT SECTION — • Refer to page 71 for IC Block Diagram.



STR-DA4ES/DA7ES/VA333ES

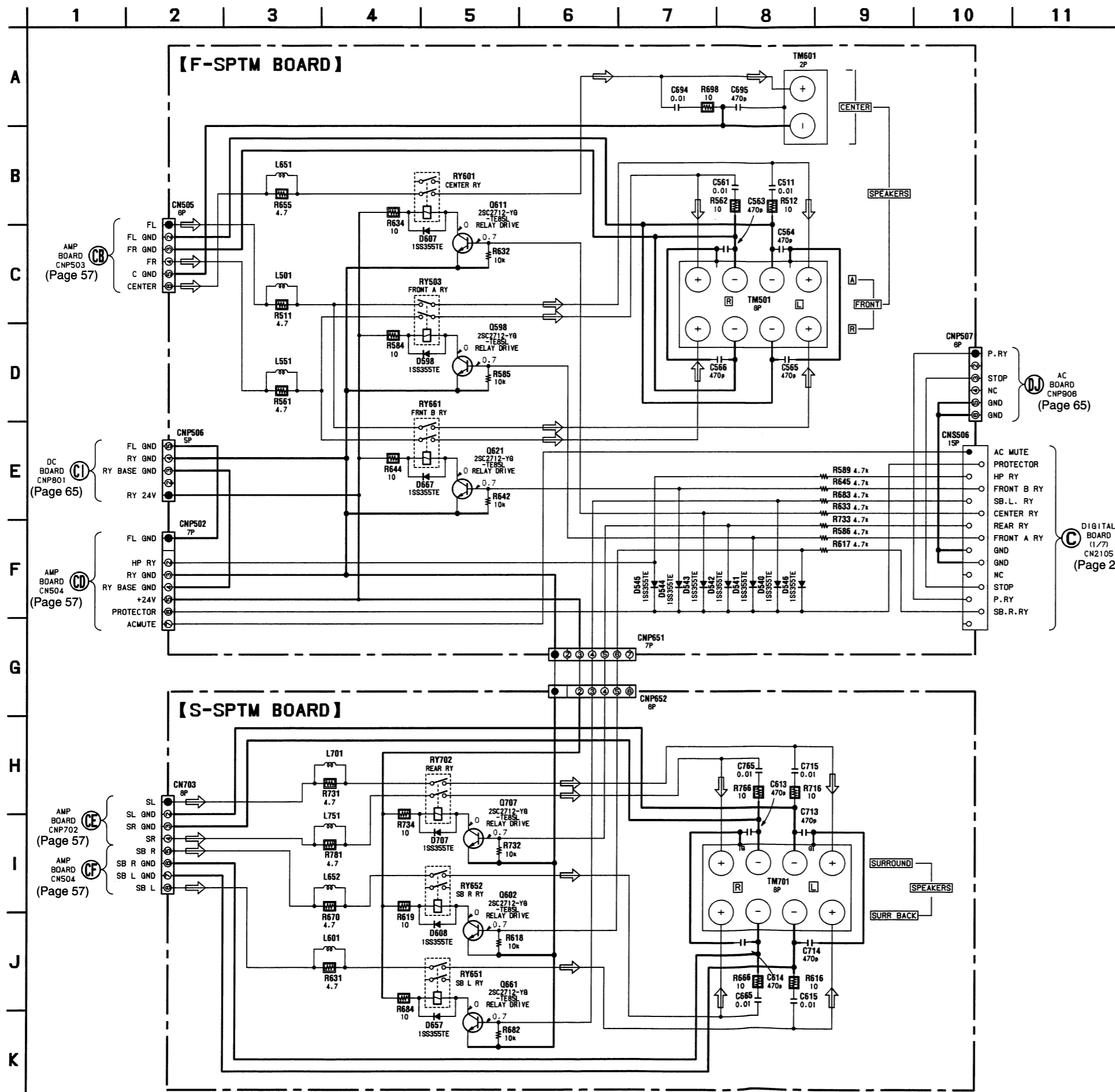
6-38. PRINTED WIRING BOARDS — SPEAKER SECTION — • Refer to page 27 for Circuit Boards Location.



• Semiconductor Location

Ref. No.	Location	Ref. No.	Location
D540	E-6	D657	D-12
D541	E-7	D667	C-6
D542	E-6	D707	C-10
D543	E-7		
D544	F-7	Q598	E-4
D545	F-7	Q602	D-13
D546	E-7	Q611	D-3
D598	C-4	Q621	E-7
D607	C-3	Q661	D-11
D608	D-13	Q707	C-10

6-39. SCHEMATIC DIAGRAM — SPEAKER SECTION —

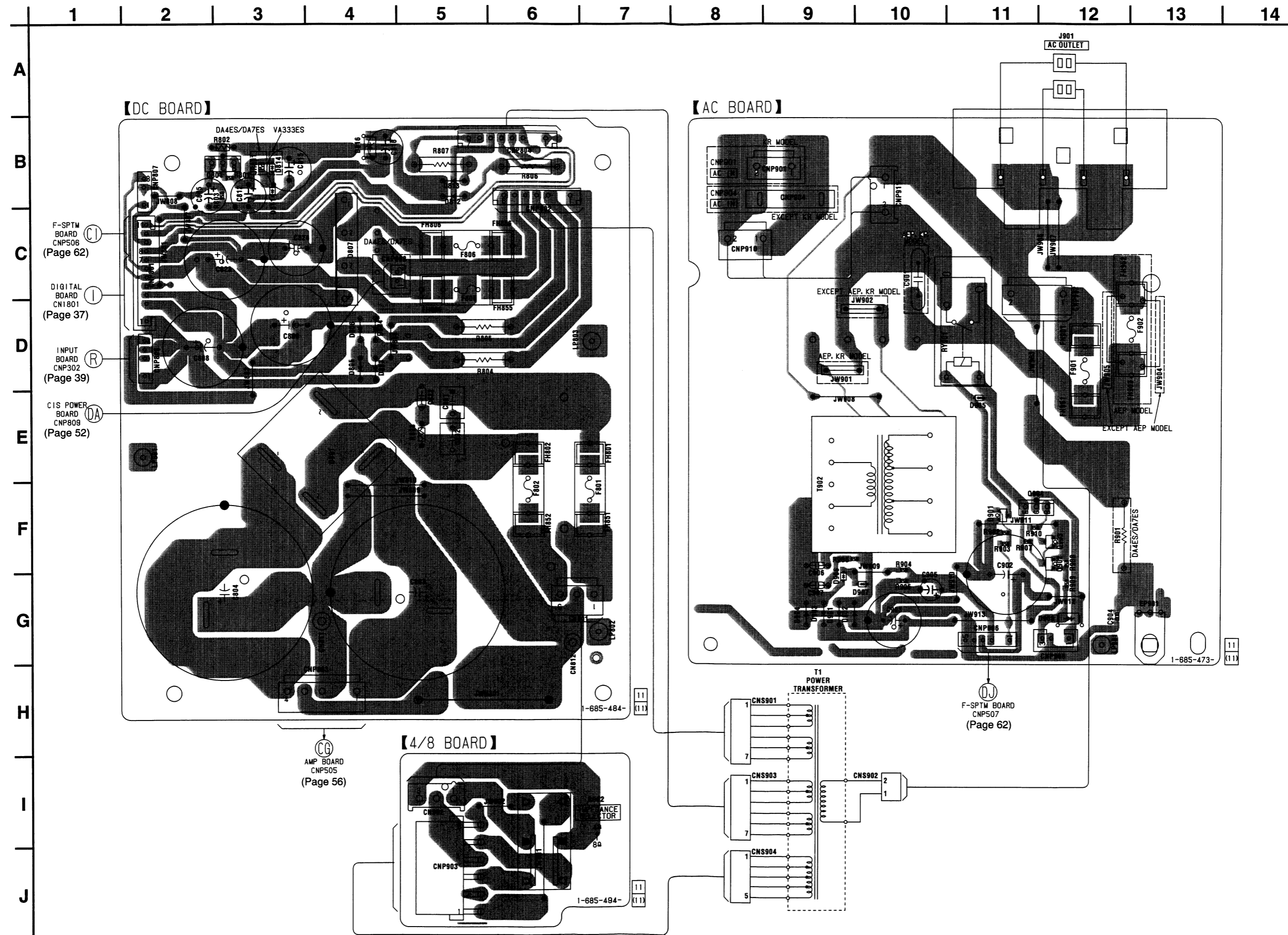


# STR-DA4ES/DA7ES/VA333ES

6-40. PRINTED WIRING BOARDS — POWER SECTION —

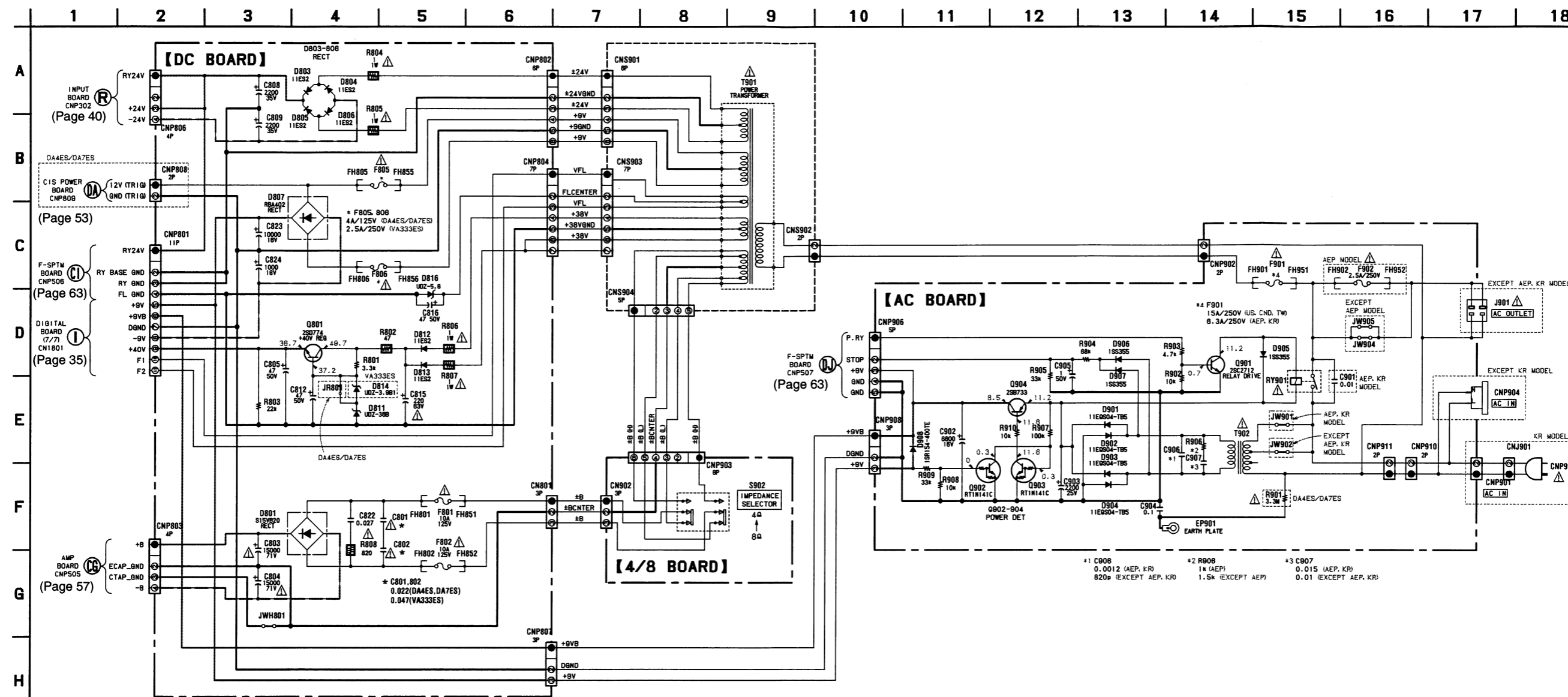
• Refer to page 65 for Semiconductor Location.

• Refer to page 27 for Circuit Boards Location.





6-41. SCHEMATIC DIAGRAM — POWER SECTION —



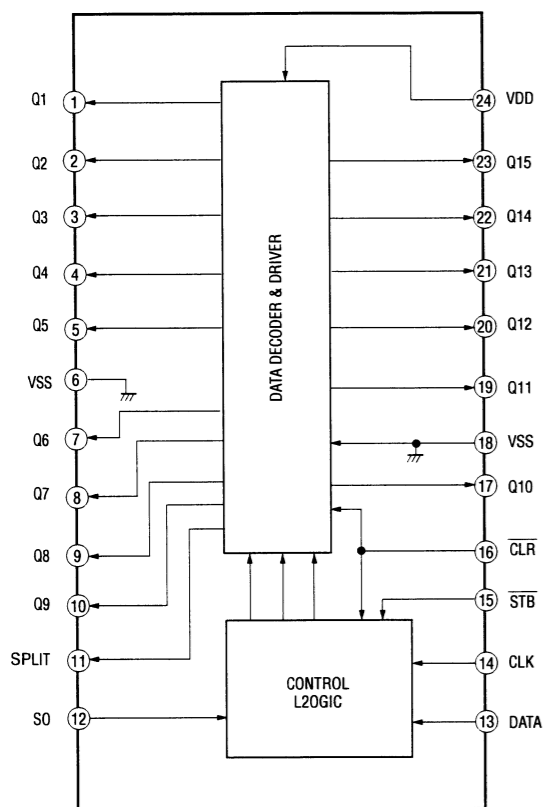
• Semiconductor Location

Ref. No.	Location	Ref. No.	Location
D801	E-4	D903	G-9
D803	D-4	D904	G-9
D804	D-4	D905	E-11
D805	D-4	D906	F-9
D806	D-4	D907	G-10
D807	C-4	D908	G-12
D811	B-3		
D812	B-5	Q801	B-3
D813	B-5	Q901	F-11
D814	B-3	Q902	F-12
D816	B-4	Q903	F-12
D901	G-9	Q904	F-11
D902	G-9		

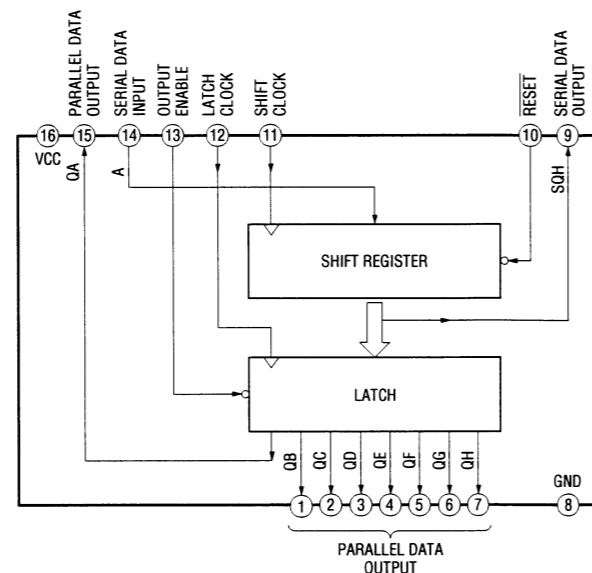
### STR-DA4ES/DA7ES/VA333ES

#### 6-42. IC BLOCK DIAGRAMS

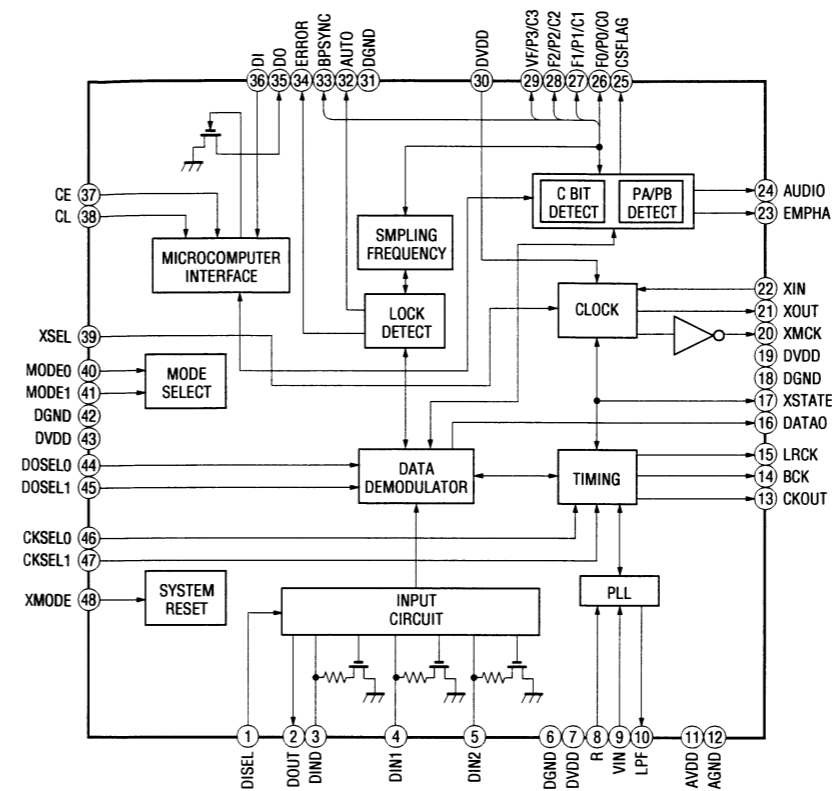
IC2103 NJU3716M (DIGITAL BOARD)  
IC102 NJU3716M (DISPLAY BOARD)



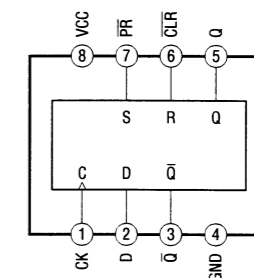
IC2109 TC74HC595AF (DIGITAL BOARD)



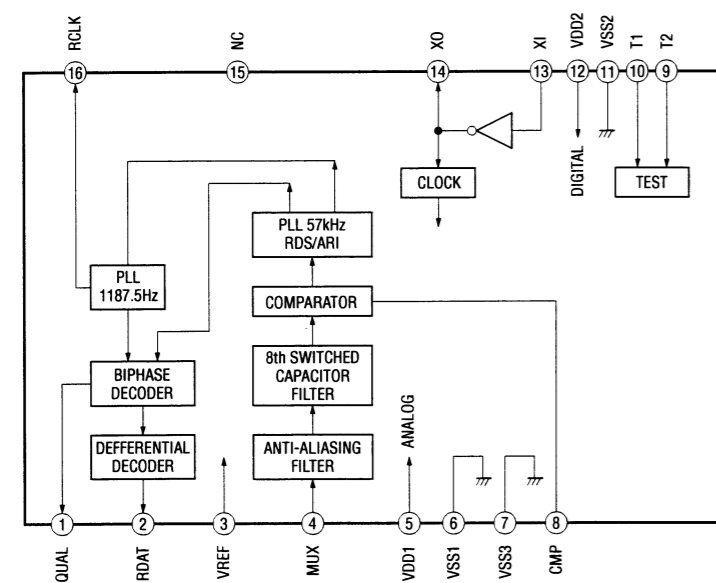
IC1101 LC89056W-E (DIGITAL BOARD)



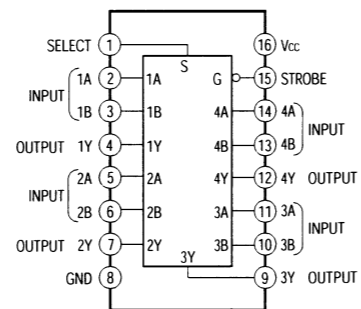
IC1102 TC7WH74FU (DIGITAL BOARD)



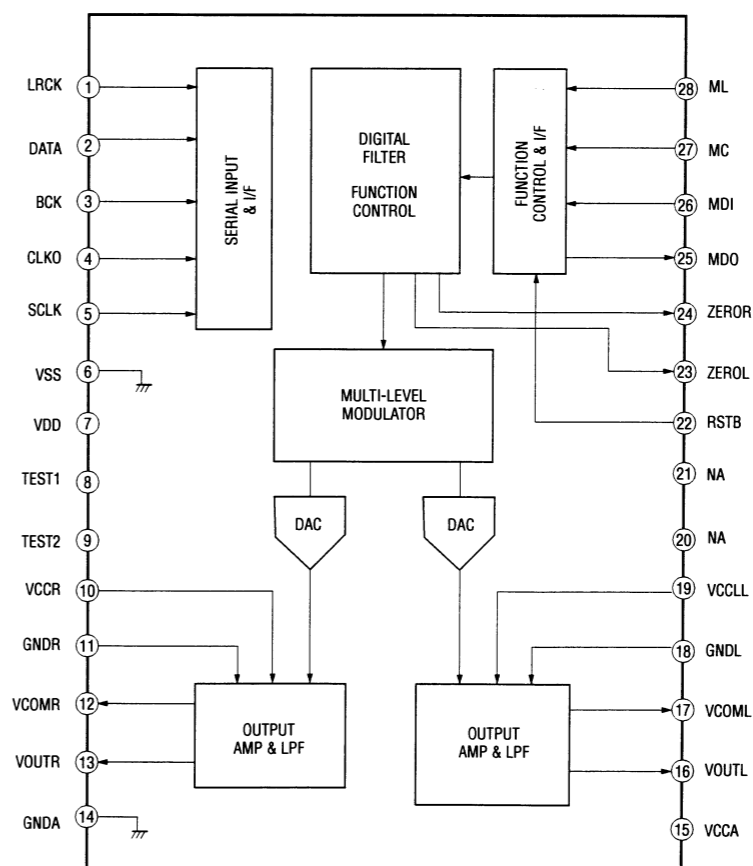
IC2101 BU1924F (DIGITAL BOARD)



IC1104 TC7WH157FU (DIGITAL BOARD)  
IC1205 TC7WH157FU (DIGITAL BOARD)

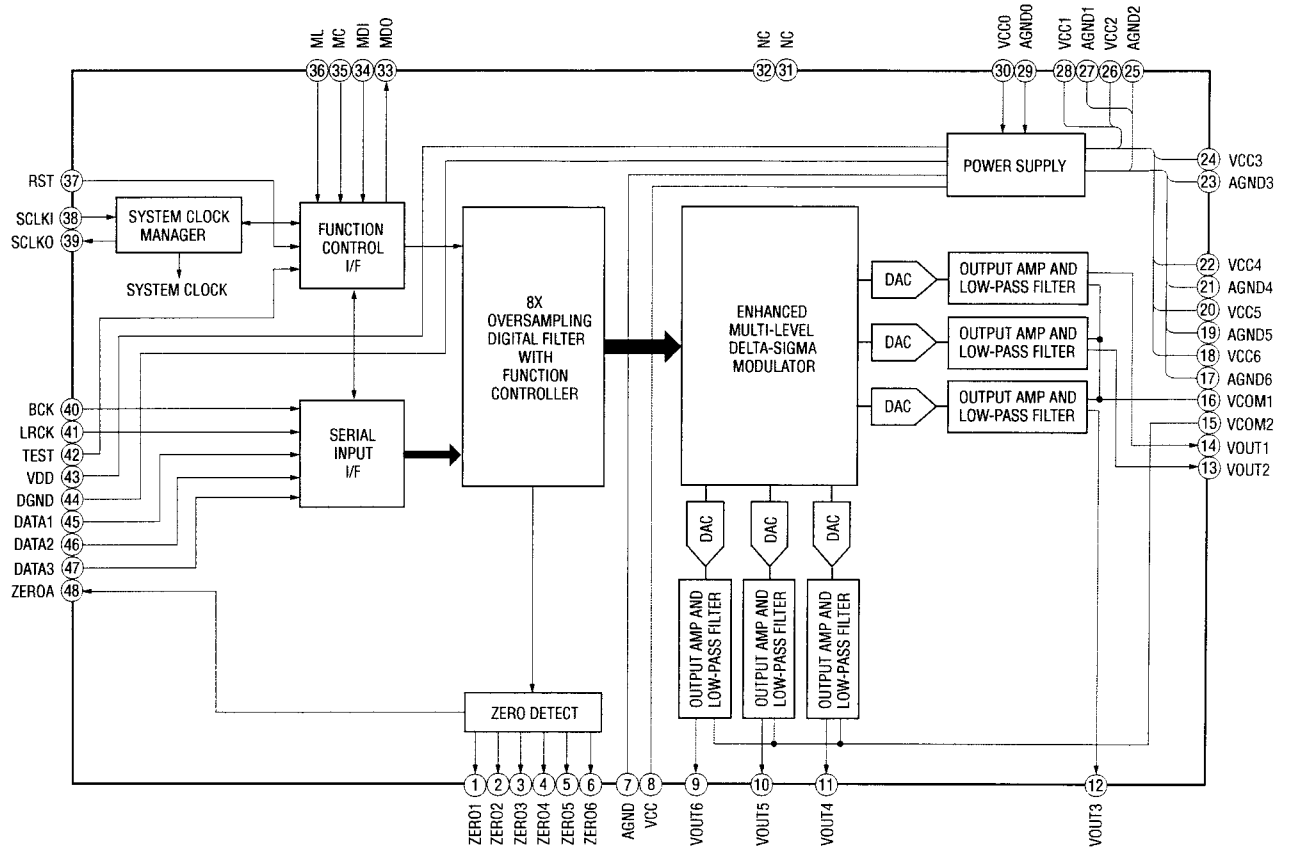


IC1601 PCM1737E-1/2K (DIGITAL BOARD)

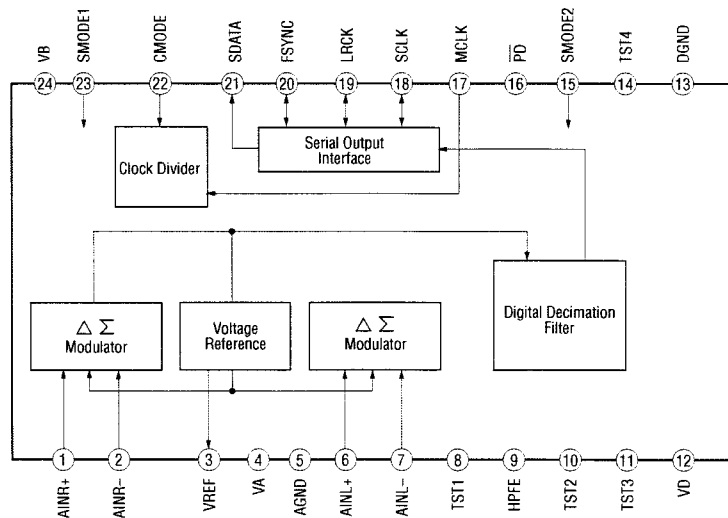


# STR-DA4ES/DA7ES/VA333ES

## IC1602 PCM1604Y/2K (DIGITAL BOARD)

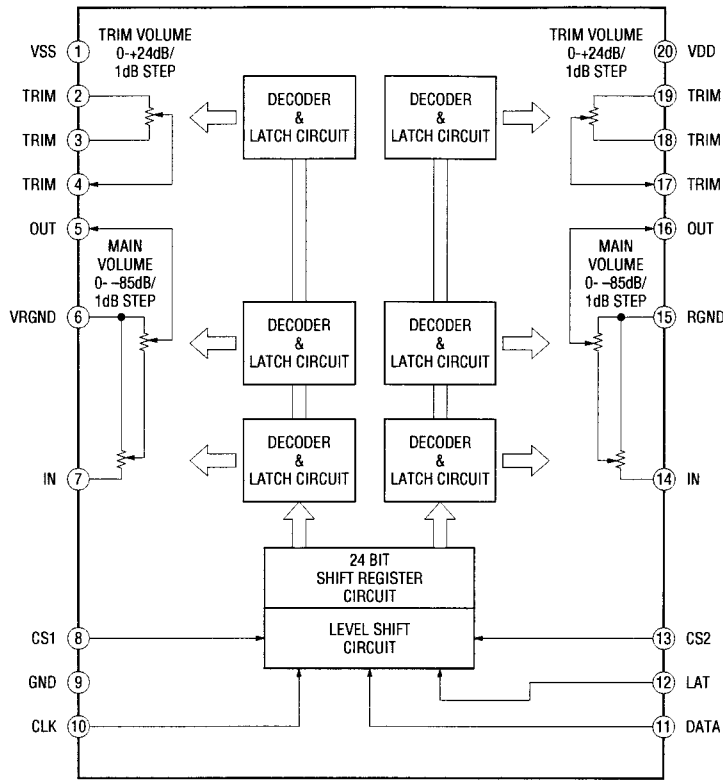


## IC1701 AK5352-VF-E2 (DIGITAL BOARD)

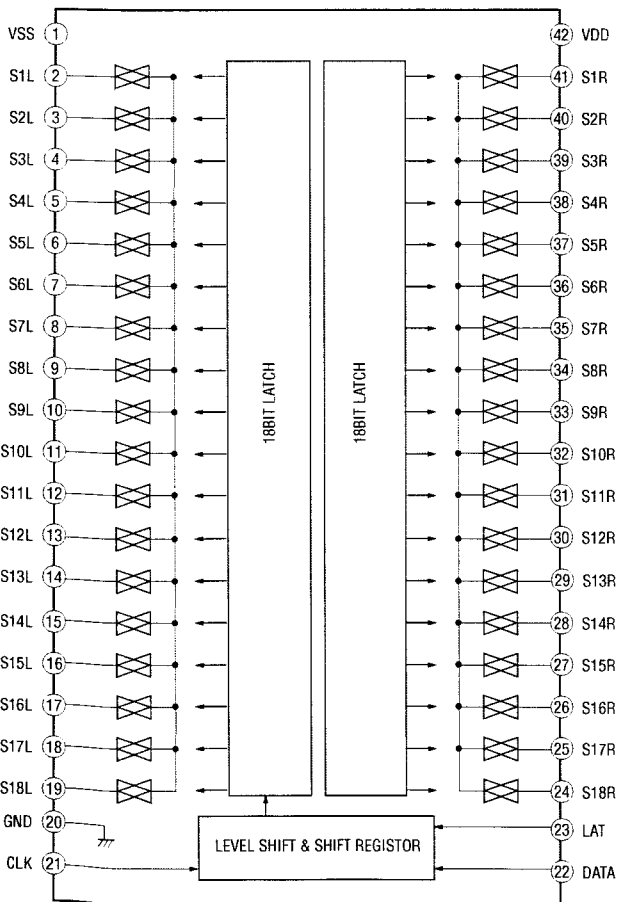


# STR-DA4ES/DA7ES/VA333ES

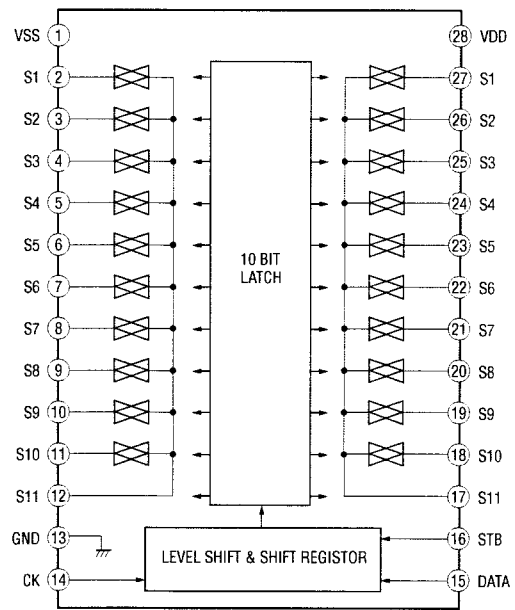
**IC311 TC94A07 (INPUT BOARD)**  
**IC411 TC94A07 (E-VOL BOARD)**



**IC302 TC9274N-015 (INPUT BOARD)**  
**IC303 TC9274N-015 (INPUT BOARD)**  
**IC402 TC9274N-016 (E-VOL BOARD)**

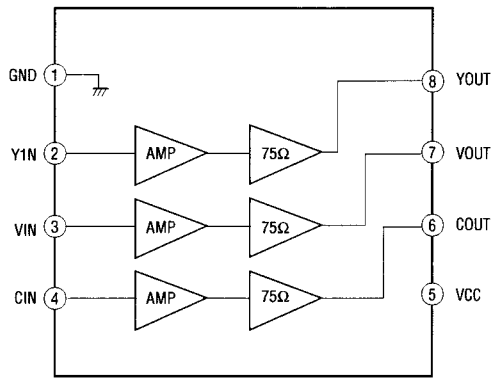


**IC304 TC9273N-013 (INPUT BOARD)**

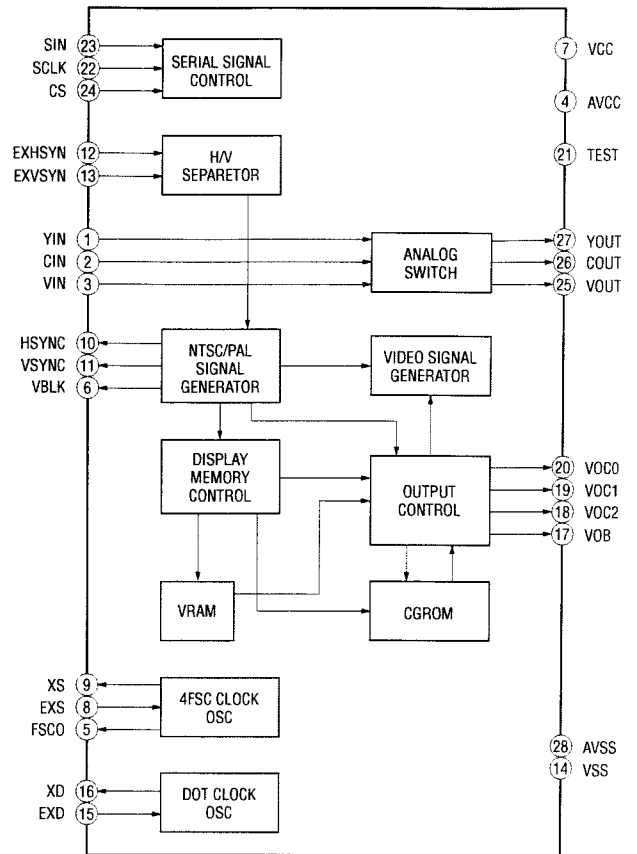


# STR-DA4ES/DA7ES/VA333ES

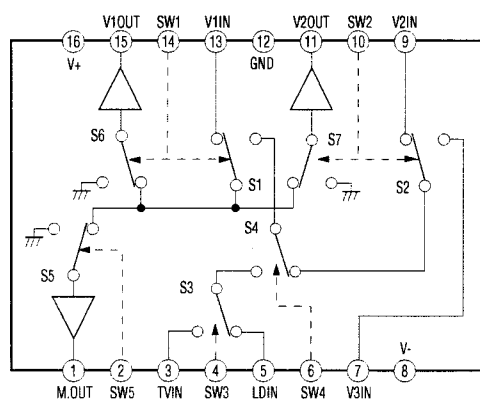
**IC210 BA7622F (S-VIDEO BOARD)**



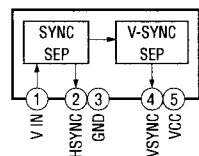
**IC209 MB90089PF-G-238-BND (S-VIDEO BOARD)**



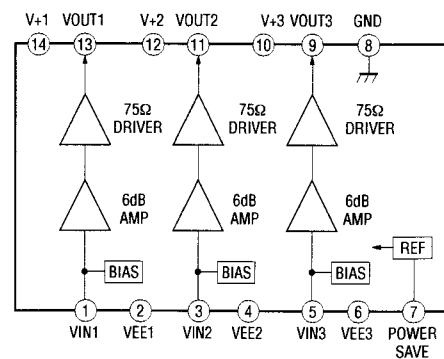
**IC202 NJM2296M (S-VIDEO BOARD)  
IC201 NJM2296M (C-VIDEO BOARD)  
IC211 NJM2296M (C-VIDEO BOARD)**



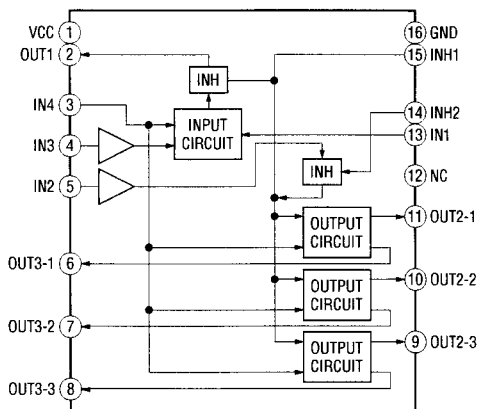
**IC204 LA7213 (S-VIDEO BOARD)  
IC205 LA7213 (S-VIDEO BOARD)**



**IC212 NJM2581D (C-VIDEO BOARD)**

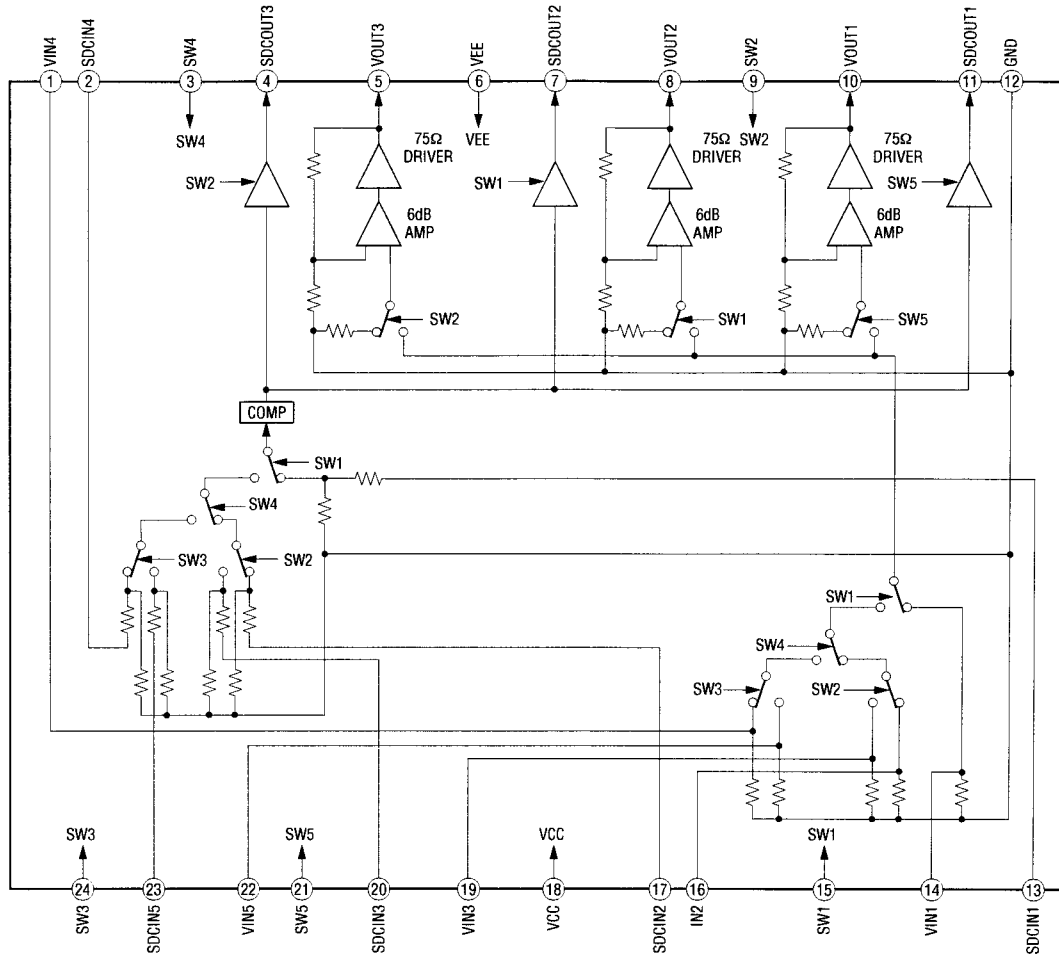


**IC200 NJM2145M (M-BUS BOARD)**

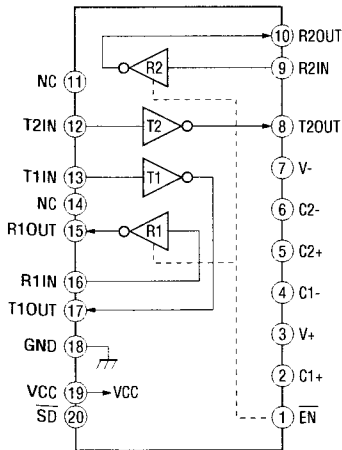


# STR-DA4ES/DA7ES/VA333ES

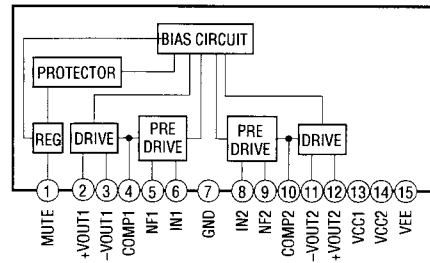
## IC203 NJM2596M (S-VIDEO BOARD)



## IC401 ADM3222 (E-VOL BOARD)

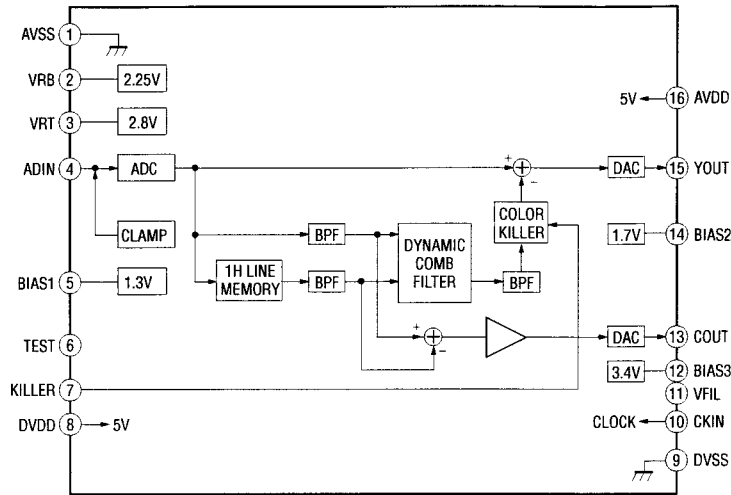


- IC601  $\mu$ PC2581V (A-CLASS BOARD)
- IC701  $\mu$ PC2581V (A-CLASS BOARD)
- IC501  $\mu$ PC2581V (AMP BOARD)
- IC651  $\mu$ PC2581V (AMP BOARD)

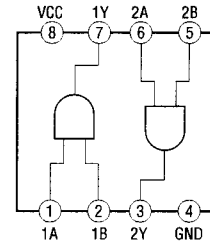


**STR-DA4ES/DA7ES/VA333ES**

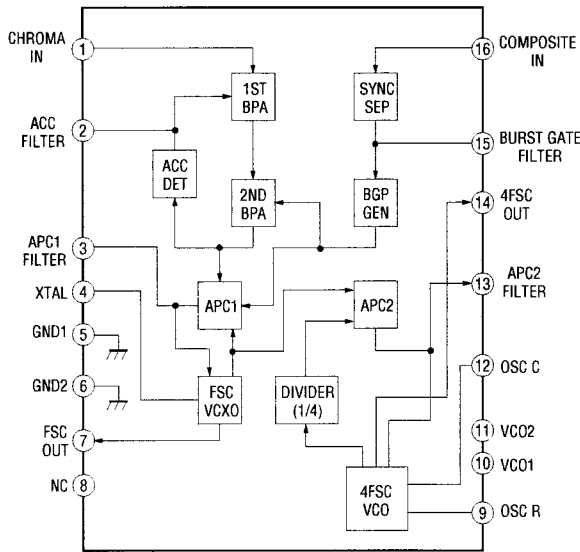
**IC3100 TC90A45F (UP CONVERT BOARD)**



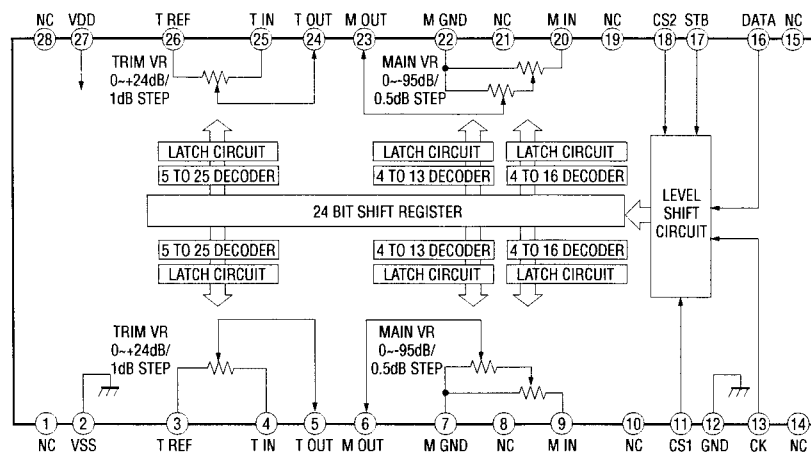
**IC1008 TC7WH08FU (DIGITAL INPUT BOARD)**



**IC3101 MM1093NF (UP CONVERT BOARD)**



- IC403 CXD9725M (E-VOL BOARD)**
- IC404 CXD9725M (E-VOL BOARD)**
- IC405 CXD9725M (E-VOL BOARD)**
- IC406 CXD9725M (E-VOL BOARD)**



STR-DA4ES/DA7ES/VA333ES

SECTION 7  
EXPLODED VIEWS

NOTE:

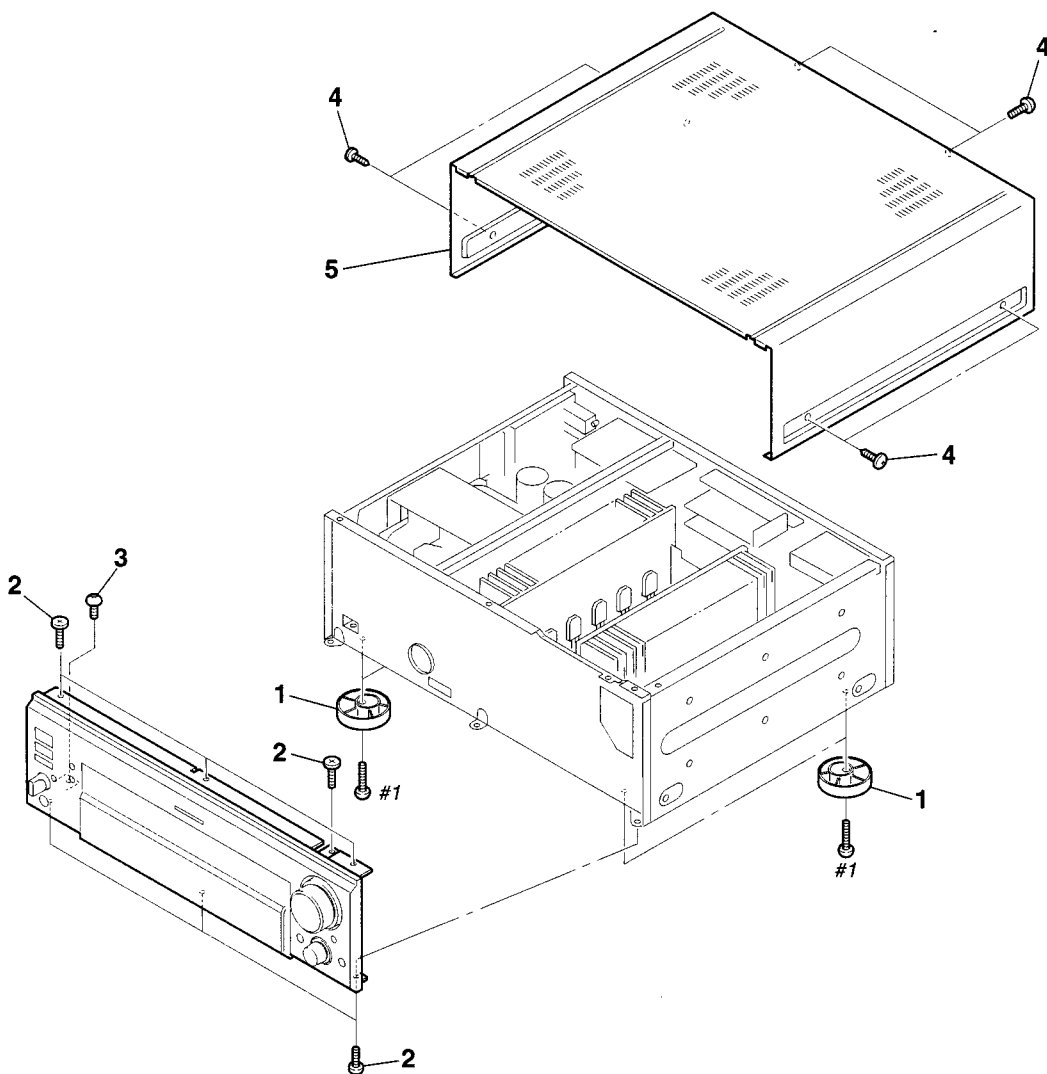
- The mechanical parts with no reference number in the exploded views are not supplied.
- Items marked “\*\*” are not stocked since they are seldom required for routine service. Some delay should be anticipated when ordering these items.
- -XX and -X mean standardized parts, so they may have some difference from the original one.

- Color Indication of Appearance Parts  
Example :  
KNOB, BALANCE (WHITE) ... (RED)  
↑                      ↑  
Parts Color Cabinet's Color
- Accessories are given in the last of this parts list.
- Abbreviation  
CND : Canadian model  
TW : Taiwan model  
KR : Korea model

The components identified by mark  $\triangle$  or dotted line with mark  $\triangle$  are critical for safety. Replace only with part number specified.

Les composants identifiés par une marque  $\triangle$  sont critiques pour la sécurité. Ne les remplacer que par une pièce portant le numéro spécifié.

7-1. CASE SECTION

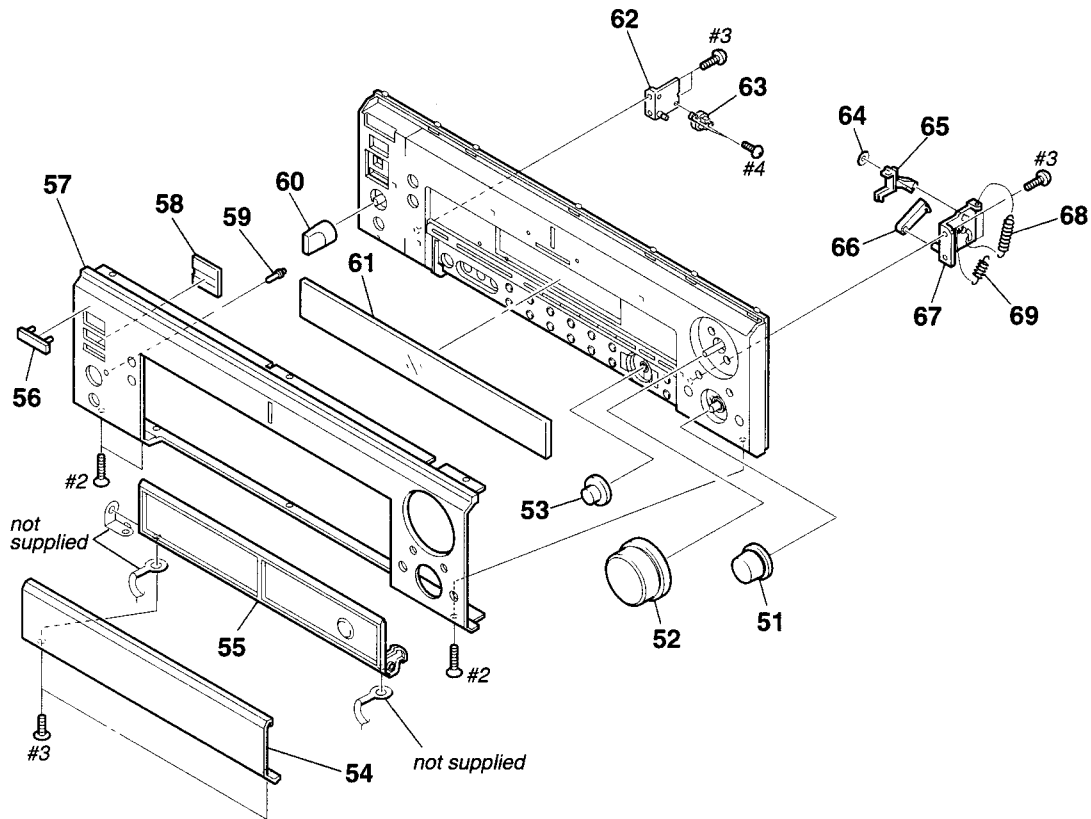


Ref. No.	Part No.	Description	Remark	Ref. No.	Part No.	Description	Remark
1	X-4953-883-2	FOOT ASSY		5	4-222-052-71	CASE (GOLD)...(GOLD)	
2	3-704-515-21	SCREW (BV/RING)		5	4-222-052-91	CASE (BLACK)...(BLACK)	
3	4-974-510-11	SCREW (+BV 3X8 CU)		#1	7-685-885-09	SCREW +BVTT 4X16 (S)	
4	4-227-843-01	SCREW (TP), FLAT HEAD (BLACK)...(BLACK)					
4	4-227-843-11	SCREW (TP), FLAT HEAD (GOLD)...(GOLD)					



STR-DA4ES/DA7ES/VA333ES

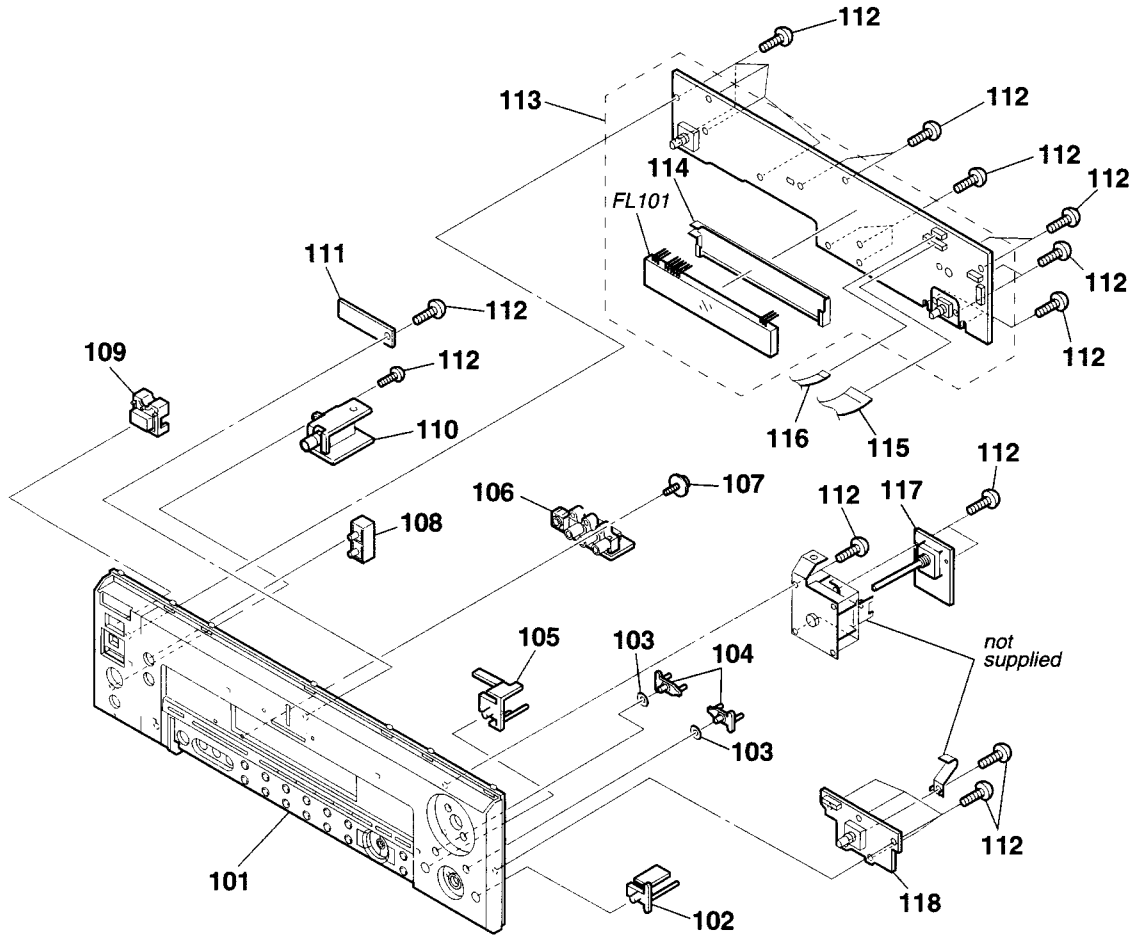
7-2. FRONT PANEL SECTION (1)



Ref. No.	Part No.	Description	Remark	Ref. No.	Part No.	Description	Remark
51	X-4951-912-1	KNOB (BAL) ASSY (BLACK)...(BLACK)		58	4-228-862-11	WINDOW (IR) (GOLD)...(GOLD)	
51	X-4951-913-1	KNOB (BAL) ASSY (GOLD)...(GOLD)		58	4-234-092-01	WINDOW (IR) (BLACK)...(BLACK)	
52	X-4954-943-1	KNOB (R54/B) ASSY (BLACK)...(BLACK)		59	X-4950-462-1	LENS ASSY, LED (DA4ES/DA7ES)	
52	X-4954-944-1	KNOB (R54/N) ASSY (GOLD)...(GOLD)		60	4-957-383-01	KNOB (F14) (BLACK)...(BLACK)	
53	4-228-859-01	KNOB (JOG) (BLACK)...(BLACK)		60	4-957-383-21	KNOB (F14) (GOLD)...(GOLD)	
53	4-228-859-11	KNOB (JOG) (GOLD)...(GOLD)		61	4-234-224-11	PLATE (B), INDICATION (BLACK)...(BLACK)	
54	4-240-814-01	PANEL (DOOR) (DA7ES)		61	4-234-225-11	PLATE (M), INDICATION (GOLD)...(GOLD)	
54	4-240-814-11	PANEL (DOOR) (DA4ES)		62	X-4952-961-1	BRACKET (DL) ASSY	
54	4-240-814-21	PANEL (DOOR) (AEP:BLACK)		63	4-240-391-01	DAMPER, OIL	
54	4-240-814-31	PANEL (DOOR) (AEP:GOLD)		64	3-167-330-01	WASHER	
54	4-240-814-41	PANEL (DOOR) (TW,KR)		65	4-228-857-01	ARM, DOOR LOCK	
55	4-228-839-03	DOOR (BASE) (BLACK)...(BLACK)		66	4-228-858-01	ARM	
55	4-228-839-12	DOOR (BASE) (GOLD)...(GOLD)		67	X-4952-962-1	BRACKET (DR) ASSY	
56	4-942-568-41	EMBLEM (NO.5), SONY (BLACK)		68	4-228-860-01	SPRING, TENSION	
57	4-240-815-01	PANEL (D7), FRONT (DA7ES)		69	4-228-861-01	SPRING, TENSION	
57	4-240-815-11	PANEL (D7), FRONT (DA4ES)		#2	7-685-536-19	SCREW +BTP 2.6X12 TYPE2 N-S	
57	4-240-815-21	PANEL (D7), FRONT (VA333ES:BLACK)		#3	7-685-234-19	SCREW +KTP 2.6X8 TYPE2 NON-SLIT	
57	4-240-815-31	PANEL (D7), FRONT (VA333ES:GOLD)		#4	7-685-853-04	SCREW +BVTT 2X6 (S)	

# STR-DA4ES/DA7ES/VA333ES

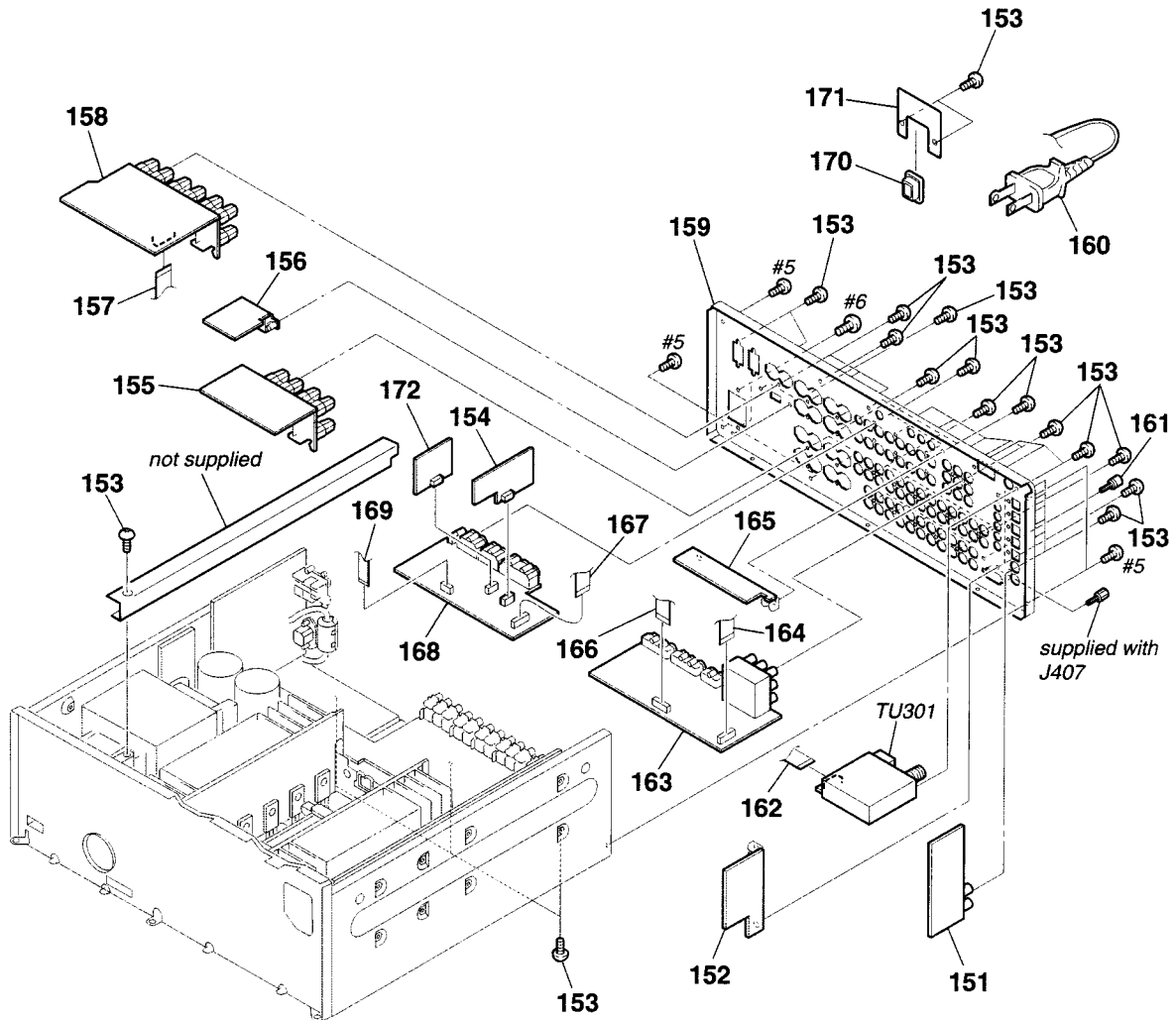
## 7-3. FRONT PANEL SECTION (2)



Ref. No.	Part No.	Description	Remark	Ref. No.	Part No.	Description	Remark
101	X-4954-795-1	BASE (B) ASSY, PANEL (BLACK)...(BLACK)	(DA7ES)	107	4-933-134-11	SCREW (+PTPWH M2.6X8)	
101	X-4954-796-1	BASE (B) ASSY, PANEL (BLACK)...(BLACK)	(DA4ES)	108	X-4953-779-1	BUTTON (G) (B) ASSY (BLACK)...(BLACK)	
101	X-4954-797-1	BASE (N) ASSY, PANEL (GOLD)...(GOLD)	(AEP:GOLD)	108	X-4953-780-1	BUTTON (G) (N) ASSY (GOLD)...(GOLD)	
101	X-4954-799-1	BASE (B) ASSY, PANEL (BLACK)...(BLACK)	(AEP:BLACK)	109	4-998-592-01	BUTTON (POWER) (BLACK)...(BLACK)	
101	X-4954-800-1	BASE (N) ASSY, PANEL (GOLD)...(GOLD)	(TW,KR)	109	4-998-592-12	BUTTON (POWER) (GOLD)...(GOLD)	
102	4-228-849-01	BUTTON (E) (BLACK)...(BLACK)		110	1-685-488-11	HP BOARD	
102	4-228-849-11	BUTTON (E) (GOLD)...(GOLD)		111	1-685-491-11	LED BOARD	
103	4-228-856-01	PLATE (BUTTON F), SHADING		112	4-951-620-01	SCREW (2.6X8), +BVTP	
104	4-228-850-01	BUTTON (F)		113	A-4728-901-A	DISPLAY BOARD, COMPLETE (VA333ES)	
105	4-228-848-01	BUTTON (D) (BLACK)...(BLACK)		113	A-4728-931-A	DISPLAY BOARD, COMPLETE (DA4ES/DA7ES)	
105	4-228-848-11	BUTTON (D) (GOLD)...(GOLD)		114	4-228-836-01	HOLDER, FL TUBE	
106	1-685-490-11	VIDEO3 BOARD		115	1-773-162-11	WIRE (FLAT TYPE) (21 CORE)	
				116	1-773-021-11	WIRE (FLAT TYPE) (15 CORE)	
				117	1-685-489-11	VOLUME BOARD	
				118	1-685-487-11	FUNCTION BOARD	
				FL101	1-518-747-11	INDICATOR TUBE, FLUORESCENT	

# STR-DA4ES/DA7ES/VA333ES

## 7-4. REAR SECTION

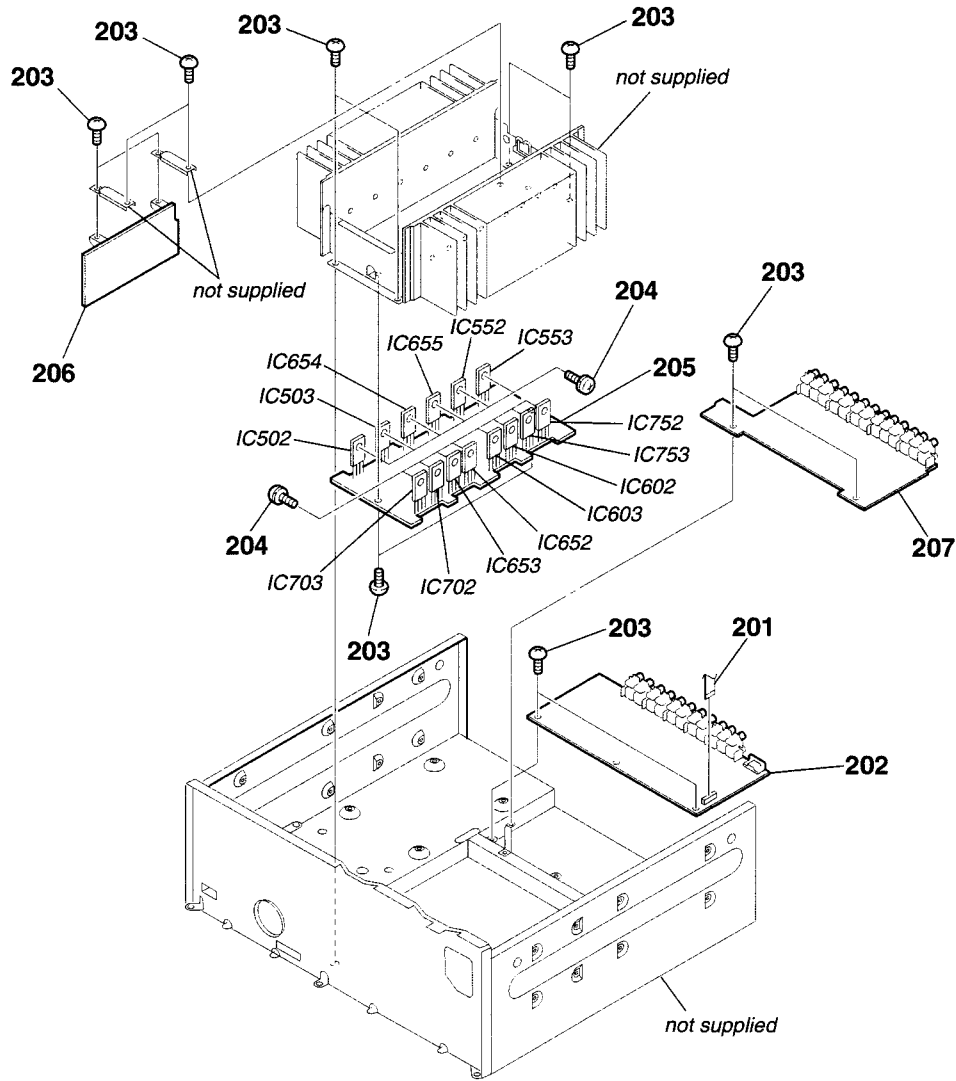


<p>The components identified by mark <math>\Delta</math> or dotted line with mark <math>\Delta</math> are critical for safety. Replace only with part number specified.</p>	<p>Les composants identifiés par une marque <math>\Delta</math> sont critiques pour la sécurité. Ne les remplacer que par une pièce portant le numéro spécifié.</p>
---	---

Ref. No.	Part No.	Description	Remark	Ref. No.	Part No.	Description	Remark
151	A-4728-944-A	DIGITAL INPUT BOARD, COMPLETE (DA4ES/DA7ES)		163	A-4728-909-A	C-VIDEO BOARD, COMPLETE (AEP)	
151	A-4728-979-A	DIGITAL INPUT BOARD, COMPLETE (VA333ES)		163	A-4728-951-A	C-VIDEO BOARD, COMPLETE (DA4ES/DA7ES)	
152	A-4728-882-A	CIS BOARD, COMPLETE (DA4ES)		163	A-4729-682-A	C-VIDEO BOARD, COMPLETE (TW,KR)	
152	A-4728-921-A	CIS BOARD, COMPLETE (DA7ES)		164	1-769-971-11	WIRE (FLAT TYPE) (13 CORE)	
153	4-974-510-11	SCREW (+BV 3X8 CU)		165	A-4728-919-A	M-BUS BOARD, COMPLETE (DA4ES/DA7ES)	
154	A-4728-955-A	UP CONVERT BOARD, COMPLETE (DA4ES/DA7ES)		166	1-769-969-11	WIRE (FLAT TYPE) (13 CORE)	
155	A-4728-941-A	S-SPTM BOARD, COMPLETE (DA4ES/DA7ES)		167	1-769-975-11	WIRE (FLAT TYPE) (13 CORE)	
155	A-4728-905-A	S-SPTM BOARD, COMPLETE (VA333ES)		168	A-4728-903-A	S-VIDEO BOARD, COMPLETE (AEP)	
156	1-685-494-11	4/8 BOARD		168	A-4728-938-A	S-VIDEO BOARD, COMPLETE (DA4ES/DA7ES)	
157	1-773-021-11	WIRE (FLAT TYPE) (15 CORE)		168	A-4728-965-A	S-VIDEO BOARD, COMPLETE (TW,KR)	
158	A-4728-904-A	F-SPTM BOARD, COMPLETE (VA333ES)		169	1-769-879-11	WIRE (FLAT TYPE) (7 CORE) (DA4ES/DA7ES)	
158	A-4728-904-A	F-SPTM BOARD, COMPLETE (DA4ES/DA7ES)		* 170	3-703-244-00	BUSHING (2104), CORD (KR)	
159	4-234-163-01	PANEL (V5), BACK (DA4ES)		* 171	4-923-873-01	BRACKET, CORD STOPPER (KR)	
159	4-234-163-41	PANEL (V5), BACK (AEP)		172	A-4728-895-A	CLOCK BOARD, COMPLETE (AEP)	
$\Delta$ 160	1-769-079-22	CORD, POWER (KR)		TU301	1-693-539-21	TUNER PACK (FM/AM) (DA4ES/DA7ES)	
161	4-947-010-01	SCREW, FEEDER FIXED		TU301	1-693-540-21	TUNER PACK (FM/AM) (VA333ES)	
162	1-823-582-11	WIRE (FLAT TYPE) (15 CORE)		#5	7-685-646-79	SCREW +BVTP 3X8 TYPE2 IT-3	
				#6	7-685-659-79	SCREW +BVTP 4X8 TYPE2 IT-3	

# STR-DA4ES/DA7ES/VA333ES

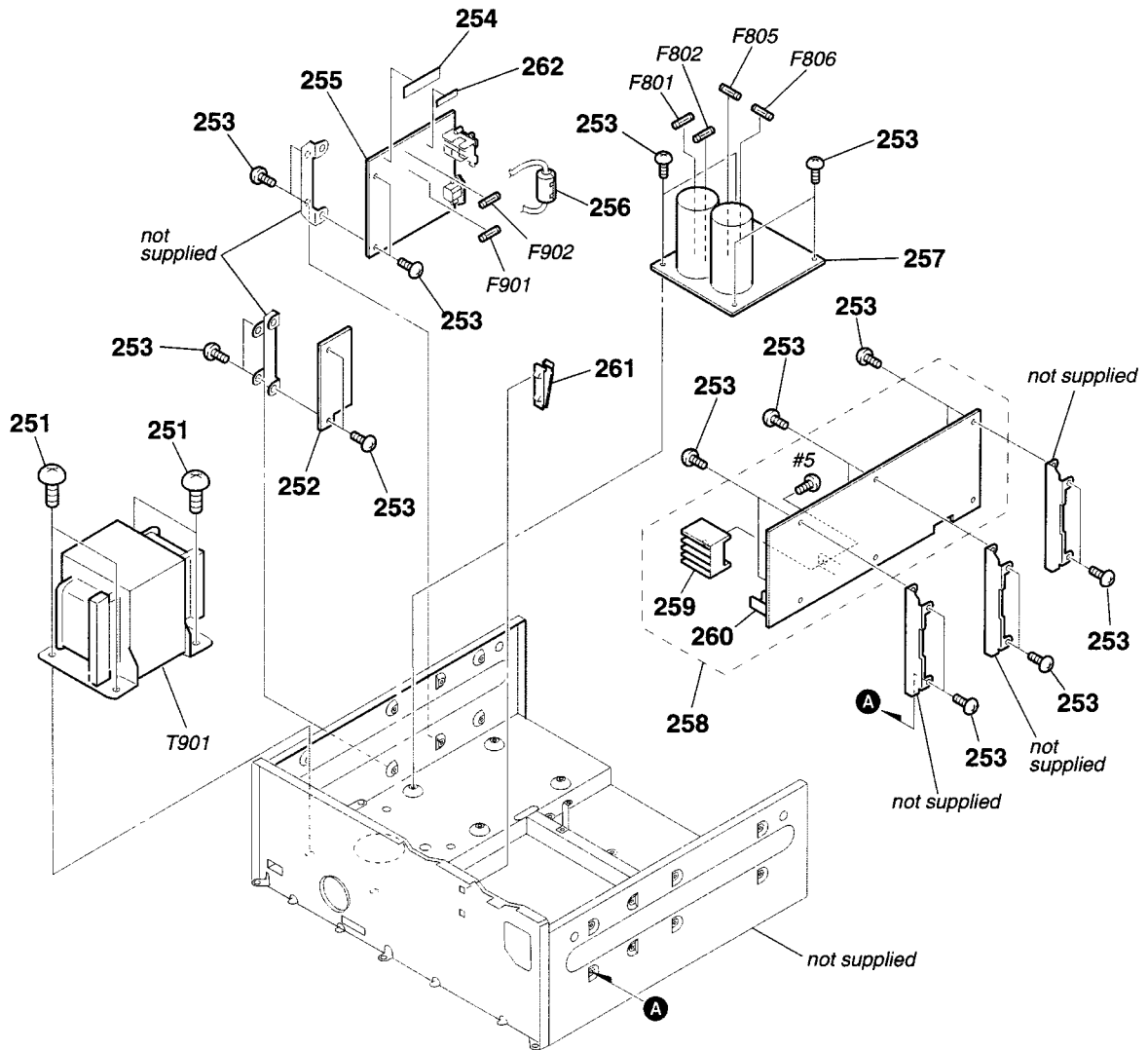
## 7-5. CHASSIS SECTION (1)



Ref. No.	Part No.	Description	Remark	Ref. No.	Part No.	Description	Remark
201	1-769-971-11	WIRE (FLAT TYPE) (13 CORE)		IC503	8-749-014-73	IC SAP15P	
202	A-4728-878-A	E-VOL BOARD, COMPLETE (DA4ES)		IC552	8-749-014-72	IC SAP15N	
202	A-4728-891-A	E-VOL BOARD, COMPLETE (VA333ES)		IC553	8-749-014-73	IC SAP15P	
202	A-4728-911-A	E-VOL BOARD, COMPLETE (DA7ES)		IC602	8-749-014-72	IC SAP15N	
203	4-974-510-11	SCREW (+BV 3X8 CU)		IC603	8-749-014-73	IC SAP15P	
204	3-905-609-11	SCREW (TRANSISTOR)		IC652	8-749-014-72	IC SAP15N	
205	A-4728-907-A	AMP BOARD, COMPLETE (VA333ES)		IC653	8-749-014-73	IC SAP15P	
205	A-4728-947-A	AMP BOARD, COMPLETE (DA4ES/DA7ES)		IC654	8-749-014-72	IC SAP15N	
206	A-4729-679-A	A-CLASS BOARD, COMPLETE (DA4ES/DA7ES)		IC655	8-749-014-73	IC SAP15P	
206	A-4729-681-A	A-CLASS BOARD, COMPLETE (VA333ES)		IC702	8-749-014-72	IC SAP15N	
207	A-4728-880-A	INPUT BOARD, COMPLETE (DA4ES)		IC703	8-749-014-73	IC SAP15P	
207	A-4728-893-A	INPUT BOARD, COMPLETE (VA333ES)		IC752	8-749-014-72	IC SAP15N	
207	A-4728-915-A	INPUT BOARD, COMPLETE (DA7ES)		IC753	8-749-014-73	IC SAP15P	
IC502	8-749-014-72	IC SAP15N					

STR-DA4ES/DA7ES/VA333ES

7-6. CHASSIS SECTION (2)



<p>The components identified by mark <math>\Delta</math> or dotted line with mark <math>\Delta</math> are critical for safety. Replace only with part number specified.</p>	<p>Les composants identifiés par une marque <math>\Delta</math> sont critiques pour la sécurité. Ne les remplacer que par une pièce portant le numéro spécifié.</p>
---	---

Ref. No.	Part No.	Description	Remark	Ref. No.	Part No.	Description	Remark
251	4-394-596-01	SCREW (M5), TERMINAL		$\Delta$ F801	1-533-312-11	FUSE, GLASS CYLINDRICAL (DIA.5)	(10A/125V)
252	A-4729-692-A	CIS POWER BOARD, COMPLETE (DA4ES/DA7ES)		$\Delta$ F802	1-533-312-11	FUSE, GLASS CYLINDRICAL (DIA.5)	(10A/125V)
253	4-974-510-11	SCREW (+BV 3X8 CU)		$\Delta$ F805	1-532-464-51	FUSE, TIME-LAG (T2.5AL/250V) (VA333ES)	
* 254	3-703-044-26	LABEL, CAUTION (DA4ES/DA7ES)		$\Delta$ F805	1-533-419-11	FUSE, GLASS CYLINDRICAL (DIA.5)	(4A/125V) (DA4ES/DA7ES)
255	A-4728-908-A	AC BOARD, COMPLETE (AEP)		$\Delta$ F806	1-532-464-51	FUSE, TIME-LAG (T2.5AL/250V) (VA333ES)	
255	A-4728-949-A	AC BOARD, COMPLETE (DA4ES/DA7ES)		$\Delta$ F806	1-533-419-11	FUSE, GLASS CYLINDRICAL (DIA.5)	(4A/125V) (DA4ES/DA7ES)
255	A-4728-966-A	AC BOARD, COMPLETE (KR)		$\Delta$ F901	1-532-325-00	FUSE, TIME-LAG (T6.3AL/250V) (AEP,KR)	
255	A-4728-985-A	AC BOARD, COMPLETE (TW)		$\Delta$ F901	1-576-379-11	FUSE, GLASS CYLINDRICAL (DIA.5)	(15A/250V) (US,CND,TW)
256	1-469-241-11	CORE, FERRITE (RFC-8 BK)		$\Delta$ F902	1-532-464-51	FUSE, TIME-LAG (T2.5AL/250V) (AEP)	
257	A-4728-899-A	DC BOARD, COMPLETE (VA333ES)		$\Delta$ T901	1-437-270-11	TRANSFORMER, POWER (US)	
257	A-4728-927-A	DC BOARD, COMPLETE (DA4ES/DA7ES)		$\Delta$ T901	1-437-271-11	TRANSFORMER, POWER (DA4ES:CND)	
258	A-4728-884-A	DIGITAL BOARD, COMPLETE (DA4ES)		$\Delta$ T901	1-437-272-11	TRANSFORMER, POWER (TW)	
258	A-4728-897-A	DIGITAL BOARD, COMPLETE (AEP)		$\Delta$ T901	1-437-274-11	TRANSFORMER, POWER (AEP,KR)	
258	A-4728-923-A	DIGITAL BOARD, COMPLETE (DA7ES)		$\Delta$ T901	1-437-872-11	TRANSFORMER, POWER (DA7ES:CND)	
258	A-4728-962-A	DIGITAL BOARD, COMPLETE (TW,KR)		#5	7-685-646-79	SCREW +BVTP 3X8 TYPE2 IT-3	
* 259	3-309-144-21	HEAT SINK					
260	4-242-610-11	HEAT SINK (10) (DA4ES/DA7ES)					
261	4-308-119-02	HOLDER, WIRE					
262	3-701-946-31	LABEL, FUSE RATING (KR,TW)					

STR-DA4ES/DA7ES/VA333ES

SECTION 8  
ELECTRICAL PARTS LIST

A-CLASS

NOTE:

- Due to standardization, replacements in the parts list may be different from the parts specified in the diagrams or the components used on the set.
- -XX and -X mean standardized parts, so they may have some difference from the original one.
- RESISTORS  
All resistors are in ohms.  
METAL: Metal-film resistor.  
METAL OXIDE: Metal oxide-film resistor.  
F: nonflammable

- Items marked "\*" are not stocked since they are seldom required for routine service. Some delay should be anticipated when ordering these items.
- SEMICONDUCTORS  
In each case, u :  $\mu$ , for example:  
uA.. :  $\mu$ A.. uPA.. :  $\mu$ PA..  
uPB.. :  $\mu$ PB.. uPC.. :  $\mu$ PC.. uPD.. :  $\mu$ PD..
- CAPACITORS  
uF :  $\mu$ F
- COILS  
uH :  $\mu$ H
- Abbreviation  
CND : Canadian model  
TW : Taiwan model  
KR : Korea model

The components identified by mark  $\Delta$  or dotted line with mark  $\Delta$  are critical for safety. Replace only with part number specified.

Les composants identifiés par une marque  $\Delta$  sont critiques pour la sécurité. Ne les remplacer que par une pièce portant le numéro spécifié.

When indicating parts by reference number, please include the board.

Ref. No.	Part No.	Description	Remark	Ref. No.	Part No.	Description	Remark
	A-4729-679-A	A-CLASS BOARD, COMPLETE (DA4ES/DA7ES)		C750	1-128-868-11	ELECT	10uF 20% 63V
	A-4729-681-A	A-CLASS BOARD, COMPLETE (VA333ES)					(DA4ES/DA7ES)
	*****						
	< CAPACITOR >						
C591	1-119-851-11	ELECT	22uF 20% 100V (VA333ES)	C751	1-119-825-41	ELECT	22uF 20% 50V
C591	1-128-883-11	ELECT	22uF 20% 100V (DA4ES/DA7ES)	C752	1-137-505-11	MYLAR	220PF 5% 50V
C592	1-119-851-11	ELECT	22uF 20% 100V (VA333ES)	C753	1-102-233-00	CERAMIC	33PF 10% 500V
C592	1-128-883-11	ELECT	22uF 20% 100V (DA4ES/DA7ES)	C754	1-102-230-00	CERAMIC	4PF 0.25PF 500V
C601	1-119-825-41	ELECT	22uF 20% 50V	C755	1-119-779-11	ELECT	220uF 20% 10V
C602	1-137-505-11	MYLAR	220PF 5% 50V	C760	1-163-021-11	CERAMIC CHIP	0.01uF 10% 50V
C603	1-102-233-00	CERAMIC	33PF 10% 500V	C761	1-126-964-11	ELECT	10uF 20% 50V
C604	1-102-230-00	CERAMIC	4PF 0.25PF 500V	C789	1-137-503-11	MYLAR	0.0001uF 5% 50V
C605	1-119-779-11	ELECT	220uF 20% 10V	< CONNECTOR >			
C610	1-163-021-11	CERAMIC CHIP	0.01uF 10% 50V	CNP601	1-784-922-11	PIN, CONNECTOR 5P	
C611	1-126-964-11	ELECT	10uF 20% 50V	CNP603	1-779-978-11	PIN, CONNECTOR 3P	
C635	1-163-243-11	CERAMIC CHIP	47PF 5% 50V	CNP605	1-770-412-11	CONNECTOR, BOARD TO BOARD 6P	
C636	1-163-243-11	CERAMIC CHIP	47PF 5% 50V	CNP607	1-770-407-11	CONNECTOR, BOARD TO BOARD 12P	
C639	1-137-503-11	MYLAR	0.0001uF 5% 50V	CNP701	1-784-921-11	PIN, CONNECTOR 4P	
C650	1-119-850-11	ELECT	10uF 20% 63V (VA333ES)	< DIODE >			
C650	1-128-868-11	ELECT	10uF 20% 63V (DA4ES/DA7ES)	D611	8-719-988-61	DIODE 1SS355TE-17	
C651	1-119-825-41	ELECT	22uF 20% 50V	D635	8-719-988-61	DIODE 1SS355TE-17	
C652	1-137-505-11	MYLAR	220PF 5% 50V	D661	8-719-988-61	DIODE 1SS355TE-17	
C653	1-102-233-00	CERAMIC	33PF 10% 500V	D711	8-719-988-61	DIODE 1SS355TE-17	
C654	1-102-230-00	CERAMIC	4PF 0.25PF 500V	D761	8-719-988-61	DIODE 1SS355TE-17	
C655	1-119-779-11	ELECT	220uF 20% 10V	< IC >			
C660	1-163-021-11	CERAMIC CHIP	0.01uF 10% 50V	IC601	6-700-943-01	IC uPC2581V-S	
C661	1-126-964-11	ELECT	10uF 20% 50V	IC635	8-759-636-74	IC M5218AP-22	
C689	1-137-503-11	MYLAR	0.0001uF 5% 50V	IC701	6-700-943-01	IC uPC2581V-S	
C701	1-119-825-41	ELECT	22uF 20% 50V	< TRANSISTOR >			
C702	1-137-505-11	MYLAR	220PF 5% 50V	Q610	8-729-281-53	TRANSISTOR 2SC1815-GR	
C703	1-102-233-00	CERAMIC	33PF 10% 500V	Q635	8-729-027-52	TRANSISTOR DTC124EKA-T146	
C704	1-102-230-00	CERAMIC	4PF 0.25PF 500V	Q660	8-729-281-53	TRANSISTOR 2SC1815-GR	
C705	1-119-779-11	ELECT	220uF 20% 10V	Q710	8-729-281-53	TRANSISTOR 2SC1815-GR	
C710	1-163-021-11	CERAMIC CHIP	0.01uF 10% 50V	Q760	8-729-281-53	TRANSISTOR 2SC1815-GR	
C711	1-126-964-11	ELECT	10uF 20% 50V	< RESISTOR >			
C739	1-137-503-11	MYLAR	0.0001uF 5% 50V	R601	1-208-782-11	RES-CHIP 1K 2% 1/8W (DA4ES/DA7ES)	
C750	1-119-850-11	ELECT	10uF 20% 63V (VA333ES)	R601	1-259-995-11	CARBON MELF 1K 2% 1/8W (VA333ES)	
				R602	1-208-571-11	RES-CHIP 68K 2% 1/8W (DA4ES/DA7ES)	
				R602	1-260-018-11	CARBON MELF 68K 2% 1/8W (VA333ES)	
				R603	1-249-494-11	CARBON 68K 5% 1/2W	

**STR-DA4ES/DA7ES/VA333ES**

**A-CLASS**      **AC**

Ref. No.	Part No.	Description	Remark
R604	1-249-683-31	CARBON	2.7K 5% 1/2W
R609	1-216-025-11	RES-CHIP	100 5% 1/10W
R611	1-216-085-11	RES-CHIP	33K 5% 1/10W
R612	1-216-073-00	RES-CHIP	10K 5% 1/10W
R613	1-216-077-11	RES-CHIP	15K 5% 1/10W
R614	1-216-081-00	METAL CHIP	22K 5% 1/10W
R615	1-216-081-00	METAL CHIP	22K 5% 1/10W
R635	1-216-073-00	RES-CHIP	10K 5% 1/10W
R636	1-216-089-11	RES-CHIP	47K 5% 1/10W
R637	1-216-113-00	METAL CHIP	470K 5% 1/10W
R638	1-216-049-11	RES-CHIP	1K 5% 1/10W
R639	1-216-073-00	RES-CHIP	10K 5% 1/10W
R640	1-216-081-00	METAL CHIP	22K 5% 1/10W
R643	1-216-230-00	RES-CHIP	22K 2% 1/8W (DA4ES/DA7ES)
R643	1-260-012-11	CARBON MELF	22K 2% 1/8W (VA333ES)
R651	1-208-782-11	RES-CHIP	1K 2% 1/8W (DA4ES/DA7ES)
R651	1-259-995-11	CARBON MELF	1K 2% 1/8W (VA333ES)
R652	1-208-571-11	RES-CHIP	68K 2% 1/8W (DA4ES/DA7ES)
R652	1-260-018-11	CARBON MELF	68K 2% 1/8W (VA333ES)
R653	1-249-494-11	CARBON	68K 5% 1/2W
R654	1-249-683-31	CARBON	2.7K 5% 1/2W
R657	1-216-085-11	RES-CHIP	33K 5% 1/10W
R658	1-216-073-00	RES-CHIP	10K 5% 1/10W
R659	1-216-025-11	RES-CHIP	100 5% 1/10W
R667	1-216-077-11	RES-CHIP	15K 5% 1/10W
R668	1-216-081-00	METAL CHIP	22K 5% 1/10W
R669	1-216-081-00	METAL CHIP	22K 5% 1/10W
R701	1-208-782-11	RES-CHIP	1K 2% 1/8W (DA4ES/DA7ES)
R701	1-259-995-11	CARBON MELF	1K 2% 1/8W (VA333ES)
R702	1-208-571-11	RES-CHIP	68K 2% 1/8W (DA4ES/DA7ES)
R702	1-260-018-11	CARBON MELF	68K 2% 1/8W (VA333ES)
R703	1-249-494-11	CARBON	68K 5% 1/2W
R704	1-249-683-31	CARBON	2.7K 5% 1/2W
R709	1-216-025-11	RES-CHIP	100 5% 1/10W
R711	1-216-085-11	RES-CHIP	33K 5% 1/10W
R712	1-216-073-00	RES-CHIP	10K 5% 1/10W
R713	1-216-077-11	RES-CHIP	15K 5% 1/10W
R714	1-216-081-00	METAL CHIP	22K 5% 1/10W
R715	1-216-081-00	METAL CHIP	22K 5% 1/10W
R743	1-216-230-00	RES-CHIP	22K 2% 1/8W (DA4ES/DA7ES)
R743	1-260-012-11	CARBON MELF	22K 2% 1/8W (VA333ES)
R751	1-208-782-11	RES-CHIP	1K 2% 1/8W (DA4ES/DA7ES)
R751	1-259-995-11	CARBON MELF	1K 2% 1/8W (VA333ES)
R752	1-208-571-11	RES-CHIP	68K 2% 1/8W (DA4ES/DA7ES)
R752	1-260-018-11	CARBON MELF	68K 2% 1/8W (VA333ES)

Ref. No.	Part No.	Description	Remark
R753	1-249-494-11	CARBON	68K 5% 1/2W
R754	1-249-683-31	CARBON	2.7K 5% 1/2W
R759	1-216-025-11	RES-CHIP	100 5% 1/10W
R761	1-216-085-11	RES-CHIP	33K 5% 1/10W
R762	1-216-073-00	RES-CHIP	10K 5% 1/10W
R763	1-216-077-11	RES-CHIP	15K 5% 1/10W
R764	1-216-081-00	METAL CHIP	22K 5% 1/10W
R765	1-216-081-00	METAL CHIP	22K 5% 1/10W
*****			
A-4728-908-A	AC BOARD, COMPLETE (AEP)		
A-4728-949-A	AC BOARD, COMPLETE (DA4ES/DA7ES)		
A-4728-966-A	AC BOARD, COMPLETE (KR)		
A-4728-985-A	AC BOARD, COMPLETE (TW)		
*****			
1-533-399-31	HOLDER, FUSE < CAPACITOR >		
C901	1-113-925-11	CERAMIC	0.01uF 20% 250V (AEP,KR)
C902	1-128-547-11	ELECT	6800uF 20% 16V
C903	1-126-943-11	ELECT	2200uF 20% 25V
C904	1-165-319-11	CERAMIC CHIP	0.1uF 50V
C905	1-126-960-11	ELECT	1uF 20% 50V
C906	1-130-472-00	MYLAR	0.0012uF 5% 50V (AEP,KR)
C906	1-137-432-11	MYLAR	820PF 5% 50V (EXCEPT AEP,KR)
C907	1-137-150-11	MYLAR	0.01uF 5% 50V (EXCEPT AEP,KR)
C907	1-137-350-11	MYLAR	0.015uF 5% 50V (AEP,KR)
< CONNECTOR >			
CNP901	1-564-321-00	PIN, CONNECTOR (3.96mm PITCH) 2P (KR)	
* CNP902	1-565-792-11	PIN, CONNECTOR (3.96mm PITCH) 2P	
CNP908	1-779-978-11	PIN, CONNECTOR 3P	
* CNP911	1-564-321-21	PIN, CONNECTOR (3.96mm PITCH) 2P	
< AC INLET >			
CNP904	1-816-148-11	INLET, AC (~ AC IN) (EXCEPT KR)	
< DIODE >			
D901	8-719-085-36	DIODE 11EQS04-TB5	
D902	8-719-085-36	DIODE 11EQS04-TB5	
D903	8-719-085-36	DIODE 11EQS04-TB5	
D904	8-719-085-36	DIODE 11EQS04-TB5	
D905	8-719-988-61	DIODE 1SS355TE-17	
D906	8-719-988-61	DIODE 1SS355TE-17	
D907	8-719-988-61	DIODE 1SS355TE-17	
D908	8-719-053-18	DIODE 1SR154-400TE-25	
< TERMINAL >			
* EP901	1-537-738-21	TERMINAL, EARTH	
< AC OUTLET >			
△ J901	1-251-718-11	OUTLET (2 GANG), AC (AC OUTLET) (EXCEPT AEP,KR)	
△ J901	1-785-285-11	OUTLET, AC (1P) (AC OUTLET) (AEP)	

The components identified by mark △ or dotted line with mark △ are critical for safety. Replace only with part number specified.	Les composants identifiés par une marque △ sont critiques pour la sécurité. Ne les remplacer que par une pièce portant le numéro spécifié.
--	--

# STR-DA4ES/DA7ES/VA333ES

**AC**      **AMP**

Ref. No.	Part No.	Description	Remark
< TRANSISTOR >			
Q901	8-729-230-49	TRANSISTOR 2SC2712-YG	
Q902	8-729-027-43	TRANSISTOR DTC114EKA-T146	
Q903	8-729-027-43	TRANSISTOR DTC114EKA-T146	
Q904	8-729-140-93	TRANSISTOR 2SB733-34	
< RESISTOR >			
△ R901	1-219-237-11	SOLID 3.3M	20% 1/2W F (DA4ES/DA7ES)
R902	1-216-073-00	RES-CHIP 10K	5% 1/10W
R903	1-216-065-11	RES-CHIP 4.7K	5% 1/10W
R904	1-216-093-11	RES-CHIP 68K	5% 1/10W
R905	1-216-085-11	RES-CHIP 33K	5% 1/10W
R906	1-216-049-11	RES-CHIP 1K	5% 1/10W (AEP)
R906	1-216-053-00	METAL CHIP 1.5K	5% 1/10W (EXCEPT AEP,KR)
R907	1-216-097-11	RES-CHIP 100K	5% 1/10W
R908	1-216-073-00	RES-CHIP 10K	5% 1/10W
R909	1-216-085-11	RES-CHIP 33K	5% 1/10W
R910	1-216-073-00	RES-CHIP 10K	5% 1/10W
< RELAY >			
△ RY901	1-755-388-11	RELAY (AC POWER) (DA4ES/DA7ES)	
△ RY901	1-755-393-11	RELAY, POWER (VA333ES)	
< TRANSFORMER >			
△ T902	1-435-162-21	TRANSFORMER, POWER (DA4ES/DA7ES)	
△ T902	1-435-163-21	TRANSFORMER, POWER (AEP,KR)	
△ T902	1-437-477-12	TRANSFORMER, POWER (TW)	
*****			
	A-4728-907-A	AMP BOARD, COMPLETE (VA333ES)	
	A-4728-947-A	AMP BOARD, COMPLETE (DA4ES/DA7ES)	
*****			
< CAPACITOR >			
C500	1-119-850-11	ELECT 10uF	20% 63V (VA333ES)
C500	1-128-868-11	ELECT 10uF	20% 63V (DA4ES/DA7ES)
C501	1-119-825-41	ELECT 22uF	20% 50V
C502	1-137-505-11	MYLAR 220PF	5% 50V
C503	1-102-233-00	CERAMIC 33PF	10% 500V
C504	1-102-230-00	CERAMIC 4PF	0.25PF 500V
C505	1-119-779-11	ELECT 220uF	20% 10V
C507	1-128-879-11	ELECT 2.2uF	20% 100V
C520	1-119-827-11	ELECT 47uF	20% 50V (VA333ES)
C520	1-128-860-11	ELECT 47uF	20% 50V (DA4ES/DA7ES)
C523	1-163-125-00	CERAMIC CHIP 220PF	5% 50V
C524	1-137-372-11	MYLAR 0.022uF	5% 50V
C539	1-137-503-11	MYLAR 0.0001uF	5% 50V
C541	1-128-858-11	ELECT 22uF	20% 50V
C542	1-128-834-11	ELECT 470uF	20% 10V
C551	1-119-825-41	ELECT 22uF	20% 50V
C552	1-137-505-11	MYLAR 220PF	5% 50V
C553	1-102-233-00	CERAMIC 33PF	10% 500V

Ref. No.	Part No.	Description	Remark
C554	1-102-230-00	CERAMIC 4PF	0.25PF 500V
C555	1-119-779-11	ELECT 220uF	20% 10V
C570	1-119-827-11	ELECT 47uF	20% 50V (VA333ES)
C570	1-128-860-11	ELECT 47uF	20% 50V (DA4ES/DA7ES)
C573	1-163-125-00	CERAMIC CHIP 220PF	5% 50V
C574	1-137-372-11	MYLAR 0.022uF	5% 50V
C589	1-137-503-11	MYLAR 0.0001uF	5% 50V
C593	1-126-077-11	ELECT 100uF	20% 100V
C594	1-126-077-11	ELECT 100uF	20% 100V
C595	1-128-883-11	ELECT 22uF	20% 100V
C596	1-128-883-11	ELECT 22uF	20% 100V
C597	1-165-319-11	CERAMIC CHIP 0.1uF	50V
C600	1-119-850-11	ELECT 10uF	20% 63V (VA333ES)
C600	1-128-868-11	ELECT 10uF	20% 63V (DA4ES/DA7ES)
C608	1-130-777-00	MYLAR 0.1uF	10% 100V
C609	1-130-777-00	MYLAR 0.1uF	10% 100V
C620	1-119-827-11	ELECT 47uF	20% 50V (VA333ES)
C620	1-128-860-11	ELECT 47uF	20% 50V (DA4ES/DA7ES)
C623	1-163-125-00	CERAMIC CHIP 220PF	5% 50V
C624	1-137-372-11	MYLAR 0.022uF	5% 50V
C670	1-119-827-11	ELECT 47uF	20% 50V (VA333ES)
C670	1-128-860-11	ELECT 47uF	20% 50V (DA4ES/DA7ES)
C673	1-163-125-00	CERAMIC CHIP 220PF	5% 50V
C674	1-137-372-11	MYLAR 0.022uF	5% 50V
C681	1-119-825-41	ELECT 22uF	20% 50V
C682	1-137-505-11	MYLAR 220PF	5% 50V
C683	1-119-779-11	ELECT 220uF	20% 10V
C684	1-102-230-00	CERAMIC 4PF	0.25PF 500V
C685	1-102-233-00	CERAMIC 33PF	10% 500V
C687	1-137-503-11	MYLAR 0.0001uF	5% 50V
C691	1-119-827-11	ELECT 47uF	20% 50V (VA333ES)
C691	1-128-860-11	ELECT 47uF	20% 50V (DA4ES/DA7ES)
C692	1-163-125-00	CERAMIC CHIP 220PF	5% 50V
C693	1-137-372-11	MYLAR 0.022uF	5% 50V
C720	1-119-827-11	ELECT 47uF	20% 50V (VA333ES)
C720	1-128-860-11	ELECT 47uF	20% 50V (DA4ES/DA7ES)
C723	1-163-125-00	CERAMIC CHIP 220PF	5% 50V
C724	1-137-372-11	MYLAR 0.022uF	5% 50V
C770	1-119-827-11	ELECT 47uF	20% 50V (VA333ES)
C770	1-128-860-11	ELECT 47uF	20% 50V (DA4ES/DA7ES)
C773	1-163-125-00	CERAMIC CHIP 220PF	5% 50V
C774	1-137-372-11	MYLAR 0.022uF	5% 50V
< CONNECTOR >			
CN504	1-785-102-11	PIN, CONNECTOR (3.96mm PITCH) 4P	
CNP501	1-779-977-11	PIN, CONNECTOR 6P	

The components identified by mark △ or dotted line with mark △ are critical for safety. Replace only with part number specified.	Les composants identifiés par une marque △ sont critiques pour la sécurité. Ne les remplacer que par une pièce portant le numéro spécifié.
--	--



## STR-DA4ES/DA7ES/VA333ES

AMP

Ref. No.	Part No.	Description	Remark	Ref. No.	Part No.	Description	Remark
CNP503	1-785-104-11	PIN, CONNECTOR (3.96mm PITCH) 6P				< TRANSISTOR >	
CNP504	1-784-923-11	PIN, CONNECTOR 7P					
CNP505	1-785-102-21	PIN, CONNECTOR (3.96mm PITCH) 4P		Q501	8-729-027-43	TRANSISTOR DTC114EKA-T146	
CNP509	1-564-320-00	PIN, CONNECTOR (3.96mm PITCH) 2P		Q503	8-729-140-82	TRANSISTOR 2SA988-PAFAEA	
CNP602	1-779-978-21	PIN, CONNECTOR 3P		Q508	8-729-140-82	TRANSISTOR 2SA988-PAFAEA	
				Q509	8-729-140-82	TRANSISTOR 2SA988-PAFAEA	
CNP606	1-770-379-11	CONNECTOR, BOARD TO BOARD 6P		Q547	8-729-140-84	TRANSISTOR 2SC1841-PAFAEA	
CNP608	1-770-382-11	CONNECTOR, BOARD TO BOARD 12P					
CNP702	1-785-103-11	PIN, CONNECTOR (3.96mm PITCH) 5P		Q548	8-729-230-49	TRANSISTOR 2SC2712-YG	
		< DIODE >		Q549	8-729-140-82	TRANSISTOR 2SA988-PAFAEA	
D501	8-719-988-61	DIODE 1SS355TE-17		Q558	8-729-140-82	TRANSISTOR 2SA988-PAFAEA	
D502	8-719-036-66	DIODE RD2.2SB-T1		Q559	8-729-140-82	TRANSISTOR 2SA988-PAFAEA	
D503	8-719-036-66	DIODE RD2.2SB-T1		Q591	8-729-021-82	TRANSISTOR 2SD2396K	
D504	8-719-988-61	DIODE 1SS355TE-17					
D505	8-719-988-61	DIODE 1SS355TE-17		Q592	8-729-024-93	TRANSISTOR 2SB1565E	
				Q593	8-729-119-78	TRANSISTOR 2SC2785-HFE	
D547	8-719-988-61	DIODE 1SS355TE-17		Q599	8-729-230-49	TRANSISTOR 2SC2712-YG	
D548	8-719-988-61	DIODE 1SS355TE-17		Q608	8-729-140-82	TRANSISTOR 2SA988-PAFAEA	
D549	8-719-988-61	DIODE 1SS355TE-17		Q609	8-729-140-82	TRANSISTOR 2SA988-PAFAEA	
D551	8-719-988-61	DIODE 1SS355TE-17					
D552	8-719-036-66	DIODE RD2.2SB-T1		Q651	8-729-140-82	TRANSISTOR 2SA988-PAFAEA	
				Q652	8-729-140-82	TRANSISTOR 2SA988-PAFAEA	
D553	8-719-036-66	DIODE RD2.2SB-T1		Q658	8-729-140-82	TRANSISTOR 2SA988-PAFAEA	
D554	8-719-988-61	DIODE 1SS355TE-17		Q659	8-729-140-82	TRANSISTOR 2SA988-PAFAEA	
D555	8-719-988-61	DIODE 1SS355TE-17		Q708	8-729-140-82	TRANSISTOR 2SA988-PAFAEA	
D591	8-719-083-61	DIODE UDZS-TE-17-11B (US, GND)		Q709	8-729-140-82	TRANSISTOR 2SA988-PAFAEA	
D591	8-719-083-63	DIODE UDZS-TE-17-13B (EXCEPT US, GND)		Q758	8-729-140-82	TRANSISTOR 2SA988-PAFAEA	
				Q759	8-729-140-82	TRANSISTOR 2SA988-PAFAEA	
D592	8-719-083-82	DIODE UDZS-TE-17-12B (EXCEPT US, GND)				< RESISTOR >	
D592	8-719-977-28	DIODE UDZS-TE-17-10B (US, GND)		R501	1-208-782-11	RES-CHIP 1K 2% 1/8W	
D593	8-719-988-61	DIODE 1SS355TE-17				(DA4ES/DA7ES)	
D594	8-719-988-61	DIODE 1SS355TE-17		R501	1-259-995-11	CARBON MELF 1K 2% 1/8W	
D599	8-719-988-61	DIODE 1SS355TE-17				(VA333ES)	
D601	8-719-988-61	DIODE 1SS355TE-17		R502	1-208-571-11	RES-CHIP 68K 2% 1/8W	
D602	8-719-036-66	DIODE RD2.2SB-T1				(DA4ES/DA7ES)	
D603	8-719-036-66	DIODE RD2.2SB-T1		R502	1-260-018-11	CARBON MELF 68K 2% 1/8W	
D604	8-719-988-61	DIODE 1SS355TE-17				(VA333ES)	
D605	8-719-988-61	DIODE 1SS355TE-17		R503	1-249-494-11	CARBON 68K 5% 1/2W	
				R504	1-249-683-31	CARBON 2.7K 5% 1/2W	
D651	8-719-988-61	DIODE 1SS355TE-17		R505	1-216-089-11	RES-CHIP 47K 5% 1/10W	
D652	8-719-036-66	DIODE RD2.2SB-T1		R509	1-216-025-11	RES-CHIP 100 5% 1/10W	
D653	8-719-036-66	DIODE RD2.2SB-T1		R510	1-215-868-00	METAL OXIDE 680 5% 1W	
D654	8-719-988-61	DIODE 1SS355TE-17		R521	1-216-055-00	METAL CHIP 1.8K 5% 1/10W	
D655	8-719-988-61	DIODE 1SS355TE-17					
D671	8-719-988-61	DIODE 1SS355TE-17		R522	1-216-077-11	RES-CHIP 15K 5% 1/10W	
D672	8-719-036-66	DIODE RD2.2SB-T1		R523	1-216-093-11	RES-CHIP 68K 5% 1/10W	
D673	8-719-036-66	DIODE RD2.2SB-T1		R524	1-249-393-11	CARBON 10 5% 1/4W	
D674	8-719-988-61	DIODE 1SS355TE-17		R525	1-249-393-11	CARBON 10 5% 1/4W	
D675	8-719-988-61	DIODE 1SS355TE-17		R526	1-208-401-11	RES-CHIP 33 2% 1/8W	
						(DA4ES/DA7ES)	
D701	8-719-988-61	DIODE 1SS355TE-17		R526	1-259-977-11	CARBON MELF 33 2% 1/8W	
D702	8-719-036-66	DIODE RD2.2SB-T1				(VA333ES)	
D703	8-719-036-66	DIODE RD2.2SB-T1		R527	1-240-855-11	CARBON 6.2K 5% 1/4W	
D704	8-719-988-61	DIODE 1SS355TE-17		R528	1-216-214-00	RES-CHIP 4.7K 2% 1/8W	
D705	8-719-988-61	DIODE 1SS355TE-17				(DA4ES/DA7ES)	
D751	8-719-988-61	DIODE 1SS355TE-17		R528	1-260-004-11	CARBON MELF 4.7K 2% 1/8W	
D752	8-719-036-66	DIODE RD2.2SB-T1				(VA333ES)	
D753	8-719-036-66	DIODE RD2.2SB-T1		R529	1-216-089-11	RES-CHIP 47K 5% 1/10W	
D754	8-719-988-61	DIODE 1SS355TE-17					
D755	8-719-988-61	DIODE 1SS355TE-17		R530	1-249-393-11	CARBON 10 5% 1/4W	
		< IC >		R539	1-216-069-00	METAL CHIP 6.8K 5% 1/10W	
IC501	6-700-943-01	IC uPC2581V-S		R540	1-216-049-11	RES-CHIP 1K 5% 1/10W	
IC651	6-700-943-01	IC uPC2581V-S		R541	1-216-689-11	METAL CHIP 39K 0.5% 1/10W	
				R542	1-216-073-00	RES-CHIP 10K 5% 1/10W	

## STR-DA4ES/DA7ES/VA333ES

## AMP

Ref. No.	Part No.	Description	Remark	Ref. No.	Part No.	Description	Remark
R543	1-216-230-00	RES-CHIP	22K 2% 1/8W (DA4ES/DA7ES)	R661	1-208-782-11	RES-CHIP	1K 2% 1/8W (DA4ES/DA7ES)
R543	1-260-012-11	CARBON MELF	22K 2% 1/8W (VA333ES)	R661	1-259-995-11	CARBON MELF	1K 2% 1/8W (VA333ES)
R551	1-208-782-11	RES-CHIP	1K 2% 1/8W (DA4ES/DA7ES)	R662	1-208-571-11	RES-CHIP	68K 2% 1/8W (DA4ES/DA7ES)
R551	1-259-995-11	CARBON MELF	1K 2% 1/8W (VA333ES)	R662	1-260-018-11	CARBON MELF	68K 2% 1/8W (VA333ES)
R552	1-208-571-11	RES-CHIP	68K 2% 1/8W (DA4ES/DA7ES)	R663	1-249-494-11	CARBON	68K 5% 1/2W
R552	1-260-018-11	CARBON MELF	68K 2% 1/8W (VA333ES)	R664	1-249-683-31	CARBON	2.7K 5% 1/2W
R553	1-249-494-11	CARBON	68K 5% 1/2W	R665	1-216-025-11	RES-CHIP	100 5% 1/10W
R554	1-249-683-31	CARBON	2.7K 5% 1/2W	R671	1-216-055-00	METAL CHIP	1.8K 5% 1/10W
R559	1-216-025-11	RES-CHIP	100 5% 1/10W	R672	1-216-077-11	RES-CHIP	15K 5% 1/10W
R560	1-215-868-00	METAL OXIDE	680 5% 1W	R673	1-216-093-11	RES-CHIP	68K 5% 1/10W
R571	1-216-055-00	METAL CHIP	1.8K 5% 1/10W	R674	1-249-393-11	CARBON	10 5% 1/4W
R572	1-216-077-11	RES-CHIP	15K 5% 1/10W	R675	1-249-393-11	CARBON	10 5% 1/4W
R573	1-216-093-11	RES-CHIP	68K 5% 1/10W	R676	1-208-401-11	RES-CHIP	33 2% 1/8W (DA4ES/DA7ES)
R574	1-249-393-11	CARBON	10 5% 1/4W	R676	1-259-977-11	CARBON MELF	33 2% 1/8W (VA333ES)
R575	1-249-393-11	CARBON	10 5% 1/4W	R677	1-240-855-11	CARBON	6.2K 5% 1/4W
R576	1-208-401-11	RES-CHIP	33 2% 1/8W (DA4ES/DA7ES)	R678	1-216-214-00	RES-CHIP	4.7K 2% 1/8W (DA4ES/DA7ES)
R576	1-259-977-11	CARBON MELF	33 2% 1/8W (VA333ES)	R678	1-260-004-11	CARBON MELF	4.7K 2% 1/8W (VA333ES)
R577	1-240-855-11	CARBON	6.2K 5% 1/4W	R679	1-216-089-11	RES-CHIP	47K 5% 1/10W
R578	1-216-214-00	RES-CHIP	4.7K 2% 1/8W (DA4ES/DA7ES)	R680	1-249-393-11	CARBON	10 5% 1/4W
R578	1-260-004-11	CARBON MELF	4.7K 2% 1/8W (VA333ES)	R688	1-249-393-11	CARBON	10 5% 1/4W
R579	1-216-089-11	RES-CHIP	47K 5% 1/10W	R689	1-249-393-11	CARBON	10 5% 1/4W
R580	1-249-393-11	CARBON	10 5% 1/4W	R690	1-208-401-11	RES-CHIP	33 2% 1/8W (DA4ES/DA7ES)
R587	1-249-393-11	CARBON	10 5% 1/4W	R690	1-259-977-11	CARBON MELF	33 2% 1/8W (VA333ES)
R588	1-216-073-00	RES-CHIP	10K 5% 1/10W	R691	1-240-855-11	CARBON	6.2K 5% 1/4W
R591	1-249-393-11	CARBON	10 5% 1/4W	R692	1-216-214-00	RES-CHIP	4.7K 2% 1/8W (DA4ES/DA7ES)
R592	1-249-393-11	CARBON	10 5% 1/4W	R692	1-260-004-11	CARBON MELF	4.7K 2% 1/8W (VA333ES)
R594	1-216-065-11	RES-CHIP	4.7K 5% 1/10W	R693	1-216-055-00	METAL CHIP	1.8K 5% 1/10W
R595	1-216-065-11	RES-CHIP	4.7K 5% 1/10W	R694	1-216-093-11	RES-CHIP	68K 5% 1/10W
R596	1-216-065-11	RES-CHIP	4.7K 5% 1/10W	R695	1-216-077-11	RES-CHIP	15K 5% 1/10W
R597	1-216-041-00	METAL CHIP	470 5% 1/10W	R696	1-249-393-11	CARBON	10 5% 1/4W
R598	1-216-041-00	METAL CHIP	470 5% 1/10W	R697	1-216-089-11	RES-CHIP	47K 5% 1/10W
R621	1-216-055-00	METAL CHIP	1.8K 5% 1/10W	R721	1-216-055-00	METAL CHIP	1.8K 5% 1/10W
R622	1-216-077-11	RES-CHIP	15K 5% 1/10W	R722	1-216-077-11	RES-CHIP	15K 5% 1/10W
R623	1-216-093-11	RES-CHIP	68K 5% 1/10W	R723	1-216-093-11	RES-CHIP	68K 5% 1/10W
R624	1-249-393-11	CARBON	10 5% 1/4W	R724	1-249-393-11	CARBON	10 5% 1/4W
R625	1-249-393-11	CARBON	10 5% 1/4W	R725	1-249-393-11	CARBON	10 5% 1/4W
R626	1-208-401-11	RES-CHIP	33 2% 1/8W (DA4ES/DA7ES)	R726	1-208-401-11	RES-CHIP	33 2% 1/8W (DA4ES/DA7ES)
R626	1-259-977-11	CARBON MELF	33 2% 1/8W (VA333ES)	R726	1-259-977-11	CARBON MELF	33 2% 1/8W (VA333ES)
R627	1-240-855-11	CARBON	6.2K 5% 1/4W	R727	1-240-855-11	CARBON	6.2K 5% 1/4W
R628	1-216-214-00	RES-CHIP	4.7K 2% 1/8W (DA4ES/DA7ES)	R728	1-216-214-00	RES-CHIP	4.7K 2% 1/8W (DA4ES/DA7ES)
R628	1-260-004-11	CARBON MELF	4.7K 2% 1/8W (VA333ES)	R728	1-260-004-11	CARBON MELF	4.7K 2% 1/8W (VA333ES)
R629	1-216-089-11	RES-CHIP	47K 5% 1/10W	R729	1-216-089-11	RES-CHIP	47K 5% 1/10W
R630	1-249-393-11	CARBON	10 5% 1/4W	R730	1-249-393-11	CARBON	10 5% 1/4W
R660	1-216-230-00	RES-CHIP	22K 2% 1/8W (DA4ES/DA7ES)	R771	1-216-055-00	METAL CHIP	1.8K 5% 1/10W
R660	1-260-012-11	CARBON MELF	22K 2% 1/8W (VA333ES)	R772	1-216-077-11	RES-CHIP	15K 5% 1/10W

## STR-DA4ES/DA7ES/VA333ES

AMP

C-VIDEO

Ref. No.	Part No.	Description	Remark	Ref. No.	Part No.	Description	Remark
R773	1-216-093-11	RES-CHIP	68K 5% 1/10W	C253	1-164-161-11	CERAMIC CHIP	0.0022uF 10% 100V
R774	1-249-393-11	CARBON	10 5% 1/4W	C255	1-128-834-11	ELECT	470uF 20% 10V
R775	1-249-393-11	CARBON	10 5% 1/4W	C278	1-164-161-11	CERAMIC CHIP	0.0022uF 10% 100V
R776	1-208-401-11	RES-CHIP	33 2% 1/8W	C280	1-119-824-11	ELECT	10uF 20% 50V
			(DA4ES/DA7ES)				(DA4ES/DA7ES)
R776	1-259-977-11	CARBON MELF	33 2% 1/8W	C281	1-164-161-11	CERAMIC CHIP	0.0022uF 10% 100V
			(VA333ES)				(DA4ES/DA7ES)
R777	1-240-855-11	CARBON	6.2K 5% 1/4W	C282	1-164-161-11	CERAMIC CHIP	0.0022uF 10% 100V
R778	1-216-214-00	RES-CHIP	4.7K 2% 1/8W				(DA4ES/DA7ES)
			(DA4ES/DA7ES)	C283	1-163-243-11	CERAMIC CHIP	47PF 5% 50V
R778	1-260-004-11	CARBON MELF	4.7K 2% 1/8W	C284	1-119-824-11	ELECT	10uF 20% 50V
			(VA333ES)				(DA4ES/DA7ES)
R779	1-216-089-11	RES-CHIP	47K 5% 1/10W	C285	1-119-824-11	ELECT	10uF 20% 50V
R780	1-249-393-11	CARBON	10 5% 1/4W				(DA4ES/DA7ES)
		< VARIABLE RESISTOR >		C286	1-119-824-11	ELECT	10uF 20% 50V
							(DA4ES/DA7ES)
RV501	1-238-598-11	RES, ADJ, CARBON 2.2K		C287	1-119-824-11	ELECT	10uF 20% 50V
RV551	1-238-598-11	RES, ADJ, CARBON 2.2K					(DA4ES/DA7ES)
RV601	1-238-598-11	RES, ADJ, CARBON 2.2K		C288	1-163-243-11	CERAMIC CHIP	47PF 5% 50V
RV651	1-238-598-11	RES, ADJ, CARBON 2.2K					(DA4ES/DA7ES)
RV652	1-238-598-11	RES, ADJ, CARBON 2.2K		C289	1-163-243-11	CERAMIC CHIP	47PF 5% 50V
							(DA4ES/DA7ES)
RV701	1-238-598-11	RES, ADJ, CARBON 2.2K		C290	1-128-834-11	ELECT	470uF 20% 10V
RV751	1-238-598-11	RES, ADJ, CARBON 2.2K		C291	1-119-824-11	ELECT	10uF 20% 50V
		< RELAY >		C292	1-119-824-11	ELECT	10uF 20% 50V
				C293	1-119-824-11	ELECT	10uF 20% 50V
RY504	1-515-793-11	RELAY		C294	1-119-824-11	ELECT	10uF 20% 50V
		< CONNECTOR >		C295	1-119-824-11	ELECT	10uF 20% 50V
				C296	1-119-824-11	ELECT	10uF 20% 50V
* TP501	1-560-060-00	PIN, CONNECTOR 2P		C297	1-164-690-11	CERAMIC CHIP	0.0022uF 5% 50V
* TP551	1-560-060-00	PIN, CONNECTOR 2P		C298	1-128-834-11	ELECT	470uF 20% 10V
* TP601	1-560-060-00	PIN, CONNECTOR 2P		C299	1-128-834-11	ELECT	470uF 20% 10V
* TP651	1-560-060-00	PIN, CONNECTOR 2P		C2003	1-163-243-11	CERAMIC CHIP	47PF 5% 50V
* TP652	1-564-505-11	PLUG, CONNECTOR 2P		C2005	1-163-251-11	CERAMIC CHIP	100PF 5% 50V
* TP701	1-560-060-00	PIN, CONNECTOR 2P		C2009	1-164-690-11	CERAMIC CHIP	0.0022uF 5% 50V
* TP751	1-560-060-00	PIN, CONNECTOR 2P		C2014	1-163-038-00	CERAMIC CHIP	0.1uF 25V
		*****		C2015	1-163-038-00	CERAMIC CHIP	0.1uF 25V
				C2019	1-128-830-11	ELECT	47uF 20% 10V
							(DA4ES/DA7ES)
A-4728-909-A		C-VIDEO BOARD, COMPLETE (AEP)		C2020	1-128-830-11	ELECT	47uF 20% 10V
A-4728-951-A		C-VIDEO BOARD, COMPLETE (DA4ES/DA7ES)					(DA4ES/DA7ES)
A-4729-682-A		C-VIDEO BOARD, COMPLETE (TW,KR)					(DA4ES/DA7ES)
		*****		C2021	1-128-830-11	ELECT	47uF 20% 10V
		< CAPACITOR >		C2022	1-128-830-11	ELECT	47uF 20% 10V
							< CONNECTOR >
C201	1-119-824-11	ELECT	10uF 20% 50V	CNS200	1-784-774-11	CONNECTOR, FFC 13P	
C202	1-119-824-11	ELECT	10uF 20% 50V	CNS205	1-784-774-11	CONNECTOR, FFC 13P	
C203	1-119-824-11	ELECT	10uF 20% 50V				< DIODE >
C204	1-119-824-11	ELECT	10uF 20% 50V	D202	8-719-801-78	DIODE 1SS184 (DA4ES/DA7ES)	
C206	1-163-243-11	CERAMIC CHIP	47PF 5% 50V				< FERRITE BEAD >
C207	1-163-243-11	CERAMIC CHIP	47PF 5% 50V	FB201	1-216-296-11	SHORT CHIP 0	
C208	1-119-824-11	ELECT	10uF 20% 50V				< IC >
C209	1-165-319-11	CERAMIC CHIP	0.1uF 50V	IC201	8-759-536-24	IC NJM2296M-TE2	
C210	1-165-319-11	CERAMIC CHIP	0.1uF 50V				
C211	1-165-319-11	CERAMIC CHIP	0.1uF 50V				
C212	1-165-319-11	CERAMIC CHIP	0.1uF 50V				
C213	1-164-161-11	CERAMIC CHIP	0.0022uF 10% 100V				
C214	1-164-161-11	CERAMIC CHIP	0.0022uF 10% 100V				
C238	1-163-038-00	CERAMIC CHIP	0.1uF 25V				
C240	1-163-038-00	CERAMIC CHIP	0.1uF 25V				
		(DA4ES/DA7ES)					

## STR-DA4ES/DA7ES/VA333ES

C-VIDEO

CIS

Ref. No.	Part No.	Description	Remark	Ref. No.	Part No.	Description	Remark
IC211	8-759-536-24	IC NJM2296M-TE2 (DA4ES/DA7ES)		R292	1-216-295-11	SHORT CHIP 0	
IC212	6-701-891-01	IC NJM2581D		R293	1-216-295-11	SHORT CHIP 0	
IC214	8-759-671-94	IC MC74HC4053AFEL		*****			
< JACK >							
J200	1-794-435-11	JACK, PIN 2P (MONITOR,TV/SAT)		A-4728-882-A	CIS BOARD, COMPLETE (DA4ES)		
J201	1-770-337-21	JACK, PIN 3P (DVD/LD,VIDEO 2)		A-4728-921-A	CIS BOARD, COMPLETE (DA7ES)		
J202	1-770-337-21	JACK, PIN 3P (VIDEO 1,2ND ROOM)		*****			
(DA4ES/DA7ES)							
J202	1-794-435-11	JACK, PIN 2P (VIDEO 1) (VA333ES)		< CAPACITOR >			
J212	1-794-313-11	JACK, PIN (BLOCK) 9P (COMPONENT VIDEO)		C51	1-126-960-11	ELECT 1uF 20% 50V	
< JUMPER RESISTOR >							
JR260	1-216-296-11	SHORT CHIP 0		C52	1-126-960-11	ELECT 1uF 20% 50V	
JR261	1-216-296-11	SHORT CHIP 0		(DA4ES/DA7ES)			
JR263	1-216-296-11	SHORT CHIP 0		C53	1-126-960-11	ELECT 1uF 20% 50V	
JW284	1-216-296-11	SHORT CHIP 0	(DA4ES/DA7ES)	(DA7ES)			
< COIL >							
L206	1-410-482-31	INDUCTOR 100uH (DA4ES/DA7ES)		C61	1-126-947-11	ELECT 47uF 20% 16V	
L207	1-410-482-31	INDUCTOR 100uH (DA4ES/DA7ES)		C62	1-165-319-11	CERAMIC CHIP 0.1uF 50V	
L208	1-410-482-31	INDUCTOR 100uH		(DA4ES/DA7ES)			
L209	1-410-482-31	INDUCTOR 100uH		C63	1-126-961-11	ELECT 2.2uF 20% 50V	
< TRANSISTOR >							
Q207	8-729-027-43	TRANSISTOR DTC114EKA-T146		C65	1-126-767-11	ELECT 1000uF 20% 16V	
< RESISTOR >							
R201	1-216-022-00	METAL CHIP 75 5% 1/10W		C66	1-126-767-11	ELECT 1000uF 20% 16V	
R202	1-216-022-00	METAL CHIP 75 5% 1/10W		(DA4ES/DA7ES)			
R203	1-216-022-00	METAL CHIP 75 5% 1/10W		C67	1-126-767-11	ELECT 1000uF 20% 16V	
R204	1-216-022-00	METAL CHIP 75 5% 1/10W		(DA4ES/DA7ES)			
R205	1-216-022-00	METAL CHIP 75 5% 1/10W		(DA7ES)			
R206	1-216-022-00	METAL CHIP 75 5% 1/10W		< CONNECTOR >			
R207	1-216-022-00	METAL CHIP 75 5% 1/10W		CNP52	1-784-923-11	PIN, CONNECTOR 7P (DA4ES/DA7ES)	
R234	1-216-073-00	RES-CHIP 10K 5% 1/10W		< DIODE >			
R240	1-216-097-11	RES-CHIP 100K 5% 1/10W		D60	8-719-988-61	DIODE 1SS355TE-17	
(DA4ES/DA7ES)							
R253	1-216-022-00	METAL CHIP 75 5% 1/10W		D61	8-719-075-86	LED SID307BR-TP19	
(DA4ES/DA7ES)							
R256	1-216-049-11	RES-CHIP 1K 5% 1/10W		D63	1-216-296-11	SHORT CHIP 0	
R257	1-216-022-00	METAL CHIP 75 5% 1/10W		D64	1-216-296-11	SHORT CHIP 0	
R258	1-216-022-00	METAL CHIP 75 5% 1/10W		D65	8-719-988-61	DIODE 1SS355TE-17	
R259	1-216-022-00	METAL CHIP 75 5% 1/10W		< IC >			
R260	1-216-022-00	METAL CHIP 75 5% 1/10W		IC61	8-759-459-85	IC NJL63H400A (DA4ES/DA7ES)	
R261	1-216-022-00	METAL CHIP 75 5% 1/10W		IC63	8-759-564-49	IC TC7W53FU(TE12R) (DA4ES/DA7ES)	
R262	1-216-022-00	METAL CHIP 75 5% 1/10W		< JACK >			
R263	1-216-022-00	METAL CHIP 75 5% 1/10W		J51	1-563-330-11	JACK (TRIGGER MAIN ROOM) (DA4ES/DA7ES)	
R264	1-216-022-00	METAL CHIP 75 5% 1/10W		J52	1-563-330-11	JACK (TRIGGER 2ND ROOM) (DA4ES/DA7ES)	
R265	1-216-022-00	METAL CHIP 75 5% 1/10W		J53	1-563-330-11	JACK (TRIGGER 3RD ROOM) (DA7ES)	
R266	1-216-049-11	RES-CHIP 1K 5% 1/10W		J54	1-563-330-11	JACK (IR IN) (DA4ES/DA7ES)	
R267	1-216-049-11	RES-CHIP 1K 5% 1/10W		J55	1-563-330-11	JACK (IR OUT 1) (DA4ES/DA7ES)	
R268	1-216-049-11	RES-CHIP 1K 5% 1/10W		J56	1-563-330-11	JACK (IR OUT 2) (DA4ES/DA7ES)	
R271	1-216-022-00	METAL CHIP 75 5% 1/10W		< TRANSISTOR >			
(DA4ES/DA7ES)							
R275	1-216-022-00	METAL CHIP 75 5% 1/10W		Q51	8-729-140-97	TRANSISTOR 2SB734-34 (DA4ES/DA7ES)	
(DA4ES/DA7ES)							
R280	1-216-022-00	METAL CHIP 75 5% 1/10W		Q52	8-729-027-43	TRANSISTOR DTC114EKA-T146	
R291	1-216-295-11	SHORT CHIP 0		(DA4ES/DA7ES)			

## STR-DA4ES/DA7ES/VA333ES

CIS

CIS POWER

CLOCK

Ref. No.	Part No.	Description	Remark	Ref. No.	Part No.	Description	Remark
		< RESISTOR >					
R51	1-801-726-11	THERMISTOR, POSITIVE (DA4ES/DA7ES)		C832	1-126-942-61	ELECT 1000uF 20%	25V (DA7ES)
R52	1-216-073-00	RES-CHIP 10K 5% 1/10W (DA4ES/DA7ES)		C833	1-126-768-11	ELECT 2200uF 20%	16V (DA7ES)
R53	1-216-057-00	METAL CHIP 2.2K 5% 1/10W (DA4ES/DA7ES)				< CONNECTOR >	
R54	1-801-726-11	THERMISTOR, POSITIVE (DA4ES/DA7ES)		* CN810	1-564-720-11	PIN, CONNECTOR (SMALL TYPE) 4P	(DA4ES/DA7ES)
R55	1-216-073-00	RES-CHIP 10K 5% 1/10W (DA4ES/DA7ES)		CNP809	1-564-718-11	PIN, CONNECTOR (SMALL TYPE) 2P	(DA4ES/DA7ES)
R56	1-216-057-00	METAL CHIP 2.2K 5% 1/10W (DA4ES/DA7ES)				< DIODE >	
R57	1-801-726-11	THERMISTOR, POSITIVE (DA7ES)		D821	8-719-080-70	DIODE 11EQS04N-TB5 (DA4ES/DA7ES)	
R58	1-216-073-00	RES-CHIP 10K 5% 1/10W (DA7ES)		D822	8-719-080-70	DIODE 11EQS04N-TB5 (DA4ES/DA7ES)	
R59	1-216-057-00	METAL CHIP 2.2K 5% 1/10W (DA7ES)		D823	8-719-080-70	DIODE 11EQS04N-TB5 (DA4ES/DA7ES)	
R60	1-216-025-11	RES-CHIP 100 5% 1/10W (DA4ES/DA7ES)		D824	8-719-080-70	DIODE 11EQS04N-TB5 (DA4ES/DA7ES)	
R61	1-216-073-00	RES-CHIP 10K 5% 1/10W (DA4ES/DA7ES)		D825	8-719-080-70	DIODE 11EQS04N-TB5 (DA7ES)	
R62	1-216-097-11	RES-CHIP 100K 5% 1/10W (DA4ES/DA7ES)		D826	8-719-080-70	DIODE 11EQS04N-TB5 (DA7ES)	
R63	1-216-025-11	RES-CHIP 100 5% 1/10W (DA4ES/DA7ES)				< IC >	
R64	1-216-025-11	RES-CHIP 100 5% 1/10W (DA4ES/DA7ES)		IC801	8-759-231-58	IC TA7812S (DA4ES/DA7ES)	
R65	1-216-025-11	RES-CHIP 100 5% 1/10W (DA4ES/DA7ES)		IC802	8-759-231-58	IC TA7812S (DA4ES/DA7ES)	
R66	1-216-073-00	RES-CHIP 10K 5% 1/10W (DA4ES/DA7ES)		IC803	8-759-231-58	IC TA7812S (DA7ES)	
R67	1-216-025-11	RES-CHIP 100 5% 1/10W (DA4ES/DA7ES)		*****			
R68	1-216-001-00	METAL CHIP 10 5% 1/10W (DA4ES/DA7ES)		A-4728-895-A	CLOCK BOARD, COMPLETE (AEP)		
R69	1-216-073-00	RES-CHIP 10K 5% 1/10W (DA4ES/DA7ES)		*****			
R70	1-216-073-00	RES-CHIP 10K 5% 1/10W (DA4ES/DA7ES)				< CAPACITOR >	
R71	1-216-073-00	RES-CHIP 10K 5% 1/10W (DA7ES)		C256	1-163-235-11	CERAMIC CHIP 22PF 5%	50V (AEP)
R72	1-216-097-11	RES-CHIP 100K 5% 1/10W (DA4ES/DA7ES)		C257	1-163-091-00	CERAMIC CHIP 8PF	50V (AEP)
*****				C258	1-163-091-00	CERAMIC CHIP 8PF	50V (AEP)
A-4729-692-A	CIS POWER BOARD, COMPLETE (DA4ES/DA7ES)			C259	1-163-235-11	CERAMIC CHIP 22PF 5%	50V (AEP)
*****				C260	1-165-319-11	CERAMIC CHIP 0.1uF	50V (AEP)
		< CAPACITOR >		C261	1-128-840-11	ELECT 47uF 20%	16V (AEP)
C825	1-126-943-11	ELECT 2200uF 20% 25V (DA4ES/DA7ES)		C2010	1-165-319-11	CERAMIC CHIP 0.1uF	50V (AEP)
C826	1-126-942-61	ELECT 1000uF 20% 25V (DA4ES/DA7ES)				< CONNECTOR >	
C827	1-126-768-11	ELECT 2200uF 20% 16V (DA4ES/DA7ES)		CNS202	1-770-593-41	CONNECTOR, BOARD TO BOARD 5P (AEP)	
C828	1-126-943-11	ELECT 2200uF 20% 25V (DA4ES/DA7ES)				< TRIMMER >	
C829	1-126-942-61	ELECT 1000uF 20% 25V (DA4ES/DA7ES)		CT201	1-141-442-91	CAP, CERAMIC TRIMMER 20PF (AEP)	
C830	1-126-768-11	ELECT 2200uF 20% 16V (DA4ES/DA7ES)		CT202	1-141-442-91	CAP, CERAMIC TRIMMER 20PF (AEP)	
C831	1-126-943-11	ELECT 2200uF 20% 25V (DA7ES)				< FERRITE BEAD >	
				FB203	1-414-813-11	FERRITE, EMI (SMD) (AEP)	
						< IC >	
				IC207	8-759-242-70	IC TC7WU04F (AEP)	
				IC208	8-759-032-01	IC MC74HC00AF (AEP)	

# STR-DA4ES/DA7ES/VA333ES

**CLOCK**   **DC**   **DIGITAL**

Ref. No.	Part No.	Description	Remark
< RESISTOR >			
R242	1-216-025-11	RES-CHIP      100      5%      1/10W	(AEP)
R243	1-216-035-00	METAL CHIP      270      5%      1/10W	(AEP)
R244	1-216-035-00	METAL CHIP      270      5%      1/10W	(AEP)
R269	1-216-025-11	RES-CHIP      100      5%      1/10W	(AEP)
R270	1-216-025-11	RES-CHIP      100      5%      1/10W	(AEP)
R276	1-216-121-11	RES-CHIP      1M      5%      1/10W	(AEP)
R277	1-216-121-11	RES-CHIP      1M      5%      1/10W	(AEP)
< VIBRATOR >			
X200	1-781-820-21	VIBRATOR, CRYSTAL (17.734MHz) (AEP)	
X201	1-781-821-21	VIBRATOR, CRYSTAL (14.31MHz) (AEP)	
*****			
A-4728-899-A		DC BOARD, COMPLETE (VA333ES)	
A-4728-927-A		DC BOARD, COMPLETE (DA4ES/DA7ES)	
*****			
1-533-399-31		HOLDER, FUSE	
< CAPACITOR >			
△ C801	1-106-375-12	MYLAR      0.022uF      200V	(DA4ES/DA7ES)
△ C801	1-115-684-21	MYLAR      0.0047uF      5%      100V	(VA333ES)
△ C802	1-106-375-12	MYLAR      0.022uF      200V	(DA4ES/DA7ES)
△ C802	1-115-684-21	MYLAR      0.0047uF      5%      100V	(VA333ES)
△ C803	1-137-666-12	ELECT      15000uF      20%      71V	
△ C804	1-137-666-12	ELECT      15000uF      20%      71V	
C805	1-128-860-11	ELECT      47uF      20%      50V	
C808	1-127-732-51	ELECT      2200uF      20%      35V	
C809	1-127-732-51	ELECT      2200uF      20%      35V	
C812	1-128-860-11	ELECT      47uF      20%      50V	
△ C815	1-128-873-11	ELECT      220uF      20%      63V	
C816	1-128-860-11	ELECT      47uF      20%      50V	
△ C822	1-106-377-00	MYLAR      0.027uF      200V	
C823	1-126-939-11	ELECT      10000uF      20%      16V	
C824	1-127-727-11	ELECT      1000uF      20%      16V	
< CONNECTOR >			
* CN801	1-564-104-00	PIN, CONNECTOR (3.96mm PITCH) 3P	
CNP801	1-784-926-11	PIN, CONNECTOR 11P	
CNP802	1-691-768-11	PLUG (MICRO CONNECTOR) 6P	
CNP803	1-785-102-21	PIN, CONNECTOR (3.96mm PITCH) 4P	
CNP804	1-691-769-11	PLUG (MICRO CONNECTOR) 7P	
< DIODE >			
D801	6-500-347-01	DIODE S15VB20	
D803	8-719-083-89	DIODE 11ES2N-TB5	
D804	8-719-083-89	DIODE 11ES2N-TB5	
D805	8-719-083-89	DIODE 11ES2N-TB5	
D806	8-719-083-89	DIODE 11ES2N-TB5	
D807	8-719-510-53	DIODE D4SB60L	

Ref. No.	Part No.	Description	Remark
D811	8-719-057-00	DIODE UDZ-TE-17-36B	
D812	8-719-083-89	DIODE 11ES2N-TB5	
D813	8-719-083-89	DIODE 11ES2N-TB5	
D814	8-719-056-77	DIODE UDZ-TE-17-3.9B (VA333ES)	
D816	8-719-070-30	DIODE PTZ-TE25-5.6A	
< JUMPER RESISTOR >			
JR801	1-216-295-11	SHORT CHIP      0	(DA4ES/DA7ES)
< TRANSISTOR >			
Q801	8-729-140-96	TRANSISTOR 2SD774-34	
< RESISTOR >			
R801	1-216-061-11	RES-CHIP      3.3K      5%      1/10W	
R802	1-249-401-11	CARBON      47      5%      1/4W	
R803	1-216-081-00	METAL CHIP      22K      5%      1/10W	
△ R804	1-216-349-00	METAL OXIDE      1      5%      1W	F
△ R805	1-216-349-00	METAL OXIDE      1      5%      1W	F
△ R806	1-216-349-00	METAL OXIDE      1      5%      1W	F
△ R807	1-216-349-00	METAL OXIDE      1      5%      1W	F
R808	1-249-416-11	CARBON      820      5%      1/4W	
*****			
A-4728-884-A		DIGITAL BOARD, COMPLETE (DA4ES)	
A-4728-897-A		DIGITAL BOARD, COMPLETE (AEP)	
A-4728-923-A		DIGITAL BOARD, COMPLETE (DA7ES)	
A-4728-962-A		DIGITAL BOARD, COMPLETE (TW,KR)	
*****			
*	3-309-144-21	HEAT SINK	
	4-242-610-11	HEAT SINK (10) (DA4ES/DA7ES)	
	4-974-510-11	SCREW (+BV 3X8 CU)	
	7-685-646-79	SCREW +BVTP 3X8 TYPE2 IT-3 (DA4ES)	
< CAPACITOR >			
C1101	1-163-009-11	CERAMIC CHIP      0.001uF      10%      50V	
C1102	1-165-319-11	CERAMIC CHIP      0.1uF      50V	
C1103	1-163-251-11	CERAMIC CHIP      100PF      5%      50V	
C1104	1-119-834-11	ELECT      22uF      20%      63V	(AEP)
C1104	1-128-858-11	ELECT      22uF      20%      25V	(EXCEPT AEP)
C1105	1-165-319-11	CERAMIC CHIP      0.1uF      50V	
C1106	1-165-319-11	CERAMIC CHIP      0.1uF      50V	
C1107	1-163-227-11	CERAMIC CHIP      10PF      0.5PF      50V	
C1108	1-163-227-11	CERAMIC CHIP      10PF      0.5PF      50V	
C1109	1-119-799-11	ELECT      47uF      20%      16V	(AEP)
C1109	1-128-840-11	ELECT      47uF      20%      16V	(EXCEPT AEP)
C1110	1-165-319-11	CERAMIC CHIP      0.1uF      50V	
C1111	1-165-319-11	CERAMIC CHIP      0.1uF      50V	
C1112	1-165-319-11	CERAMIC CHIP      0.1uF      50V	
C1113	1-119-791-31	ELECT      330uF      20%      16V	(AEP)
C1113	1-128-846-11	ELECT      330uF      20%      16V	(EXCEPT AEP)
C1114	1-165-319-11	CERAMIC CHIP      0.1uF      50V	
C1115	1-163-021-11	CERAMIC CHIP      0.01uF      10%      50V	
C1116	1-104-760-11	CERAMIC CHIP      0.047uF      10%      50V	
C1117	1-125-838-11	CERAMIC CHIP      2.2uF      10%      6.3V	

The components identified by mark △ or dotted line with mark △ are critical for safety. Replace only with part number specified.	Les composants identifiés par une marque △ sont critiques pour la sécurité. Ne les remplacer que par une pièce portant le numéro spécifié.
--	--

## STR-DA4ES/DA7ES/VA333ES

## DIGITAL

Ref. No.	Part No.	Description	Remark	Ref. No.	Part No.	Description	Remark
C1118	1-165-319-11	CERAMIC CHIP	0.1uF 50V	C1504	1-165-319-11	CERAMIC CHIP	0.1uF 50V
C1119	1-165-319-11	CERAMIC CHIP	0.1uF 50V	C1505	1-119-801-21	ELECT	220uF 20% 16V
C1120	1-163-005-11	CERAMIC CHIP	470PF 10% 50V				(AEP)
C1121	1-119-822-11	ELECT	3.3uF 20% 50V	C1505	1-127-719-11	ELECT	220uF 20% 16V
C1122	1-119-779-11	ELECT	220uF 20% 10V				(EXCEPT AEP)
			(AEP)	C1506	1-165-319-11	CERAMIC CHIP	0.1uF 50V
C1122	1-128-832-11	ELECT	220uF 20% 10V	C1507	1-119-801-21	ELECT	220uF 20% 16V
			(EXCEPT AEP)				(AEP)
C1201	1-165-319-11	CERAMIC CHIP	0.1uF 50V	C1507	1-127-719-11	ELECT	220uF 20% 16V
C1202	1-165-319-11	CERAMIC CHIP	0.1uF 50V				(EXCEPT AEP)
C1203	1-165-319-11	CERAMIC CHIP	0.1uF 50V	C1508	1-165-319-11	CERAMIC CHIP	0.1uF 50V
C1204	1-165-319-11	CERAMIC CHIP	0.1uF 50V	C1509	1-165-319-11	CERAMIC CHIP	0.1uF 50V
				C1510	1-165-319-11	CERAMIC CHIP	0.1uF 50V
C1205	1-119-801-21	ELECT	220uF 20% 16V	C1511	1-165-319-11	CERAMIC CHIP	0.1uF 50V
			(AEP)				
C1205	1-127-719-11	ELECT	220uF 20% 16V	C1512	1-165-319-11	CERAMIC CHIP	0.1uF 50V
			(EXCEPT AEP)	C1513	1-165-319-11	CERAMIC CHIP	0.1uF 50V
C1206	1-165-319-11	CERAMIC CHIP	0.1uF 50V	C1514	1-165-319-11	CERAMIC CHIP	0.1uF 50V
C1207	1-119-801-21	ELECT	220uF 20% 16V	C1515	1-165-319-11	CERAMIC CHIP	0.1uF 50V
			(AEP)	C1516	1-165-319-11	CERAMIC CHIP	0.1uF 50V
C1207	1-127-719-11	ELECT	220uF 20% 16V				
			(EXCEPT AEP)	C1517	1-165-319-11	CERAMIC CHIP	0.1uF 50V
C1208	1-165-319-11	CERAMIC CHIP	0.1uF 50V	C1518	1-165-319-11	CERAMIC CHIP	0.1uF 50V
C1209	1-165-319-11	CERAMIC CHIP	0.1uF 50V	C1601	1-119-824-11	ELECT	10uF 20% 50V
C1210	1-165-319-11	CERAMIC CHIP	0.1uF 50V				(EXCEPT AEP)
C1211	1-165-319-11	CERAMIC CHIP	0.1uF 50V	C1601	1-119-824-31	ELECT	10uF 20% 50V
C1212	1-165-319-11	CERAMIC CHIP	0.1uF 50V				(AEP)
				C1602	1-165-319-11	CERAMIC CHIP	0.1uF 50V
C1213	1-165-319-11	CERAMIC CHIP	0.1uF 50V				
C1214	1-165-319-11	CERAMIC CHIP	0.1uF 50V	C1603	1-165-319-11	CERAMIC CHIP	0.1uF 50V
C1215	1-165-319-11	CERAMIC CHIP	0.1uF 50V	C1604	1-119-801-21	ELECT	220uF 20% 16V
C1216	1-165-319-11	CERAMIC CHIP	0.1uF 50V				(AEP)
C1217	1-165-319-11	CERAMIC CHIP	0.1uF 50V	C1604	1-127-719-11	ELECT	220uF 20% 16V
							(EXCEPT AEP)
C1218	1-165-319-11	CERAMIC CHIP	0.1uF 50V	C1605	1-119-824-11	ELECT	10uF 20% 50V
C1219	1-165-319-11	CERAMIC CHIP	0.1uF 50V				(EXCEPT AEP)
C1221	1-165-319-11	CERAMIC CHIP	0.1uF 50V	C1605	1-119-824-31	ELECT	10uF 20% 50V
C1401	1-165-319-11	CERAMIC CHIP	0.1uF 50V				(AEP)
C1402	1-165-319-11	CERAMIC CHIP	0.1uF 50V				
				C1606	1-165-319-11	CERAMIC CHIP	0.1uF 50V
C1403	1-165-319-11	CERAMIC CHIP	0.1uF 50V	C1607	1-165-319-11	CERAMIC CHIP	0.1uF 50V
C1404	1-165-319-11	CERAMIC CHIP	0.1uF 50V	C1608	1-119-791-31	ELECT	330uF 20% 16V
C1405	1-165-319-11	CERAMIC CHIP	0.1uF 50V				(AEP)
C1406	1-165-319-11	CERAMIC CHIP	0.1uF 50V	C1608	1-128-846-11	ELECT	330uF 20% 16V
C1407	1-165-319-11	CERAMIC CHIP	0.1uF 50V				(EXCEPT AEP)
				C1609	1-163-021-11	CERAMIC CHIP	0.01uF 10% 50V
C1408	1-119-801-21	ELECT	220uF 20% 16V				
			(AEP)	C1610	1-165-319-11	CERAMIC CHIP	0.1uF 50V
C1408	1-127-719-11	ELECT	220uF 20% 16V	C1611	1-165-319-11	CERAMIC CHIP	0.1uF 50V
			(EXCEPT AEP)	C1612	1-119-824-11	ELECT	10uF 20% 50V
C1409	1-165-319-11	CERAMIC CHIP	0.1uF 50V				(EXCEPT AEP)
C1410	1-119-801-21	ELECT	220uF 20% 16V	C1612	1-119-824-31	ELECT	10uF 20% 50V
			(AEP)				(AEP)
C1410	1-127-719-11	ELECT	220uF 20% 16V	C1613	1-165-319-11	CERAMIC CHIP	0.1uF 50V
			(EXCEPT AEP)				
C1411	1-165-319-11	CERAMIC CHIP	0.1uF 50V	C1614	1-119-801-21	ELECT	220uF 20% 16V
C1412	1-165-319-11	CERAMIC CHIP	0.1uF 50V				(AEP)
C1413	1-165-319-11	CERAMIC CHIP	0.1uF 50V	C1614	1-127-719-11	ELECT	220uF 20% 16V
C1414	1-165-319-11	CERAMIC CHIP	0.1uF 50V				(EXCEPT AEP)
C1415	1-165-319-11	CERAMIC CHIP	0.1uF 50V	C1615	1-165-319-11	CERAMIC CHIP	0.1uF 50V
				C1616	1-119-791-31	ELECT	330uF 20% 16V
C1416	1-165-319-11	CERAMIC CHIP	0.1uF 50V				(AEP)
C1417	1-165-319-11	CERAMIC CHIP	0.1uF 50V	C1616	1-128-846-11	ELECT	330uF 20% 16V
C1419	1-165-319-11	CERAMIC CHIP	0.1uF 50V				(EXCEPT AEP)
C1501	1-165-319-11	CERAMIC CHIP	0.1uF 50V				
C1502	1-165-319-11	CERAMIC CHIP	0.1uF 50V	C1617	1-165-319-11	CERAMIC CHIP	0.1uF 50V
				C1627	1-137-434-11	MYLAR	0.0018uF 5% 50V
C1503	1-165-319-11	CERAMIC CHIP	0.1uF 50V	C1628	1-137-434-11	MYLAR	0.0018uF 5% 50V
				C1629	1-137-434-11	MYLAR	0.0018uF 5% 50V

## STR-DA4ES/DA7ES/VA333ES

## DIGITAL

Ref. No.	Part No.	Description	Remark	Ref. No.	Part No.	Description	Remark
C1630	1-137-434-11	MYLAR	0.0018uF 5% 50V	C1708	1-137-365-11	MYLAR	0.0015uF 5% 50V
C1631	1-137-434-11	MYLAR	0.0018uF 5% 50V	C1709	1-165-319-11	CERAMIC CHIP	0.1uF 50V
C1632	1-137-434-11	MYLAR	0.0018uF 5% 50V	C1710	1-119-824-11	ELECT	10uF 20% 50V
C1633	1-137-434-11	MYLAR	0.0018uF 5% 50V				(EXCEPT AEP)
C1634	1-137-434-11	MYLAR	0.0018uF 5% 50V	C1710	1-119-824-31	ELECT	10uF 20% 50V
							(AEP)
C1635	1-137-428-11	MYLAR	180PF 5% 50V	C1711	1-119-835-31	ELECT	33uF 20% 63V
C1636	1-137-428-11	MYLAR	180PF 5% 50V				(AEP)
C1637	1-137-428-11	MYLAR	180PF 5% 50V	C1711	1-128-839-11	ELECT	33uF 20% 16V
C1638	1-137-428-11	MYLAR	180PF 5% 50V				(EXCEPT AEP)
C1639	1-137-428-11	MYLAR	180PF 5% 50V	C1712	1-119-835-31	ELECT	33uF 20% 63V
							(AEP)
C1640	1-137-428-11	MYLAR	180PF 5% 50V	C1712	1-128-839-11	ELECT	33uF 20% 16V
C1641	1-137-428-11	MYLAR	180PF 5% 50V				(EXCEPT AEP)
C1642	1-137-428-11	MYLAR	180PF 5% 50V	C1713	1-165-319-11	CERAMIC CHIP	0.1uF 50V
C1643	1-119-835-31	ELECT	33uF 20% 63V	C1714	1-165-319-11	CERAMIC CHIP	0.1uF 50V
			(AEP)				
C1643	1-128-839-11	ELECT	33uF 20% 16V	C1801	1-119-800-11	ELECT	100uF 20% 16V
			(EXCEPT AEP)				(AEP)
C1644	1-119-835-31	ELECT	33uF 20% 63V	C1801	1-127-718-11	ELECT	100uF 20% 16V
			(AEP)				(EXCEPT AEP)
C1644	1-128-839-11	ELECT	33uF 20% 16V	C1803	1-119-800-11	ELECT	100uF 20% 16V
			(EXCEPT AEP)				(AEP)
C1645	1-119-835-31	ELECT	33uF 20% 63V	C1803	1-127-718-11	ELECT	100uF 20% 16V
			(AEP)				(EXCEPT AEP)
C1645	1-128-839-11	ELECT	33uF 20% 16V	C1805	1-119-800-11	ELECT	100uF 20% 16V
			(EXCEPT AEP)				(AEP)
C1646	1-119-835-31	ELECT	33uF 20% 63V	C1805	1-127-718-11	ELECT	100uF 20% 16V
			(AEP)				(EXCEPT AEP)
C1646	1-128-839-11	ELECT	33uF 20% 16V	C1807	1-119-800-11	ELECT	100uF 20% 16V
			(EXCEPT AEP)				(AEP)
C1647	1-119-835-31	ELECT	33uF 20% 63V	C1807	1-127-718-11	ELECT	100uF 20% 16V
			(AEP)				(EXCEPT AEP)
C1647	1-128-839-11	ELECT	33uF 20% 16V	C1809	1-126-930-11	ELECT	6800uF 20% 10V
			(EXCEPT AEP)	C1811	1-137-662-11	ELECT	6800uF 20% 6.3V
C1648	1-119-835-31	ELECT	33uF 20% 63V				
			(AEP)	C1813	1-119-800-11	ELECT	100uF 20% 16V
C1648	1-128-839-11	ELECT	33uF 20% 16V				(AEP)
			(EXCEPT AEP)	C1813	1-127-718-11	ELECT	100uF 20% 16V
							(EXCEPT AEP)
C1649	1-119-835-31	ELECT	33uF 20% 63V	C1815	1-125-890-11	ELECT	1000uF 20% 6.3V
			(AEP)				(AEP)
C1649	1-128-839-11	ELECT	33uF 20% 16V	C1815	1-137-658-11	ELECT	1000uF 20% 6.3V
			(EXCEPT AEP)				(EXCEPT AEP)
C1650	1-119-835-31	ELECT	33uF 20% 63V	C1817	1-119-800-11	ELECT	100uF 20% 16V
			(AEP)				(AEP)
C1650	1-128-839-11	ELECT	33uF 20% 16V	C1817	1-127-718-11	ELECT	100uF 20% 16V
			(EXCEPT AEP)				(EXCEPT AEP)
C1651	1-165-319-11	CERAMIC CHIP	0.1uF 50V	C1819	1-128-556-11	ELECT	1000uF 20% 6.3V
C1701	1-119-801-21	ELECT	220uF 20% 16V	C1821	1-163-235-11	CERAMIC CHIP	22PF 5% 50V
			(AEP)	C1822	1-163-235-11	CERAMIC CHIP	22PF 5% 50V
C1701	1-127-719-11	ELECT	220uF 20% 16V	C1825	1-165-319-11	CERAMIC CHIP	0.1uF 50V
			(EXCEPT AEP)				
C1702	1-165-319-11	CERAMIC CHIP	0.1uF 50V	C1901	1-163-017-00	CERAMIC CHIP	0.0047uF 5% 50V
C1703	1-165-319-11	CERAMIC CHIP	0.1uF 50V	C1902	1-165-319-11	CERAMIC CHIP	0.1uF 50V
C1704	1-119-824-11	ELECT	10uF 20% 50V	C1903	1-163-251-11	CERAMIC CHIP	100PF 5% 50V
			(EXCEPT AEP)	C1904	1-165-319-11	CERAMIC CHIP	0.1uF 50V
				C1905	1-165-319-11	CERAMIC CHIP	0.1uF 50V
C1704	1-119-824-31	ELECT	10uF 20% 50V				
			(AEP)	C1906	1-128-840-11	ELECT	47uF 20% 16V
C1705	1-165-319-11	CERAMIC CHIP	0.1uF 50V	C1907	1-165-319-11	CERAMIC CHIP	0.1uF 50V
C1706	1-119-800-11	ELECT	100uF 20% 16V	C1908	1-163-031-11	CERAMIC CHIP	0.01uF 50V
			(AEP)	C2001	1-165-319-11	CERAMIC CHIP	0.1uF 50V
C1706	1-127-718-11	ELECT	100uF 20% 16V	C2002	1-165-319-11	CERAMIC CHIP	0.1uF 50V
			(EXCEPT AEP)				
C1707	1-137-365-11	MYLAR	0.0015uF 5% 50V	C2003	1-165-319-11	CERAMIC CHIP	0.1uF 50V



## STR-DA4ES/DA7ES/VA333ES

## DIGITAL

Ref. No.	Part No.	Description	Remark	Ref. No.	Part No.	Description	Remark
C2004	1-165-319-11	CERAMIC CHIP	0.1uF	50V	CN2105	1-784-776-11	CONNECTOR, FFC 15P
C2005	1-165-319-11	CERAMIC CHIP	0.1uF	50V	CN2106	1-784-776-11	CONNECTOR, FFC 15P
C2006	1-165-319-11	CERAMIC CHIP	0.1uF	50V	CN2107	1-568-838-11	CONNECTOR, FFC 21P
C2007	1-128-840-11	ELECT	47uF	20% 16V			< DIODE >
C2008	1-165-319-11	CERAMIC CHIP	0.1uF	50V			
C2009	1-163-259-11	CERAMIC CHIP	220PF	5% 50V	D1101	8-719-988-61	DIODE 1SS355TE-17
C2010	1-165-319-11	CERAMIC CHIP	0.1uF	50V	D1102	8-719-988-61	DIODE 1SS355TE-17
C2012	1-165-319-11	CERAMIC CHIP	0.1uF	50V	D1803	8-719-053-18	DIODE 1SR154-400TE-25
C2013	1-165-319-11	CERAMIC CHIP	0.1uF	50V	D1804	8-719-053-18	DIODE 1SR154-400TE-25
C2014	1-165-319-11	CERAMIC CHIP	0.1uF	50V	D1805	8-719-053-18	DIODE 1SR154-400TE-25
C2015	1-165-319-11	CERAMIC CHIP	0.1uF	50V	D1806	8-719-053-18	DIODE 1SR154-400TE-25
C2016	1-165-319-11	CERAMIC CHIP	0.1uF	50V	D1812	8-719-988-61	DIODE 1SS355TE-17
C2017	1-165-319-11	CERAMIC CHIP	0.1uF	50V	D1901	8-719-801-78	DIODE 1SS184
C2018	1-165-319-11	CERAMIC CHIP	0.1uF	50V	D1902	8-719-988-61	DIODE 1SS355TE-17
C2019	1-165-319-11	CERAMIC CHIP	0.1uF	50V	D1903	8-719-988-61	DIODE 1SS355TE-17
C2101	1-165-319-11	CERAMIC CHIP	0.1uF	50V	D2001	8-719-988-61	DIODE 1SS355TE-17
C2102	1-165-319-11	CERAMIC CHIP	0.1uF	50V	D2002	8-719-801-78	DIODE 1SS184
C2103	1-165-319-11	CERAMIC CHIP	0.1uF	50V	D2003	8-719-988-61	DIODE 1SS355TE-17 (EXCEPT AEP)
C2109	1-163-275-11	CERAMIC CHIP	0.001uF	5% 50V			< FERRITE BEAD >
C2110	1-119-824-11	ELECT	10uF	20% 50V	FB1101	1-469-152-11	FERRITE, EMI (SMD)
				(AEP)	FB1102	1-469-152-11	FERRITE, EMI (SMD)
C2111	1-165-319-11	CERAMIC CHIP	0.1uF	50V	FB1103	1-469-152-11	FERRITE, EMI (SMD)
				(AEP)	FB1104	1-469-152-11	FERRITE, EMI (SMD)
C2112	1-119-824-11	ELECT	10uF	20% 50V	FB1105	1-469-152-11	FERRITE, EMI (SMD)
				(AEP)	FB1106	1-500-245-11	INDUCTOR, FERRITE BEAD
C2113	1-163-263-11	CERAMIC CHIP	330PF	5% 50V	FB1107	1-414-231-22	INDUCTOR, FERRITE BEAD
				(AEP)	FB1108	1-500-245-11	INDUCTOR, FERRITE BEAD
C2114	1-163-249-11	CERAMIC CHIP	82PF	5% 50V	FB1109	1-500-245-11	INDUCTOR, FERRITE BEAD
				(AEP)	FB1202	1-469-152-11	FERRITE, EMI (SMD)
C2115	1-163-243-11	CERAMIC CHIP	47PF	5% 50V	FB1203	1-414-231-22	INDUCTOR, FERRITE BEAD
				(AEP)	FB1402	1-469-152-11	FERRITE, EMI (SMD)
C2116	1-165-319-11	CERAMIC CHIP	0.1uF	50V	FB1502	1-469-152-11	FERRITE, EMI (SMD)
				(AEP)	FB1503	1-500-245-11	INDUCTOR, FERRITE BEAD
C2117	1-165-319-11	CERAMIC CHIP	0.1uF	50V	FB1601	1-469-152-11	FERRITE, EMI (SMD)
C2118	1-165-319-11	CERAMIC CHIP	0.1uF	50V	FB1602	1-469-152-11	FERRITE, EMI (SMD)
C2119	1-165-319-11	CERAMIC CHIP	0.1uF	50V	FB1603	1-469-152-11	FERRITE, EMI (SMD)
C2120	1-165-319-11	CERAMIC CHIP	0.1uF	50V	FB1604	1-469-152-11	FERRITE, EMI (SMD)
C2121	1-165-319-11	CERAMIC CHIP	0.1uF	50V	FB1701	1-469-152-11	FERRITE, EMI (SMD)
C2122	1-165-319-11	CERAMIC CHIP	0.1uF	50V	FB1901	1-500-245-11	INDUCTOR, FERRITE BEAD
C2123	1-165-319-11	CERAMIC CHIP	0.1uF	50V	FB2001	1-469-152-11	FERRITE, EMI (SMD)
C2124	1-165-319-11	CERAMIC CHIP	0.1uF	50V	FB2101	1-469-152-11	FERRITE, EMI (SMD) (AEP)
C2125	1-165-319-11	CERAMIC CHIP	0.1uF	50V	FB2102	1-500-245-11	INDUCTOR, FERRITE BEAD
C2126	1-119-820-11	ELECT	1uF	20% 50V	FB2103	1-500-245-11	INDUCTOR, FERRITE BEAD
C2127	1-165-319-11	CERAMIC CHIP	0.1uF	50V	FB2104	1-500-245-11	INDUCTOR, FERRITE BEAD
C2129	1-165-319-11	CERAMIC CHIP	0.1uF	50V	FB2105	1-500-245-11	INDUCTOR, FERRITE BEAD
C2131	1-127-718-11	ELECT	100uF	20% 16V	FB2106	1-500-245-11	INDUCTOR, FERRITE BEAD
				(EXCEPT AEP)	FB2107	1-500-245-11	INDUCTOR, FERRITE BEAD
					FB2108	1-500-245-11	INDUCTOR, FERRITE BEAD
					FB2109	1-500-245-11	INDUCTOR, FERRITE BEAD
					FB2110	1-500-245-11	INDUCTOR, FERRITE BEAD
							< IC >
CN1601	1-784-927-11	PIN, CONNECTOR 12P			IC1101	8-759-825-15	IC LC89056W-E
CN1602	1-784-921-11	PIN, CONNECTOR 4P			IC1102	8-759-447-77	IC TC7WH74FU(TE12R)
CN1701	1-779-799-11	PIN, CONNECTOR 9P			IC1103	8-759-242-70	IC TC7WU04F
CN1801	1-784-923-11	PIN, CONNECTOR 7P			IC1104	8-759-546-74	IC TC7WH157FU(TE12R)
CN1802	1-564-320-00	PIN, CONNECTOR (3.96mm PITCH) 2P			IC1201	6-702-047-01	IC CXD9718Q
CN1803	1-564-320-00	PIN, CONNECTOR (3.96mm PITCH) 2P					
CN2101	1-784-776-11	CONNECTOR, FFC 15P					
CN2102	1-784-774-11	CONNECTOR, FFC 13P					
CN2103	1-784-774-11	CONNECTOR, FFC 13P					
CN2104	1-784-774-11	CONNECTOR, FFC 13P					

## STR-DA4ES/DA7ES/VA333ES

## DIGITAL

Ref. No.	Part No.	Description	Remark	Ref. No.	Part No.	Description	Remark
IC1202	6-700-983-01	IC IS61LV6416-15T(ICSI)				< TRANSISTOR >	
IC1203	8-759-523-84	IC TC74VHC14FT(EL)		Q1101	8-729-027-43	TRANSISTOR DTC114EKA-T146	
IC1204	8-759-835-63	IC NJM2391DL1-26(TE1)		Q1102	8-729-027-43	TRANSISTOR DTC114EKA-T146	
IC1205	8-759-546-74	IC TC7WH157FU(TE12R)		Q1601	8-729-141-26	TRANSISTOR 2SC3622A-LK	
IC1401	6-700-705-01	IC CXD9616AR		Q1602	8-729-141-26	TRANSISTOR 2SC3622A-LK	
				Q1603	8-729-141-26	TRANSISTOR 2SC3622A-LK	
IC1402	6-700-296-01	IC W24L010AT-12-EL15					
IC1403	6-700-296-01	IC W24L010AT-12-EL15		Q1604	8-729-141-26	TRANSISTOR 2SC3622A-LK	
IC1404	8-759-523-84	IC TC74VHC14FT(EL)		Q1605	8-729-141-26	TRANSISTOR 2SC3622A-LK	
IC1405	8-759-835-63	IC NJM2391DL1-26(TE1)		Q1606	8-729-141-26	TRANSISTOR 2SC3622A-LK	
IC1501	6-700-705-01	IC CXD9616AR		Q1607	8-729-141-26	TRANSISTOR 2SC3622A-LK	
				Q1608	8-729-141-26	TRANSISTOR 2SC3622A-LK	
IC1502	6-700-983-01	IC IS61LV6416-15T(ICSI)					
IC1503	8-759-523-84	IC TC74VHC14FT(EL)		Q1609	8-729-027-23	TRANSISTOR DTA114EKA-T146	
IC1504	8-759-835-63	IC NJM2391DL1-26(TE1)		Q1801	8-729-140-93	TRANSISTOR 2SB733-34	
IC1601	6-701-086-01	IC PCM1737E-1/2K		Q1802	8-729-140-98	TRANSISTOR 2SD773-34	
IC1602	8-759-825-12	IC PCM1604Y/2K		Q1803	8-729-027-23	TRANSISTOR DTA114EKA-T146	
				Q1804	8-729-027-43	TRANSISTOR DTC114EKA-T146	
IC1603	8-759-711-85	IC NJM4580E-D					
IC1604	8-759-711-85	IC NJM4580E-D		Q1805	8-729-140-93	TRANSISTOR 2SB733-34	
IC1605	8-759-711-85	IC NJM4580E-D		Q1806	8-729-140-93	TRANSISTOR 2SB733-34	
IC1606	8-759-711-85	IC NJM4580E-D		Q1807	8-729-027-43	TRANSISTOR DTC114EKA-T146	
IC1607	8-759-277-63	IC TC7W14FU(TE12R)		Q1901	8-729-024-91	TRANSISTOR 2SC2712-GL-TE85L	
				Q1902	8-729-024-91	TRANSISTOR 2SC2712-GL-TE85L	
IC1701	8-759-462-08	IC AK5352-VF-E2					
IC1702	8-759-711-85	IC NJM4580E-D		Q1903	8-729-027-43	TRANSISTOR DTC114EKA-T146	
IC1703	8-759-711-85	IC NJM4580E-D		Q2001	8-729-024-91	TRANSISTOR 2SC2712-GL-TE85L	
IC1704	8-759-196-96	IC TC7SH08FU-TE85R		Q2002	8-729-024-91	TRANSISTOR 2SC2712-GL-TE85L	
IC1801	8-759-647-10	IC uPC2933HF		Q2003	8-729-027-43	TRANSISTOR DTC114EKA-T146	
				Q2101	8-729-024-91	TRANSISTOR 2SC2712-GL-TE85L	
IC1802	8-759-450-47	IC BA05T					
IC1803	8-759-039-69	IC uPC7805AHF		Q2102	8-729-141-73	TRANSISTOR 2SC3624A-T1L15L16	
IC1804	8-759-245-79	IC TA79005S		Q2103	8-729-141-73	TRANSISTOR 2SC3624A-T1L15L16	
IC1805	8-759-647-10	IC uPC2933HF		Q2104	8-729-140-93	TRANSISTOR 2SB733-34 (EXCEPT AEP)	
IC1806	8-759-691-04	IC BA00AST					
						< RESISTOR >	
IC1807	8-759-039-69	IC uPC7805AHF		R1101	1-216-073-00	RES-CHIP 10K 5% 1/10W	
IC1808	8-759-647-10	IC uPC2933HF		R1102	1-216-073-00	RES-CHIP 10K 5% 1/10W	
IC1809	8-759-088-08	IC uPC7812AHF		R1103	1-216-025-11	RES-CHIP 100 5% 1/10W	
IC1810	8-759-231-53	IC TA7805S		R1104	1-216-025-11	RES-CHIP 100 5% 1/10W	
IC1901	8-759-666-99	IC TMP87CH447U-1F23		R1105	1-216-065-11	RES-CHIP 4.7K 5% 1/10W	
IC1902	8-759-598-06	IC S-80942ANMP-DD6-T2		R1106	1-216-025-11	RES-CHIP 100 5% 1/10W	
IC1903	8-759-058-62	IC TC7S08FU(TE85R)		R1107	1-216-025-11	RES-CHIP 100 5% 1/10W	
IC2001	6-801-827-01	IC MB91F155-2ES-X100		R1109	1-216-033-00	METAL CHIP 220 5% 1/10W	
IC2002	8-759-641-86	IC BR24C16F-E2		R1110	1-216-121-11	RES-CHIP 1M 5% 1/10W	
IC2101	8-759-557-36	IC BU1924F-E2 (AEP)		R1112	1-216-025-11	RES-CHIP 100 5% 1/10W	
IC2102	8-759-238-47	IC TC74HCT7007AF(EL)		R1114	1-216-049-11	RES-CHIP 1K 5% 1/10W	
IC2103	8-759-342-19	IC NJU3716M-T2		R1115	1-216-025-11	RES-CHIP 100 5% 1/10W	
IC2104	8-759-238-47	IC TC74HCT7007AF(EL)		R1116	1-216-025-11	RES-CHIP 100 5% 1/10W	
IC2105	8-759-238-47	IC TC74HCT7007AF(EL)		R1118	1-216-304-11	METAL CHIP 3.3 5% 1/10W	
IC2106	8-759-008-37	IC MC74HC4050F		R1119	1-216-069-00	METAL CHIP 6.8K 5% 1/10W	
IC2107	8-759-008-37	IC MC74HC4050F		R1120	1-216-089-11	RES-CHIP 47K 5% 1/10W	
IC2108	8-759-238-47	IC TC74HCT7007AF(EL)		R1121	1-216-067-00	METAL CHIP 5.6K 5% 1/10W	
IC2109	8-759-233-44	IC TC74HC595AF		R1122	1-216-121-11	RES-CHIP 1M 5% 1/10W	
IC2110	8-759-058-62	IC TC7S08FU(TE85R)		R1123	1-216-025-11	RES-CHIP 100 5% 1/10W	
IC2111	8-759-277-63	IC TC7W14FU(TE12R)		R1124	1-216-089-11	RES-CHIP 47K 5% 1/10W	
IC2112	8-759-450-49	IC BA07T (EXCEPT AEP)		R1125	1-216-073-00	RES-CHIP 10K 5% 1/10W	
				R1126	1-216-097-11	RES-CHIP 100K 5% 1/10W	
				R1201	1-216-025-11	RES-CHIP 100 5% 1/10W	
JR1004	1-216-295-11	SHORT CHIP 0		R1202	1-216-025-11	RES-CHIP 100 5% 1/10W	
JR1005	1-216-295-11	SHORT CHIP 0		R1203	1-216-025-11	RES-CHIP 100 5% 1/10W	
JR1007	1-216-295-11	SHORT CHIP 0					
				R1204	1-216-295-11	SHORT CHIP 0	



## STR-DA4ES/DA7ES/VA333ES

## DIGITAL

Ref. No.	Part No.	Description	Quantity	Unit	Remark	Ref. No.	Part No.	Description	Quantity	Unit	Remark
R1545	1-216-025-11	RES-CHIP	100	5%	1/10W	R1621	1-216-230-00	RES-CHIP	22K	2%	1/8W
R1546	1-216-025-11	RES-CHIP	100	5%	1/10W			(EXCEPT AEP)			
R1547	1-216-025-11	RES-CHIP	100	5%	1/10W	R1621	1-260-012-11	CARBON MELF	22K	2%	1/8W
R1548	1-216-025-11	RES-CHIP	100	5%	1/10W			(AEP)			
R1550	1-216-025-11	RES-CHIP	100	5%	1/10W	R1622	1-216-230-00	RES-CHIP	22K	2%	1/8W
								(EXCEPT AEP)			
R1551	1-216-295-11	SHORT CHIP	0			R1622	1-260-012-11	CARBON MELF	22K	2%	1/8W
R1552	1-216-073-00	RES-CHIP	10K	5%	1/10W			(AEP)			
R1553	1-216-073-00	RES-CHIP	10K	5%	1/10W	R1623	1-216-230-00	RES-CHIP	22K	2%	1/8W
R1554	1-216-073-00	RES-CHIP	10K	5%	1/10W			(EXCEPT AEP)			
R1555	1-216-073-00	RES-CHIP	10K	5%	1/10W	R1623	1-260-012-11	CARBON MELF	22K	2%	1/8W
								(AEP)			
R1556	1-216-073-00	RES-CHIP	10K	5%	1/10W	R1624	1-216-230-00	RES-CHIP	22K	2%	1/8W
R1601	1-216-025-11	RES-CHIP	100	5%	1/10W			(EXCEPT AEP)			
R1602	1-216-025-11	RES-CHIP	100	5%	1/10W	R1624	1-260-012-11	CARBON MELF	22K	2%	1/8W
R1603	1-216-025-11	RES-CHIP	100	5%	1/10W			(AEP)			
R1604	1-216-025-11	RES-CHIP	100	5%	1/10W	R1625	1-216-230-00	RES-CHIP	22K	2%	1/8W
								(EXCEPT AEP)			
R1605	1-216-025-11	RES-CHIP	100	5%	1/10W	R1625	1-260-012-11	CARBON MELF	22K	2%	1/8W
R1606	1-216-025-11	RES-CHIP	100	5%	1/10W			(AEP)			
R1607	1-216-025-11	RES-CHIP	100	5%	1/10W	R1626	1-216-230-00	RES-CHIP	22K	2%	1/8W
R1608	1-216-025-11	RES-CHIP	100	5%	1/10W			(EXCEPT AEP)			
R1609	1-216-025-11	RES-CHIP	100	5%	1/10W	R1626	1-260-012-11	CARBON MELF	22K	2%	1/8W
								(AEP)			
R1610	1-216-025-11	RES-CHIP	100	5%	1/10W	R1627	1-216-202-00	RES-CHIP	1.5K	2%	1/8W
R1611	1-208-508-11	RES-CHIP	8.2K	2%	1/8W			(EXCEPT AEP)			
					(EXCEPT AEP)	R1627	1-259-997-11	CARBON MELF	1.5K	2%	1/8W
R1611	1-260-007-11	CARBON MELF	8.2K	2%	1/8W			(AEP)			
					(AEP)	R1628	1-216-202-00	RES-CHIP	1.5K	2%	1/8W
R1612	1-208-508-11	RES-CHIP	8.2K	2%	1/8W			(EXCEPT AEP)			
					(EXCEPT AEP)	R1628	1-259-997-11	CARBON MELF	1.5K	2%	1/8W
R1612	1-260-007-11	CARBON MELF	8.2K	2%	1/8W			(AEP)			
					(AEP)	R1629	1-216-202-00	RES-CHIP	1.5K	2%	1/8W
R1613	1-208-508-11	RES-CHIP	8.2K	2%	1/8W			(EXCEPT AEP)			
					(EXCEPT AEP)	R1629	1-259-997-11	CARBON MELF	1.5K	2%	1/8W
R1613	1-260-007-11	CARBON MELF	8.2K	2%	1/8W			(AEP)			
					(AEP)	R1630	1-216-202-00	RES-CHIP	1.5K	2%	1/8W
R1614	1-208-508-11	RES-CHIP	8.2K	2%	1/8W			(EXCEPT AEP)			
					(EXCEPT AEP)	R1630	1-259-997-11	CARBON MELF	1.5K	2%	1/8W
R1614	1-260-007-11	CARBON MELF	8.2K	2%	1/8W			(AEP)			
					(AEP)	R1631	1-216-202-00	RES-CHIP	1.5K	2%	1/8W
R1615	1-208-508-11	RES-CHIP	8.2K	2%	1/8W			(EXCEPT AEP)			
					(EXCEPT AEP)	R1631	1-259-997-11	CARBON MELF	1.5K	2%	1/8W
R1615	1-260-007-11	CARBON MELF	8.2K	2%	1/8W			(AEP)			
					(AEP)	R1632	1-216-202-00	RES-CHIP	1.5K	2%	1/8W
R1616	1-208-508-11	RES-CHIP	8.2K	2%	1/8W			(EXCEPT AEP)			
					(EXCEPT AEP)	R1632	1-259-997-11	CARBON MELF	1.5K	2%	1/8W
R1616	1-260-007-11	CARBON MELF	8.2K	2%	1/8W			(AEP)			
					(AEP)	R1633	1-216-202-00	RES-CHIP	1.5K	2%	1/8W
R1617	1-208-508-11	RES-CHIP	8.2K	2%	1/8W			(EXCEPT AEP)			
					(EXCEPT AEP)	R1633	1-259-997-11	CARBON MELF	1.5K	2%	1/8W
R1617	1-260-007-11	CARBON MELF	8.2K	2%	1/8W			(AEP)			
					(AEP)	R1634	1-216-202-00	RES-CHIP	1.5K	2%	1/8W
R1618	1-208-508-11	RES-CHIP	8.2K	2%	1/8W			(EXCEPT AEP)			
					(EXCEPT AEP)	R1634	1-259-997-11	CARBON MELF	1.5K	2%	1/8W
R1618	1-260-007-11	CARBON MELF	8.2K	2%	1/8W			(AEP)			
					(AEP)	R1635	1-216-246-00	RES-CHIP	100K	2%	1/8W
R1619	1-216-230-00	RES-CHIP	22K	2%	1/8W			(EXCEPT AEP)			
					(EXCEPT AEP)	R1635	1-260-020-11	CARBON MELF	100K	2%	1/8W
R1619	1-260-012-11	CARBON MELF	22K	2%	1/8W			(AEP)			
					(AEP)	R1636	1-216-246-00	RES-CHIP	100K	2%	1/8W
R1620	1-216-230-00	RES-CHIP	22K	2%	1/8W			(EXCEPT AEP)			
					(EXCEPT AEP)						
R1620	1-260-012-11	CARBON MELF	22K	2%	1/8W			(AEP)			

## STR-DA4ES/DA7ES/VA333ES

DIGITAL

Ref. No.	Part No.	Description	Remark	Ref. No.	Part No.	Description	Remark
R1636	1-260-020-11	CARBON MELF	100K 2% 1/8W (AEP)	R1658	1-208-782-11	RES-CHIP	1K 2% 1/8W (EXCEPT AEP)
R1637	1-216-246-00	RES-CHIP	100K 2% 1/8W (EXCEPT AEP)	R1658	1-259-995-11	CARBON MELF	1K 2% 1/8W (AEP)
R1637	1-260-020-11	CARBON MELF	100K 2% 1/8W (AEP)	R1659	1-216-121-11	RES-CHIP	1M 5% 1/10W
R1638	1-216-246-00	RES-CHIP	100K 2% 1/8W (EXCEPT AEP)	R1660	1-216-121-11	RES-CHIP	1M 5% 1/10W
R1638	1-260-020-11	CARBON MELF	100K 2% 1/8W (AEP)	R1701	1-216-073-00	RES-CHIP	10K 5% 1/10W
R1639	1-216-246-00	RES-CHIP	100K 2% 1/8W (EXCEPT AEP)	R1702	1-216-214-00	RES-CHIP	4.7K 2% 1/8W
R1639	1-260-020-11	CARBON MELF	100K 2% 1/8W (AEP)	R1703	1-216-214-00	RES-CHIP	4.7K 2% 1/8W
R1640	1-216-246-00	RES-CHIP	100K 2% 1/8W (EXCEPT AEP)	R1704	1-208-474-61	RES-CHIP	330 2% 1/8W (EXCEPT AEP)
R1640	1-260-020-11	CARBON MELF	100K 2% 1/8W (AEP)	R1704	1-259-989-11	CARBON MELF	330 2% 1/8W (AEP)
R1641	1-216-246-00	RES-CHIP	100K 2% 1/8W (EXCEPT AEP)	R1705	1-208-474-61	RES-CHIP	330 2% 1/8W (EXCEPT AEP)
R1641	1-260-020-11	CARBON MELF	100K 2% 1/8W (AEP)	R1705	1-259-989-11	CARBON MELF	330 2% 1/8W (AEP)
R1642	1-216-246-00	RES-CHIP	100K 2% 1/8W (EXCEPT AEP)	R1706	1-208-474-61	RES-CHIP	330 2% 1/8W (EXCEPT AEP)
R1642	1-260-020-11	CARBON MELF	100K 2% 1/8W (AEP)	R1706	1-259-989-11	CARBON MELF	330 2% 1/8W (AEP)
R1643	1-216-069-00	METAL CHIP	6.8K 5% 1/10W	R1707	1-208-474-61	RES-CHIP	330 2% 1/8W (EXCEPT AEP)
R1644	1-216-069-00	METAL CHIP	6.8K 5% 1/10W	R1707	1-259-989-11	CARBON MELF	330 2% 1/8W (AEP)
R1645	1-216-069-00	METAL CHIP	6.8K 5% 1/10W	R1708	1-208-509-11	RES-CHIP	9.1K 2% 1/8W (EXCEPT AEP)
R1646	1-216-069-00	METAL CHIP	6.8K 5% 1/10W	R1708	1-259-934-11	CARBON MELF	9.1K 2% 1/8W (AEP)
R1647	1-216-069-00	METAL CHIP	6.8K 5% 1/10W	R1709	1-208-509-11	RES-CHIP	9.1K 2% 1/8W (EXCEPT AEP)
R1648	1-216-069-00	METAL CHIP	6.8K 5% 1/10W	R1709	1-259-934-11	CARBON MELF	9.1K 2% 1/8W (AEP)
R1649	1-216-069-00	METAL CHIP	6.8K 5% 1/10W	R1710	1-208-509-11	RES-CHIP	9.1K 2% 1/8W (EXCEPT AEP)
R1650	1-216-069-00	METAL CHIP	6.8K 5% 1/10W	R1710	1-259-934-11	CARBON MELF	9.1K 2% 1/8W (AEP)
R1651	1-208-782-11	RES-CHIP	1K 2% 1/8W (EXCEPT AEP)	R1711	1-208-509-11	RES-CHIP	9.1K 2% 1/8W (EXCEPT AEP)
R1651	1-259-995-11	CARBON MELF	1K 2% 1/8W (AEP)	R1711	1-259-934-11	CARBON MELF	9.1K 2% 1/8W (AEP)
R1652	1-208-782-11	RES-CHIP	1K 2% 1/8W (EXCEPT AEP)	R1712	1-208-509-11	RES-CHIP	9.1K 2% 1/8W (EXCEPT AEP)
R1652	1-259-995-11	CARBON MELF	1K 2% 1/8W (AEP)	R1712	1-259-934-11	CARBON MELF	9.1K 2% 1/8W (AEP)
R1653	1-208-782-11	RES-CHIP	1K 2% 1/8W (EXCEPT AEP)	R1713	1-208-509-11	RES-CHIP	9.1K 2% 1/8W (EXCEPT AEP)
R1653	1-259-995-11	CARBON MELF	1K 2% 1/8W (AEP)	R1713	1-259-934-11	CARBON MELF	9.1K 2% 1/8W (AEP)
R1654	1-208-782-11	RES-CHIP	1K 2% 1/8W (EXCEPT AEP)	R1714	1-216-230-00	RES-CHIP	22K 2% 1/8W (EXCEPT AEP)
R1654	1-259-995-11	CARBON MELF	1K 2% 1/8W (AEP)	R1714	1-260-012-11	CARBON MELF	22K 2% 1/8W (AEP)
R1655	1-208-782-11	RES-CHIP	1K 2% 1/8W (EXCEPT AEP)	R1715	1-216-230-00	RES-CHIP	22K 2% 1/8W (EXCEPT AEP)
R1655	1-259-995-11	CARBON MELF	1K 2% 1/8W (AEP)	R1715	1-260-012-11	CARBON MELF	22K 2% 1/8W (AEP)
R1656	1-208-782-11	RES-CHIP	1K 2% 1/8W (EXCEPT AEP)	R1716	1-216-238-00	RES-CHIP	47K 2% 1/8W (EXCEPT AEP)
R1656	1-259-995-11	CARBON MELF	1K 2% 1/8W (AEP)	R1716	1-260-016-11	CARBON MELF	47K 2% 1/8W (AEP)
R1657	1-208-782-11	RES-CHIP	1K 2% 1/8W (EXCEPT AEP)	R1717	1-216-238-00	RES-CHIP	47K 2% 1/8W (EXCEPT AEP)
R1657	1-259-995-11	CARBON MELF	1K 2% 1/8W (AEP)				

## STR-DA4ES/DA7ES/VA333ES

## DIGITAL

Ref. No.	Part No.	Description	Remark	Ref. No.	Part No.	Description	Remark
R1717	1-260-016-11	CARBON MELF	47K 2%	R2034	1-216-073-00	RES-CHIP	10K 5% 1/10W
				R2035	1-216-073-00	RES-CHIP	10K 5% 1/10W
R1801	1-216-071-00	METAL CHIP	8.2K 5%	R2036	1-216-073-00	RES-CHIP	10K 5% 1/10W
R1802	1-216-057-00	METAL CHIP	2.2K 5%	R2037	1-216-073-00	RES-CHIP	10K 5% 1/10W
R1804	1-216-073-00	RES-CHIP	10K 5%	R2038	1-216-073-00	RES-CHIP	10K 5% 1/10W
R1806	1-216-073-00	RES-CHIP	10K 5%				
R1807	1-216-049-11	RES-CHIP	1K 5%	R2039	1-216-073-00	RES-CHIP	10K 5% 1/10W
R1813	1-216-057-00	METAL CHIP	2.2K 5%	R2040	1-216-073-00	RES-CHIP	10K 5% 1/10W
R1814	1-216-071-00	METAL CHIP	8.2K 5%	R2041	1-216-073-00	RES-CHIP	10K 5% 1/10W
R1815	1-245-290-11	CEMENTED	4.7 5%	R2042	1-216-061-11	RES-CHIP	3.3K 5% 1/10W
R1901	1-216-121-11	RES-CHIP	1M 5%				(AEP)
				R2042	1-216-081-00	METAL CHIP	22K 5% 1/10W
							(TW,KR)
R1902	1-216-073-00	RES-CHIP	10K 5%	R2042	1-216-295-11	SHORT CHIP	0 (DA4ES)
R1903	1-216-025-11	RES-CHIP	100 5%	R2043	1-216-025-11	RES-CHIP	100 5% 1/10W
R1904	1-216-073-00	RES-CHIP	10K 5%	R2044	1-216-025-11	RES-CHIP	100 5% 1/10W
R1905	1-216-001-00	METAL CHIP	10 5%	R2045	1-216-025-11	RES-CHIP	100 5% 1/10W
R1906	1-216-073-00	RES-CHIP	10K 5%	R2046	1-216-073-00	RES-CHIP	10K 5% 1/10W
R1907	1-216-073-00	RES-CHIP	10K 5%	R2049	1-216-073-00	RES-CHIP	10K 5% 1/10W
R1908	1-216-073-00	RES-CHIP	10K 5%	R2050	1-216-073-00	RES-CHIP	10K 5% 1/10W
R1909	1-216-065-11	RES-CHIP	4.7K 5%	R2051	1-216-073-00	RES-CHIP	10K 5% 1/10W
R1910	1-216-025-11	RES-CHIP	100 5%	R2052	1-216-073-00	RES-CHIP	10K 5% 1/10W
R1911	1-216-073-00	RES-CHIP	10K 5%	R2053	1-216-073-00	RES-CHIP	10K 5% 1/10W
R1912	1-216-073-00	RES-CHIP	10K 5%	R2054	1-216-025-11	RES-CHIP	100 5% 1/10W
R1913	1-216-073-00	RES-CHIP	10K 5%	R2055	1-216-073-00	RES-CHIP	10K 5% 1/10W
R1914	1-216-073-00	RES-CHIP	10K 5%	R2057	1-216-295-11	SHORT CHIP	0 (EXCEPT AEP)
R1915	1-216-073-00	RES-CHIP	10K 5%	R2058	1-216-286-00	RES-CHIP	4.7M 5% 1/8W
R1916	1-216-073-00	RES-CHIP	10K 5%				(AEP)
R1917	1-216-073-00	RES-CHIP	10K 5%	R2059	1-216-295-11	SHORT CHIP	0
R1918	1-216-073-00	RES-CHIP	10K 5%				
R1919	1-216-073-00	RES-CHIP	10K 5%	R2060	1-216-295-11	SHORT CHIP	0 (DA4ES/VA333ES)
R2001	1-216-061-11	RES-CHIP	3.3K 5%	R2061	1-216-295-11	SHORT CHIP	0
R2002	1-216-061-11	RES-CHIP	3.3K 5%	R2062	1-216-295-11	SHORT CHIP	0 (AEP)
R2003	1-216-689-11	METAL CHIP	39K 0.5%	R2101	1-216-025-11	RES-CHIP	100 5% 1/10W
R2004	1-216-689-11	METAL CHIP	39K 0.5%	R2102	1-216-025-11	RES-CHIP	100 5% 1/10W
R2005	1-216-025-11	RES-CHIP	100 5%	R2103	1-216-025-11	RES-CHIP	100 5% 1/10W
R2006	1-216-025-11	RES-CHIP	100 5%	R2104	1-216-025-11	RES-CHIP	100 5% 1/10W
R2007	1-216-025-11	RES-CHIP	100 5%				(AEP)
R2008	1-216-025-11	RES-CHIP	100 5%	R2105	1-216-057-00	METAL CHIP	2.2K 5% 1/10W
R2009	1-216-025-11	RES-CHIP	100 5%				(AEP)
R2012	1-216-073-00	RES-CHIP	10K 5%	R2106	1-216-025-11	RES-CHIP	100 5% 1/10W
R2014	1-216-025-11	RES-CHIP	100 5%				(AEP)
R2015	1-216-025-11	RES-CHIP	100 5%	R2107	1-216-025-11	RES-CHIP	100 5% 1/10W
R2016	1-216-025-11	RES-CHIP	100 5%	R2108	1-216-025-11	RES-CHIP	100 5% 1/10W
R2017	1-216-025-11	RES-CHIP	100 5%	R2109	1-216-025-11	RES-CHIP	100 5% 1/10W
R2018	1-216-025-11	RES-CHIP	100 5%	R2110	1-216-025-11	RES-CHIP	100 5% 1/10W
R2019	1-216-025-11	RES-CHIP	100 5%	R2111	1-216-025-11	RES-CHIP	100 5% 1/10W
R2020	1-216-025-11	RES-CHIP	100 5%	R2112	1-216-025-11	RES-CHIP	100 5% 1/10W
R2021	1-216-025-11	RES-CHIP	100 5%	R2113	1-216-025-11	RES-CHIP	100 5% 1/10W
R2022	1-216-025-11	RES-CHIP	100 5%	R2114	1-216-025-11	RES-CHIP	100 5% 1/10W
R2024	1-216-073-00	RES-CHIP	10K 5%	R2115	1-216-025-11	RES-CHIP	100 5% 1/10W
R2025	1-216-025-11	RES-CHIP	100 5%	R2116	1-216-025-11	RES-CHIP	100 5% 1/10W
R2026	1-216-073-00	RES-CHIP	10K 5%	R2117	1-216-025-11	RES-CHIP	100 5% 1/10W
R2027	1-216-073-00	RES-CHIP	10K 5%	R2118	1-216-025-11	RES-CHIP	100 5% 1/10W
R2028	1-216-073-00	RES-CHIP	10K 5%	R2119	1-216-025-11	RES-CHIP	100 5% 1/10W
R2029	1-216-073-00	RES-CHIP	10K 5%	R2120	1-216-025-11	RES-CHIP	100 5% 1/10W
R2030	1-216-073-00	RES-CHIP	10K 5%	R2121	1-216-025-11	RES-CHIP	100 5% 1/10W
R2031	1-216-073-00	RES-CHIP	10K 5%	R2122	1-216-025-11	RES-CHIP	100 5% 1/10W
R2032	1-216-073-00	RES-CHIP	10K 5%	R2123	1-216-025-11	RES-CHIP	100 5% 1/10W
R2033	1-216-073-00	RES-CHIP	10K 5%	R2124	1-216-025-11	RES-CHIP	100 5% 1/10W
				R2125	1-216-025-11	RES-CHIP	100 5% 1/10W

## STR-DA4ES/DA7ES/VA333ES

DIGITAL

DIGITAL INPUT

Ref. No.	Part No.	Description	Quantity	Tolerance	Power	Remark
R2126	1-216-025-11	RES-CHIP	100	5%	1/10W	
R2127	1-216-025-11	RES-CHIP	100	5%	1/10W	
R2128	1-216-025-11	RES-CHIP	100	5%	1/10W	
R2129	1-216-025-11	RES-CHIP	100	5%	1/10W	
R2130	1-216-025-11	RES-CHIP	100	5%	1/10W	
R2131	1-216-025-11	RES-CHIP	100	5%	1/10W	
R2132	1-216-025-11	RES-CHIP	100	5%	1/10W	
R2133	1-216-025-11	RES-CHIP	100	5%	1/10W	
R2134	1-216-025-11	RES-CHIP	100	5%	1/10W	
R2135	1-216-025-11	RES-CHIP	100	5%	1/10W	
R2136	1-216-025-11	RES-CHIP	100	5%	1/10W	
R2137	1-216-073-00	RES-CHIP	10K	5%	1/10W	
R2138	1-216-025-11	RES-CHIP	100	5%	1/10W	
R2139	1-216-073-00	RES-CHIP	10K	5%	1/10W	
R2140	1-216-025-11	RES-CHIP	100	5%	1/10W	
R2141	1-216-025-11	RES-CHIP	100	5%	1/10W	
R2142	1-216-025-11	RES-CHIP	100	5%	1/10W	
R2144	1-216-025-11	RES-CHIP	100	5%	1/10W	
R2145	1-216-025-11	RES-CHIP	100	5%	1/10W	
R2146	1-216-025-11	RES-CHIP	100	5%	1/10W	
R2147	1-216-025-11	RES-CHIP	100	5%	1/10W	
R2148	1-216-025-11	RES-CHIP	100	5%	1/10W	
R2159	1-216-073-00	RES-CHIP	10K	5%	1/10W	
R2161	1-216-073-00	RES-CHIP	10K	5%	1/10W	
R2162	1-216-073-00	RES-CHIP	10K	5%	1/10W	
R2163	1-216-097-11	RES-CHIP	100K	5%	1/10W	
R2164	1-216-073-00	RES-CHIP	10K	5%	1/10W	
R2165	1-216-073-00	RES-CHIP	10K	5%	1/10W	
R2166	1-216-073-00	RES-CHIP	10K	5%	1/10W	
R2167	1-216-037-00	METAL CHIP	330	5%	1/10W	
R2168	1-216-025-11	RES-CHIP	100	5%	1/10W (DA4ES/DA7ES)	
R2169	1-216-025-11	RES-CHIP	100	5%	1/10W (DA4ES/DA7ES)	
R2170	1-216-025-11	RES-CHIP	100	5%	1/10W (DA4ES/DA7ES)	
R2171	1-216-025-11	RES-CHIP	100	5%	1/10W (DA7ES)	
R2172	1-216-025-11	RES-CHIP	100	5%	1/10W (DA4ES/DA7ES)	
R2173	1-216-025-11	RES-CHIP	100	5%	1/10W	
R2174	1-216-057-00	METAL CHIP	2.2K	5%	1/10W (EXCEPT AEP)	
R2175	1-216-073-00	RES-CHIP	10K	5%	1/10W	
< VIBRATOR >						
X1101	1-795-219-21	VIBRATOR, CRYSTAL (24.576MHz)				
X1201	1-795-711-11	VIBRATOR, CRYSTAL (13.5MHz)				
X1401	1-781-312-11	VIBRATOR, CERAMIC (12.5MHz)				
X1501	1-781-312-11	VIBRATOR, CERAMIC (12.5MHz)				
X1901	1-767-938-21	VIBRATOR, CERAMIC (7.28MHz)				
X2001	1-795-179-21	VIBRATOR, CERAMIC (16.5MHz)				
X2101	1-781-536-11	VIBRATOR, CRYSTAL (4.33MHz) (AEP)				

\*\*\*\*\*

Ref. No.	Part No.	Description	Quantity	Tolerance	Power	Remark
A-4728-944-A DIGITAL INPUT BOARD, COMPLETE (DA4ES/DA7ES)						
A-4728-979-A DIGITAL INPUT BOARD, COMPLETE (VA333ES) *****						
< CAPACITOR >						
C1002	1-119-836-31	ELECT	47uF	20%	63V (VA333ES)	
C1002	1-128-840-11	ELECT	47uF	20%	16V (DA4ES/DA7ES)	
C1003	1-119-836-31	ELECT	47uF	20%	63V (VA333ES)	
C1003	1-128-840-11	ELECT	47uF	20%	16V (DA4ES/DA7ES)	
C1005	1-163-243-11	CERAMIC CHIP	0.1uF		50V	
C1009	1-165-319-11	CERAMIC CHIP	0.1uF		50V	
C1011	1-125-890-11	ELECT	1000uF	20%	6.3V (VA333ES)	
C1011	1-137-658-11	ELECT	1000uF	20%	6.3V (DA4ES/DA7ES)	
C1012	1-165-319-11	CERAMIC CHIP	0.1uF		50V	
C1013	1-163-243-11	CERAMIC CHIP	47PF	5%	50V	
C1014	1-163-243-11	CERAMIC CHIP	47PF	5%	50V	
C1015	1-165-319-11	CERAMIC CHIP	0.1uF		50V	
C1017	1-165-319-11	CERAMIC CHIP	0.1uF		50V	
C1018	1-165-319-11	CERAMIC CHIP	0.1uF		50V	
C1019	1-165-319-11	CERAMIC CHIP	0.1uF		50V	
C1022	1-165-319-11	CERAMIC CHIP	0.1uF		50V	
C1023	1-119-799-11	ELECT	47uF	20%	16V (VA333ES)	
C1023	1-128-840-11	ELECT	47uF	20%	16V (DA4ES/DA7ES)	
C1024	1-165-319-11	CERAMIC CHIP	0.1uF		50V	
C1025	1-165-319-11	CERAMIC CHIP	0.1uF		50V	
C1026	1-165-319-11	CERAMIC CHIP	0.1uF		50V	
C1027	1-165-319-11	CERAMIC CHIP	0.1uF		50V	
< CONNECTOR >						
* CN1001	1-564-726-11	PIN, CONNECTOR (SMALL TYPE)10P				
< DIODE >						
D1001	8-719-988-61	DIODE 1SS355TE-17				
D1002	8-719-801-78	DIODE 1SS184				
D1003	8-719-988-61	DIODE 1SS355TE-17				
< FERRITE BEAD >						
FB1001	1-469-152-11	FERRITE, EMI (SMD)				
FB1002	1-469-152-11	FERRITE, EMI (SMD)				
< IC >						
IC1001	6-600-000-01	IC GP1FA512RZB (DVD/LD OPTICAL IN)				
IC1002	6-600-000-01	IC GP1FA512RZB (TV/SAT OPTICAL IN)				
IC1003	6-600-000-01	IC GP1FA512RZB (MD/DAT OPTICAL IN)				
IC1004	6-600-001-01	IC GP1FA512TZC (MD/DAT OPTICAL OUT)				
IC1005	6-600-000-01	IC GP1FA512RZB (CD/SACD OPTICAL IN)				
IC1006	8-759-233-64	IC TC74HCU04AF				
IC1007	8-759-243-84	IC TC74ACT151F				
IC1008	8-759-566-06	IC TC7WH08FU(TE12R)				

## STR-DA4ES/DA7ES/VA333ES

## DIGITAL INPUT

## DISPLAY

Ref. No.	Part No.	Description	Remark	Ref. No.	Part No.	Description	Remark
		< JACK >					
J1002	1-794-434-11	JACK, PIN 2P (CD/SACD COAXIAL IN, DVD/LD COAXIAL IN)		C109	1-163-021-11	CERAMIC CHIP 0.01uF 10%	50V
		< RESISTOR >		C110	1-163-021-11	CERAMIC CHIP 0.01uF 10%	50V
R1001	1-208-410-41	RES-CHIP 75	2% 1/8W (DA4ES/DA7ES)	C111	1-126-916-11	ELECT 1000uF 20%	6.3V
R1001	1-259-909-11	CARBON MELF 75	2% 1/8W (VA333ES)	C126	1-165-319-11	CERAMIC CHIP 0.1uF	50V
R1002	1-208-410-41	RES-CHIP 75	2% 1/8W (DA4ES/DA7ES)	C127	1-165-319-11	CERAMIC CHIP 0.1uF	50V
R1002	1-259-909-11	CARBON MELF 75	2% 1/8W (VA333ES)			< CONNECTOR >	
R1003	1-216-190-00	RES-CHIP 470	2% 1/8W (DA4ES/DA7ES)	CNP113	1-564-718-11	PIN, CONNECTOR (SMALL TYPE) 2P	
R1003	1-259-991-11	CARBON MELF 470	2% 1/8W (VA333ES)	CNS101	1-784-776-11	CONNECTOR, FFC 15P	
R1004	1-216-190-00	RES-CHIP 470	2% 1/8W (DA4ES/DA7ES)	CNS102	1-568-838-11	CONNECTOR, FFC 21P	
R1004	1-259-991-11	CARBON MELF 470	2% 1/8W (VA333ES)			< DIODE >	
R1005	1-216-230-00	RES-CHIP 22K	2% 1/8W (DA4ES/DA7ES)	D101	8-719-075-59	LED SELS5B23C-TP15	(digital cinema sound)
R1005	1-260-012-11	CARBON MELF 22K	2% 1/8W (VA333ES)	D102	8-719-075-59	LED SELS5B23C-TP15 (SB DEC)	
R1006	1-216-230-00	RES-CHIP 22K	2% 1/8W (DA4ES/DA7ES)	D103	8-719-075-59	LED SELS5B23C-TP15 (NIGHT MODE)	
R1006	1-260-012-11	CARBON MELF 22K	2% 1/8W (VA333ES)	D104	8-719-032-98	LED SEL5820A-TP15 (DIMMER)	
R1007	1-208-593-41	RES-CHIP 560K	2% 1/8W (DA4ES/DA7ES)	D105	8-719-032-98	LED SEL5820A-TP15 (2ND ROOM)	
R1007	1-260-029-11	CARBON MELF 560K	2% 1/8W (VA333ES)	D106	8-719-032-98	LED SEL5820A-TP15 (SURROUND)	
R1008	1-208-593-41	RES-CHIP 560K	2% 1/8W (DA4ES/DA7ES)	D107	8-719-032-98	LED SEL5820A-TP15 (LEVEL)	
R1008	1-260-029-11	CARBON MELF 560K	2% 1/8W (VA333ES)	D108	8-719-032-98	LED SEL5820A-TP15 (CUSTOMIZE)	
R1009	1-216-025-11	RES-CHIP 100	5% 1/10W	D109	8-719-032-98	LED SEL5820A-TP15 (EQ)	
R1010	1-216-025-11	RES-CHIP 100	5% 1/10W	D110	8-719-032-98	LED SEL5820A-TP15 (SET UP)	
R1011	1-216-295-11	SHORT CHIP 0		D111	8-719-075-86	LED SID307BR-TP19 (SIRCS OUT)	
R1012	1-216-025-11	RES-CHIP 100	5% 1/10W	D112	8-719-059-14	LED SID313BP-TP19 (SIRCS OUT)	
R1013	1-216-025-11	RES-CHIP 100	5% 1/10W	D113	8-719-075-86	LED SID307BR-TP19 (SIRCS OUT)	
R1014	1-216-025-11	RES-CHIP 100	5% 1/10W	D114	8-719-988-61	DIODE 1SS355TE-17	
R1016	1-216-073-00	RES-CHIP 10K	5% 1/10W	D115	8-719-988-61	DIODE 1SS355TE-17	
R1017	1-216-025-11	RES-CHIP 100	5% 1/10W	D119	8-719-988-61	DIODE 1SS355TE-17	
		*****		D120	8-719-988-61	DIODE 1SS355TE-17	
A-4728-901-A		DISPLAY BOARD, COMPLETE (VA333ES)				< FLUORESCENT INDICATOR >	
A-4728-931-A		DISPLAY BOARD, COMPLETE (DA4ES/DA7ES)		FL101	1-518-747-11	INDICATOR TUBE, FLUORESCENT	
		*****				< IC >	
4-228-836-01		HOLDER, FL TUBE		IC101	8-759-459-85	IC NJL63H400A	
		< CAPACITOR >		IC102	8-759-342-19	IC NJU3716M-T2	
C101	1-126-947-11	ELECT 47uF 20%	16V	IC104	8-759-242-70	IC TC7WU04F	
C102	1-126-964-11	ELECT 10uF 20%	50V			< TRANSISTOR >	
C103	1-165-319-11	CERAMIC CHIP 0.1uF	50V	Q101	8-729-801-93	TRANSISTOR 2SD1387	
C104	1-126-947-11	ELECT 47uF 20%	16V	Q102	8-729-801-93	TRANSISTOR 2SD1387	
C105	1-163-251-11	CERAMIC CHIP 100PF 5%	50V			< RESISTOR >	
C106	1-163-251-11	CERAMIC CHIP 100PF 5%	50V	R101	1-216-025-11	RES-CHIP 100	5% 1/10W
C107	1-165-319-11	CERAMIC CHIP 0.1uF	50V	R102	1-216-025-11	RES-CHIP 100	5% 1/10W
				R103	1-216-073-00	RES-CHIP 10K	5% 1/10W
				R104	1-216-025-11	RES-CHIP 100	5% 1/10W
				R105	1-216-025-11	RES-CHIP 100	5% 1/10W
				R106	1-216-025-11	RES-CHIP 100	5% 1/10W
				R107	1-216-025-11	RES-CHIP 100	5% 1/10W
				R108	1-216-025-11	RES-CHIP 100	5% 1/10W
				R109	1-216-025-11	RES-CHIP 100	5% 1/10W
				R110	1-216-025-11	RES-CHIP 100	5% 1/10W
				R111	1-216-025-11	RES-CHIP 100	5% 1/10W
				R112	1-216-025-11	RES-CHIP 100	5% 1/10W
				R113	1-216-025-11	RES-CHIP 100	5% 1/10W
				R117	1-216-073-00	RES-CHIP 10K	5% 1/10W



### STR-DA4ES/DA7ES/VA333ES

**DISPLAY**

**E-VOL**

Ref. No.	Part No.	Description			Remark
R118	1-216-001-00	METAL CHIP	10	5%	1/10W
R119	1-249-385-11	CARBON	2.2	5%	1/6W
R120	1-249-385-11	CARBON	2.2	5%	1/6W
R121	1-216-037-00	METAL CHIP	330	5%	1/10W
R122	1-216-037-00	METAL CHIP	330	5%	1/10W
R123	1-216-089-11	RES-CHIP	47K	5%	1/10W
R124	1-216-049-11	RES-CHIP	1K	5%	1/10W
R125	1-216-049-11	RES-CHIP	1K	5%	1/10W
R126	1-216-037-00	METAL CHIP	330	5%	1/10W
R127	1-216-029-00	METAL CHIP	150	5%	1/10W
R128	1-216-029-00	METAL CHIP	150	5%	1/10W
R129	1-216-037-00	METAL CHIP	330	5%	1/10W
R131	1-216-298-00	METAL CHIP	2.2	5%	1/10W
R132	1-216-298-00	METAL CHIP	2.2	5%	1/10W
R133	1-216-073-00	RES-CHIP	10K	5%	1/10W
R134	1-216-073-00	RES-CHIP	10K	5%	1/10W
R135	1-216-089-11	RES-CHIP	47K	5%	1/10W
R136	1-216-089-11	RES-CHIP	47K	5%	1/10W
R137	1-216-089-11	RES-CHIP	47K	5%	1/10W
R138	1-216-081-00	METAL CHIP	22K	5%	1/10W
R139	1-216-073-00	RES-CHIP	10K	5%	1/10W
R140	1-216-065-11	RES-CHIP	4.7K	5%	1/10W
R141	1-216-057-00	METAL CHIP	2.2K	5%	1/10W
R142	1-216-057-00	METAL CHIP	2.2K	5%	1/10W
R143	1-216-049-11	RES-CHIP	1K	5%	1/10W
R144	1-216-073-00	RES-CHIP	10K	5%	1/10W
R145	1-216-065-11	RES-CHIP	4.7K	5%	1/10W
R146	1-216-057-00	METAL CHIP	2.2K	5%	1/10W
R147	1-216-057-00	METAL CHIP	2.2K	5%	1/10W
R148	1-216-049-11	RES-CHIP	1K	5%	1/10W
R149	1-216-089-11	RES-CHIP	47K	5%	1/10W
R150	1-216-081-00	METAL CHIP	22K	5%	1/10W
R151	1-216-073-00	RES-CHIP	10K	5%	1/10W
R152	1-216-065-11	RES-CHIP	4.7K	5%	1/10W
R153	1-216-057-00	METAL CHIP	2.2K	5%	1/10W
R154	1-216-057-00	METAL CHIP	2.2K	5%	1/10W
R155	1-216-049-11	RES-CHIP	1K	5%	1/10W
R156	1-216-089-11	RES-CHIP	47K	5%	1/10W
R157	1-216-081-00	METAL CHIP	22K	5%	1/10W
R158	1-216-073-00	RES-CHIP	10K	5%	1/10W
R159	1-216-065-11	RES-CHIP	4.7K	5%	1/10W
R160	1-216-057-00	METAL CHIP	2.2K	5%	1/10W
R161	1-216-057-00	METAL CHIP	2.2K	5%	1/10W
R162	1-216-049-11	RES-CHIP	1K	5%	1/10W
R163	1-216-073-00	RES-CHIP	10K	5%	1/10W
R175	1-216-073-00	RES-CHIP	10K	5%	1/10W
R176	1-216-073-00	RES-CHIP	10K	5%	1/10W
		<b>&lt; ROTARY ENCODER &gt;</b>			
RV102	1-418-921-11	ENCODER, ROTARY (JOG DIAL)			
		<b>&lt; SWITCH &gt;</b>			
S101	1-771-349-21	SWITCH, KEYBOARD (POWER)			
S102	1-771-349-21	SWITCH, KEYBOARD (DISPLAY)			
S103	1-771-349-21	SWITCH, KEYBOARD (DIMMER)			
S104	1-771-349-21	SWITCH, KEYBOARD (CINEMA STUDIO EX)			
S105	1-771-349-21	SWITCH, KEYBOARD (FM/AM)			

Ref. No.	Part No.	Description			Remark
S106	1-771-349-21	SWITCH, KEYBOARD (PRESET TUNING -)			
S107	1-771-349-21	SWITCH, KEYBOARD (PRESET TUNING +)			
S108	1-771-349-21	SWITCH, KEYBOARD (AUTO DEC)			
S109	1-771-349-21	SWITCH, KEYBOARD (MODE -)			
S110	1-771-349-21	SWITCH, KEYBOARD (MODE +)			
S111	1-771-349-21	SWITCH, KEYBOARD (2CH STEREO)			
S112	1-771-349-21	SWITCH, KEYBOARD (ANALOG DIRECT)			
S113	1-771-349-21	SWITCH, KEYBOARD (MULTI CH DIRECT)			
S114	1-771-349-21	SWITCH, KEYBOARD (DOLBY PL II/NEO:6)			
S115	1-771-349-21	SWITCH, KEYBOARD (SURR BACK DECODING)			
S116	1-771-349-21	SWITCH, KEYBOARD (TUNING -)			
S117	1-771-349-21	SWITCH, KEYBOARD (TUNING +)			
S118	1-771-349-21	SWITCH, KEYBOARD (2ND/3RD ROOM)			
S119	1-771-349-21	SWITCH, KEYBOARD (ON SCREEN)			
S120	1-771-349-21	SWITCH, KEYBOARD (SURROUND)			
S121	1-771-349-21	SWITCH, KEYBOARD (LEVEL)			
S122	1-771-349-21	SWITCH, KEYBOARD (JOG <)			
S123	1-771-349-21	SWITCH, KEYBOARD (JOG >)			
S124	1-771-349-21	SWITCH, KEYBOARD (FM MODE)			
S125	1-771-349-21	SWITCH, KEYBOARD (MEMORY)			
S126	1-771-349-21	SWITCH, KEYBOARD (NIGHT MODE)			
S127	1-771-349-21	SWITCH, KEYBOARD (EQ BANK)			
S128	1-771-349-21	SWITCH, KEYBOARD (CUSTOMIZE)			
S129	1-771-349-21	SWITCH, KEYBOARD (EQ)			
S130	1-771-349-21	SWITCH, KEYBOARD (ENTER)			
S131	1-771-349-21	SWITCH, KEYBOARD (SET UP)			
		<b>&lt; SWITCH &gt;</b>			
SW101	1-762-268-11	SWITCH, ROTARY (SPEAKERS)			
<b>*****</b>					
	A-4728-878-A	E-VOL BOARD, COMPLETE (DA4ES)			
	A-4728-891-A	E-VOL BOARD, COMPLETE (VA333ES)			
	A-4728-911-A	E-VOL BOARD, COMPLETE (DA7ES)			
		<b>*****</b>			
		<b>&lt; CAPACITOR &gt;</b>			
C401	1-119-825-41	ELECT	22uF	20%	50V (VA333ES)
C401	1-128-858-11	ELECT	22uF	20%	50V (DA4ES/DA7ES)
C402	1-119-825-41	ELECT	22uF	20%	50V (VA333ES)
C402	1-128-858-11	ELECT	22uF	20%	50V (DA4ES/DA7ES)
C403	1-119-779-11	ELECT	220uF	20%	10V (VA333ES)
C403	1-128-832-11	ELECT	220uF	20%	10V (DA4ES/DA7ES)
C404	1-163-251-11	CERAMIC CHIP	100PF	5%	50V (VA333ES)
C405	1-163-251-11	CERAMIC CHIP	100PF	5%	50V (VA333ES)
C406	1-163-251-11	CERAMIC CHIP	100PF	5%	50V (VA333ES)
C407	1-163-251-11	CERAMIC CHIP	100PF	5%	50V (VA333ES)
C408	1-163-251-11	CERAMIC CHIP	100PF	5%	50V (VA333ES)

## STR-DA4ES/DA7ES/VA333ES

## E-VOL

Ref. No.	Part No.	Description	Remark	Ref. No.	Part No.	Description	Remark
C409	1-163-251-11	CERAMIC CHIP	100PF 5% 50V (VA333ES)	C432	1-128-858-11	ELECT	22uF 20% 50V (DA4ES/DA7ES)
C410	1-163-251-11	CERAMIC CHIP	100PF 5% 50V (VA333ES)	C433	1-119-779-11	ELECT	220uF 20% 10V (VA333ES)
C411	1-119-825-41	ELECT	22uF 20% 50V (VA333ES)	C433	1-128-832-11	ELECT	220uF 20% 10V (DA4ES/DA7ES)
C411	1-128-858-11	ELECT	22uF 20% 50V (DA4ES/DA7ES)	C434	1-163-251-11	CERAMIC CHIP	100PF 5% 50V (VA333ES)
C412	1-119-825-41	ELECT	22uF 20% 50V (VA333ES)	C435	1-163-275-11	CERAMIC CHIP	0.001uF 5% 50V (VA333ES)
C412	1-128-858-11	ELECT	22uF 20% 50V (DA4ES/DA7ES)	C436	1-163-275-11	CERAMIC CHIP	0.001uF 5% 50V (VA333ES)
C413	1-119-779-11	ELECT	220uF 20% 10V (VA333ES)	C438	1-163-275-11	CERAMIC CHIP	0.001uF 5% 50V (VA333ES)
C413	1-128-832-11	ELECT	220uF 20% 10V (DA4ES/DA7ES)	C439	1-163-275-11	CERAMIC CHIP	0.001uF 5% 50V (VA333ES)
C414	1-163-251-11	CERAMIC CHIP	100PF 5% 50V (VA333ES)	C440	1-165-319-11	CERAMIC CHIP	0.1uF 50V
C415	1-163-251-11	CERAMIC CHIP	100PF 5% 50V (VA333ES)	C441	1-119-825-41	ELECT	22uF 20% 50V (VA333ES)
C416	1-163-251-11	CERAMIC CHIP	100PF 5% 50V (VA333ES)	C441	1-128-858-11	ELECT	22uF 20% 50V (DA4ES/DA7ES)
C417	1-163-251-11	CERAMIC CHIP	100PF 5% 50V (VA333ES)	C442	1-119-825-41	ELECT	22uF 20% 50V (VA333ES)
C418	1-163-251-11	CERAMIC CHIP	100PF 5% 50V (VA333ES)	C442	1-128-858-11	ELECT	22uF 20% 50V (DA4ES/DA7ES)
C419	1-163-251-11	CERAMIC CHIP	100PF 5% 50V (VA333ES)	C443	1-119-779-11	ELECT	220uF 20% 10V (VA333ES)
C420	1-163-251-11	CERAMIC CHIP	100PF 5% 50V (VA333ES)	C443	1-128-832-11	ELECT	220uF 20% 10V (DA4ES/DA7ES)
C421	1-119-825-41	ELECT	22uF 20% 50V (VA333ES)	C444	1-165-319-11	CERAMIC CHIP	0.1uF 50V
C421	1-128-858-11	ELECT	22uF 20% 50V (DA4ES/DA7ES)	C445	1-165-319-11	CERAMIC CHIP	0.1uF 50V
C422	1-119-825-41	ELECT	22uF 20% 50V (VA333ES)	C446	1-165-319-11	CERAMIC CHIP	0.1uF 50V
C422	1-128-858-11	ELECT	22uF 20% 50V (DA4ES/DA7ES)	C447	1-165-319-11	CERAMIC CHIP	0.1uF 50V
C423	1-119-779-11	ELECT	220uF 20% 10V (VA333ES)	C448	1-165-319-11	CERAMIC CHIP	0.1uF 50V
C423	1-128-832-11	ELECT	220uF 20% 10V (DA4ES/DA7ES)	C449	1-127-718-11	ELECT	100uF 20% 16V
C424	1-163-251-11	CERAMIC CHIP	100PF 5% 50V (VA333ES)	C450	1-119-825-41	ELECT	22uF 20% 50V (VA333ES)
C425	1-163-251-11	CERAMIC CHIP	100PF 5% 50V (VA333ES)	C450	1-128-858-11	ELECT	22uF 20% 50V (DA4ES/DA7ES)
C426	1-163-251-11	CERAMIC CHIP	100PF 5% 50V (VA333ES)	C451	1-119-825-41	ELECT	22uF 20% 50V (VA333ES)
C427	1-163-251-11	CERAMIC CHIP	100PF 5% 50V (VA333ES)	C451	1-128-858-11	ELECT	22uF 20% 50V (DA4ES/DA7ES)
C428	1-163-251-11	CERAMIC CHIP	100PF 5% 50V (VA333ES)	C452	1-119-825-41	ELECT	22uF 20% 50V (VA333ES)
C429	1-163-251-11	CERAMIC CHIP	100PF 5% 50V (VA333ES)	C452	1-128-858-11	ELECT	22uF 20% 50V (DA4ES/DA7ES)
C430	1-163-251-11	CERAMIC CHIP	100PF 5% 50V (VA333ES)	C453	1-119-779-11	ELECT	220uF 20% 10V (VA333ES)
C431	1-119-825-41	ELECT	22uF 20% 50V (VA333ES)	C453	1-128-832-11	ELECT	220uF 20% 10V (DA4ES/DA7ES)
C431	1-128-858-11	ELECT	22uF 20% 50V (DA4ES/DA7ES)	C454	1-119-825-41	ELECT	22uF 20% 50V (VA333ES)
C432	1-119-825-41	ELECT	22uF 20% 50V (VA333ES)	C454	1-128-858-11	ELECT	22uF 20% 50V (DA4ES/DA7ES)
				C455	1-119-825-41	ELECT	22uF 20% 50V (VA333ES)
				C455	1-128-858-11	ELECT	22uF 20% 50V (DA4ES/DA7ES)
				C456	1-119-825-41	ELECT	22uF 20% 50V (VA333ES)
				C456	1-128-858-11	ELECT	22uF 20% 50V (DA4ES/DA7ES)

## STR-DA4ES/DA7ES/VA333ES

## E-VOL

Ref. No.	Part No.	Description	Remark			Ref. No.	Part No.	Description	Remark		
C457	1-119-825-41	ELECT	22uF	20%	50V (VA333ES)	C487	1-164-161-11	CERAMIC CHIP	0.0022uF	10%	100V
C457	1-128-858-11	ELECT	22uF	20%	50V (DA4ES/DA7ES)	C488	1-164-161-11	CERAMIC CHIP	0.0022uF	10%	100V
C458	1-119-825-41	ELECT	22uF	20%	50V (VA333ES)	C490	1-164-161-11	CERAMIC CHIP	0.0022uF	10%	100V
C458	1-128-858-11	ELECT	22uF	20%	50V (DA4ES/DA7ES)	C491	1-164-161-11	CERAMIC CHIP	0.0022uF	10%	100V
C459	1-119-825-41	ELECT	22uF	20%	50V (VA333ES)	C493	1-164-161-11	CERAMIC CHIP	0.0022uF	10%	100V
C459	1-128-858-11	ELECT	22uF	20%	50V (DA4ES/DA7ES)	C494	1-164-161-11	CERAMIC CHIP	0.0022uF	10%	100V
C460	1-119-825-41	ELECT	22uF	20%	50V (VA333ES)	C496	1-163-021-11	CERAMIC CHIP	0.01uF	10%	50V
C460	1-128-858-11	ELECT	22uF	20%	50V (DA4ES/DA7ES)	C497	1-163-021-11	CERAMIC CHIP	0.01uF	10%	50V
C461	1-119-825-41	ELECT	22uF	20%	50V (VA333ES)	C498	1-163-021-11	CERAMIC CHIP	0.01uF	10%	50V
C461	1-128-858-11	ELECT	22uF	20%	50V (DA4ES/DA7ES)	C499	1-163-021-11	CERAMIC CHIP	0.01uF	10%	50V
C462	1-119-825-41	ELECT	22uF	20%	50V (VA333ES)	C500	1-163-021-11	CERAMIC CHIP	0.01uF	10%	50V
C462	1-128-858-11	ELECT	22uF	20%	50V (DA4ES/DA7ES)	C501	1-128-858-11	ELECT	22uF	20%	50V (DA7ES)
C463	1-119-779-11	ELECT	220uF	20%	10V (VA333ES)	C502	1-128-858-11	ELECT	22uF	20%	50V (DA7ES)
C463	1-128-832-11	ELECT	220uF	20%	10V (DA4ES/DA7ES)	C503	1-137-505-11	MYLAR	220PF	5%	50V (DA7ES)
C466	1-137-505-11	MYLAR	220PF	5%	50V	C504	1-137-505-11	MYLAR	220PF	5%	50V (DA7ES)
C467	1-137-505-11	MYLAR	220PF	5%	50V	C505	1-128-832-11	ELECT	220uF	20%	10V (DA7ES)
C468	1-137-505-11	MYLAR	220PF	5%	50V	C506	1-128-832-11	ELECT	220uF	20%	10V (DA7ES)
C469	1-137-505-11	MYLAR	220PF	5%	50V	C507	1-164-161-11	CERAMIC CHIP	0.0022uF	10%	100V (DA7ES)
C470	1-137-505-11	MYLAR	220PF	5%	50V	C508	1-164-161-11	CERAMIC CHIP	0.0022uF	10%	100V (DA7ES)
C471	1-119-825-41	ELECT	22uF	20%	50V (VA333ES)	C509	1-163-021-11	CERAMIC CHIP	0.01uF	10%	50V (DA7ES)
C471	1-128-858-11	ELECT	22uF	20%	50V (DA4ES/DA7ES)	C511	1-128-858-11	ELECT	22uF	20%	50V (DA7ES)
C472	1-119-825-41	ELECT	22uF	20%	50V (VA333ES)	C512	1-128-858-11	ELECT	22uF	20%	50V (DA7ES)
C472	1-128-858-11	ELECT	22uF	20%	50V (DA4ES/DA7ES)	C551	1-163-251-11	CERAMIC CHIP	100PF	5%	50V
C473	1-119-779-11	ELECT	220uF	20%	10V (VA333ES)	C552	1-163-038-00	CERAMIC CHIP	0.1uF		25V
C473	1-128-832-11	ELECT	220uF	20%	10V (DA4ES/DA7ES)	C553	1-164-161-11	CERAMIC CHIP	0.0022uF	10%	100V
C474	1-137-505-11	MYLAR	220PF	5%	50V	C554	1-164-161-11	CERAMIC CHIP	0.0022uF	10%	100V
C475	1-137-505-11	MYLAR	220PF	5%	50V	C555	1-128-858-11	ELECT	22uF	20%	50V (DA4ES/DA7ES)
C476	1-137-505-11	MYLAR	220PF	5%	50V	C555	1-119-825-41	ELECT	22uF	20%	50V (VA333ES)
C477	1-119-827-11	ELECT	47uF	20%	50V (VA333ES)	C556	1-128-858-11	ELECT	22uF	20%	50V (DA4ES/DA7ES)
C477	1-128-860-11	ELECT	47uF	20%	50V (DA4ES/DA7ES)	C556	1-119-825-41	ELECT	22uF	20%	50V (VA333ES)
C478	1-119-827-11	ELECT	47uF	20%	50V (VA333ES)	< CONNECTOR >					
C478	1-128-860-11	ELECT	47uF	20%	50V (DA4ES/DA7ES)	CNP401	1-784-929-11	PIN, CONNECTOR	14P		
C481	1-164-161-11	CERAMIC CHIP	0.0022uF	10%	100V	CNP402	1-784-774-11	CONNECTOR, FFC	13P		
C482	1-164-161-11	CERAMIC CHIP	0.0022uF	10%	100V	CNP403	1-784-921-11	PIN, CONNECTOR	4P		
C483	1-163-251-11	CERAMIC CHIP	100PF	5%	50V	CNP408	1-784-929-11	PIN, CONNECTOR	14P		
C484	1-164-161-11	CERAMIC CHIP	0.0022uF	10%	100V	< DIODE >					
C485	1-164-161-11	CERAMIC CHIP	0.0022uF	10%	100V	D401	8-719-988-61	DIODE	1SS355TE-17		
C486	1-163-251-11	CERAMIC CHIP	100PF	5%	50V	D404	8-719-988-61	DIODE	1SS355TE-17		
						D405	8-719-988-61	DIODE	1SS355TE-17		
						D406	8-719-988-61	DIODE	1SS355TE-17		
						D407	8-719-988-61	DIODE	1SS355TE-17		
						D408	8-719-988-61	DIODE	1SS355TE-17	(DA7ES)	

## STR-DA4ES/DA7ES/VA333ES

## E-VOL

Ref. No.	Part No.	Description	Remark	Ref. No.	Part No.	Description	Remark
		< FERRITE BEAD >					
FB401	1-469-152-11	FERRITE, EMI (SMD)		R410	1-216-214-00	RES-CHIP 4.7K	2% 1/8W (DA4ES/DA7ES)
		< IC >		R410	1-260-004-11	CARBON MELF 4.7K	2% 1/8W (VA333ES)
IC401	8-759-663-90	IC ADM3222ARU-REEL		R411	1-216-246-00	RES-CHIP 100K	2% 1/8W (DA4ES/DA7ES)
IC402	8-759-835-79	IC TC9274N-016		R411	1-260-020-11	CARBON MELF 100K	2% 1/8W (VA333ES)
IC403	6-702-387-01	IC CXD9725M		R412	1-216-214-00	RES-CHIP 4.7K	2% 1/8W (DA4ES/DA7ES)
IC404	6-702-387-01	IC CXD9725M					
IC405	6-702-387-01	IC CXD9725M		R412	1-260-004-11	CARBON MELF 4.7K	2% 1/8W (VA333ES)
IC406	6-702-387-01	IC CXD9725M		R413	1-216-174-00	RES-CHIP 100	2% 1/8W (DA4ES/DA7ES)
IC407	8-759-711-85	IC NJM4580E-D		R413	1-259-983-11	CARBON MELF 100	2% 1/8W (VA333ES)
IC408	8-759-711-85	IC NJM4580E-D		R414	1-216-174-00	RES-CHIP 100	2% 1/8W (DA4ES/DA7ES)
IC409	8-759-711-85	IC NJM4580E-D		R414	1-259-983-11	CARBON MELF 100	2% 1/8W (VA333ES)
IC410	8-759-711-85	IC NJM4580E-D					
IC411	8-759-835-76	IC TC94A07P (DA7ES)		R415	1-216-214-00	RES-CHIP 4.7K	2% 1/8W (DA4ES/DA7ES)
IC412	8-759-711-85	IC NJM4580E-D (DA7ES)		R415	1-260-004-11	CARBON MELF 4.7K	2% 1/8W (VA333ES)
IC413	8-759-711-85	IC NJM4580E-D		R416	1-216-214-00	RES-CHIP 4.7K	2% 1/8W (DA4ES/DA7ES)
IC414	8-759-711-85	IC NJM4580E-D		R416	1-260-004-11	CARBON MELF 4.7K	2% 1/8W (VA333ES)
IC415	8-759-711-85	IC NJM4580E-D		R417	1-216-174-00	RES-CHIP 100	2% 1/8W (DA4ES/DA7ES)
IC416	8-759-711-85	IC NJM4580E-D					
IC551	8-759-590-10	IC TC9273F-012(EL)		R417	1-259-983-11	CARBON MELF 100	2% 1/8W (VA333ES)
IC552	8-759-711-85	IC NJM4580E-D		R418	1-216-174-00	RES-CHIP 100	2% 1/8W (DA4ES/DA7ES)
IC553	8-759-711-85	IC NJM4580E-D		R418	1-259-983-11	CARBON MELF 100	2% 1/8W (VA333ES)
		< JACK >		R419	1-216-214-00	RES-CHIP 4.7K	2% 1/8W (DA4ES/DA7ES)
J401	1-793-345-21	JACK, PIN 6P (MULTI CHANNEL INPUT 2)		R419	1-260-004-11	CARBON MELF 4.7K	2% 1/8W (VA333ES)
J402	1-784-934-11	JACK, PIN 4P (MULTI CHANNEL INPUT 1, FRONT/SURROUND)		R420	1-216-214-00	RES-CHIP 4.7K	2% 1/8W (DA4ES/DA7ES)
J403	1-815-520-11	JACK, PIN 4P (MULTI CHANNEL INPUT 1, SURR BACK/CENTER/SUB WOOFER)		R420	1-260-004-11	CARBON MELF 4.7K	2% 1/8W (VA333ES)
J404	1-784-934-11	JACK, PIN 4P (PRE OUT,FRONT/SURROUND)		R421	1-216-246-00	RES-CHIP 100K	2% 1/8W (DA4ES/DA7ES)
J405	1-815-520-11	JACK, PIN 4P (PRE OUT, SURR BACK/CENTER/SUB WOOFER)		R421	1-260-020-11	CARBON MELF 100K	2% 1/8W (VA333ES)
J406	1-774-822-21	JACK, PIN 2P (PRE OUT,3RD) (DA7ES)		R422	1-216-174-00	RES-CHIP 100	2% 1/8W (DA4ES/DA7ES)
J407	1-815-737-11	CONNECTOR, (D) SUB 9P (RS232C)		R422	1-259-983-11	CARBON MELF 100	2% 1/8W (VA333ES)
		< TRANSISTOR >		R423	1-216-174-00	RES-CHIP 100	2% 1/8W (DA4ES/DA7ES)
Q401	8-729-230-49	TRANSISTOR 2SC2712-YG		R423	1-259-983-11	CARBON MELF 100	2% 1/8W (VA333ES)
Q404	8-729-230-49	TRANSISTOR 2SC2712-YG		R424	1-216-214-00	RES-CHIP 4.7K	2% 1/8W (DA4ES/DA7ES)
Q405	8-729-230-49	TRANSISTOR 2SC2712-YG		R424	1-260-004-11	CARBON MELF 4.7K	2% 1/8W (VA333ES)
Q406	8-729-230-49	TRANSISTOR 2SC2712-YG					
Q407	8-729-230-49	TRANSISTOR 2SC2712-YG		R425	1-216-214-00	RES-CHIP 4.7K	2% 1/8W (DA4ES/DA7ES)
Q408	8-729-230-49	TRANSISTOR 2SC2712-YG (DA7ES)					
		< RESISTOR >					
R401	1-216-246-00	RES-CHIP 100K	2% 1/8W (DA4ES/DA7ES)				
R401	1-260-020-11	CARBON MELF 100K	2% 1/8W (VA333ES)				
R402	1-216-013-00	METAL CHIP 33	5% 1/10W				
R403	1-216-013-00	METAL CHIP 33	5% 1/10W				
R404	1-216-013-00	METAL CHIP 33	5% 1/10W				
R405	1-216-013-00	METAL CHIP 33	5% 1/10W				
R406	1-216-013-00	METAL CHIP 33	5% 1/10W				
R407	1-216-013-00	METAL CHIP 33	5% 1/10W				
R408	1-216-013-00	METAL CHIP 33	5% 1/10W				
R409	1-216-013-00	METAL CHIP 33	5% 1/10W				

## STR-DA4ES/DA7ES/VA333ES

## E-VOL

Ref. No.	Part No.	Description	Remark	Ref. No.	Part No.	Description	Remark
R425	1-260-004-11	CARBON MELF	4.7K 2% 1/8W (VA333ES)	R441	1-216-246-00	RES-CHIP	100K 2% 1/8W (DA4ES/DA7ES)
R426	1-216-174-00	RES-CHIP	100 2% 1/8W (DA4ES/DA7ES)	R441	1-260-020-11	CARBON MELF	100K 2% 1/8W (VA333ES)
R426	1-259-983-11	CARBON MELF	100 2% 1/8W (VA333ES)	R442	1-208-782-11	RES-CHIP	1K 2% 1/8W (DA4ES/DA7ES)
R427	1-216-174-00	RES-CHIP	100 2% 1/8W (DA4ES/DA7ES)	R442	1-259-995-11	CARBON MELF	1K 2% 1/8W (VA333ES)
R427	1-259-983-11	CARBON MELF	100 2% 1/8W (VA333ES)	R443	1-208-782-11	RES-CHIP	1K 2% 1/8W (DA4ES/DA7ES)
R428	1-208-782-11	RES-CHIP	1K 2% 1/8W (DA4ES/DA7ES)	R443	1-259-995-11	CARBON MELF	1K 2% 1/8W (VA333ES)
R428	1-259-995-11	CARBON MELF	1K 2% 1/8W (VA333ES)	R444	1-208-782-11	RES-CHIP	1K 2% 1/8W (DA4ES/DA7ES)
R429	1-208-782-11	RES-CHIP	1K 2% 1/8W (DA4ES/DA7ES)	R444	1-259-995-11	CARBON MELF	1K 2% 1/8W (VA333ES)
R429	1-259-995-11	CARBON MELF	1K 2% 1/8W (VA333ES)	R445	1-208-782-11	RES-CHIP	1K 2% 1/8W (DA4ES/DA7ES)
R430	1-208-782-11	RES-CHIP	1K 2% 1/8W (DA4ES/DA7ES)	R445	1-259-995-11	CARBON MELF	1K 2% 1/8W (VA333ES)
R430	1-259-995-11	CARBON MELF	1K 2% 1/8W (VA333ES)	R446	1-208-782-11	RES-CHIP	1K 2% 1/8W (DA4ES/DA7ES)
R431	1-216-246-00	RES-CHIP	100K 2% 1/8W (DA4ES/DA7ES)	R446	1-259-995-11	CARBON MELF	1K 2% 1/8W (VA333ES)
R431	1-260-020-11	CARBON MELF	100K 2% 1/8W (VA333ES)	R447	1-208-782-11	RES-CHIP	1K 2% 1/8W (DA4ES/DA7ES)
R432	1-208-782-11	RES-CHIP	1K 2% 1/8W (DA4ES/DA7ES)	R447	1-259-995-11	CARBON MELF	1K 2% 1/8W (VA333ES)
R432	1-259-995-11	CARBON MELF	1K 2% 1/8W (VA333ES)	R448	1-208-782-11	RES-CHIP	1K 2% 1/8W (DA4ES/DA7ES)
R433	1-208-782-11	RES-CHIP	1K 2% 1/8W (DA4ES/DA7ES)	R448	1-259-995-11	CARBON MELF	1K 2% 1/8W (VA333ES)
R433	1-259-995-11	CARBON MELF	1K 2% 1/8W (VA333ES)	R449	1-208-782-11	RES-CHIP	1K 2% 1/8W (DA4ES/DA7ES)
R434	1-208-782-11	RES-CHIP	1K 2% 1/8W (DA4ES/DA7ES)	R449	1-259-995-11	CARBON MELF	1K 2% 1/8W (VA333ES)
R434	1-259-995-11	CARBON MELF	1K 2% 1/8W (VA333ES)	R450	1-208-782-11	RES-CHIP	1K 2% 1/8W (DA4ES/DA7ES)
R435	1-208-782-11	RES-CHIP	1K 2% 1/8W (DA4ES/DA7ES)	R450	1-259-995-11	CARBON MELF	1K 2% 1/8W (VA333ES)
R435	1-259-995-11	CARBON MELF	1K 2% 1/8W (VA333ES)	R451	1-216-246-00	RES-CHIP	100K 2% 1/8W (DA4ES/DA7ES)
R436	1-208-782-11	RES-CHIP	1K 2% 1/8W (DA4ES/DA7ES)	R451	1-260-020-11	CARBON MELF	100K 2% 1/8W (VA333ES)
R436	1-259-995-11	CARBON MELF	1K 2% 1/8W (VA333ES)	R452	1-216-025-11	RES-CHIP	100 5% 1/10W
R437	1-208-782-11	RES-CHIP	1K 2% 1/8W (DA4ES/DA7ES)	R453	1-216-025-11	RES-CHIP	100 5% 1/10W
R437	1-259-995-11	CARBON MELF	1K 2% 1/8W (VA333ES)	R454	1-208-782-11	RES-CHIP	1K 2% 1/8W (DA4ES/DA7ES)
R438	1-208-782-11	RES-CHIP	1K 2% 1/8W (DA4ES/DA7ES)	R454	1-259-995-11	CARBON MELF	1K 2% 1/8W (VA333ES)
R438	1-259-995-11	CARBON MELF	1K 2% 1/8W (VA333ES)	R455	1-208-782-11	RES-CHIP	1K 2% 1/8W (DA4ES/DA7ES)
R439	1-208-782-11	RES-CHIP	1K 2% 1/8W (DA4ES/DA7ES)	R455	1-259-995-11	CARBON MELF	1K 2% 1/8W (VA333ES)
R439	1-259-995-11	CARBON MELF	1K 2% 1/8W (VA333ES)	R456	1-208-782-11	RES-CHIP	1K 2% 1/8W (DA4ES/DA7ES)
R440	1-208-782-11	RES-CHIP	1K 2% 1/8W (DA4ES/DA7ES)	R456	1-259-995-11	CARBON MELF	1K 2% 1/8W (VA333ES)
R440	1-259-995-11	CARBON MELF	1K 2% 1/8W (VA333ES)	R457	1-208-782-11	RES-CHIP	1K 2% 1/8W (DA4ES/DA7ES)
				R457	1-259-995-11	CARBON MELF	1K 2% 1/8W (VA333ES)

## STR-DA4ES/DA7ES/VA333ES

## E-VOL

Ref. No.	Part No.	Description	Remark	Ref. No.	Part No.	Description	Remark
R458	1-208-782-11	RES-CHIP	1K 2% 1/8W (DA4ES/DA7ES)	R487	1-216-174-00	RES-CHIP	100 2% 1/8W (DA7ES)
R458	1-259-995-11	CARBON MELF	1K 2% 1/8W (VA333ES)	R488	1-216-214-00	RES-CHIP	4.7K 2% 1/8W (DA7ES)
R459	1-208-782-11	RES-CHIP	1K 2% 1/8W (DA4ES/DA7ES)	R489	1-216-214-00	RES-CHIP	4.7K 2% 1/8W (DA7ES)
R459	1-259-995-11	CARBON MELF	1K 2% 1/8W (VA333ES)	R490	1-216-097-11	RES-CHIP	100K 5% 1/10W
R460	1-208-782-11	RES-CHIP	1K 2% 1/8W (DA4ES/DA7ES)	R491	1-216-097-11	RES-CHIP	100K 5% 1/10W
R460	1-259-995-11	CARBON MELF	1K 2% 1/8W (VA333ES)	R492	1-216-097-11	RES-CHIP	100K 5% 1/10W
R461	1-216-246-00	RES-CHIP	100K 2% 1/8W (DA4ES/DA7ES)	R493	1-216-097-11	RES-CHIP	100K 5% 1/10W
R461	1-260-020-11	CARBON MELF	100K 2% 1/8W (VA333ES)	R494	1-216-013-00	METAL CHIP	33 5% 1/10W
R462	1-208-782-11	RES-CHIP	1K 2% 1/8W (DA4ES/DA7ES)	R495	1-216-013-00	METAL CHIP	33 5% 1/10W
R462	1-259-995-11	CARBON MELF	1K 2% 1/8W (VA333ES)	R496	1-249-393-11	CARBON	10 5% 1/4W
R463	1-208-782-11	RES-CHIP	1K 2% 1/8W (DA4ES/DA7ES)	R497	1-216-073-00	RES-CHIP	10K 5% 1/10W
R463	1-259-995-11	CARBON MELF	1K 2% 1/8W (VA333ES)	R498	1-216-065-11	RES-CHIP	4.7K 5% 1/10W
R464	1-208-782-11	RES-CHIP	1K 2% 1/8W (DA7ES)	R499	1-249-393-11	CARBON	10 5% 1/4W
R465	1-208-782-11	RES-CHIP	1K 2% 1/8W (DA7ES)	R500	1-216-065-11	RES-CHIP	4.7K 5% 1/10W
R466	1-249-393-11	CARBON	10 5% 1/4W (DA7ES)	R501	1-216-073-00	RES-CHIP	10K 5% 1/10W
R467	1-216-073-00	RES-CHIP	10K 5% 1/10W (DA7ES)	R502	1-249-393-11	CARBON	10 5% 1/4W
R468	1-216-065-11	RES-CHIP	4.7K 5% 1/10W (DA7ES)	R503	1-216-065-11	RES-CHIP	4.7K 5% 1/10W
R469	1-208-782-11	RES-CHIP	1K 2% 1/8W (DA7ES)	R504	1-216-073-00	RES-CHIP	10K 5% 1/10W
R470	1-208-782-11	RES-CHIP	1K 2% 1/8W (DA7ES)	R505	1-249-393-11	CARBON	10 5% 1/4W
R471	1-216-246-00	RES-CHIP	100K 2% 1/8W (DA4ES/DA7ES)	R506	1-216-065-11	RES-CHIP	4.7K 5% 1/10W
R471	1-260-020-11	CARBON MELF	100K 2% 1/8W (VA333ES)	R507	1-216-073-00	RES-CHIP	10K 5% 1/10W
R473	1-216-097-11	RES-CHIP	100K 5% 1/10W (DA7ES)	R508	1-208-581-41	RES-CHIP	180K 2% 1/8W (DA4ES/DA7ES)
R474	1-216-097-11	RES-CHIP	100K 5% 1/10W (DA7ES)	R508	1-260-023-11	CARBON MELF	180K 2% 1/8W (VA333ES)
R477	1-216-246-00	RES-CHIP	100K 2% 1/8W (DA7ES)	R509	1-208-581-41	RES-CHIP	180K 2% 1/8W (DA4ES/DA7ES)
R478	1-216-246-00	RES-CHIP	100K 2% 1/8W (DA7ES)	R509	1-260-023-11	CARBON MELF	180K 2% 1/8W (VA333ES)
R479	1-216-013-00	METAL CHIP	33 5% 1/10W (DA7ES)	R510	1-208-571-11	RES-CHIP	68K 2% 1/8W (DA4ES/DA7ES)
R480	1-216-013-00	METAL CHIP	33 5% 1/10W (DA7ES)	R510	1-260-018-11	CARBON MELF	68K 2% 1/8W (VA333ES)
R481	1-216-065-11	RES-CHIP	4.7K 5% 1/10W	R511	1-208-571-11	RES-CHIP	68K 2% 1/8W (DA4ES/DA7ES)
R482	1-216-073-00	RES-CHIP	10K 5% 1/10W	R511	1-260-018-11	CARBON MELF	68K 2% 1/8W (VA333ES)
R483	1-249-393-11	CARBON	10 5% 1/4W	R512	1-208-571-11	RES-CHIP	68K 2% 1/8W (DA4ES/DA7ES)
R484	1-208-571-11	RES-CHIP	68K 2% 1/8W (DA7ES)	R512	1-260-018-11	CARBON MELF	68K 2% 1/8W (VA333ES)
R485	1-208-571-11	RES-CHIP	68K 2% 1/8W (DA7ES)	R513	1-208-571-11	RES-CHIP	68K 2% 1/8W (DA4ES/DA7ES)
R486	1-216-174-00	RES-CHIP	100 2% 1/8W (DA7ES)	R513	1-260-018-11	CARBON MELF	68K 2% 1/8W (VA333ES)
				R514	1-208-571-11	RES-CHIP	68K 2% 1/8W (DA4ES/DA7ES)
				R514	1-260-018-11	CARBON MELF	68K 2% 1/8W (VA333ES)
				R515	1-208-571-11	RES-CHIP	68K 2% 1/8W (DA4ES/DA7ES)
				R515	1-260-018-11	CARBON MELF	68K 2% 1/8W (VA333ES)
				R516	1-208-571-11	RES-CHIP	68K 2% 1/8W (DA4ES/DA7ES)
				R516	1-260-018-11	CARBON MELF	68K 2% 1/8W (VA333ES)
				R517	1-208-571-11	RES-CHIP	68K 2% 1/8W (DA4ES/DA7ES)

**STR-DA4ES/DA7ES/VA333ES**

**E-VOL**

**F-SPTM**

Ref. No.	Part No.	Description	Remark
R517	1-260-018-11	CARBON MELF 68K	2% 1/8W (VA333ES)
R518	1-208-581-41	RES-CHIP 180K	2% 1/8W (DA4ES/DA7ES)
R518	1-260-023-11	CARBON MELF 180K	2% 1/8W (VA333ES)
R519	1-208-581-41	RES-CHIP 180K	2% 1/8W (DA4ES/DA7ES)
R519	1-260-023-11	CARBON MELF 180K	2% 1/8W (VA333ES)
R520	1-208-581-41	RES-CHIP 180K	2% 1/8W (DA4ES/DA7ES)
R520	1-260-023-11	CARBON MELF 180K	2% 1/8W (VA333ES)
R521	1-208-581-41	RES-CHIP 180K	2% 1/8W (DA4ES/DA7ES)
R521	1-260-023-11	CARBON MELF 180K	2% 1/8W (VA333ES)
R522	1-208-581-41	RES-CHIP 180K	2% 1/8W (DA4ES/DA7ES)
R522	1-260-023-11	CARBON MELF 180K	2% 1/8W (VA333ES)
R523	1-208-581-41	RES-CHIP 180K	2% 1/8W (DA4ES/DA7ES)
R523	1-260-023-11	CARBON MELF 180K	2% 1/8W (VA333ES)
R551	1-216-214-00	RES-CHIP 4.7K	2% 1/8W (DA4ES/DA7ES)
R551	1-260-004-11	CARBON MELF 4.7K	2% 1/8W (VA333ES)
R552	1-208-810-11	RES-CHIP 15K	2% 1/8W (DA4ES/DA7ES)
R552	1-260-010-11	CARBON MELF 15K	2% 1/8W (VA333ES)
R553	1-216-214-00	RES-CHIP 4.7K	2% 1/8W (DA4ES/DA7ES)
R553	1-260-004-11	CARBON MELF 4.7K	2% 1/8W (VA333ES)
R554	1-208-810-11	RES-CHIP 15K	2% 1/8W (DA4ES/DA7ES)
R554	1-260-010-11	CARBON MELF 15K	2% 1/8W (VA333ES)
R555	1-216-222-00	RES-CHIP 10K	2% 1/8W (DA4ES/DA7ES)
R555	1-260-008-11	CARBON MELF 10K	2% 1/8W (VA333ES)
R556	1-216-222-00	RES-CHIP 10K	2% 1/8W (DA4ES/DA7ES)
R556	1-260-008-11	CARBON MELF 10K	2% 1/8W (VA333ES)
R557	1-216-013-00	METAL CHIP 33	5% 1/10W
R558	1-216-013-00	METAL CHIP 33	5% 1/10W
R559	1-216-222-00	RES-CHIP 10K	2% 1/8W (DA4ES/DA7ES)
R559	1-260-008-11	CARBON MELF 10K	2% 1/8W (VA333ES)
R560	1-216-222-00	RES-CHIP 10K	2% 1/8W (DA4ES/DA7ES)
R560	1-260-008-11	CARBON MELF 10K	2% 1/8W (VA333ES)
R561	1-216-222-00	RES-CHIP 10K	2% 1/8W (DA4ES/DA7ES)

Ref. No.	Part No.	Description	Remark
R561	1-260-008-11	CARBON MELF 10K	2% 1/8W (VA333ES)
R562	1-216-222-00	RES-CHIP 10K	2% 1/8W (DA4ES/DA7ES)
R562	1-260-008-11	CARBON MELF 10K	2% 1/8W (VA333ES)
R563	1-216-222-00	RES-CHIP 10K	2% 1/8W (DA4ES/DA7ES)
R563	1-260-008-11	CARBON MELF 10K	2% 1/8W (VA333ES)
R564	1-216-222-00	RES-CHIP 10K	2% 1/8W (DA4ES/DA7ES)
R564	1-260-008-11	CARBON MELF 10K	2% 1/8W (VA333ES)
R565	1-208-810-11	RES-CHIP 15K	2% 1/8W (DA4ES/DA7ES)
R565	1-260-010-11	CARBON MELF 15K	2% 1/8W (VA333ES)
R566	1-208-810-11	RES-CHIP 15K	2% 1/8W (DA4ES/DA7ES)
R566	1-260-010-11	CARBON MELF 15K	2% 1/8W (VA333ES)
< RELAY >			
RY401	1-515-614-11	RELAY	
RY404	1-755-484-11	RELAY	
RY405	1-755-484-11	RELAY	
RY406	1-755-484-11	RELAY	
RY407	1-515-614-11	RELAY	
RY408	1-755-484-11	RELAY (DA7ES)	
*****			
		A-4728-904-A	F-SPTM BOARD, COMPLETE (VA333ES)
		A-4728-940-A	F-SPTM BOARD, COMPLETE (DA4ES/DA7ES)
*****			
< CAPACITOR >			
C511	1-137-150-11	MYLAR 0.01uF	5% 50V
C561	1-137-150-11	MYLAR 0.01uF	5% 50V
C563	1-163-133-00	CERAMIC CHIP 470PF	5% 50V
C564	1-163-133-00	CERAMIC CHIP 470PF	5% 50V
C565	1-163-133-00	CERAMIC CHIP 470PF	5% 50V
C566	1-163-133-00	CERAMIC CHIP 470PF	5% 50V
C694	1-137-150-11	MYLAR 0.01uF	5% 50V
C695	1-163-133-00	CERAMIC CHIP 470PF	5% 50V
< CONNECTOR >			
CNP506	1-564-721-11	PIN, CONNECTOR (SMALL TYPE) 5P	
CNP507	1-564-722-11	PIN, CONNECTOR (SMALL TYPE) 6P	
CNP651	1-564-723-11	PIN, CONNECTOR (SMALL TYPE) 7P	
CNS506	1-784-776-11	CONNECTOR, FFC 15P	

# STR-DA4ES/DA7ES/VA333ES

<b>F-SPTM</b>	<b>FUNCTION</b>	<b>HP</b>	<b>INPUT</b>
---------------	-----------------	-----------	--------------

Ref. No.	Part No.	Description	Remark
		< DIODE >	
D540	8-719-988-61	DIODE 1SS355TE-17	
D541	8-719-988-61	DIODE 1SS355TE-17	
D542	8-719-988-61	DIODE 1SS355TE-17	
D543	8-719-988-61	DIODE 1SS355TE-17	
D544	8-719-988-61	DIODE 1SS355TE-17	
D545	8-719-988-61	DIODE 1SS355TE-17	
D546	8-719-988-61	DIODE 1SS355TE-17	
D598	8-719-988-61	DIODE 1SS355TE-17	
D607	8-719-988-61	DIODE 1SS355TE-17	
D667	8-719-988-61	DIODE 1SS355TE-17	
		< COIL >	
L501	1-422-009-13	COIL, AIR-CORE	
L551	1-422-009-13	COIL, AIR-CORE	
L651	1-422-009-13	COIL, AIR-CORE	
		< TRANSISTOR >	
Q598	8-729-230-49	TRANSISTOR 2SC2712-YG	
Q611	8-729-230-49	TRANSISTOR 2SC2712-YG	
Q621	8-729-230-49	TRANSISTOR 2SC2712-YG	
		< RESISTOR >	
R511	1-249-389-11	CARBON 4.7 5% 1/4W	
R512	1-249-393-11	CARBON 10 5% 1/4W	
R561	1-249-389-11	CARBON 4.7 5% 1/4W	
R562	1-249-393-11	CARBON 10 5% 1/4W	
R584	1-249-393-11	CARBON 10 5% 1/4W	
R585	1-216-073-00	RES-CHIP 10K 5% 1/10W	
R586	1-216-065-11	RES-CHIP 4.7K 5% 1/10W	
R589	1-216-065-11	RES-CHIP 4.7K 5% 1/10W	
R617	1-216-065-11	RES-CHIP 4.7K 5% 1/10W	
R632	1-216-073-00	RES-CHIP 10K 5% 1/10W	
R633	1-216-065-11	RES-CHIP 4.7K 5% 1/10W	
R634	1-249-393-11	CARBON 10 5% 1/4W	
R642	1-216-073-00	RES-CHIP 10K 5% 1/10W	
R644	1-249-393-11	CARBON 10 5% 1/4W	
R645	1-216-065-11	RES-CHIP 4.7K 5% 1/10W	
R655	1-249-389-11	CARBON 4.7 5% 1/4W	
R683	1-216-065-11	RES-CHIP 4.7K 5% 1/10W	
R698	1-249-393-11	CARBON 10 5% 1/4W	
R733	1-216-065-11	RES-CHIP 4.7K 5% 1/10W	
		< RELAY >	
RY503	1-515-920-11	RELAY (24V)	
RY601	1-515-920-11	RELAY (24V)	
RY661	1-515-920-11	RELAY (24V)	
		< TERMINAL >	
TM501	1-694-935-11	TERMINAL BOARD (8P) (SPEAKERS,FRONT A/B) (DA4ES/DA7ES)	
TM501	1-694-935-21	TERMINAL BOARD (8P) (SPEAKERS,FRONT A/B) (VA333ES)	
TM601	1-694-910-11	TERMINAL BOARD (2P) (SPEAKERS,CENTER) (DA4ES/DA7ES)	

Ref. No.	Part No.	Description	Remark
TM601	1-694-910-21	TERMINAL BOARD (2P) (SPEAKERS,CENTER) (VA333ES)	
		*****	
	1-685-487-11	FUNCTION BOARD	
		*****	
		< CONNECTOR >	
CNP106	1-784-922-11	PIN, CONNECTOR 5P	
		< DIODE >	
D116	8-719-032-98	LED SEL5820A (AUDIO SPLIT)	
		< RESISTOR >	
R165	1-216-029-00	METAL CHIP 150 5% 1/10W	
R166	1-216-049-11	RES-CHIP 1K 5% 1/10W	
R167	1-216-057-00	METAL CHIP 2.2K 5% 1/10W	
		< ROTARY ENCODER >	
RV101	1-467-808-21	ENCODER, ROTARY (FUNCTION)	
		< SWITCH >	
S132	1-771-349-21	SWITCH, KEYBOARD (AUDIO SPLIT)	
S133	1-771-349-21	SWITCH, KEYBOARD (INPUT MODE)	
S134	1-771-349-21	SWITCH, KEYBOARD (MUTING)	
		*****	
	1-685-488-11	HP BOARD	
		*****	
		< CAPACITOR >	
C120	1-163-137-00	CERAMIC CHIP 680PF 5% 50V (VA333ES)	
C121	1-163-137-00	CERAMIC CHIP 680PF 5% 50V (VA333ES)	
		< CONNECTOR >	
CNP109	1-564-718-11	PIN, CONNECTOR (SMALL TYPE) 2P	
CNP111	1-779-978-11	PIN, CONNECTOR 3P	
		< JACK >	
J101	1-815-313-21	JACK (PHONES)	
		*****	
	A-4728-880-A	INPUT BOARD, COMPLETE (DA4ES)	
	A-4728-893-A	INPUT BOARD, COMPLETE (VA333ES)	
	A-4728-915-A	INPUT BOARD, COMPLETE (DA7ES)	
		*****	
	7-685-646-79	SCREW +BVTP 3X8 TYPE2 IT-3 (DA4ES/DA7ES)	
		< CAPACITOR >	
C301	1-119-821-11	ELECT 2.2uF 20% 50V	
C302	1-163-251-11	CERAMIC CHIP 100PF 5% 50V	
C303	1-128-832-11	ELECT 220uF 20% 10V	
C304	1-125-896-11	MYLAR 0.0091uF 5% 50V	
C305	1-136-159-00	MYLAR 0.033uF 5% 50V	
C306	1-126-045-11	ELECT 2.2uF 20% 50V	
C308	1-163-001-11	CERAMIC CHIP 220PF 10% 50V	



## STR-DA4ES/DA7ES/VA333ES

## INPUT

Ref. No.	Part No.	Description	Remark	Ref. No.	Part No.	Description	Remark
C309	1-163-033-11	CERAMIC CHIP	0.022uF 50V	C344	1-163-275-11	CERAMIC CHIP	0.001uF 5% 50V
C310	1-163-251-11	CERAMIC CHIP	100PF 5% 50V (VA333ES)	C345	1-164-161-11	CERAMIC CHIP	0.0022uF 10% 100V
C311	1-163-251-11	CERAMIC CHIP	100PF 5% 50V (VA333ES)	C346	1-164-161-11	CERAMIC CHIP	0.0022uF 10% 100V
C312	1-163-251-11	CERAMIC CHIP	100PF 5% 50V (VA333ES)	C347	1-164-161-11	CERAMIC CHIP	0.0022uF 10% 100V
C313	1-163-251-11	CERAMIC CHIP	100PF 5% 50V (VA333ES)	C348	1-164-161-11	CERAMIC CHIP	0.0022uF 10% 100V
C314	1-163-251-11	CERAMIC CHIP	100PF 5% 50V (VA333ES)	C349	1-163-251-11	CERAMIC CHIP	100PF 5% 50V
C315	1-163-251-11	CERAMIC CHIP	100PF 5% 50V (VA333ES)	C350	1-163-251-11	CERAMIC CHIP	100PF 5% 50V
C316	1-163-251-11	CERAMIC CHIP	100PF 5% 50V (VA333ES)	C351	1-119-821-11	ELECT	2.2uF 20% 50V
C317	1-163-251-11	CERAMIC CHIP	100PF 5% 50V (VA333ES)	C352	1-163-251-11	CERAMIC CHIP	100PF 5% 50V
C318	1-163-251-11	CERAMIC CHIP	100PF 5% 50V (VA333ES)	C353	1-128-832-11	ELECT	220uF 20% 10V
C319	1-163-251-11	CERAMIC CHIP	100PF 5% 50V (VA333ES)	C354	1-125-896-11	MYLAR	0.0091uF 5% 50V
C320	1-163-251-11	CERAMIC CHIP	100PF 5% 50V (VA333ES)	C355	1-136-159-00	MYLAR	0.033uF 5% 50V
C321	1-163-251-11	CERAMIC CHIP	100PF 5% 50V (VA333ES)	C356	1-126-045-11	ELECT	2.2uF 20% 50V
C323	1-128-858-11	ELECT	22uF 20% 50V (DA4ES/DA7ES)	C357	1-163-275-11	CERAMIC CHIP	0.001uF 5% 50V (VA333ES)
C324	1-128-858-11	ELECT	22uF 20% 50V (DA4ES/DA7ES)	C358	1-163-001-11	CERAMIC CHIP	220PF 10% 50V
C325	1-119-825-41	ELECT	22uF 20% 50V (VA333ES)	C359	1-163-033-11	CERAMIC CHIP	0.022uF 50V
C325	1-128-858-11	ELECT	22uF 20% 50V (DA4ES/DA7ES)	C360	1-163-251-11	CERAMIC CHIP	100PF 5% 50V (VA333ES)
C326	1-119-825-41	ELECT	22uF 20% 50V (VA333ES)	C361	1-163-251-11	CERAMIC CHIP	100PF 5% 50V (VA333ES)
C326	1-128-858-11	ELECT	22uF 20% 50V (DA4ES/DA7ES)	C362	1-163-251-11	CERAMIC CHIP	100PF 5% 50V (VA333ES)
C327	1-128-858-11	ELECT	22uF 20% 50V (DA7ES)	C363	1-163-251-11	CERAMIC CHIP	100PF 5% 50V (VA333ES)
C328	1-128-858-11	ELECT	22uF 20% 50V (DA7ES)	C364	1-163-251-11	CERAMIC CHIP	100PF 5% 50V (VA333ES)
C329	1-119-805-21	ELECT	2200uF 20% 25V (VA333ES)	C365	1-163-251-11	CERAMIC CHIP	100PF 5% 50V (VA333ES)
C329	1-127-728-51	ELECT	2200uF 20% 25V (DA4ES/DA7ES)	C366	1-163-251-11	CERAMIC CHIP	100PF 5% 50V (VA333ES)
C330	1-119-805-21	ELECT	2200uF 20% 25V (VA333ES)	C367	1-163-251-11	CERAMIC CHIP	100PF 5% 50V (VA333ES)
C330	1-127-728-51	ELECT	2200uF 20% 25V (DA4ES/DA7ES)	C368	1-163-251-11	CERAMIC CHIP	100PF 5% 50V (VA333ES)
C331	1-128-832-11	ELECT	220uF 20% 10V (DA4ES/DA7ES)	C369	1-163-251-11	CERAMIC CHIP	100PF 5% 50V (VA333ES)
C332	1-137-505-11	MYLAR	220PF 5% 50V (DA4ES/DA7ES)	C370	1-163-251-11	CERAMIC CHIP	100PF 5% 50V (VA333ES)
C333	1-128-858-11	ELECT	22uF 20% 50V (DA4ES/DA7ES)	C371	1-163-251-11	CERAMIC CHIP	100PF 5% 50V (VA333ES)
C335	1-164-161-11	CERAMIC CHIP	0.0022uF 10% 100V (DA4ES/DA7ES)	C373	1-128-858-11	ELECT	22uF 20% 50V (DA4ES/DA7ES)
C341	1-163-275-11	CERAMIC CHIP	0.001uF 5% 50V (VA333ES)	C374	1-128-858-11	ELECT	22uF 20% 50V (DA4ES/DA7ES)
C342	1-163-275-11	CERAMIC CHIP	0.001uF 5% 50V (VA333ES)	C375	1-119-825-41	ELECT	22uF 20% 50V (VA333ES)
C343	1-163-275-11	CERAMIC CHIP	0.001uF 5% 50V (VA333ES)	C375	1-128-858-11	ELECT	22uF 20% 50V (DA4ES/DA7ES)
				C376	1-119-825-41	ELECT	22uF 20% 50V (VA333ES)
				C376	1-128-858-11	ELECT	22uF 20% 50V (DA4ES/DA7ES)
				C377	1-128-858-11	ELECT	22uF 20% 50V (DA7ES)
				C378	1-128-858-11	ELECT	22uF 20% 50V (DA7ES)
				C379	1-163-038-00	CERAMIC CHIP	0.1uF 25V
				C380	1-163-038-00	CERAMIC CHIP	0.1uF 25V
				C381	1-128-832-11	ELECT	220uF 20% 10V (DA4ES/DA7ES)

## STR-DA4ES/DA7ES/VA333ES

## INPUT

Ref. No.	Part No.	Description	Remark			Ref. No.	Part No.	Description	Remark		
C382	1-137-505-11	MYLAR	220PF	5%	50V (DA4ES/DA7ES)	IC313	8-759-245-87	IC TA79015S			
C383	1-128-858-11	ELECT	22uF	20%	50V (DA4ES/DA7ES)	IC314	8-759-711-85	IC NJM4580E-D (DA4ES/DA7ES)			
C384	1-163-021-11	CERAMIC CHIP	0.01uF	10%	50V (DA4ES/DA7ES)	< JACK >					
C385	1-164-161-11	CERAMIC CHIP	0.0022uF	10%	100V (DA4ES/DA7ES)	J301	1-778-517-11	JACK, PIN 6P (PHONO,CD/SACD,MD/DAT OUT)			
C391	1-164-161-11	CERAMIC CHIP	0.0022uF	10%	100V (DA7ES)	J302	1-778-517-11	JACK, PIN 6P (MD/DAT IN,TAPE)			
C392	1-164-161-11	CERAMIC CHIP	0.0022uF	10%	100V (DA7ES)	J303	1-784-934-11	JACK, PIN 4P (TV/SAT,DVD/LD)			
C393	1-163-251-11	CERAMIC CHIP	100PF	5%	50V (DA7ES)	J304	1-784-934-11	JACK, PIN 4P (VIDEO 2)			
C394	1-136-169-00	MYLAR	0.22uF	5%	50V	J305	1-778-517-11	JACK, PIN 6P (VIDEO 1,2ND ROOM)	(DA4ES/DA7ES)		
C395	1-136-169-00	MYLAR	0.22uF	5%	50V	J305	1-784-934-11	JACK, PIN 4P (VIDEO 1) (VA333ES)			
C396	1-119-805-21	ELECT	2200uF	20%	25V (VA333ES)	< TRANSISTOR >					
C396	1-127-728-51	ELECT	2200uF	20%	25V (DA4ES/DA7ES)	Q301	8-729-230-49	TRANSISTOR 2SC2712-YG (DA4ES/DA7ES)			
C397	1-119-805-21	ELECT	2200uF	20%	25V (VA333ES)	< RESISTOR >					
C397	1-127-728-51	ELECT	2200uF	20%	25V (DA4ES/DA7ES)	R301	1-208-453-41	RES-CHIP	4.7K	2%	1/10W
C398	1-163-038-00	CERAMIC CHIP	0.1uF		25V (DA7ES)	R302	1-216-699-11	METAL CHIP	100K	0.5%	1/10W
C399	1-119-803-11	ELECT	470uF	20%	25V (VA333ES)	R303	1-216-697-11	METAL CHIP	82K	0.5%	1/10W
C399	1-127-726-11	ELECT	470uF	20%	25V (DA4ES/DA7ES)	R304	1-216-633-11	METAL CHIP	180	0.5%	1/10W
< CONNECTOR >						R305	1-216-673-11	METAL CHIP	8.2K	0.5%	1/10W
CNP301	1-784-921-11	PIN, CONNECTOR 4P				R306	1-216-699-11	METAL CHIP	100K	0.5%	1/10W
CNP302	1-784-921-11	PIN, CONNECTOR 4P				R307	1-216-627-11	METAL CHIP	100	0.5%	1/10W
CNP303	1-784-923-11	PIN, CONNECTOR 7P				R308	1-216-699-11	METAL CHIP	100K	0.5%	1/10W
CNP304	1-784-928-11	PIN, CONNECTOR 13P				R309	1-208-774-11	RES-CHIP	470	2%	1/10W
CNP305	1-779-978-11	PIN, CONNECTOR 3P				R310	1-208-782-11	RES-CHIP	1K	2%	1/8W (DA4ES/DA7ES)
CNP306	1-564-320-00	PIN, CONNECTOR (3.96mm PITCH) 2P				R310	1-259-995-11	CARBON MELF	1K	2%	1/8W (VA333ES)
* CNP307	1-564-707-11	PIN, CONNECTOR (SMALL TYPE) 5P				R311	1-208-782-11	RES-CHIP	1K	2%	1/8W (DA4ES/DA7ES)
< DIODE >						R311	1-259-995-11	CARBON MELF	1K	2%	1/8W (VA333ES)
D301	8-719-988-61	DIODE 1SS355TE-17 (DA4ES/DA7ES)				R312	1-208-782-11	RES-CHIP	1K	2%	1/8W (DA4ES/DA7ES)
< TERMINAL >						R312	1-259-995-11	CARBON MELF	1K	2%	1/8W (VA333ES)
* EPT301	1-537-738-21	TERMINAL, EARTH				R313	1-208-782-11	RES-CHIP	1K	2%	1/8W (DA4ES/DA7ES)
< IC >						R313	1-259-995-11	CARBON MELF	1K	2%	1/8W (VA333ES)
IC301	8-759-711-85	IC NJM4580E-D				R314	1-208-782-11	RES-CHIP	1K	2%	1/8W (DA4ES/DA7ES)
IC302	8-759-835-78	IC TC9274N-015				R314	1-259-995-11	CARBON MELF	1K	2%	1/8W (VA333ES)
IC303	8-759-835-78	IC TC9274N-015				R316	1-208-782-11	RES-CHIP	1K	2%	1/8W (DA4ES/DA7ES)
IC304	8-759-582-66	IC TC9273N-013 (DA7ES)				R316	1-259-995-11	CARBON MELF	1K	2%	1/8W (VA333ES)
IC305	8-759-710-59	IC NJM4580D-D (DA4ES/DA7ES)				R317	1-216-206-00	RES-CHIP	2.2K	2%	1/8W (DA4ES/DA7ES)
IC306	8-759-711-85	IC NJM4580E-D				R317	1-259-999-11	CARBON MELF	2.2K	2%	1/8W (VA333ES)
IC307	8-759-711-85	IC NJM4580E-D (DA7ES)				R318	1-208-782-11	RES-CHIP	1K	2%	1/8W (DA4ES/DA7ES)
IC308	8-759-231-59	IC TA7815S									
IC309	8-759-245-87	IC TA79015S									
IC310	8-759-231-58	IC TA7812S									
IC311	8-759-835-76	IC TC94A07P (DA4ES/DA7ES)									
IC312	8-759-231-59	IC TA7815S									

## STR-DA4ES/DA7ES/VA333ES

## INPUT

Ref. No.	Part No.	Description	Remark	Ref. No.	Part No.	Description	Remark
R318	1-259-995-11	CARBON MELF	1K 2% 1/8W (VA333ES)	R359	1-208-774-11	RES-CHIP	470 2% 1/10W
R319	1-216-206-00	RES-CHIP	2.2K 2% 1/8W (DA4ES/DA7ES)	R360	1-208-782-11	RES-CHIP	1K 2% 1/8W (DA4ES/DA7ES)
R319	1-259-999-11	CARBON MELF	2.2K 2% 1/8W (VA333ES)	R360	1-259-995-11	CARBON MELF	1K 2% 1/8W (VA333ES)
R320	1-208-782-11	RES-CHIP	1K 2% 1/8W (DA4ES/DA7ES)	R361	1-208-782-11	RES-CHIP	1K 2% 1/8W (DA4ES/DA7ES)
R320	1-259-995-11	CARBON MELF	1K 2% 1/8W (VA333ES)	R361	1-259-995-11	CARBON MELF	1K 2% 1/8W (VA333ES)
R321	1-208-782-11	RES-CHIP	1K 2% 1/8W (DA4ES/DA7ES)	R362	1-208-782-11	RES-CHIP	1K 2% 1/8W (DA4ES/DA7ES)
R322	1-216-214-00	RES-CHIP	4.7K 2% 1/8W (DA4ES/DA7ES)	R362	1-259-995-11	CARBON MELF	1K 2% 1/8W (VA333ES)
R323	1-216-627-11	METAL CHIP	100 0.5% 1/10W (DA4ES/DA7ES)	R363	1-208-782-11	RES-CHIP	1K 2% 1/8W (DA4ES/DA7ES)
R324	1-216-246-00	RES-CHIP	100K 2% 1/8W (DA4ES/DA7ES)	R363	1-259-995-11	CARBON MELF	1K 2% 1/8W (VA333ES)
R325	1-216-246-00	RES-CHIP	100K 2% 1/8W (DA4ES/DA7ES)	R364	1-208-782-11	RES-CHIP	1K 2% 1/8W (DA4ES/DA7ES)
R326	1-208-581-41	RES-CHIP	180K 2% 1/8W (DA7ES)	R364	1-259-995-11	CARBON MELF	1K 2% 1/8W (VA333ES)
R326	1-216-250-11	RES-CHIP	150K 2% 1/8W (DA4ES)	R365	1-208-782-11	RES-CHIP	1K 2% 1/8W (DA4ES/DA7ES)
R327	1-208-581-41	RES-CHIP	180K 2% 1/8W (DA7ES)	R365	1-259-995-11	CARBON MELF	1K 2% 1/8W (VA333ES)
R327	1-216-250-11	RES-CHIP	150K 2% 1/8W (DA4ES)	R366	1-208-782-11	RES-CHIP	1K 2% 1/8W (DA4ES/DA7ES)
R327	1-260-020-11	CARBON MELF	100K 2% 1/8W (VA333ES)	R366	1-259-995-11	CARBON MELF	1K 2% 1/8W (VA333ES)
R328	1-208-583-11	RES-CHIP	220K 2% 1/8W (DA4ES/DA7ES)	R367	1-216-206-00	RES-CHIP	2.2K 2% 1/8W (DA4ES/DA7ES)
R328	1-216-254-00	CARBON MELF	220K 2% 1/8W (VA333ES)	R367	1-259-999-11	CARBON MELF	2.2K 2% 1/8W (VA333ES)
R329	1-208-581-41	RES-CHIP	180K 2% 1/8W (DA7ES)	R368	1-208-782-11	RES-CHIP	1K 2% 1/8W (DA4ES/DA7ES)
R330	1-208-583-11	RES-CHIP	220K 2% 1/8W (DA7ES)	R368	1-259-995-11	CARBON MELF	1K 2% 1/8W (VA333ES)
R331	1-216-013-00	METAL CHIP	33 5% 1/10W	R369	1-216-206-00	RES-CHIP	2.2K 2% 1/8W (DA4ES/DA7ES)
R332	1-216-013-00	METAL CHIP	33 5% 1/10W	R369	1-259-999-11	CARBON MELF	2.2K 2% 1/8W (VA333ES)
R333	1-216-013-00	METAL CHIP	33 5% 1/10W	R370	1-208-782-11	RES-CHIP	1K 2% 1/8W (DA4ES/DA7ES)
R334	1-216-013-00	METAL CHIP	33 5% 1/10W	R370	1-259-995-11	CARBON MELF	1K 2% 1/8W (VA333ES)
R335	1-216-013-00	METAL CHIP	33 5% 1/10W (DA7ES)	R371	1-208-782-11	RES-CHIP	1K 2% 1/8W (DA4ES/DA7ES)
R336	1-216-013-00	METAL CHIP	33 5% 1/10W (DA7ES)	R372	1-216-214-00	RES-CHIP	4.7K 2% 1/8W (DA4ES/DA7ES)
R339	1-216-013-00	METAL CHIP	33 5% 1/10W (DA4ES/DA7ES)	R373	1-216-627-11	METAL CHIP	100 0.5% 1/10W (DA4ES/DA7ES)
R340	1-216-097-11	RES-CHIP	100K 5% 1/10W (DA4ES/DA7ES)	R374	1-216-246-00	RES-CHIP	100K 2% 1/8W (DA4ES/DA7ES)
R341	1-216-246-00	RES-CHIP	100K 2% 1/8W (DA4ES/DA7ES)	R375	1-216-246-00	RES-CHIP	100K 2% 1/8W (DA4ES/DA7ES)
R345	1-208-782-11	RES-CHIP	1K 2% 1/8W (DA4ES/DA7ES)	R376	1-208-581-41	RES-CHIP	180K 2% 1/8W (DA7ES)
R351	1-208-453-41	RES-CHIP	4.7K 2% 1/10W	R376	1-216-250-11	RES-CHIP	150K 2% 1/8W (DA4ES)
R352	1-216-699-11	METAL CHIP	100K 0.5% 1/10W	R377	1-208-581-41	RES-CHIP	180K 2% 1/8W (DA7ES)
R353	1-216-697-11	METAL CHIP	82K 0.5% 1/10W	R377	1-216-250-11	RES-CHIP	150K 2% 1/8W (DA4ES)
R354	1-216-633-11	METAL CHIP	180 0.5% 1/10W				
R355	1-216-673-11	METAL CHIP	8.2K 0.5% 1/10W				
R356	1-216-699-11	METAL CHIP	100K 0.5% 1/10W				
R357	1-216-627-11	METAL CHIP	100 0.5% 1/10W				
R358	1-216-699-11	METAL CHIP	100K 0.5% 1/10W				

# STR-DA4ES/DA7ES/VA333ES

**INPUT**    **LED**    **M-BUS**    **S-SPTM**

Ref. No.	Part No.	Description	Remark
R377	1-260-020-11	CARBON MELF 100K	2% 1/8W (VA333ES)
R378	1-208-583-11	RES-CHIP 220K	2% 1/8W (DA4ES/DA7ES)
R378	1-216-254-00	CARBON MELF 220K	2% 1/8W (VA333ES)
R379	1-208-581-41	RES-CHIP 180K	2% 1/8W (DA7ES)
R380	1-208-583-11	RES-CHIP 220K	2% 1/8W (DA7ES)
R389	1-216-013-00	METAL CHIP 33	5% 1/10W (DA4ES/DA7ES)
R390	1-216-097-11	RES-CHIP 100K	5% 1/10W (DA4ES/DA7ES)
R391	1-216-246-00	RES-CHIP 100K	2% 1/8W (DA4ES/DA7ES)
R392	1-249-393-11	CARBON 10	5% 1/4W (DA4ES/DA7ES)
R393	1-216-073-00	RES-CHIP 10K	5% 1/10W (DA4ES/DA7ES)
R394	1-216-065-11	RES-CHIP 4.7K	5% 1/10W (DA4ES/DA7ES)
R395	1-208-782-11	RES-CHIP 1K	2% 1/8W (DA4ES/DA7ES)
< RELAY >			
RY301	1-755-484-11	RELAY (DA4ES/DA7ES)	
*****			
	1-685-491-11	LED BOARD	*****
< CAPACITOR >			
C118	1-165-319-11	CERAMIC CHIP 0.1uF	50V
< CONNECTOR >			
* CN101	1-564-719-11	PIN. CONNECTOR (SMALL TYPE) 3P	
< DIODE >			
D118	8-719-084-07	LED SEL5E20C-TP15 (MULTI CHANNEL DECODING)	
< RESISTOR >			
R114	1-216-073-00	RES-CHIP 10K	5% 1/10W
R115	1-216-022-00	METAL CHIP 75	5% 1/10W
R116	1-216-037-00	METAL CHIP 330	5% 1/10W
R144	1-216-073-00	RES-CHIP 10K	5% 1/10W
*****			
	A-4728-919-A	M-BUS BOARD, COMPLETE (DA4ES/DA7ES)	*****
< CAPACITOR >			
C215	1-119-823-11	ELECT 4.7uF	20% 50V (DA4ES/DA7ES)
C216	1-163-133-00	CERAMIC CHIP 470PF	5% 50V (DA4ES/DA7ES)
C232	1-163-133-00	CERAMIC CHIP 470PF	5% 50V (DA4ES/DA7ES)
C235	1-164-690-11	CERAMIC CHIP 0.0022uF	5% 50V (DA4ES/DA7ES)

Ref. No.	Part No.	Description	Remark
< CONNECTOR >			
CNS204	1-568-826-11	CONNECTOR, FFC 7P (DA4ES/DA7ES)	
< IC >			
IC200	8-759-470-63	IC NJM2145M-TE2 (DA4ES/DA7ES)	
< JACK >			
J203	1-563-330-11	JACK (MONITOR IN) (DA4ES/DA7ES)	
J204	1-563-330-11	JACK (TV/SAT STATUS IN) (DA4ES/DA7ES)	
J205	1-563-330-11	JACK (DVD/LD OUT) (DA4ES/DA7ES)	
J206	1-563-330-11	JACK (VIDEO 1 OUT) (DA4ES/DA7ES)	
< TRANSISTOR >			
Q200	8-729-027-43	TRANSISTOR DTC114EKA-T146 (DA4ES/DA7ES)	
Q201	8-729-027-23	TRANSISTOR DTA114EKA-T146 (DA4ES/DA7ES)	
< RESISTOR >			
R208	1-216-049-11	RES-CHIP 1K	5% 1/10W (DA4ES/DA7ES)
R209	1-216-049-11	RES-CHIP 1K	5% 1/10W (DA4ES/DA7ES)
R210	1-216-049-11	RES-CHIP 1K	5% 1/10W (DA4ES/DA7ES)
R211	1-216-049-11	RES-CHIP 1K	5% 1/10W (DA4ES/DA7ES)
R2002	1-216-073-00	RES-CHIP 10K	5% 1/10W (DA4ES/DA7ES)
*****			
	A-4728-941-A	S-SPTM BOARD, COMPLETE (DA4ES/DA7ES)	
	A-4728-905-A	S-SPTM BOARD, COMPLETE (VA333ES)	*****
< CAPACITOR >			
C613	1-163-133-00	CERAMIC CHIP 470PF	5% 50V
C614	1-163-133-00	CERAMIC CHIP 470PF	5% 50V
C615	1-137-150-11	MYLAR 0.01uF	5% 50V
C665	1-137-150-11	MYLAR 0.01uF	5% 50V
C713	1-163-133-00	CERAMIC CHIP 470PF	5% 50V
C714	1-163-133-00	CERAMIC CHIP 470PF	5% 50V
C715	1-137-150-11	MYLAR 0.01uF	5% 50V
C765	1-137-150-11	MYLAR 0.01uF	5% 50V
< DIODE >			
D608	8-719-988-61	DIODE 1SS355TE-17	
D657	8-719-988-61	DIODE 1SS355TE-17	
D707	8-719-988-61	DIODE 1SS355TE-17	
< COIL >			
L601	1-422-009-13	COIL, AIR-CORE	

## STR-DA4ES/DA7ES/VA333ES

S-SPTM

S-VIDEO

Ref. No.	Part No.	Description	Remark	Ref. No.	Part No.	Description	Remark
L652	1-422-009-13	COIL, AIR-CORE		C229	1-119-824-11	ELECT 10uF 20%	50V
L701	1-422-009-13	COIL, AIR-CORE		C230	1-165-319-11	CERAMIC CHIP 0.1uF	50V
L751	1-422-009-13	COIL, AIR-CORE		C231	1-128-834-11	ELECT 470uF 20%	10V
		< TRANSISTOR >		C234	1-164-161-11	CERAMIC CHIP 0.0022uF 10%	100V
Q602	8-729-230-49	TRANSISTOR 2SC2712-YG		C236	1-163-038-00	CERAMIC CHIP 0.1uF	25V
Q661	8-729-230-49	TRANSISTOR 2SC2712-YG		C237	1-164-161-11	CERAMIC CHIP 0.0022uF 10%	100V
Q707	8-729-230-49	TRANSISTOR 2SC2712-YG		C239	1-165-319-11	CERAMIC CHIP 0.1uF	50V
		< RESISTOR >		C241	1-164-161-11	CERAMIC CHIP 0.0022uF 10%	100V
R616	1-249-393-11	CARBON 10 5%	1/4W	C242	1-164-161-11	CERAMIC CHIP 0.0022uF 10%	100V
R618	1-216-073-00	RES-CHIP 10K 5%	1/10W	C243	1-163-038-00	CERAMIC CHIP 0.1uF	25V
R619	1-249-393-11	CARBON 10 5%	1/4W	C244	1-119-824-11	ELECT 10uF 20%	50V
R631	1-249-389-11	CARBON 4.7 5%	1/4W	C245	1-165-319-11	CERAMIC CHIP 0.1uF	50V
R666	1-249-393-11	CARBON 10 5%	1/4W	C246	1-128-840-11	ELECT 47uF 20%	16V (AEP)
R670	1-249-389-11	CARBON 4.7 5%	1/4W	C247	1-119-822-11	ELECT 3.3uF 20%	50V (AEP)
R682	1-216-073-00	RES-CHIP 10K 5%	1/10W	C248	1-119-824-11	ELECT 10uF 20%	50V (AEP)
R684	1-249-393-11	CARBON 10 5%	1/4W	C249	1-163-243-11	CERAMIC CHIP 47PF 5%	50V
R716	1-249-393-11	CARBON 10 5%	1/4W	C251	1-119-822-11	ELECT 3.3uF 20%	50V (AEP)
R731	1-249-389-11	CARBON 4.7 5%	1/4W	C252	1-119-824-11	ELECT 10uF 20%	50V
R732	1-216-073-00	RES-CHIP 10K 5%	1/10W	C254	1-165-319-11	CERAMIC CHIP 0.1uF	50V
R734	1-249-393-11	CARBON 10 5%	1/4W	C262	1-119-824-11	ELECT 10uF 20%	50V
R766	1-249-393-11	CARBON 10 5%	1/4W	C263	1-119-824-11	ELECT 10uF 20%	50V
R781	1-249-389-11	CARBON 4.7 5%	1/4W	C264	1-163-235-11	CERAMIC CHIP 22PF 5%	50V (EXCEPT AEP)
		< RELAY >		C265	1-163-091-00	CERAMIC CHIP 8PF	50V (EXCEPT AEP)
RY651	1-515-920-11	RELAY (24V)		C266	1-165-319-11	CERAMIC CHIP 0.1uF	50V
RY652	1-515-920-11	RELAY (24V)		C267	1-163-239-11	CERAMIC CHIP 33PF 5%	50V
RY702	1-515-920-11	RELAY (24V)		C268	1-163-227-11	CERAMIC CHIP 10PF 0.5PF	50V
		< TERMINAL >		C269	1-165-319-11	CERAMIC CHIP 0.1uF	50V
TM701	1-694-935-11	TERMINAL BOARD (8P) (SPEAKERS, SURROUND/SURR BACK) (DA4ES/DA7ES)		C270	1-128-840-11	ELECT 47uF 20%	16V
TM701	1-694-935-21	TERMINAL BOARD (8P) (SPEAKERS, SURROUND/SURR BACK) (VA333ES)		C271	1-163-117-00	CERAMIC CHIP 100PF 5%	50V
		*****		C272	1-119-824-11	ELECT 10uF 20%	50V
A-4728-903-A		S-VIDEO BOARD, COMPLETE (AEP)		C274	1-119-824-11	ELECT 10uF 20%	50V
A-4728-938-A		S-VIDEO BOARD, COMPLETE (DA4ES/DA7ES)		C275	1-165-319-11	CERAMIC CHIP 0.1uF	50V
A-4728-965-A		S-VIDEO BOARD, COMPLETE (TW.KR)		C276	1-128-840-11	ELECT 47uF 20%	16V
		*****		C279	1-126-935-11	ELECT 470uF 20%	10V (EXCEPT AEP)
		< CAPACITOR >		C301	1-126-965-11	ELECT 22uF 20%	50V (EXCEPT AEP)
C128	1-165-319-11	CERAMIC CHIP 0.1uF	50V	C302	1-126-964-11	ELECT 10uF 20%	50V (EXCEPT AEP)
C217	1-163-021-11	CERAMIC CHIP 0.01uF 10%	50V	C303	1-126-964-11	ELECT 10uF 20%	50V (EXCEPT AEP)
C218	1-165-319-11	CERAMIC CHIP 0.1uF	50V	C2001	1-163-243-11	CERAMIC CHIP 47PF 5%	50V
C219	1-119-824-11	ELECT 10uF 20%	50V	C2002	1-163-243-11	CERAMIC CHIP 47PF 5%	50V
C220	1-165-319-11	CERAMIC CHIP 0.1uF	50V	C2004	1-165-319-11	CERAMIC CHIP 0.1uF	50V
C221	1-119-824-11	ELECT 10uF 20%	50V	C2006	1-163-021-11	CERAMIC CHIP 0.01uF 10%	50V
C222	1-163-243-11	CERAMIC CHIP 47PF 5%	50V	C2008	1-165-319-11	CERAMIC CHIP 0.1uF	50V
C223	1-163-243-11	CERAMIC CHIP 47PF 5%	50V	C2011	1-165-319-11	CERAMIC CHIP 0.1uF	50V
C224	1-165-319-11	CERAMIC CHIP 0.1uF	50V	C2012	1-165-319-11	CERAMIC CHIP 0.1uF	50V
C225	1-119-824-11	ELECT 10uF 20%	50V	C2013	1-165-319-11	CERAMIC CHIP 0.1uF	50V
C226	1-163-243-11	CERAMIC CHIP 47PF 5%	50V			< CONNECTOR >	
C227	1-163-243-11	CERAMIC CHIP 47PF 5%	50V	CNP201	1-770-594-21	CONNECTOR, BOARD TO BOARD 5P (AEP)	
C228	1-165-319-11	CERAMIC CHIP 0.1uF	50V	CNP202	1-784-774-11	CONNECTOR, FFC 13P	
				* CNP204	1-564-708-11	PIN, CONNECTOR (SMALL TYPE) 6P	

## STR-DA4ES/DA7ES/VA333ES

## S-VIDEO

Ref. No.	Part No.	Description	Remark	Ref. No.	Part No.	Description	Remark
CNP220	1-766-600-21	CONNECTOR, BOARD TO BOARD 7P	(EXCEPT AEP)	L201	1-500-425-11	FERRITE, EMI (SMD) (AEP)	
CNS201	1-784-774-11	CONNECTOR, FFC 13P		L202	1-216-296-11	SHORT CHIP 0	(EXCEPT AEP)
CNS203	1-568-826-11	CONNECTOR, FFC 7P (DA4ES/DA7ES)		L202	1-500-425-11	FERRITE, EMI (SMD) (AEP)	
		< TRIMMER >		L203	1-216-296-11	SHORT CHIP 0	(EXCEPT AEP)
CT203	1-141-442-91	CAP, CERAMIC TRIMMER 20PF (EXCEPT AEP)		L203	1-500-425-11	FERRITE, EMI (SMD) (AEP)	
CT204	1-141-442-91	CAP, CERAMIC TRIMMER 20PF		L204	1-216-296-11	SHORT CHIP 0	(EXCEPT AEP)
		< DIODE >		L204	1-500-425-11	FERRITE, EMI (SMD) (AEP)	
D201	8-719-801-78	DIODE 1SS184		L205	1-408-781-00	INDUCTOR 22uH	
D206	8-719-988-61	DIODE 1SS355TE-17				< TRANSISTOR >	
D220	8-719-988-61	DIODE 1SS355TE-17 (EXCEPT AEP)		Q202	8-729-230-49	TRANSISTOR 2SC2712-YG	
		< FERRITE BEAD >		Q203	8-729-230-49	TRANSISTOR 2SC2712-YG	
FB202	1-469-152-11	FERRITE, EMI (SMD) (AEP)		Q221	8-729-216-22	TRANSISTOR 2SA1162-G (EXCEPT AEP)	
		< IC >		Q222	8-729-027-43	TRANSISTOR DTC114EKA-T146 (EXCEPT AEP)	
IC202	8-759-536-24	IC NJM-2296M-TE2		Q223	8-729-230-49	TRANSISTOR 2SC2712-YG (EXCEPT AEP)	
IC203	6-700-050-01	IC NJM2596M(TE2)		Q224	8-729-216-22	TRANSISTOR 2SA1162-G (EXCEPT AEP)	
IC204	8-759-822-05	IC LA7213 (AEP)		Q225	8-729-230-49	TRANSISTOR 2SC2712-YG (EXCEPT AEP)	
IC205	8-759-822-05	IC LA7213 (AEP)				< RESISTOR >	
IC209	6-700-367-01	IC MB90089PF-G-238-BND		R212	1-216-022-00	METAL CHIP 75 5%	1/10W
IC210	8-759-682-76	IC BA7622F-E2-A		R213	1-216-022-00	METAL CHIP 75 5%	1/10W
		< JACK >		R214	1-216-022-00	METAL CHIP 75 5%	1/10W
J207	1-563-330-11	JACK (CTRL A1 II)		R215	1-216-022-00	METAL CHIP 75 5%	1/10W
		< CONNECTOR >		R216	1-216-022-00	METAL CHIP 75 5%	1/10W
J208	1-779-801-11	CONNECTOR (ROUND TYPE) (VIDEO 1)		R217	1-216-022-00	METAL CHIP 75 5%	1/10W
J209	1-779-801-11	CONNECTOR (ROUND TYPE) (VIDEO 2)		R218	1-216-022-00	METAL CHIP 75 5%	1/10W
J210	1-779-801-11	CONNECTOR (ROUND TYPE) (TV/SAT,DVD/LD)		R219	1-216-022-00	METAL CHIP 75 5%	1/10W
		< S TERMINAL >		R220	1-216-022-00	METAL CHIP 75 5%	1/10W
J211	1-779-800-11	TERMINAL, S (MONITOR)		R221	1-216-022-00	METAL CHIP 75 5%	1/10W
		< JUMPER RESISTOR >		R222	1-216-022-00	METAL CHIP 75 5%	1/10W
JR200	1-216-296-11	SHORT CHIP 0		R223	1-216-022-00	METAL CHIP 75 5%	1/10W
JR203	1-216-296-11	SHORT CHIP 0		R224	1-216-022-00	METAL CHIP 75 5%	1/10W
JR204	1-216-296-11	SHORT CHIP 0		R225	1-216-022-00	METAL CHIP 75 5%	1/10W
JR205	1-216-296-11	SHORT CHIP 0		R226	1-216-097-11	RES-CHIP 100K 5%	1/10W
JR206	1-216-296-11	SHORT CHIP 0		R227	1-216-097-11	RES-CHIP 100K 5%	1/10W
JR207	1-216-296-11	SHORT CHIP 0		R228	1-216-097-11	RES-CHIP 100K 5%	1/10W
JR208	1-216-296-11	SHORT CHIP 0		R229	1-216-097-11	RES-CHIP 100K 5%	1/10W
JR209	1-216-296-11	SHORT CHIP 0		R230	1-216-097-11	RES-CHIP 100K 5%	1/10W
JR210	1-216-296-11	SHORT CHIP 0		R231	1-216-001-00	METAL CHIP 10 5%	1/10W
JR211	1-216-296-11	SHORT CHIP 0		R232	1-216-001-00	METAL CHIP 10 5%	1/10W
JR212	1-216-296-11	SHORT CHIP 0		R233	1-216-001-00	METAL CHIP 10 5%	1/10W
		< JUMPER RESISTOR >		R235	1-216-105-11	RES-CHIP 220K 5%	1/10W (AEP)
JW1	1-216-295-11	SHORT CHIP 0	(VA333ES)	R236	1-216-105-11	RES-CHIP 220K 5%	1/10W (AEP)
JW2	1-216-295-11	SHORT CHIP 0	(VA333ES)	R237	1-216-037-00	METAL CHIP 330 5%	1/10W (AEP)
JW3	1-216-295-11	SHORT CHIP 0	(US,CND)	R238	1-216-037-00	METAL CHIP 330 5%	1/10W (AEP)
		< COIL >		R239	1-216-097-11	RES-CHIP 100K 5%	1/10W
L201	1-216-296-11	SHORT CHIP 0	(EXCEPT AEP)	R245	1-216-063-11	RES-CHIP 3.9K 5%	1/10W
				R246	1-216-089-11	RES-CHIP 47K 5%	1/10W
				R247	1-216-089-11	RES-CHIP 47K 5%	1/10W
				R248	1-216-051-00	METAL CHIP 1.2K 5%	1/10W
				R249	1-216-089-11	RES-CHIP 47K 5%	1/10W
				R250	1-216-089-11	RES-CHIP 47K 5%	1/10W
				R251	1-216-035-00	METAL CHIP 270 5%	1/10W (EXCEPT AEP)
				R252	1-216-065-11	RES-CHIP 4.7K 5%	1/10W

## STR-DA4ES/DA7ES/VA333ES

S-VIDEO

UP CONVERT

Ref. No.	Part No.	Description	Remark	Ref. No.	Part No.	Description	Remark
R254	1-216-097-11	RES-CHIP	100K 5% 1/10W	C3106	1-165-319-11	CERAMIC CHIP	0.1uF 50V (DA4ES/DA7ES)
R255	1-216-049-11	RES-CHIP	1K 5% 1/10W	C3107	1-163-021-11	CERAMIC CHIP	0.01uF 10% 50V (DA4ES/DA7ES)
R278	1-216-022-00	METAL CHIP	75 5% 1/10W	C3108	1-126-959-11	ELECT	0.47uF 20% 50V (DA4ES/DA7ES)
R279	1-216-022-00	METAL CHIP	75 5% 1/10W	C3109	1-163-021-11	CERAMIC CHIP	0.01uF 10% 50V (DA4ES/DA7ES)
R290	1-216-097-11	RES-CHIP	100K 5% 1/10W	C3110	1-163-021-11	CERAMIC CHIP	0.01uF 10% 50V (DA4ES/DA7ES)
R296	1-216-295-11	SHORT CHIP	0	C3111	1-163-021-11	CERAMIC CHIP	0.01uF 10% 50V (DA4ES/DA7ES)
R297	1-216-295-11	SHORT CHIP	0	C3112	1-163-257-11	CERAMIC CHIP	180PF 5% 50V (DA4ES/DA7ES)
R298	1-216-295-11	SHORT CHIP	0	C3113	1-163-021-11	CERAMIC CHIP	0.01uF 10% 50V (DA4ES/DA7ES)
R299	1-216-295-11	SHORT CHIP	0	C3114	1-163-021-11	CERAMIC CHIP	0.01uF 10% 50V (DA4ES/DA7ES)
R2220	1-249-393-11	CARBON	10 5% 1/4W (TW,KR)	C3115	1-163-021-11	CERAMIC CHIP	0.01uF 10% 50V (DA4ES/DA7ES)
R2221	1-216-073-00	RES-CHIP	10K 5% 1/10W (EXCEPT AEP)	C3116	1-165-319-11	CERAMIC CHIP	0.1uF 50V (DA4ES/DA7ES)
R2222	1-216-057-00	METAL CHIP	2.2K 5% 1/10W (EXCEPT AEP)	C3117	1-104-665-11	ELECT	100uF 20% 10V (DA4ES/DA7ES)
R2224	1-216-057-00	METAL CHIP	2.2K 5% 1/10W (EXCEPT AEP)	C3118	1-163-235-11	CERAMIC CHIP	22PF 5% 50V (DA4ES/DA7ES)
R2225	1-216-053-00	METAL CHIP	1.5K 5% 1/10W (EXCEPT AEP)	C3119	1-163-229-11	CERAMIC CHIP	12PF 5% 50V (DA4ES/DA7ES)
R2226	1-216-073-00	RES-CHIP	10K 5% 1/10W (EXCEPT AEP)	C3120	1-126-947-11	ELECT	47uF 20% 10V (DA4ES/DA7ES)
R2227	1-216-073-00	RES-CHIP	10K 5% 1/10W (EXCEPT AEP)	C3121	1-165-319-11	CERAMIC CHIP	0.1uF 50V (DA4ES/DA7ES)
R2228	1-216-049-11	RES-CHIP	1K 5% 1/10W (EXCEPT AEP)	C3123	1-104-665-11	ELECT	100uF 20% 10V (DA4ES/DA7ES)
R2229	1-216-049-11	RES-CHIP	1K 5% 1/10W (EXCEPT AEP)	C3124	1-163-235-11	CERAMIC CHIP	22PF 5% 50V (DA4ES/DA7ES)
R2230	1-216-033-00	METAL CHIP	220 5% 1/10W (EXCEPT AEP)	C3125	1-163-229-11	CERAMIC CHIP	12PF 5% 50V (DA4ES/DA7ES)
R2231	1-216-053-00	METAL CHIP	1.5K 5% 1/10W (EXCEPT AEP)	C3126	1-130-495-00	MYLAR	0.1uF 5% 50V (DA4ES/DA7ES)
R2232	1-216-295-11	SHORT CHIP	0 (EXCEPT AEP)	C3127	1-163-245-11	CERAMIC CHIP	56PF 5% 50V (DA4ES/DA7ES)
		< RELAY >		C3128	1-126-961-11	ELECT	2.2uF 20% 50V (DA4ES/DA7ES)
RY220	1-515-622-11	RELAY (EXCEPT AEP)		C3129	1-163-021-11	CERAMIC CHIP	0.01uF 10% 50V (DA4ES/DA7ES)
		< CONNECTOR >		C3130	1-126-963-11	ELECT	4.7uF 20% 50V (DA4ES/DA7ES)
TP201	1-784-921-11	PIN, CONNECTOR 4P		C3131	1-163-021-11	CERAMIC CHIP	0.01uF 10% 50V (DA4ES/DA7ES)
		< VIBRATOR >		C3132	1-163-131-00	CERAMIC CHIP	390PF 5% 50V (DA4ES/DA7ES)
X202	1-781-821-21	VIBRATOR, CRYSTAL (14.3MHz) (EXCEPT AEP)		C3133	1-163-135-00	CERAMIC CHIP	560PF 5% 50V (DA4ES/DA7ES)
		*****		C3134	1-126-960-11	ELECT	1uF 20% 50V (DA4ES/DA7ES)
	A-4728-955-A	UP CONVERT BOARD, COMPLETE (DA4ES/DA7ES)		C3135	1-163-231-11	CERAMIC CHIP	15PF 5% 50V (DA4ES/DA7ES)
		*****		C3136	1-165-319-11	CERAMIC CHIP	0.1uF 50V (DA4ES/DA7ES)
		< CAPACITOR >		C3137	1-165-319-11	CERAMIC CHIP	0.1uF 50V (DA4ES/DA7ES)
C3100	1-163-235-11	CERAMIC CHIP	22PF 5% 50V (DA4ES/DA7ES)				
C3101	1-163-229-11	CERAMIC CHIP	12PF 5% 50V (DA4ES/DA7ES)				
C3102	1-126-947-11	ELECT	47uF 20% 10V (DA4ES/DA7ES)				
C3103	1-165-319-11	CERAMIC CHIP	0.1uF 50V (DA4ES/DA7ES)				
C3104	1-126-947-11	ELECT	47uF 20% 10V (DA4ES/DA7ES)				
C3105	1-104-665-11	ELECT	100uF 20% 10V (DA4ES/DA7ES)				

## STR-DA4ES/DA7ES/VA333ES

## UP CONVERT

Ref. No.	Part No.	Description	Remark	Ref. No.	Part No.	Description	Remark
C3138	1-126-947-11	ELECT	47uF 20% 10V (DA4ES/DA7ES)	R3107	1-216-075-00	METAL CHIP	12K 5% 1/10W (DA4ES/DA7ES)
		< CONNECTOR >		R3108	1-216-043-11	RES-CHIP	560 5% 1/10W (DA4ES/DA7ES)
CN3101	1-766-724-11	CONNECTOR, BOARD TO BOARD 7P	(DA4ES/DA7ES)	R3110	1-216-047-11	RES-CHIP	820 5% 1/10W (DA4ES/DA7ES)
		< FERRITE BEAD >		R3111	1-216-047-11	RES-CHIP	820 5% 1/10W (DA4ES/DA7ES)
FB3101	1-469-152-11	FERRITE, EMI (SMD)	(DA4ES/DA7ES)	R3112	1-216-043-11	RES-CHIP	560 5% 1/10W (DA4ES/DA7ES)
FB3102	1-469-152-11	FERRITE, EMI (SMD)	(DA4ES/DA7ES)	R3113	1-216-051-00	METAL CHIP	1.2K 5% 1/10W (DA4ES/DA7ES)
FB3103	1-469-152-11	FERRITE, EMI (SMD)	(DA4ES/DA7ES)	R3114	1-216-069-00	METAL CHIP	6.8K 5% 1/10W (DA4ES/DA7ES)
		< IC >		R3115	1-216-043-11	RES-CHIP	560 5% 1/10W (DA4ES/DA7ES)
IC3100	8-759-678-99	IC TC90A45F	(DA4ES/DA7ES)	R3116	1-216-051-00	METAL CHIP	1.2K 5% 1/10W (DA4ES/DA7ES)
IC3101	8-759-826-19	IC MM1093NF	(DA4ES/DA7ES)	R3117	1-216-047-11	RES-CHIP	820 5% 1/10W (DA4ES/DA7ES)
		< JUMPER RESISTOR >		R3118	1-216-025-11	RES-CHIP	100 5% 1/10W (DA4ES/DA7ES)
JW3121	1-216-295-11	SHORT CHIP	0 (DA4ES/DA7ES)	R3120	1-216-075-00	METAL CHIP	12K 5% 1/10W (DA4ES/DA7ES)
JW3122	1-216-295-11	SHORT CHIP	0 (DA4ES/DA7ES)	R3121	1-216-043-11	RES-CHIP	560 5% 1/10W (DA4ES/DA7ES)
JW3123	1-216-295-11	SHORT CHIP	0 (DA4ES/DA7ES)	R3122	1-260-354-71	CARBON	150 5% 1/2W (DA4ES/DA7ES)
		< COIL >		R3123	1-216-047-11	RES-CHIP	820 5% 1/10W (DA4ES/DA7ES)
L3100	1-412-064-11	INDUCTOR	100uH (DA4ES/DA7ES)	R3124	1-216-043-11	RES-CHIP	560 5% 1/10W (DA4ES/DA7ES)
L3101	1-412-011-31	INDUCTOR	27uH (DA4ES/DA7ES)	R3125	1-216-051-00	METAL CHIP	1.2K 5% 1/10W (DA4ES/DA7ES)
L3102	1-412-064-11	INDUCTOR	100uH (DA4ES/DA7ES)	R3126	1-216-069-00	METAL CHIP	6.8K 5% 1/10W (DA4ES/DA7ES)
L3103	1-412-011-31	INDUCTOR	27uH (DA4ES/DA7ES)	R3127	1-216-043-11	RES-CHIP	560 5% 1/10W (DA4ES/DA7ES)
L3104	1-412-011-31	INDUCTOR	27uH (DA4ES/DA7ES)	R3128	1-216-051-00	METAL CHIP	1.2K 5% 1/10W (DA4ES/DA7ES)
L3105	1-414-194-11	INDUCTOR	33uH (DA4ES/DA7ES)	R3129	1-216-047-11	RES-CHIP	820 5% 1/10W (DA4ES/DA7ES)
		< TRANSISTOR >		R3130	1-216-025-11	RES-CHIP	100 5% 1/10W (DA4ES/DA7ES)
Q3100	8-729-230-49	TRANSISTOR	2SC2712-YG (DA4ES/DA7ES)	R3131	1-216-039-00	METAL CHIP	390 5% 1/10W (DA4ES/DA7ES)
Q3101	8-729-230-49	TRANSISTOR	2SC2712-YG (DA4ES/DA7ES)	R3132	1-216-075-00	METAL CHIP	12K 5% 1/10W (DA4ES/DA7ES)
Q3102	8-729-216-22	TRANSISTOR	2SA1162-G (DA4ES/DA7ES)	R3133	1-216-043-11	RES-CHIP	560 5% 1/10W (DA4ES/DA7ES)
Q3103	8-729-230-49	TRANSISTOR	2SC2712-YG (DA4ES/DA7ES)	R3134	1-260-354-71	CARBON	150 5% 1/2W (DA4ES/DA7ES)
Q3104	8-729-230-49	TRANSISTOR	2SC2712-YG (DA4ES/DA7ES)	R3136	1-216-073-00	RES-CHIP	10K 5% 1/10W (DA4ES/DA7ES)
Q3105	8-729-230-49	TRANSISTOR	2SC2712-YG (DA4ES/DA7ES)	R3137	1-216-073-00	RES-CHIP	10K 5% 1/10W (DA4ES/DA7ES)
Q3106	8-729-216-22	TRANSISTOR	2SA1162-G (DA4ES/DA7ES)	R3138	1-216-067-00	METAL CHIP	5.6K 5% 1/10W (DA4ES/DA7ES)
Q3107	8-729-216-22	TRANSISTOR	2SA1162-G (DA4ES/DA7ES)	R3139	1-216-077-11	RES-CHIP	15K 5% 1/10W (DA4ES/DA7ES)
Q3108	8-729-230-49	TRANSISTOR	2SC2712-YG (DA4ES/DA7ES)	R3140	1-216-121-11	RES-CHIP	1M 5% 1/10W (DA4ES/DA7ES)
Q3109	8-729-230-49	TRANSISTOR	2SC2712-YG (DA4ES/DA7ES)				
Q3110	8-729-230-49	TRANSISTOR	2SC2712-YG (DA4ES/DA7ES)				
Q3111	8-729-216-22	TRANSISTOR	2SA1162-G (DA4ES/DA7ES)				
Q3112	8-729-216-22	TRANSISTOR	2SA1162-G (DA4ES/DA7ES)				
		< RESISTOR >					
R3101	1-216-051-00	METAL CHIP	1.2K 5% 1/10W (DA4ES/DA7ES)				
R3102	1-216-069-00	METAL CHIP	6.8K 5% 1/10W (DA4ES/DA7ES)				
R3103	1-216-043-11	RES-CHIP	560 5% 1/10W (DA4ES/DA7ES)				
R3104	1-216-051-00	METAL CHIP	1.2K 5% 1/10W (DA4ES/DA7ES)				
R3105	1-216-047-11	RES-CHIP	820 5% 1/10W (DA4ES/DA7ES)				
R3106	1-216-047-11	RES-CHIP	820 5% 1/10W (DA4ES/DA7ES)				



STR-DA4ES/DA7ES/VA333ES

UP CONVERT VIDEO3 VOLUME 4/8

Ref. No.	Part No.	Description	Remark
R3141	1-216-039-00	METAL CHIP	390 5% 1/10W (DA4ES/DA7ES)
R3142	1-216-022-00	METAL CHIP	75 5% 1/10W (DA4ES/DA7ES)
R3143	1-216-022-00	METAL CHIP	75 5% 1/10W (DA4ES/DA7ES)
R3144	1-216-049-11	RES-CHIP	1K 5% 1/10W (DA4ES/DA7ES)
R3145	1-216-045-00	METAL CHIP	680 5% 1/10W (DA4ES/DA7ES)
R3146	1-216-035-00	METAL CHIP	270 5% 1/10W (DA4ES/DA7ES)
< VIBRATOR >			
X3100	1-781-342-21	OSCILLATOR, CRYSTAL (3.5795MHz)	(DA4ES/DA7ES)
*****			
	1-685-490-11	VIDEO3 BOARD	*****
< CAPACITOR >			
C113	1-163-009-11	CERAMIC CHIP	0.001uF 10% 50V
C114	1-163-009-11	CERAMIC CHIP	0.001uF 10% 50V
C115	1-163-009-11	CERAMIC CHIP	0.001uF 10% 50V
C117	1-165-319-11	CERAMIC CHIP	0.1uF 50V
< CONNECTOR >			
* GNP107	1-564-711-11	PIN, CONNECTOR (SMALL TYPE) 9P	
< JACK >			
J102	1-764-190-21	JACK, PIN 3P (VIDEO 3 INPUT)	
< JUMPER RESISTOR >			
JR101	1-216-295-11	SHORT CHIP	0
< RESISTOR >			
R168	1-216-022-00	METAL CHIP	75 5% 1/10W
R169	1-216-022-00	METAL CHIP	75 5% 1/10W
R170	1-216-022-00	METAL CHIP	75 5% 1/10W
R171	1-216-049-11	RES-CHIP	1K 5% 1/10W
R172	1-216-049-11	RES-CHIP	1K 5% 1/10W
R173	1-216-097-11	RES-CHIP	100K 5% 1/10W
R174	1-216-097-11	RES-CHIP	100K 5% 1/10W
*****			
	1-685-489-11	VOLUME BOARD	*****
< CONNECTOR >			
CNP105	1-779-978-11	PIN, CONNECTOR 3P	
< ROTARY ENCODER >			
RV103	1-477-382-11	ENCODER, ROTARY (MASTER VOLUME)	
*****			

Ref. No.	Part No.	Description	Remark
	1-685-494-11	4/8 BOARD	*****
< CONNECTOR >			
* CNP903	1-564-607-11	PIN, CONNECTOR (3.96mm PITCH) 6P	
< SWITCH >			
S902	1-771-876-11	SWITCH, POWER (IMPEDANCE SELECTOR)	
*****			
MISCELLANEOUS			
*****			
115	1-773-162-11	WIRE (FLAT TYPE) (21 CORE)	
116	1-773-021-11	WIRE (FLAT TYPE) (15 CORE)	
157	1-773-021-11	WIRE (FLAT TYPE) (15 CORE)	
△ 160	1-769-079-22	CORD, POWER (KR)	
162	1-823-582-11	WIRE (FLAT TYPE) (15 CORE)	
164	1-769-971-11	WIRE (FLAT TYPE) (13 CORE)	
166	1-769-969-11	WIRE (FLAT TYPE) (13 CORE)	
167	1-769-975-11	WIRE (FLAT TYPE) (13 CORE)	
169	1-769-879-11	WIRE (FLAT TYPE) (7 CORE) (DA4ES/DA7ES)	
201	1-769-971-11	WIRE (FLAT TYPE) (13 CORE)	
256	1-469-241-11	CORE, FERRITE (RFC-8 BK)	
△ F801	1-533-312-11	FUSE, GLASS CYLINDRICAL (DIA.5)	(10A/125V)
△ F802	1-533-312-11	FUSE, GLASS CYLINDRICAL (DIA.5)	(10A/125V)
△ F805	1-532-464-51	FUSE, TIME-LAG (T2.5AL/250V) (VA333ES)	
△ F805	1-533-419-11	FUSE, GLASS CYLINDRICAL (DIA.5)	(4A/125V) (DA4ES/DA7ES)
△ F806	1-532-464-51	FUSE, TIME-LAG (T2.5AL/250V) (VA333ES)	
△ F806	1-533-419-11	FUSE, GLASS CYLINDRICAL (DIA.5)	(4A/125V) (DA4ES/DA7ES)
△ F901	1-532-325-00	FUSE, TIME-LAG (T6.3AL/250V) (AEP,KR)	
△ F901	1-576-379-11	FUSE, GLASS CYLINDRICAL (DIA.5)	(15A/250V) (US,CND,TW)
△ F902	1-532-464-51	FUSE, TIME-LAG (T2.5AL/250V) (AEP)	
IC502	8-749-014-72	IC SAP15N	
IC503	8-749-014-73	IC SAP15P	
IC552	8-749-014-72	IC SAP15N	
IC553	8-749-014-73	IC SAP15P	
IC602	8-749-014-72	IC SAP15N	
IC603	8-749-014-73	IC SAP15P	
IC652	8-749-014-72	IC SAP15N	
IC653	8-749-014-73	IC SAP15P	
IC654	8-749-014-72	IC SAP15N	
IC655	8-749-014-73	IC SAP15P	
IC702	8-749-014-72	IC SAP15N	
IC703	8-749-014-73	IC SAP15P	
IC752	8-749-014-72	IC SAP15N	
IC753	8-749-014-73	IC SAP15P	
△ T901	1-437-270-11	TRANSFORMER, POWER (US)	
△ T901	1-437-271-11	TRANSFORMER, POWER (DA4ES:CND)	
△ T901	1-437-272-11	TRANSFORMER, POWER (TW)	
△ T901	1-437-274-11	TRANSFORMER, POWER (AEP,KR)	
△ T901	1-437-872-11	TRANSFORMER, POWER (DA7ES:CND)	
TU301	1-693-539-21	TUNER PACK (FM/AM) (DA4ES/DA7ES)	

The components identified by mark △ or dotted line with mark △ are critical for safety. Replace only with part number specified.	Les composants identifiés par une marque △ sont critiques pour la sécurité. Ne les remplacer que par une pièce portant le numéro spécifié.
--	--

## STR-DA4ES/DA7ES/VA333ES

Ref. No.	Part No.	Description	Remark	Ref. No.	Part No.	Description	Remark
TU301	1-693-540-21	TUNER PACK (FM/AM) (VA333ES)		4-241-676-31	MANUAL, INSTRUCTION (RUSSIAN) (AEP)		
*****							
ACCESSORIES							
*****							
△	1-476-351-12	ADAPTOR, AC (AC-96NP) (for RM-TP1)	(DA7ES)	4-241-679-11	MANUAL, INSTRUCTION (GREEK) (AEP)		
	1-476-644-21	COMMANDER, STANDARD (RM-US105A)	(DA7ES)	4-241-679-21	MANUAL, INSTRUCTION (HUNGARIAN,CZECH)		(AEP)
	1-477-333-11	REMOTE COMMANDER (RM-LP211)	(DA4ES/VA333ES)	4-241-679-31	MANUAL, INSTRUCTION (TURKISH) (AEP)		
	1-477-431-11	COMMANDER, STANDARD (RM-TP1) (DA7ES)		4-241-679-41	MANUAL, INSTRUCTION (SLOVAKIAN) (AEP)		
	1-501-374-11	ANTENNA, LOOP (AM)		4-241-687-11	MANUAL, INSTRUCTION (GREEK) (AEP)		
	1-501-594-13	ANTENNA (FM) (AEP,TW)		4-241-687-21	MANUAL, INSTRUCTION (HUNGARIAN,CZECH)		(AEP)
△	1-551-631-22	CORD, POWER (AEP)		4-241-687-31	MANUAL, INSTRUCTION (TURKISH) (AEP)		
△	1-757-130-11	CORD, POWER (TW)		4-241-687-41	MANUAL, INSTRUCTION (SLOVAKIAN) (AEP)		
	1-777-172-11	CORD, CONNECTION (CONTROL S)	(DA4ES/DA7ES)				
	1-777-560-11	CORD, CONNECTION (AUDIO/VIDEO/CONTROLS)	(DA4ES/DA7ES)				
	1-793-184-21	CONNECTOR (F TYPE ADAPTOR) (FM ANTENNA)	(DA4ES/DA7ES/VA333ES:KR)				
△	1-816-267-11	CHARGER, BATTERY (for RM-TP1) (DA7ES)					
	1-823-512-11	CORD, POWER (DA4ES/DA7ES)					
	3-179-022-31	COVER, DUSTER					
	4-228-696-01	COVER, BATTERY (for RM-US105A) (DA7ES)					
	4-239-573-01	COVER, BATTERY (for RM-TP1) (DA7ES)					
	4-241-478-01	COVER, BATTERY (for RM-LP211)	(DA4ES/VA333ES)				
	4-241-666-11	MANUAL, INSTRUCTION (ENGLISH)	(DA4ES/DA7ES)				
	4-241-666-21	MANUAL, INSTRUCTION (FRENCH) (CND)					
	4-241-667-11	MANUAL, INSTRUCTION (ENGLISH) (AEP,TW)					
	4-241-667-21	MANUAL, INSTRUCTION (FRENCH,SPANISH, GERMAN,DUTCH) (AEP)					
	4-241-667-31	MANUAL, INSTRUCTION (SWEDISH,ITALIAN, PORTUGUESE) (AEP)					
	4-241-667-41	MANUAL, INSTRUCTION (TRADITIONAL CHINESE)	(TW)				
	4-241-667-51	MANUAL, INSTRUCTION (KOREAN) (KR)					
	4-241-668-11	MANUAL, INSTRUCTION (PORTUGUESE) (AEP)					
	4-241-668-21	MANUAL, INSTRUCTION (DANISH,FINNISH)	(AEP)				
	4-241-668-31	MANUAL, INSTRUCTION (RUSSIAN) (AEP)					
	4-241-675-11	MANUAL, INSTRUCTION (ENGLISH) (DA4ES/ VA333ES:AEP,TW)					
	4-241-675-21	MANUAL, INSTRUCTION (FRENCH)	(DA4ES:CND/VA333ES:AEP)				
	4-241-675-31	MANUAL, INSTRUCTION (SPANISH) (AEP)					
	4-241-675-41	MANUAL, INSTRUCTION (GERMAN,DUTCH, SWEDISH) (AEP)					
	4-241-675-51	MANUAL, INSTRUCTION (ITALIAN, PORTUGUESE) (AEP)					
	4-241-675-61	MANUAL, INSTRUCTION (TRADITIONAL CHINESE)	(TW)				
	4-241-675-71	MANUAL, INSTRUCTION (KOREAN) (KR)					
	4-241-676-11	MANUAL, INSTRUCTION (PORTUGUESE) (AEP)					
	4-241-676-21	MANUAL, INSTRUCTION (DANISH,FINNISH)	(AEP)				

The components identified by mark △ or dotted line with mark △ are critical for safety. Replace only with part number specified.

Les composants identifiés par une marque △ sont critiques pour la sécurité. Ne les remplacer que par une pièce portant le numéro spécifié.