

STR-AV970X/AV1070X

SERVICE MANUAL

US Model
Canadian Model

STR-AV970X/AV1070X

E Model

STR-AV1070X




Photo : AV970X




Photo : AV1070X

SPECIFICATIONS

Audio Power Specifications

POWER OUTPUT AND TOTAL HARMONIC DISTORTION

With 8-ohm load, both channels driven, from 20 - 20,000 Hz, rated 120 watts (STR-AV1070X) or 100 watts (STR-AV970X) per channel minimum RMS power, with no more than 0.015% (STR-AV1070X) or 0.03% (STR-AV970X) total harmonic distortion from 250 milliwatts to rated output.

Other Specifications

Amplifier section

		STR-AV1070X	STR-AV970X
Dynamic power output	8 ohms, at 1 kHz IHF	195 + 195 watts	140 + 140 watts
	4 ohms, at 1 kHz IHF	250 + 250 watts	190 + 190 watts
Harmonic distortion at rated output		Less than 0.015%	Less than 0.03%
Intermodulation (IM) distortion at rated output		Less than 0.015%	Less than 0.03%
Power output of center amplifier (STR-AV1070X only)		30 watts (15 + 15 watts, 8 ohms at 1kHz)	
Power output of surround(REAR)/DRLC amplifier (8 ohms, at 1kHz)		15 + 15 watts	
Frequency response	PHONO	RIAA equalization curve ± 0.5 dB	
	CD, DAT, TAPE 1,2, VIDEO 1,2,3*	10 Hz — 70 kHz ± 0 dB	

Residual noise	Less than 70 μ V	
Damping factor (8 ohms, at 1kHz)	50	
Input sensitivity/impedance	PHONO MM	2.5 mV, 50 kilohms
	DAT, CD, VIDEO 1,2,3* TAPE 1,2	150 mV 50 kilohms
S/N	PHONO MM	87 dB 79 dB** (A, 2.5mV)
	DAT, CD, VIDEO 1,2,3* TAPE 1,3	105 dB 85 dB** (A, 150mV)
Output	DAT OUT, TAPE OUT 1,2, VIDEO 1	150 mV 10 kilohms
	SPEAKERS	Accepts speakers of 8-16 ohms
	HEADPHONES	Accepts headphones of high and low impedance
	CENTER OUT, REAR OUT	2.5 V, 1kilohm
	PRE OUT	1 V, 1Kilohm
MUTING	-20dB	
DBFB	+10 dB (70 Hz)	
Graphic Equalizer	7-band ± 10 dB at 63Hz, 160 Hz, 400Hz, 1kHz, 2.5 kHz, 6.3 kHz and 16 kHz	

*STR-AV1070X only
** 78IHF

— Continued on page 2 —

FM STEREO / FM-AM RECEIVER
SONY®



FM tuner section

Frequency range	87.5 — 108.0 MHz	
Antenna terminals	300 ohms, balanced 75 ohms, unbalanced	
Sensitivity at 50 dB	18.3 dBf, 4.5 μ V (mono) 38.3 dBf, 45 μ V (stereo)	
Usable sensitivity	11.2 dBf, 2 μ V (IHF)	
S/N	Mono	80 dB
	Stereo	74 dB
Harmonic distortion at 1 kHz	Mono	0.3 %
	Stereo	0.5 %
IM distortion	Mono	0.3 %
	Stereo	0.5 %
Separation	45 dB at 1 kHz	
Frequency response	30 Hz — 15 kHz $^{+0}_{-2}$ dB	
Selectivity	60 dB at 400 kHz	
Capture ratio	1.2 dB	
AM suppression ratio	54 dB	
Image response ratio	70 dB	
IF response ratio	70 dB	
Spurious response ratio	80 dB	
RF intermodulation at 800 kHz	60 dB	
Auto tuning threshold	Low	30 dBf
	High	50 dBf

AM tuner section

Frequency range	530 — 1710 kHz (with 10 kHz interval) 531 — 1710 kHz (with 9 kHz interval)	
Antenna	Loop antenna	
Usable sensitivity	50 dB/m (at 1,000 kHz or 999 kHz)	
S/N	54 dB (at 50 mV/m)	
Harmonic distortion	0.5% (50 mV/m, 400 Hz)	
Selectivity	35 dB (9 kHz), 40 dB (10 kHz)	
Auto tuning threshold	55 dB/m	

Video section

	STR-AV1070X	STR-AV970X
Inputs	VIDEO 1,2,3: 1 Vp-p 75 ohms	VIDEO 1,2: 1 Vp-p 75 ohms
Outputs	VIDEO 1, MONITOR: 1 Vp-p 75 ohms	

General

		STR-AV1070X	STR-AV970X
System	Tuner section	PLL quartz-locked digital synthesizer system	
	Preamplifier section	Low-noise NF type equalizer	
	Power amplifier section	Pure-complimentary SEPP	
Power requirements	120 V AC, 60 Hz		
Power consumption	USA model: 265 watts Canada model: 565 VA	USA model: 220 watts Canada model: 450 VA	
AC outlets	Two switched, total 120 watts		
Dimensions	430 x 147.5 x 350 mm (17 x 5 13/16 x 14 1/8 inches)		
Weight	12.5 kg (27 lb 9 oz)	10 kg (22 lb 1 oz)	

Supplied accessories

- FM wire antenna (1)
- AM loop antenna (1)
- Remote commander (1)
 - RM-P311 (STR-AV1070X)
 - RM-U211 (STR-AV970X)
- Sony Batteries SUM-3(NS) (2)

Design and specifications subject to change without notice.

SAFETY-RELATED COMPONENT WARNING!!

COMPONENTS IDENTIFIED BY MARK \triangle OR DOTTED LINE WITH MARK \triangle ON THE SCHEMATIC DIAGRAMS AND IN THE PARTS LIST ARE CRITICAL TO SAFE OPERATION. REPLACE THESE COMPONENTS WITH SONY PARTS WHOSE PART NUMBERS APPEAR AS SHOWN IN THIS MANUAL OR IN SUPPLEMENTS PUBLISHED BY SONY.

ATTENTION AU COMPOSANT AYANT RAPPORT À LA SÉCURITÉ!

LES COMPOSANTS IDENTIFIÉS PAR UNE MARQUE \triangle SUR LES DIAGRAMMES SCHÉMATIQUES ET LA LISTE DES PIÈCES SONT CRITIQUES POUR LA SÉCURITÉ DE FONCTIONNEMENT. NE REMPLACER CES COMPOSANTS QUE PAR DES PIÈCES SONY DONT LES NUMÉROS SONT DONNÉS DANS CE MANUEL OU DANS LES SUPPLÉMENTS PUBLIÉS PAR SONY.

SAFETY CHECK-OUT (US Model)

After correcting the original service problem, perform the following safety check before releasing the set to the customer:

Check the antenna terminals, metal trim, "metallized" knobs, screws, and all other exposed metal parts for AC leakage. Check leakage as described below.

LEAKAGE TEST

The AC leakage from any exposed metal part to earth ground and from all exposed metal parts to any exposed metal part having a return to chassis, must not exceed 0.5 mA (500 microampers). Leakage current can be measured by any one of three methods.

1. A commercial leakage tester, such as the Simpson 229 or RCA WT-540A. Follow the manufacturers' instructions to use these instruments.
2. A battery-operated AC milliammeter. The Data Precision 245 digital multimeter is suitable for this job.
3. Measuring the voltage drop across a resistor by means of a VOM or battery-operated AC voltmeter. The "limit" indication is 0.75 V, so analog meters must have an accurate low-voltage scale. The Simpson 250 and Sanwa SH-63Trd are examples of a passive VOM that is suitable. Nearly all battery operated digital multimeters that have a 2 V AC range are suitable. (See Fig. A)

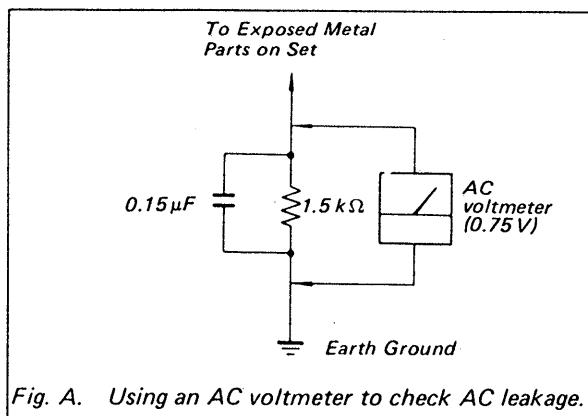


Fig. A. Using an AC voltmeter to check AC leakage.

TABLE OF CONTENTS

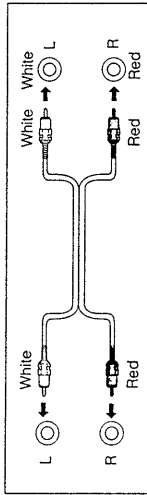
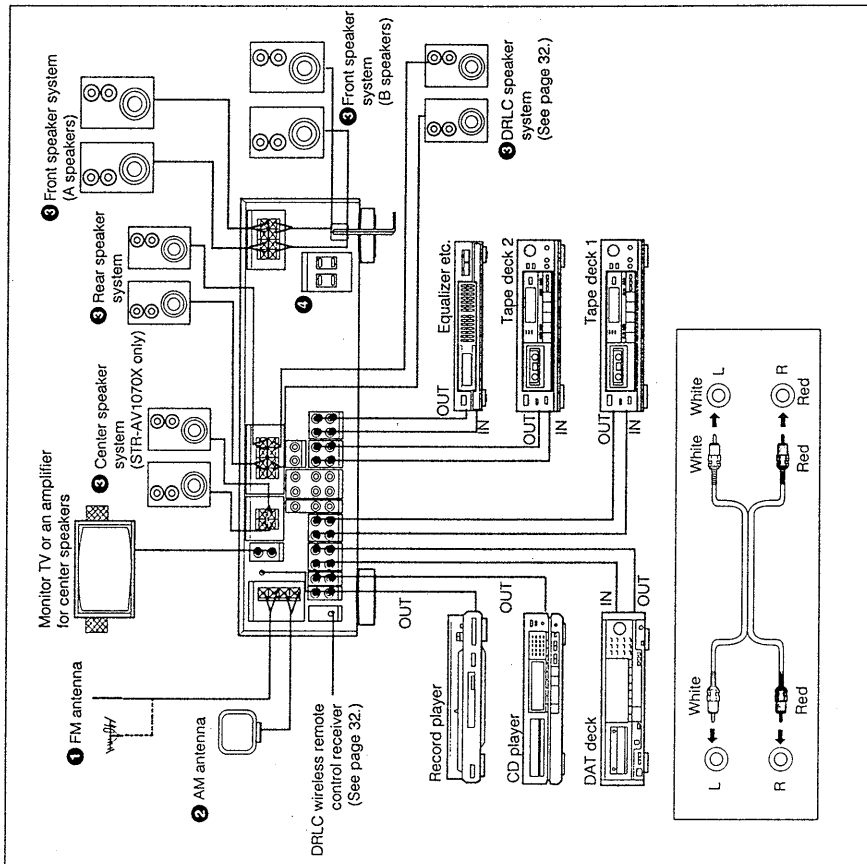
Section	Title	Page
1. GENERAL		
1-1.	Connections.....	4
1-2.	Parts Identification.....	5
2. ELECTRICAL ADJUSTMENTS		7
3. DIAGRAMS		
3-1.	Circuit Boards Location.....	10
3-2.	Printed Wiring Boards -Main Section-	12
3-3.	Schematic Diagrams -Main Section-	17
	Schematic Diagrams -Sorround Section-	23
	Schematic Diagrams -Display Section-	27
4. EXPLODED VIEWS		
4-1.	Front Panel Section.....	33
4-2.	Chassis Section.....	34
5. ELECTRICAL PARTS LIST		36

1-1. CONNECTIONS

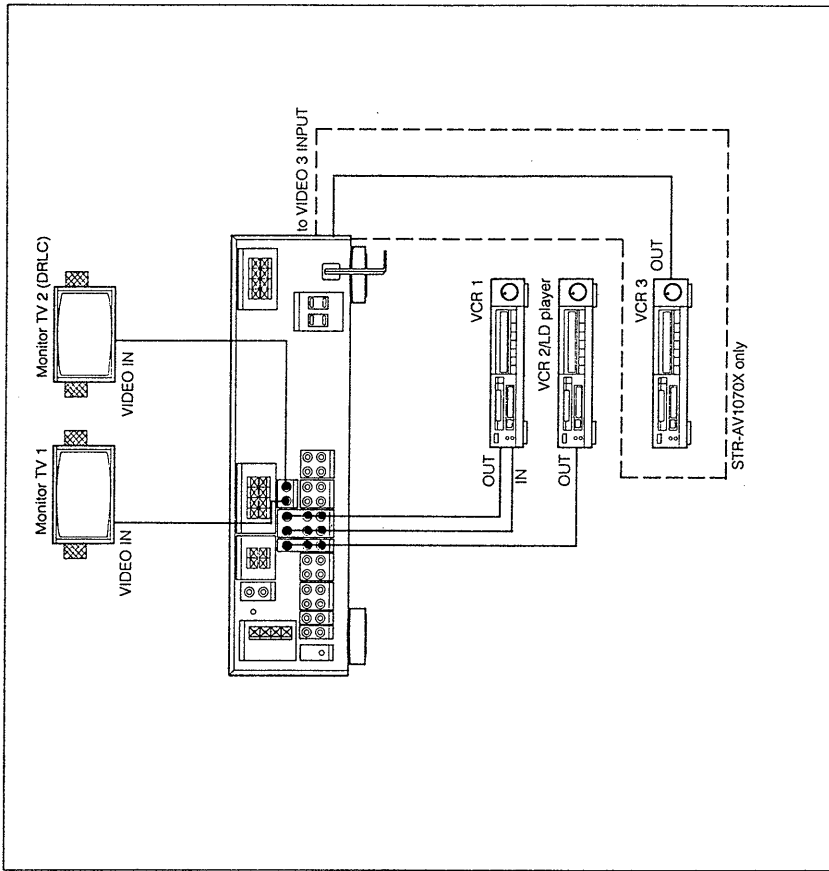
Notes on Connections

- Do not connect the power cord to an AC outlet nor press the POWER switch before accomplishing all other connections.
- The cable connectors should be fully inserted into the jacks. Loose connection may cause hum and noise.
- Jacks and plugs of the connecting cord are color-coded as follows:
 Red jacks and plugs: For the right channel of audio signals
 White jacks and plugs: For the left channel of audio signals
 Yellow jacks and plugs: For video signals

Connecting Audio Equipment



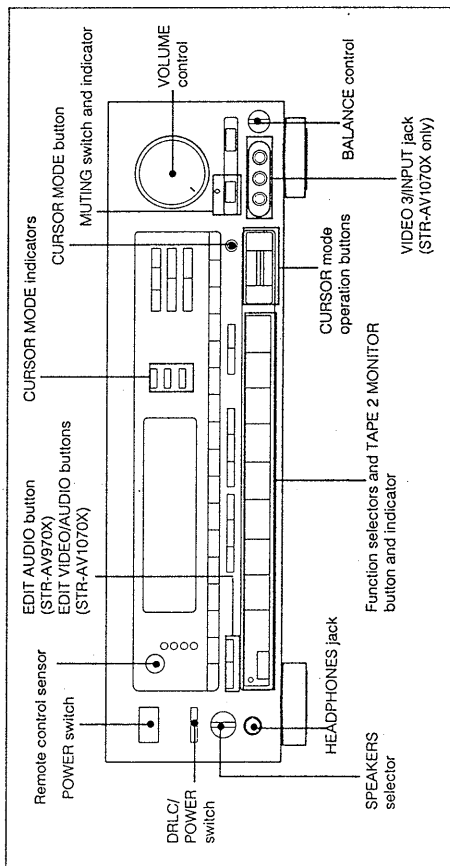
Connecting Video Equipment



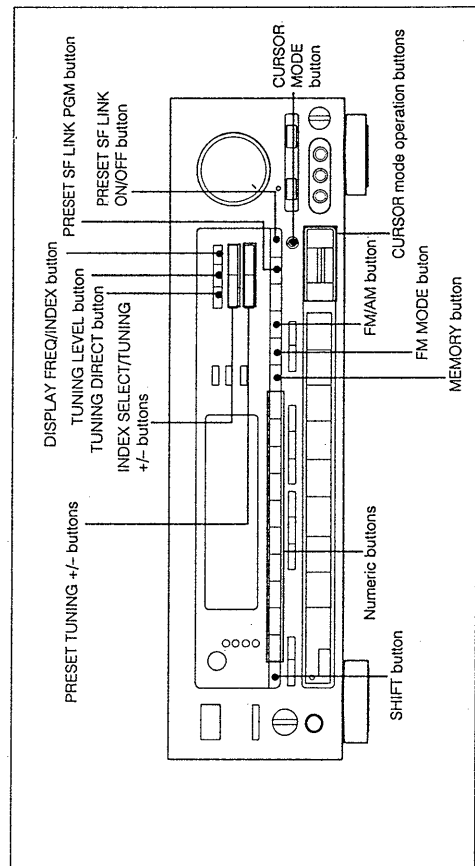
1-2. PARTS IDENTIFICATION

Front Panel

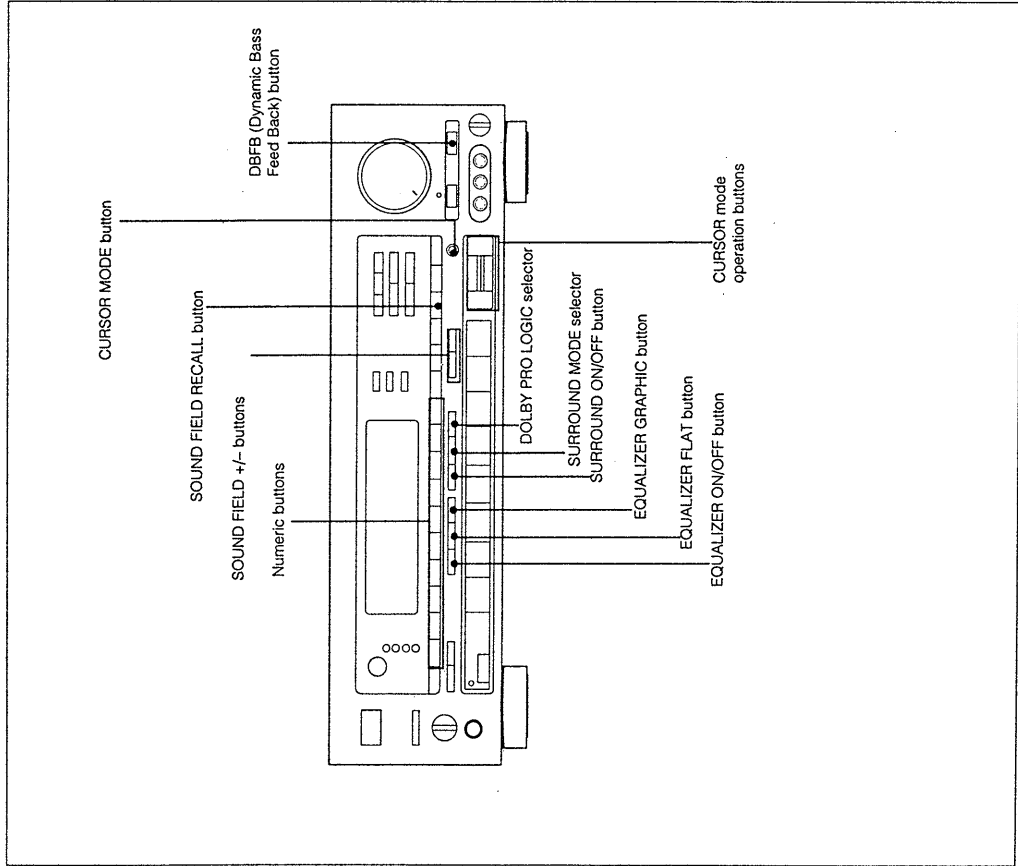
Amplifier and general section



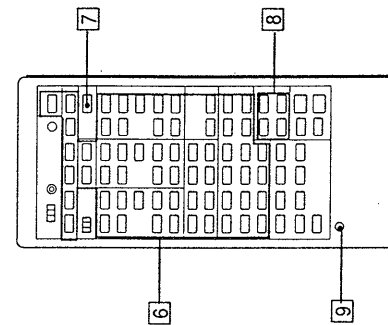
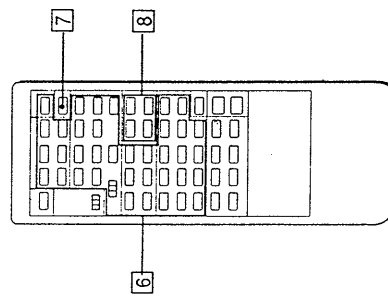
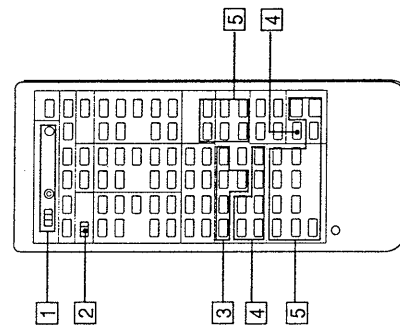
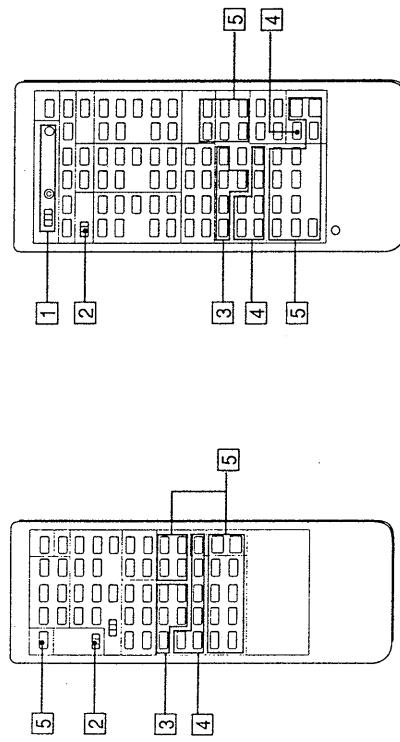
Tuner section



Sound field control section



Remote Commander



RM-U211
(supplied with the STR-AV970X)

RM-P311
(supplied with the STR-AV1070X)

1 Program control section (RM-P311 only)

Mode selector and indicator (page 34)
 SONY STD: To control Sony equipment.
 USER STD: To control equipment whose remote control functions are stored.
 LEARN: To store functions of other remote commanders emitting infrared rays.
 PROGRAM CLEAR button: Clears the stored functions.

2 MODE selector

1: To select the functions indicated in light gray such as DECK, DAT, CD player and CURSOR/SURROUND mode of the receiver.
 2: To select the functions indicated in blue such as VTR, LDP (Laser disc player) and TV.

3 Cursor control section

CURSOR operation buttons
 MODE button: Selects cursor mode.

4 Sound control section

SURROUND buttons
 ON/OFF: Turns on/off the surround mode.
 MODE: Selects the surround mode.
 T. (test) TONE: Generates a pink noise signal that is sent in succession to each speaker.
 EQ (equalizer) ON/OFF button: Turns on/off the equalizer.
 S.(sound) FIELD buttons
 MODE: Selects sound field mode.
 USER/PRESET button (RM-P311 only): This button does not operate.
 DBFB button (RM-U211 only): Turns on/off the DBFB (Dynamic Bass Feed Back).
 DDS/DBFB button (RM-P311 only): Turns on/off the DBFB (Dynamic Bass Feed Back). (DDS function is not available with this receiver.)

5 Amplifier section

FUNCTION selectors: Select an input source of the receiver. (The VIDEO 3 button does not operate on the STR-AV970X.)
 DIGITAL button (RM-P311 only): This button does not operate.
 REAR LEVEL +/- buttons: Control the volume of rear speakers (surround level).
 MUTING button: Mutes the sound.
 MASTER VOL +/- buttons: Control the receiver volume.
 CENTER LEVEL +/- buttons : Control the volume of center speaker (surround level).
 ON SCREEN buttons (RM-P311 only)
 ON/OFF button: This button does not operate.
 TITLER ON/OFF button: This button does not operate.

6 Control for other equipment

Power control block
 SYSTEM OFF button: Turns off the power of the whole system: LDP, VTR, TV and AUDIO.
 LDP/VTR/AUDIO POWER buttons: Control the power of each unit.
CD/LDP control block
 D (disc) SKIP: Disc skip for a CD player equipped with a multi-disc changer)
 ▶: Starts play.
 ◀▶▶▶: Locates a desired selection (for a CD player only with RM-U211)
 ■: Stops play.
 ◀▶▶▶: Manual search (for a laser disc player only with RM-U211)

II: Pause

TAPE/DAT/VTR control block
 ANT TV/VTR button: Selects the output signal from the antenna terminal on the VCR, either a TV signal or VCR programs.
 VTR CH +/- buttons: Select channel on the VCR.
 ◀▶▶▶: fast winding
 ■: Stop
 ▶▶▶▶: Play
 II: Pause
 ●: Recording (RM-U211: While pressing ●, press ▶) REC MODE REV/FWD buttons (RM-P311 only): For reverse recording, press REV and ● together. For forward recording, press FWD and ● together.
 DECK/VTR selector (RM-U211 only)
 MODE 1(DECK A,B and DAT): Selects DECK A, B or DAT
 MODE 2(VTR 1, 2 and 3): Selects VTR 1, 2 or 3.
 VTR 1: Betamax VCRs
 VTR 2: 8mm VCRs
 VTR 3: VHS VCRs

TV control block

TV/VIDEO selector: Selects the program to see : TV or VIDEO.
 VOL +/- buttons: Control the TV volume.
 CH +/- buttons: Select a preset channel.
 Program number (1 to 0) and ENTER buttons: Select the channel.

7 SLEEP button

Set to the SLEEP timer mode. In this mode, the unit is automatically turned off after 60 minutes.

8 Tuner section

INDEX SELECT and INDEX buttons: Select an indexed preset station.
 TUNER SHIFT and PRESET +/- buttons: Select a preset station.

9 RESET button (RM-P311 only)

Reset the commander to the initial state.

- buttons in 6 can function without pressing one of the FUNCTION buttons in 6. If the CD player is connected to the CD jacks, the tape deck to the TAPE jacks and the video deck to the VIDEO 1 jacks (switch the DECK/VTR selector on the remote commander to VTR 1).

Note:

The ◀▶▶▶ (play) buttons in 6 and the SHIFT button and PRESET +/-

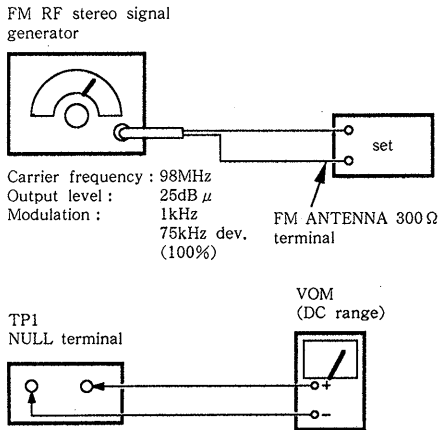
SECTION 2 ELECTRICAL ADJUSTMENTS

2-1. ELECTRICAL ADJUSTMENTS

FM SECTION

• FM Discriminator (NULL) Adjustment

Setting :



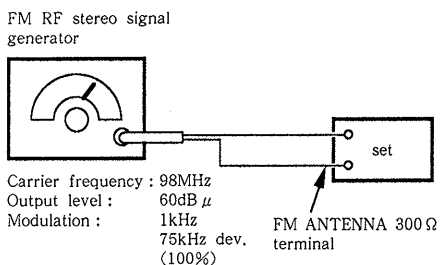
Procedure :

1. Tune the set to 98MHz.
2. Adjust T21 for 0V reading on the VOM.

Note : FM Tuning level adjustment should be made after FM discriminator adjustment.

• FM Tuning Level Adjustment

Setting :

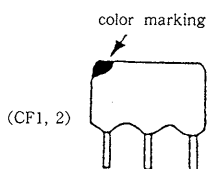


Procedure :

1. Tune the set to 98MHz.
2. Adjust RV24 so that the STEREO LED goes on.

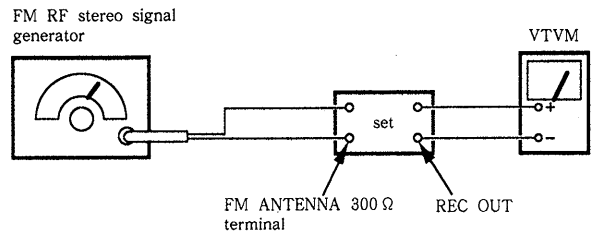
Note on Ceramic Filter (CF1, 2) Replacement.

This set employs two ceramic filters (CF1, 2) which should have the same color marking to identify their center frequency. Therefore FM IF offset adjustment by (*A, *B) connection is necessary to match the center frequency of the ceramic filters used with FM intermediate frequency.



• FM Stereo Separation Adjustment

Setting :



Carrier frequency : 98MHz
Output level : 60dB μ
Modulation :
Audio (1kHz) : 33.75kHz dev. (45%)
Pilot (19kHz) : 7.5kHz dev. (10%)
Sub-channel (38kHz) : 33.75kHz dev. (45%)

Procedure :

Tune the set to 98MHz.

FM stereo signal generator output channel	VTVM connection	VTVM reading (dB)
L-CH	L-CH	Ⓐ
R-CH	L-CH	Ⓑ Adjust RV21 for minimum reading.
R-CH	R-CH	Ⓒ
L-CH	R-CH	Ⓓ Adjust RV21 for minimum reading.

L-CH Stereo separation : Ⓐ - Ⓑ

R-CH Stereo separation : Ⓒ - Ⓓ

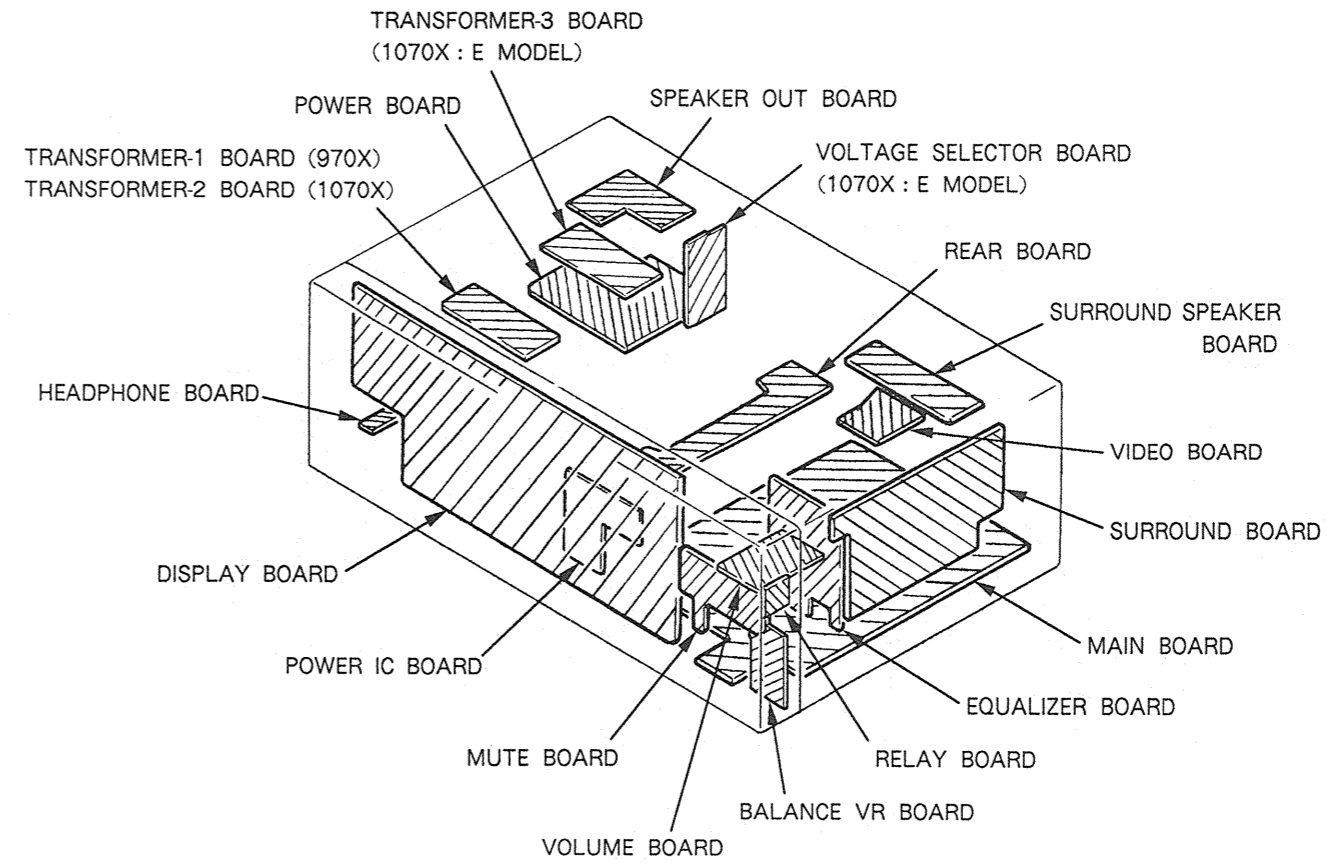
The separations of both channels should be equal.

○ : short
× : open

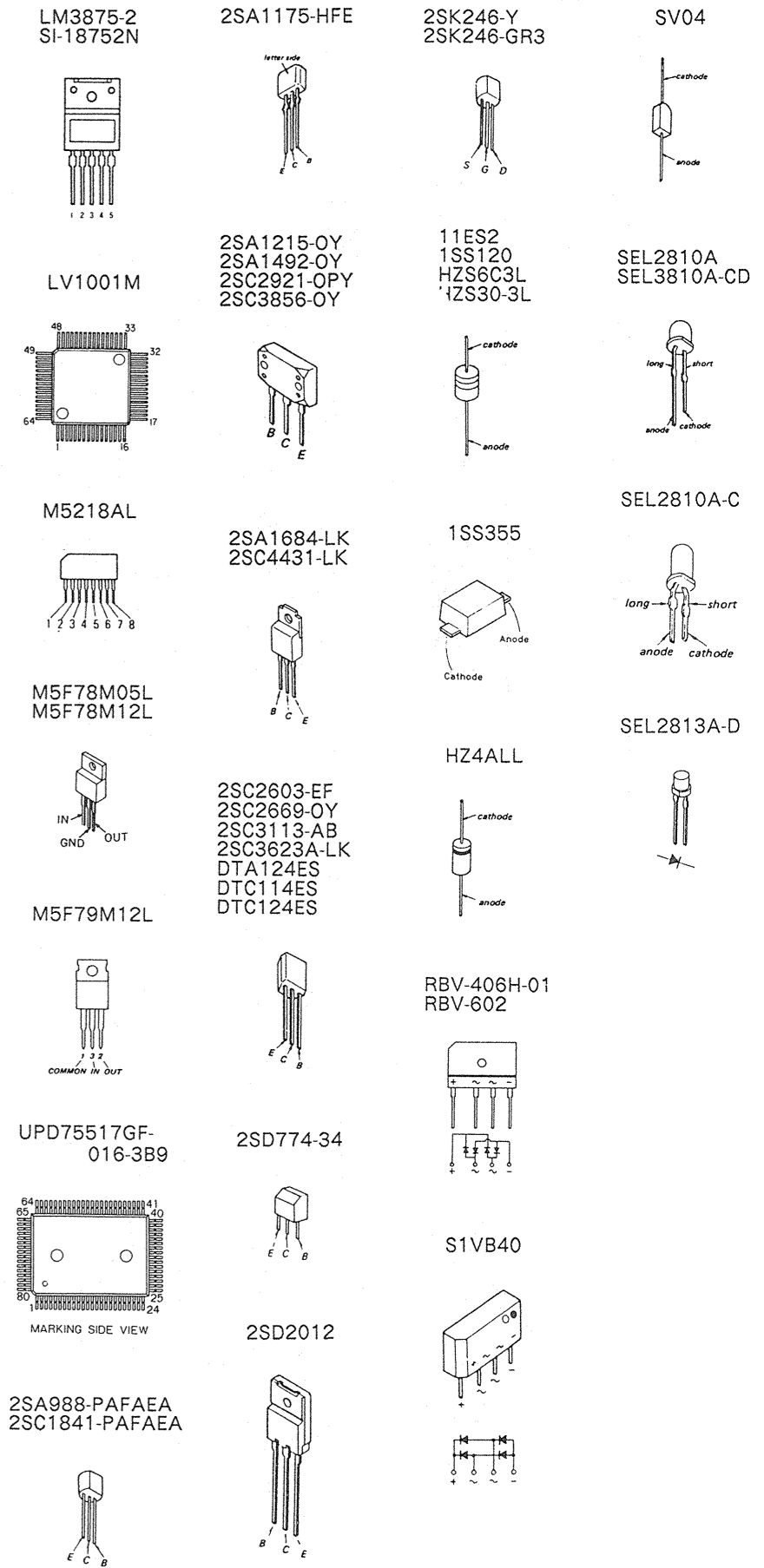
Ceramic filter		Connection		FM intermediate frequency (MHz)
Color mark	Center frequency (MHz)	*A (D134)	*B (D135)	
White	10.750	○	×	10.750
Red	10.700	○	○	10.700
Black	10.650	×	○	10.650

**SECTION 3
DIAGRAMS**

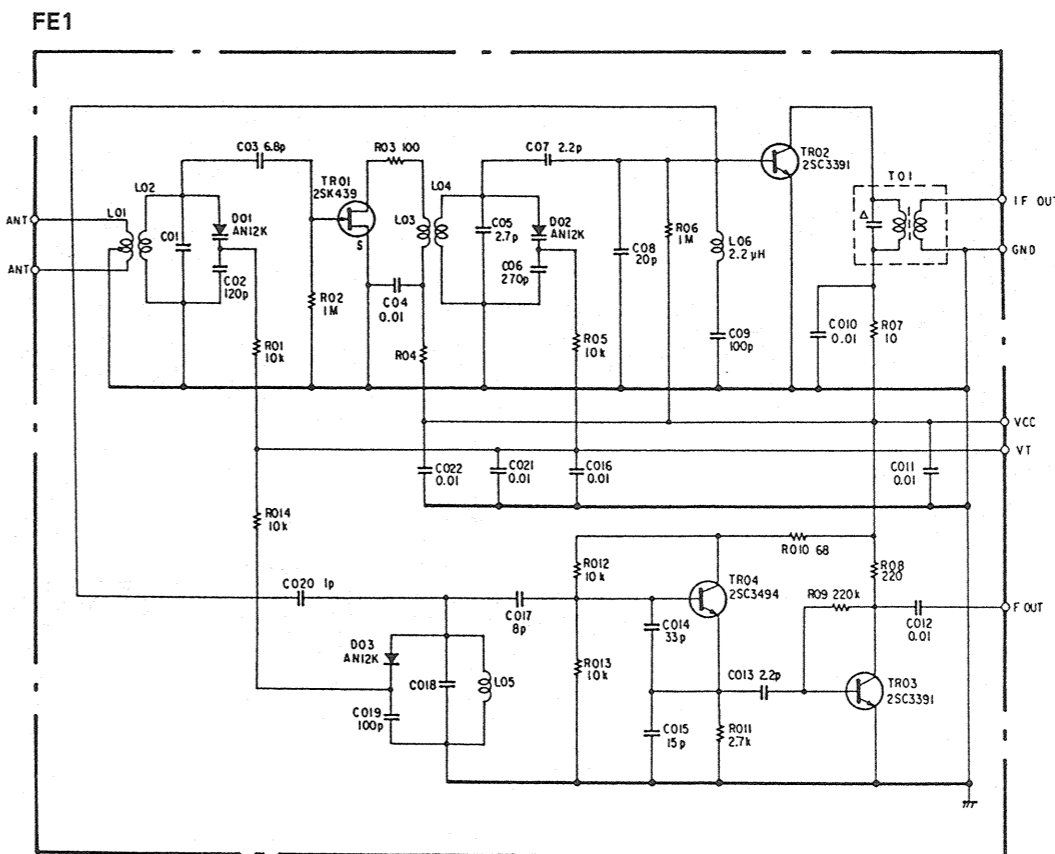
3-1. CIRCUIT BOARDS LOCATION



• SEMICONDUCTOR LEAD LAYOUTS



• FM FRONT-END SCHEMATIC DIAGRAM



AMP SECTION

DC Bias Adjustment

- Perform this adjustment after replacement of power amp or drive circuit transistors.
- Confirm that the display is normal.
- Adjust RT701 (L-CH) or RT751 (R-CH) so that the reading on the voltmeter becomes 2mV within 30 seconds after the power turned on.

Setting :

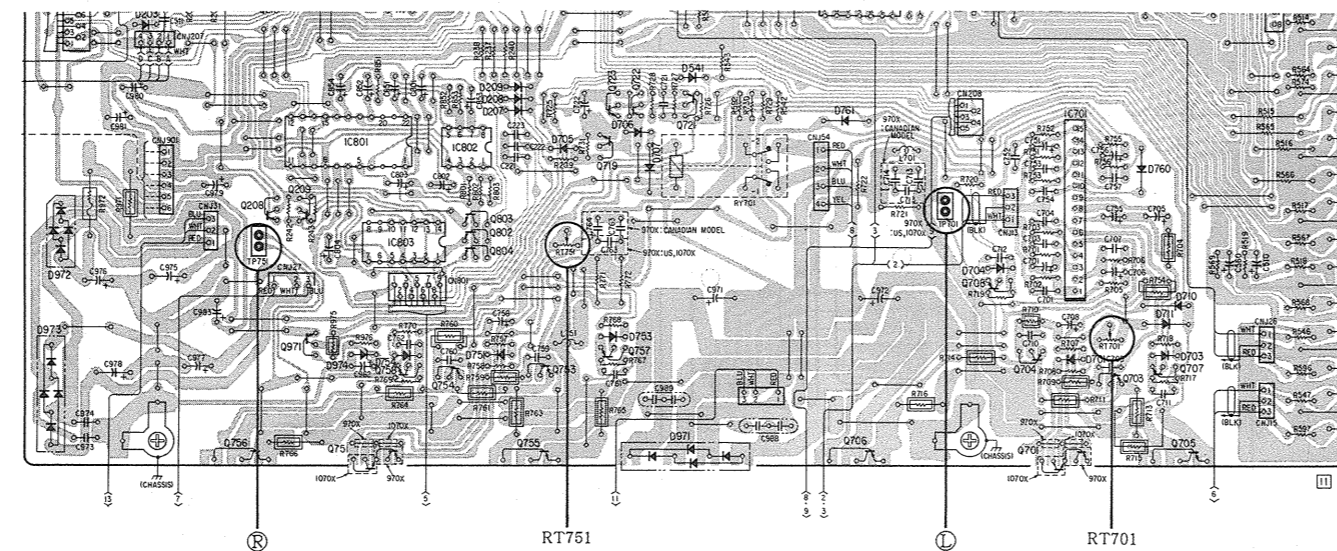
VOLUME : 0
SPEAKERS : OFF (no load)

Note : It is normal that the voltage will increase as time passes.

Procedures :

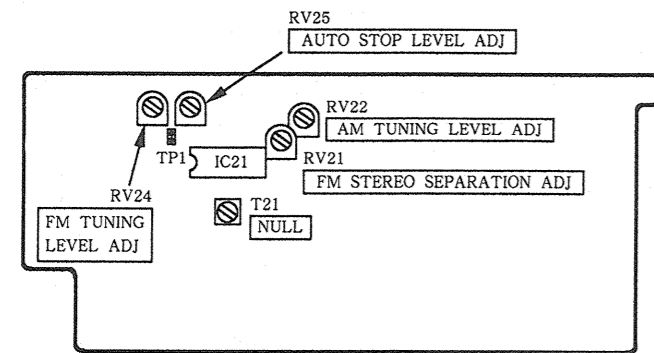
- Connect the digital voltmeter to Bias Check Point (TP701 : L : L-CH, TP751 : R : R-CH).
- Increase the AC power voltage gradually to 120V confirming that the voltmeter will not indicate an abnormal value.
- Turn the power off and remove the digital voltmeter.

[MAIN BOARD]

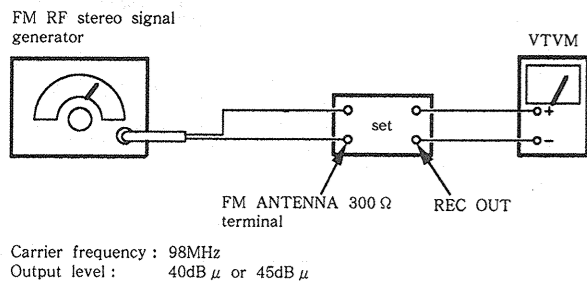


Adjustment Location : Tuner board

[SURROUND BOARD]



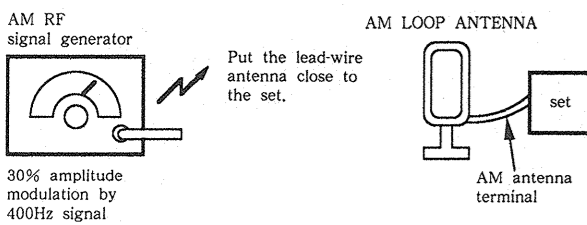
• Auto Stop Level Adjustment
Setting :



- Procedure :**
- Turn the High/Low select switch to High.
 - Adjust RV25 so that the TUNED LED goes on.

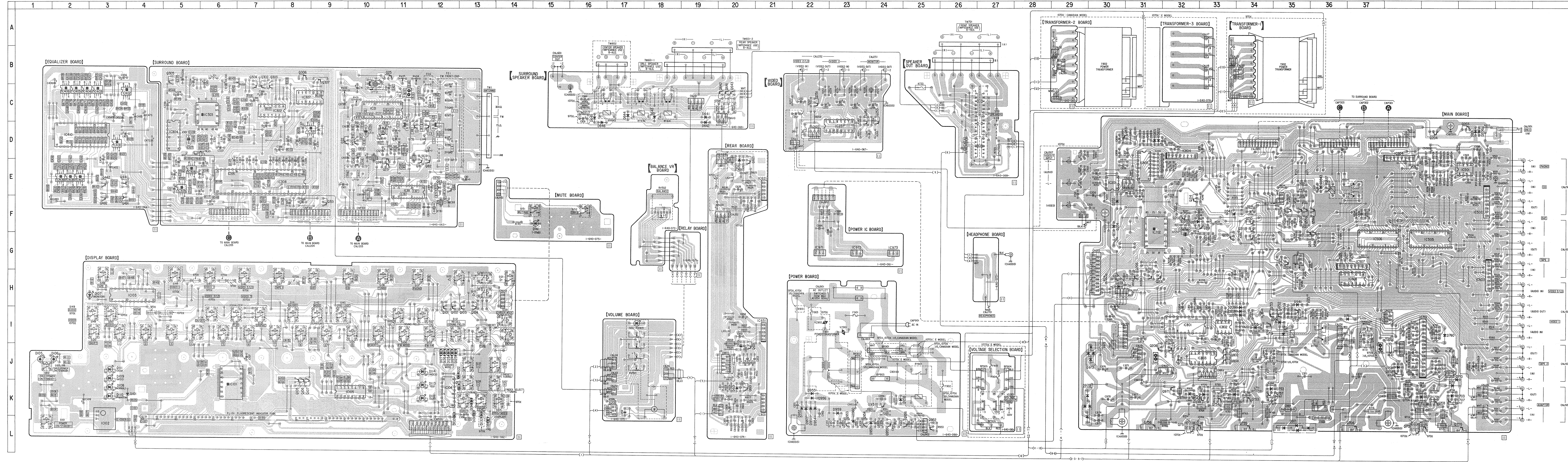
AM SECTION

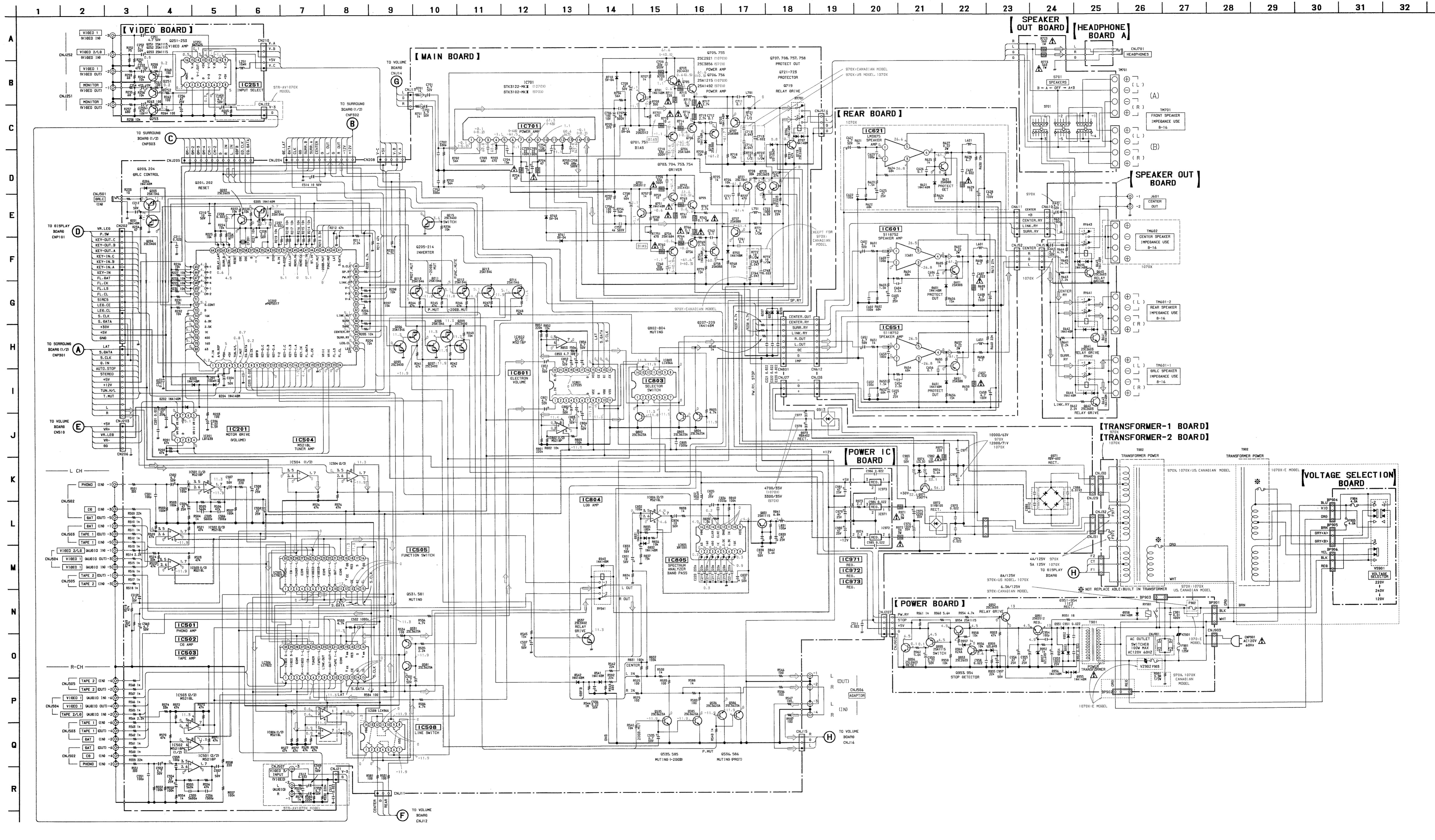
• AM Tuning Level
Setting :



- Procedure :**
- Tune the set to 1,050kHz.
 - Adjust the RV22 so that the TUNED LED goes on.

3-2. PRINTED WIRING BOARDS - MAIN SECTION - Refer to page 11 for Semiconductor Lead Layouts.





• SEMICONDUCTOR LOCATION

Ref. No	Location	Ref. No	Location	Ref. No	Location
IC21	C-10	Q206	G-35	D108	K-3
IC21	E-11	Q207	H-31	D109	J-3
IC101	K-6	Q208	J-31	D110	K-3
IC102	K-3	Q209	J-32	D111	J-3
IC103	H-4	Q210	F-34	D112	K-12
IC104	K-12	Q211	G-34	D113	K-12
IC105	K-10	Q212	G-34	D114	J-12
IC201	E-30	Q213	H-31	D121	K-12
IC202	G-31	Q214	F-32	D122	J-12
IC251	D-23	Q215	C-33	D123	J-12
IC301	D-8	Q251	C-22	D124	J-12
IC302	C-7	Q252	C-24	D125	J-12
IC303	C-6	Q253	C-24	D126	J-12
IC304	D-5	Q301	F-9	D127	J-12
IC305	E-5	Q302	C-7	D131	K-13
IC306	E-5	Q303	C-7	D132	K-13
IC307	C-8	Q304	C-7	D134	K-13
IC308	E-7	Q305	B-5	D135	K-13
IC401	D-3	Q306	B-8	D141	F-15
IC402	C-4	Q307	B-9	D201	D-40
IC403	C-3	Q441	E-3	D202	F-30
IC404	C-2	Q442	E-3	D203	H-30
IC405	C-2	Q491	F-3	D204	F-30
IC406	C-2	Q492	F-3	D205	F-32
IC407	E-2	Q531	G-35	D206	D-40
IC408	E-2	Q535	F-35	D207	I-34
IC409	E-2	Q536	F-35	D208	I-34
IC410	D-2	Q537	E-36	D209	I-34
IC501	E-40	Q581	G-36	D541	H-35
IC502	F-40	Q585	F-35	D542	F-33
IC503	H-40	Q588	F-36	D543	E-36
IC504	E-38	Q601	K-20	D601	K-20
IC505	G-39	Q621	E-20	D621	E-20
IC506	G-37	Q641	C-20	D641	C-19
IC507	G-37	Q642	C-20	D642	D-19
IC508	H-37	Q643	C-20	D643	C-18
IC601	K-21	Q651	J-20	D644	C-17
IC621	E-21	Q701	K-38	D645	C-16
IC651	I-21	Q703	K-39	D646	C-16
IC701	I-39	Q704	K-38	D651	J-20
IC801	I-32	Q705	K-40	D701	K-38
IC802	I-33	Q706	K-37	D703	K-39
IC803	J-33	Q707	K-39	D704	J-38
IC804	D-32	Q708	J-38	D705	I-34
IC805	E-31	Q719	I-34	D706	I-35
IC971	G-22	Q721	I-35	D707	I-35
IC972	G-23	Q722	I-35	D710	K-39
IC973	G-24	Q723	I-34	D711	J-39
		Q751	K-32	D751	K-33
Q1	D-12	Q753	K-34	D753	K-34
Q2	D-11	Q754	K-33	D754	K-33
Q21	D-10	Q755	K-34	D760	I-39
Q22	D-9	Q756	K-31	D761	I-37
Q23	E-11	Q757	K-34	D831	D-31
Q24	E-11	Q758	K-33	D832	D-31
Q25	B-11	Q802	J-33	D851	K-22
Q81	E-11	Q803	J-33	D852	K-22
Q82	E-12	Q804	J-33	D853	K-22
Q83	E-12	Q831	D-30	D854	K-22
Q84	E-12	Q851	K-24	D855	K-22
Q101	I-12	Q852	K-25	D856	K-22
Q102	I-12	Q853	K-23	D857	K-24
Q103	I-13	Q854	K-23	D858	K-24
Q104	I-13	Q855	K-23	D859	K-23
Q105	K-8	Q856	K-25	D860	K-23
Q106	K-8	Q871	K-32	D871	K-35
Q107	K-8			D872	J-30
Q201	F-33	D101	K-4	D973	K-30
Q202	F-32	D102	K-12	D974	K-32
Q203	C-40	D105	J-1		
Q204	D-39	D106	J-2		
Q205	H-31	D107	H-3		

Note:
 • ○ : parts extracted from the component side.

Note:
 • All capacitors are in μF unless otherwise noted. pF : μF 500W or less are not indicated except for electrolytics and tantalums.
 • All resistors are in Ω and $\text{K}\Omega$ or less unless otherwise specified. (SURROUND, EQUALIZER BOARD $\frac{1}{2}W$)
 • Components for right channel have same values as for left channel. Reference numbers are coded from:
 • \square : nonflammable resistor.
 • \square : B+ Line
 • \square : B- Line
 • \square : adjustment for repair.
 • AC voltage readings in the bias oscillator with a VTVM.
 • Voltages are taken with a VOM (input impedance 10M Ω).
 • Voltage variations may be noted due to normal production tolerances.
 no mark: 1070X
 (): 970X
 < > : Signal path.
 \Rightarrow : FM

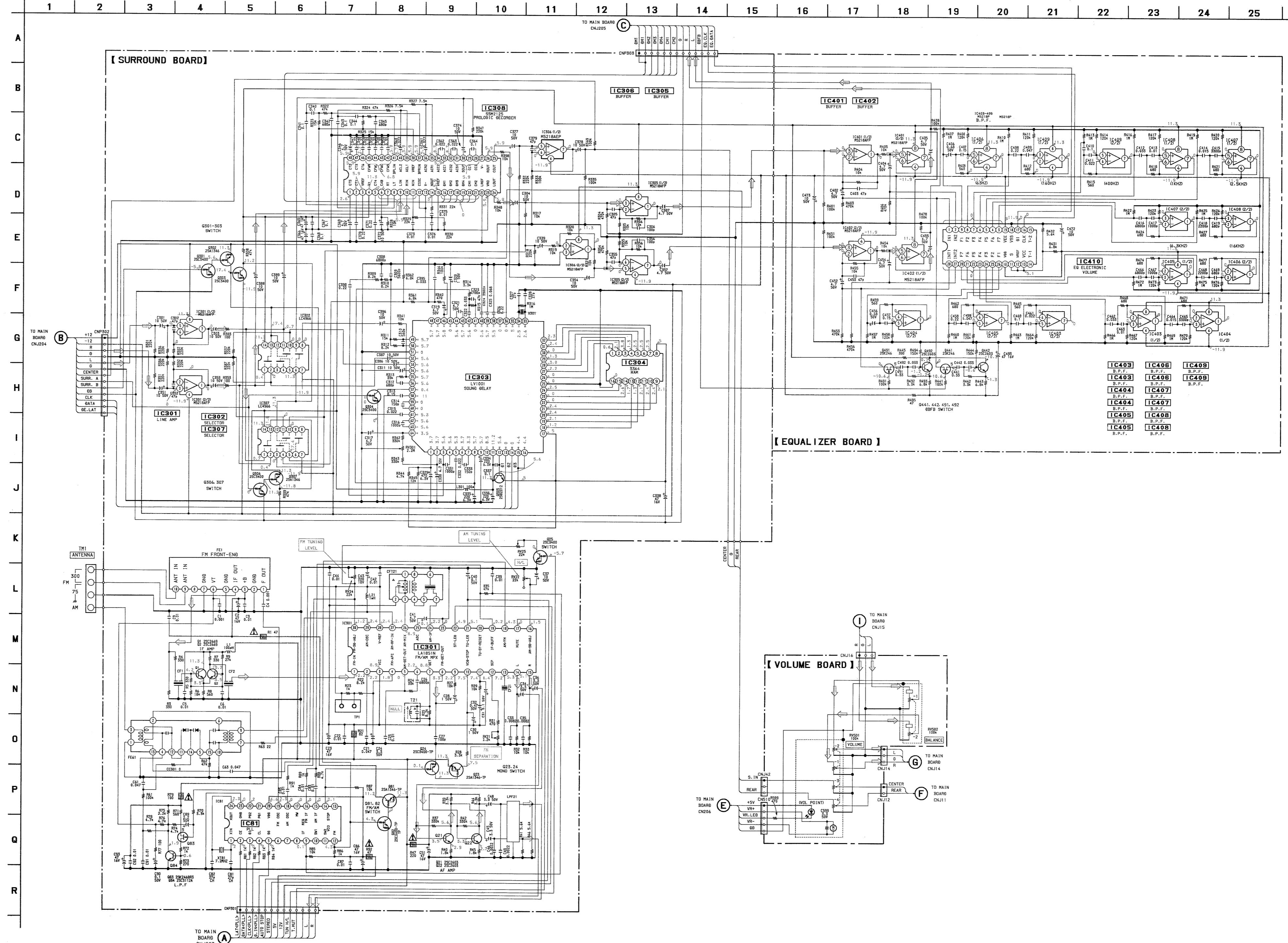
Note:
 Les composants identifiés par une marque \square ou dotés d'une ligne avec marque \square sont critiques pour la sécurité. Ne les remplacer que par une pièce portant le numéro spécifié.

Note:

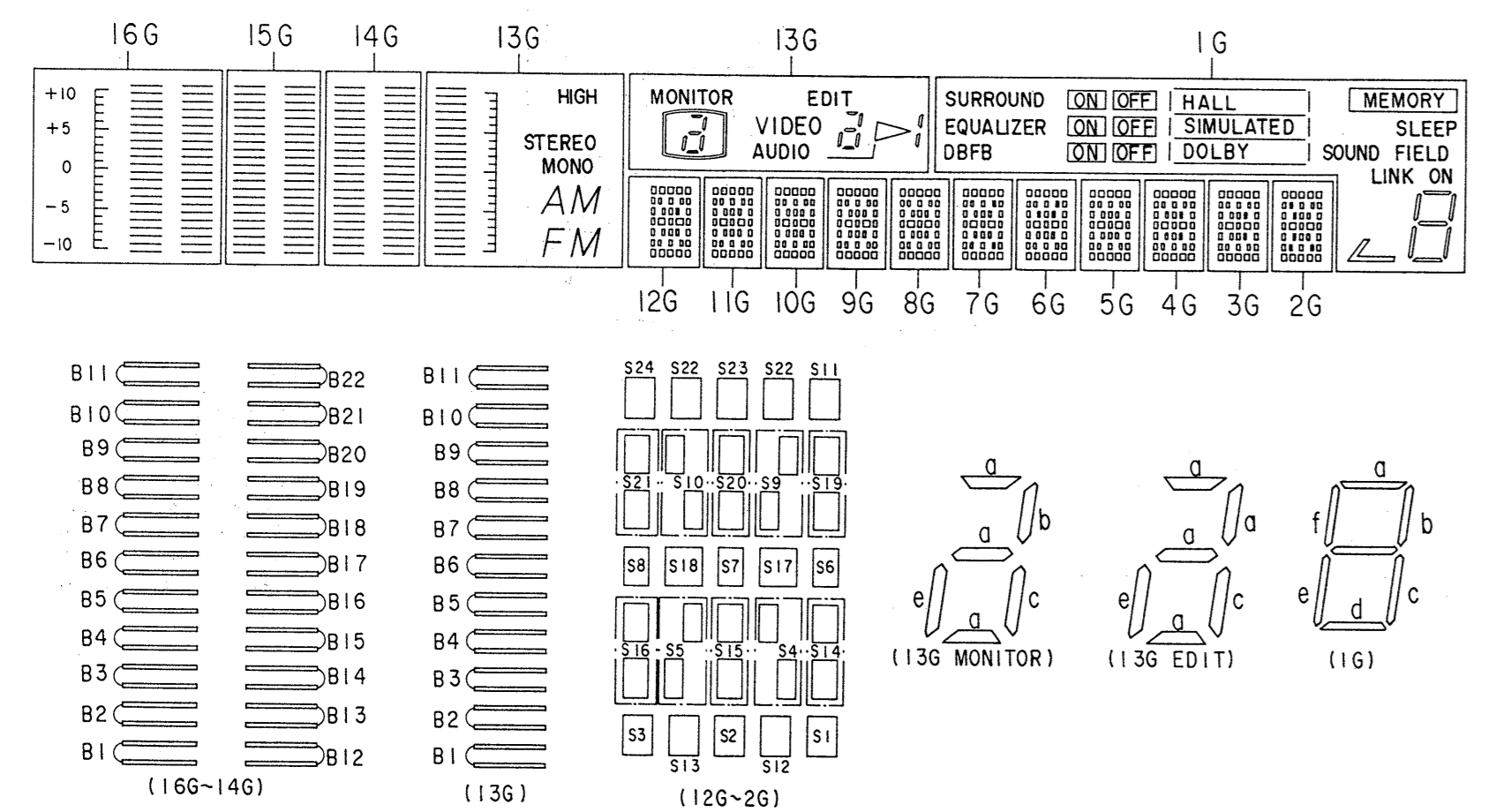
- All capacitors are in μF unless otherwise noted. μF : $\mu \mu F$ 50WV or less are not indicated except for electrolytics and tantalums.
- All resistors are in Ω and $\frac{1}{4}W$ or less unless otherwise specified. (SURROUND, EQUALIZER BOARD $\frac{1}{4}W$)
- Components for right channel have same values as for left channel. Reference numbers are coded from
- : nonflammable resistor.
- : B+ Line
- : B- Line
- : adjustment for repair.
- AC voltage readings in the bias oscillator with a VTVM.
- Voltages are taken with a VOM (input impedance 10M Ω). Voltage variations may be noted due to normal production tolerances.
- Signal path.
- : FM

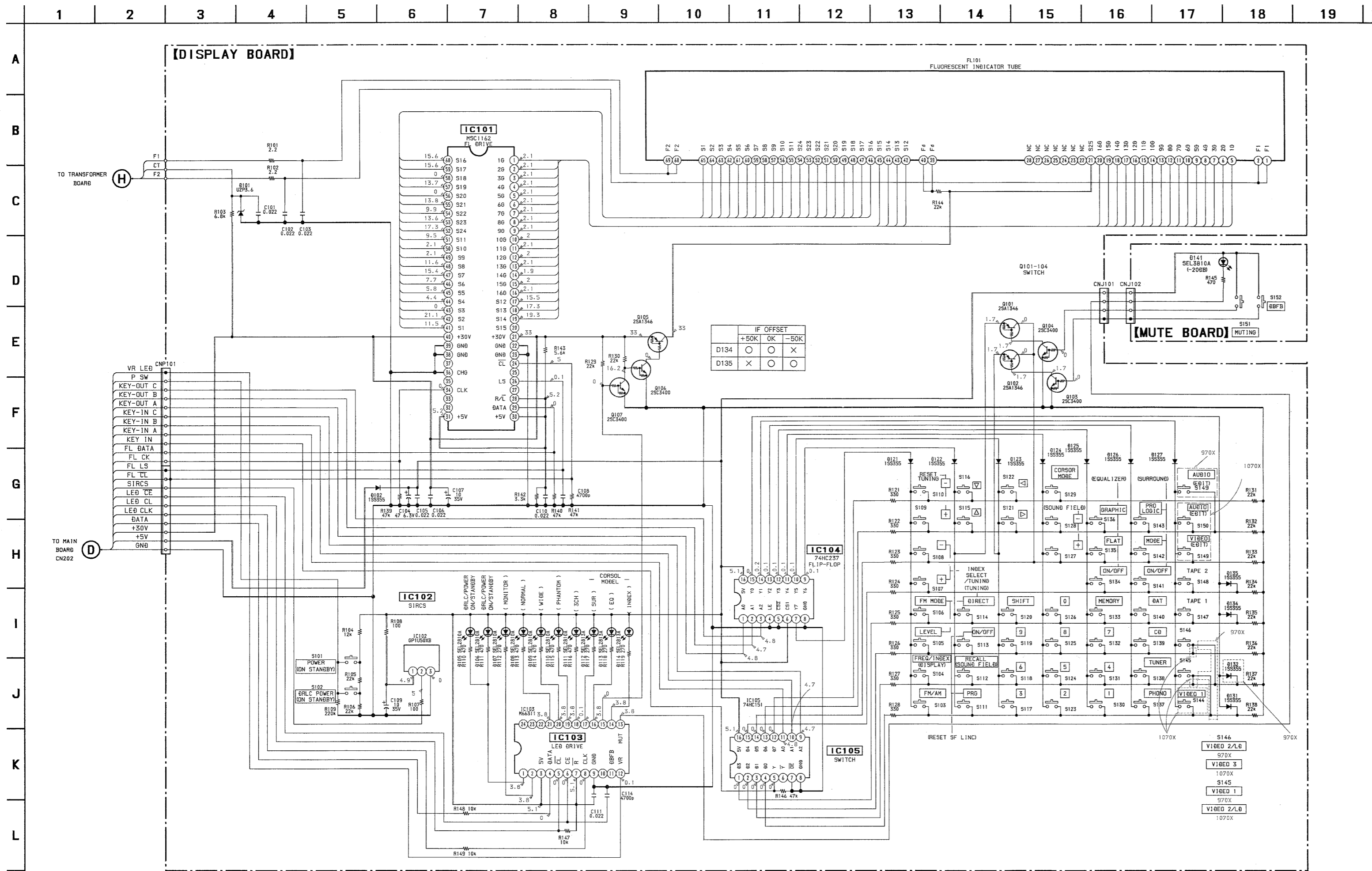
Note: The components identified by mark or dotted line with mark are critical for safety. Replace only with part number specified.

Note: Les composants identifiés par une marque sont critiques pour la sécurité. Ne les remplacer que par une pièce portant le numéro spécifié.



• FL101 FLUORESCENT INDICATOR TUBE





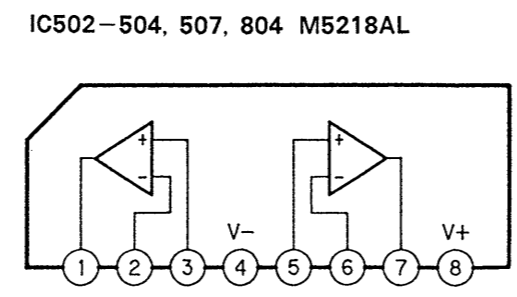
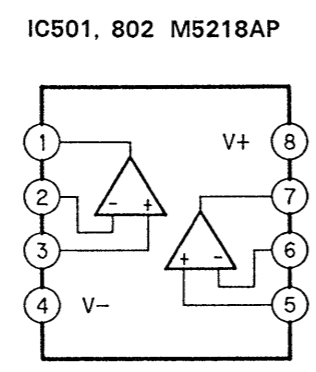
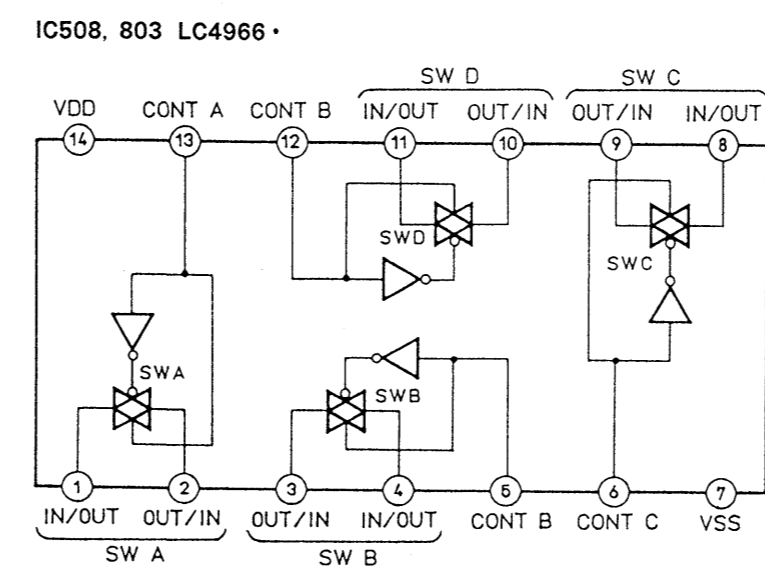
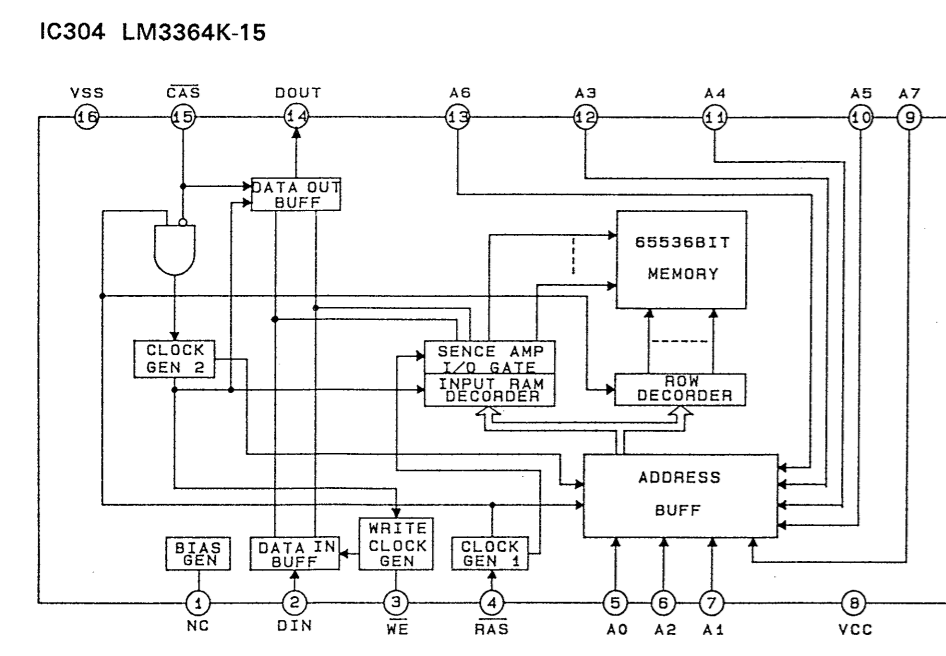
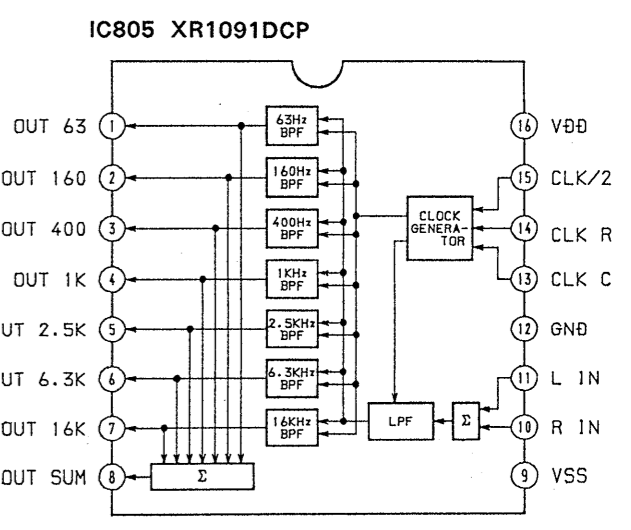
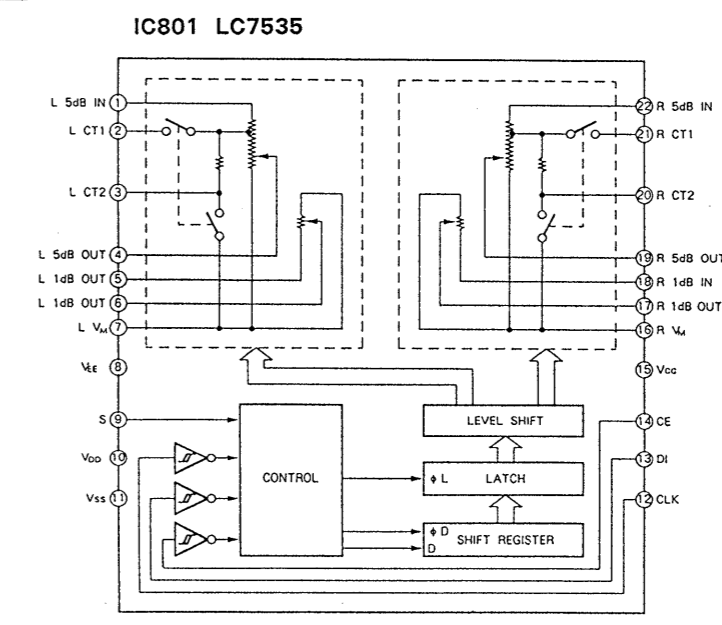
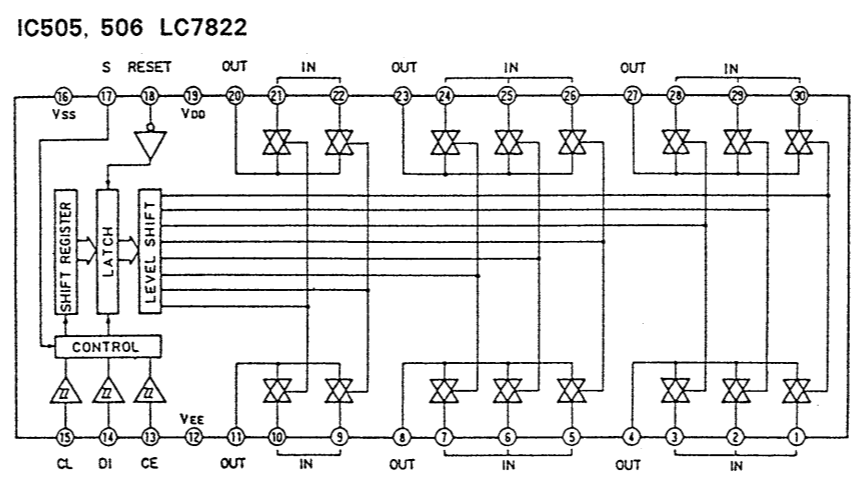
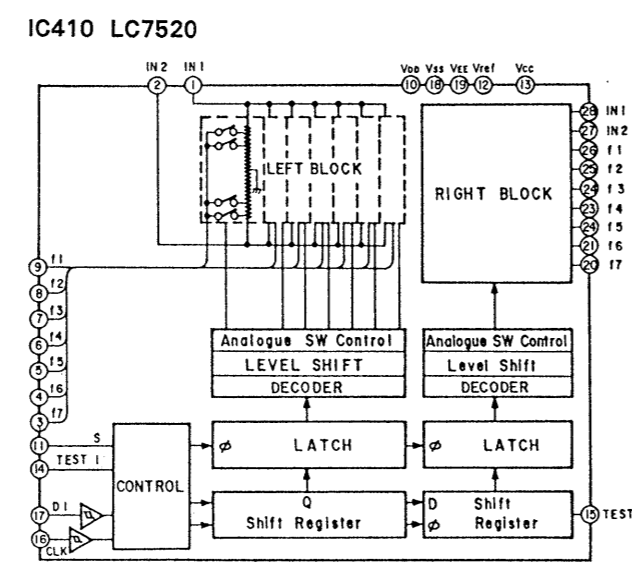
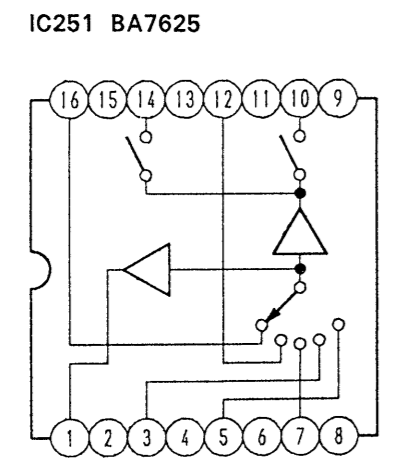
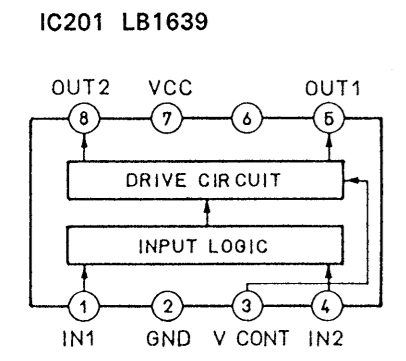
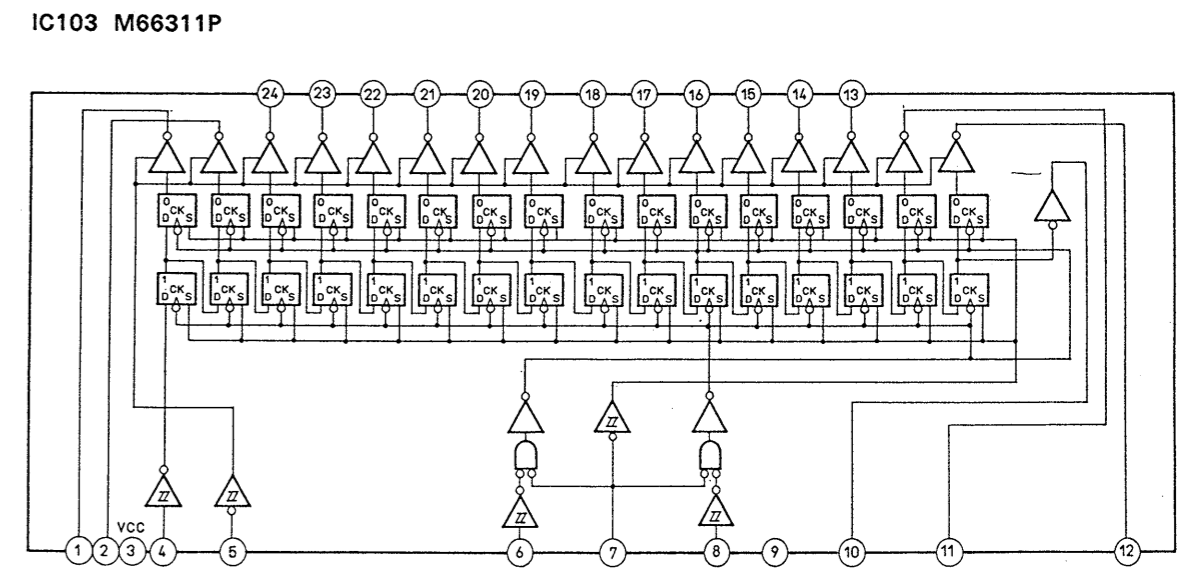
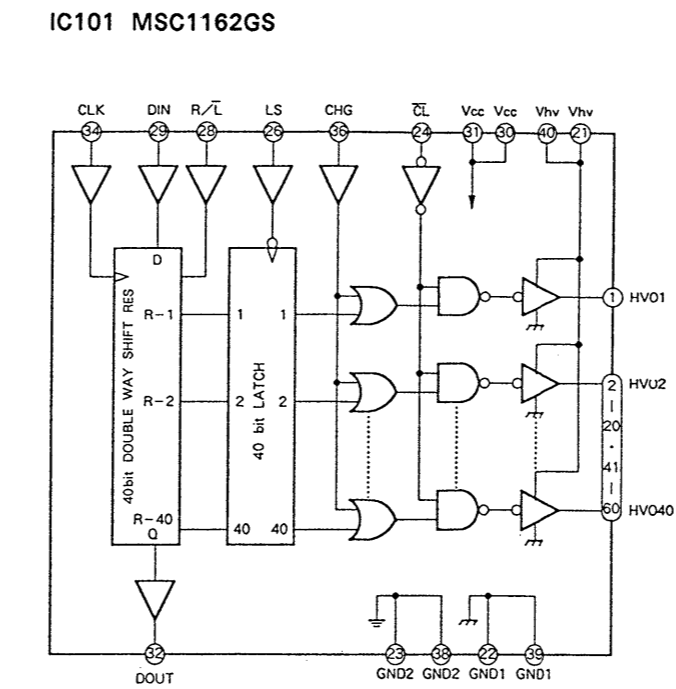
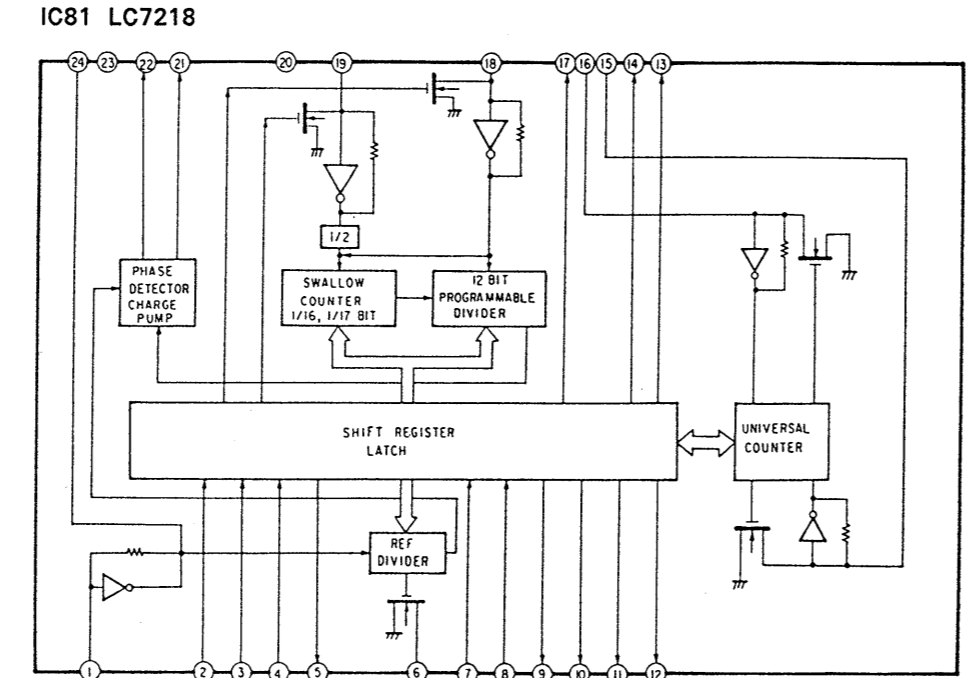
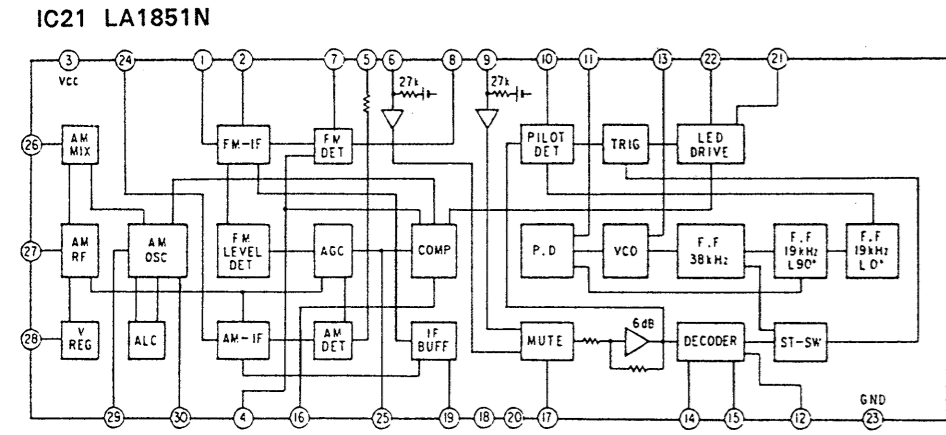
Note:

- All capacitors are in μF unless otherwise noted. pF : $\mu\mu F$ 50WV or less are not indicated except for electrolytics and tantalums.
- All resistors are in Ω and $\frac{1}{4}W$ or less unless otherwise specified. (SURROUND, EQUALIZER BOARD $\frac{1}{8}W$)
- Components for right channel have same values as for left channel. Reference numbers are coded from
- : nonflammable resistor.
- : B+ Line
- : B- Line
- : adjustment for repair.
- AC voltage readings in the bias oscillator with a VTVM.
- Voltages are taken with a VOM (Input impedance 10M Ω). Voltage variations may be noted due to normal production tolerances.
- Signal path.
- : FM

Note: The components identified by mark or dotted line with mark are critical for safety. Replace only with part number specified.

Note: Les composants identifiés par une marque sont critiques pour la sécurité. Ne les remplacer que par une pièce portant le numéro spécifié.

• IC BLOCK DIAGRAMS



SECTION 4 EXPLODED VIEWS

NOTE:

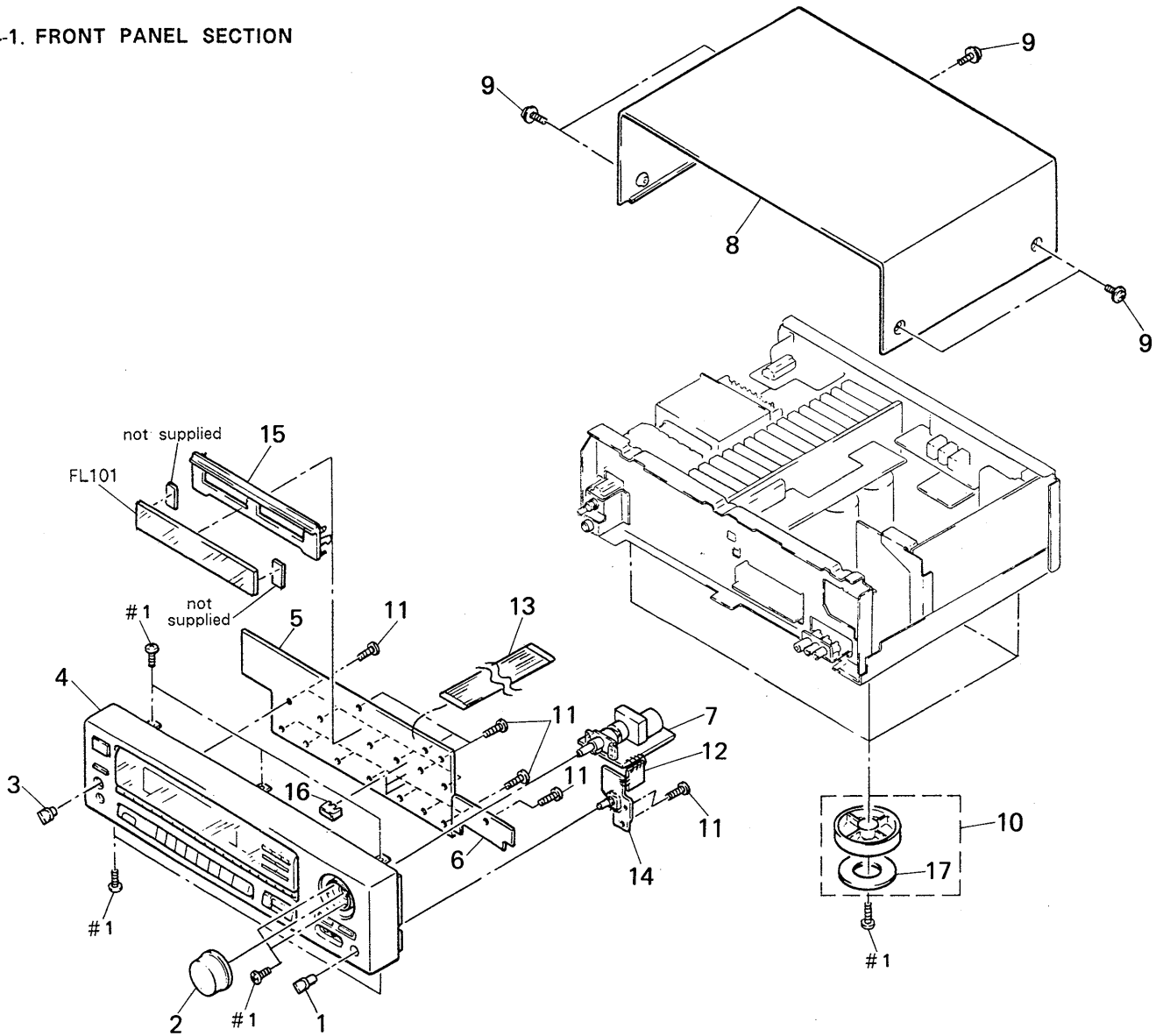
- -XX, -X mean standardized parts, so they may have some differences from the original one.
- The construction parts of an assembled part are indicated with a collation number in the remark column.
- Color indication of Appearance Parts
Example:
KNOB, BALANCE (WHITE)....(RED)
 ↑ ↑
 Parts color Cabinet's color

- Items marked "*" are not stocked since they are seldom required for routine service. Some delay should be anticipated when ordering these items.
- The mechanical parts with no reference number in the exploded views are not supplied.
- Hardware (#mark) list is given in the last of this parts list.

The components identified by mark or dotted line with mark are critical for safety. Replace only with part number specified.

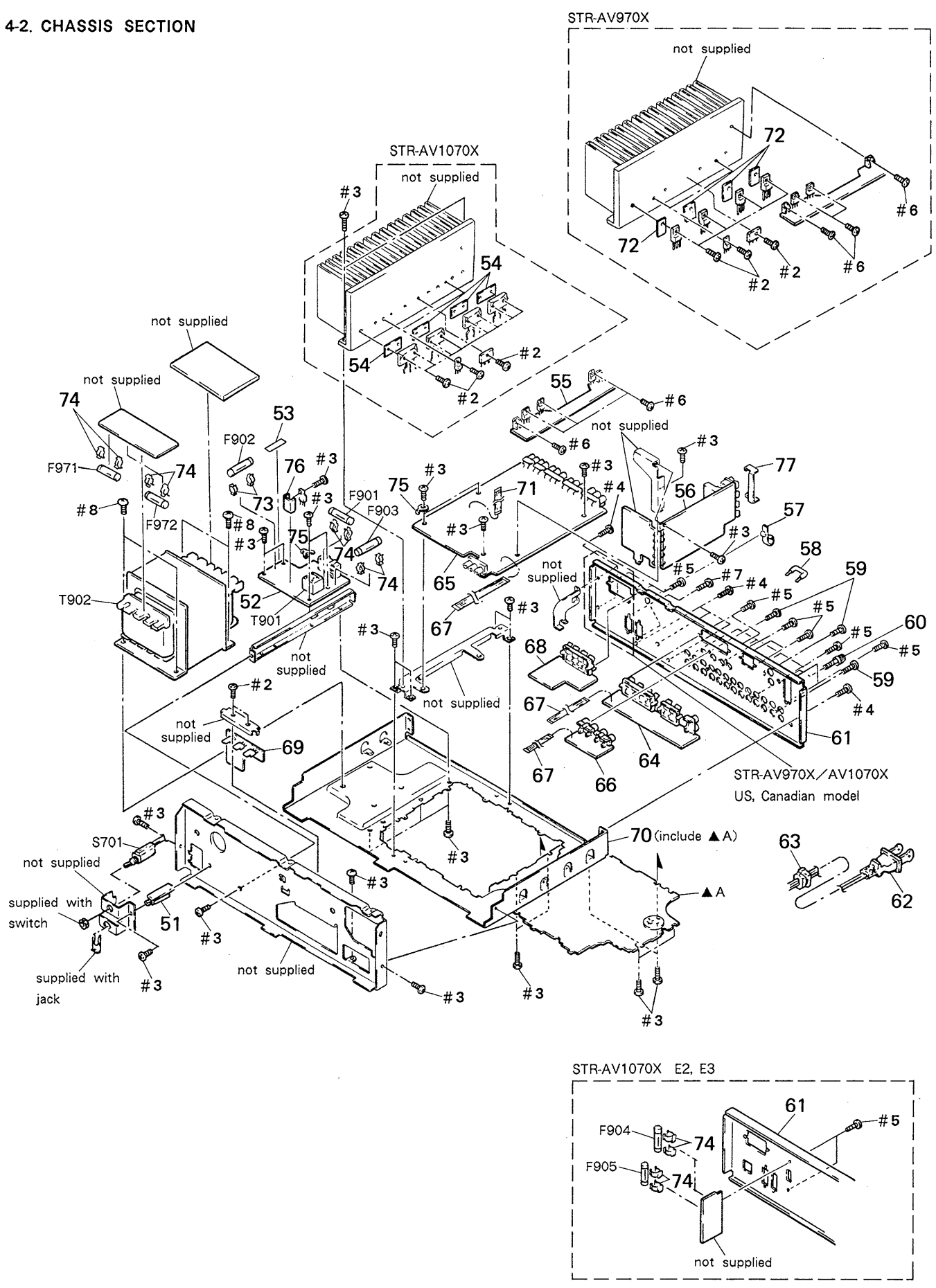
Les composants identifiés par une marque sont critiques pour la sécurité. Ne les remplacer que par une pièce portant le numéro spécifié.

4-1. FRONT PANEL SECTION



Ref. No.	Part No.	Description	Remark	Ref. No.	Part No.	Description	Remark
1	4-925-014-01	KNOB (DIA. 10)		9	3-704-366-01	SCREW (CASE) (M3X8)	
2	X-4941-734-1	KNOB ASSY		10	X-4885-950-1	FOOT ASSY	
3	4-908-097-21	KNOB		11	4-928-635-01	SCREW, +BV (2.6X8) TAPPING	
4	X-4941-741-1	PANEL ASSY, FRONT (1070X)		12	* 1-640-071-11	RELAY BOARD	
4	X-4941-742-1	PANEL ASSY, FRONT (970X)		13	1-690-091-11	WIRE, FLAT TYPE (21 CORE)	
5	* A-4345-259-A	DISPLAY BOARD, COMPLETE (1070X)		14	* 1-640-072-11	BALANCE VR BOARD	
5	* A-4345-270-A	DISPLAY BOARD, COMPLETE (970X)		15	* 4-945-957-01	HOLDER, FL TUBE	
6	* 1-640-075-11	MUT BOARD		16	* 4-945-958-01	COVER, LAMP	
7	* 1-640-070-11	VOLUME BOARD		17	4-923-836-11	CUSHION	
8	4-931-031-11	CASE		FL101	1-519-647-11	INDICATOR TUBE, FLUORESCENT	

4-2. CHASSIS SECTION



Ref. No.	Part No.	Description	Remark	Ref. No.	Part No.	Description	Remark
51	* 1-640-073-11	HP BOARD		69	* 1-640-061-11	POWER IC BOARD	
52	* A-4345-261-A	POWER BOARD, COMPLETE		70	* 4-931-618-22	CHASSIS	
52	* A-4345-668-A	POWER BOARD, COMPLETE (1070X:E2, E3)		71	1-690-090-11	WIRE, FLAT TYPE (9 CORE)	
53	* 3-701-946-28	LABEL (6.3A125V), FUSE (970X:Canadian)		72	4-911-232-01	SHEET, INSULATING (970X)	
54	4-885-901-31	SHEET, RADIATION (1070X)		73	* 1-533-185-11	HOLDER, FUSE	
55	* A-4345-266-A	REAR BOARD, COMPLETE (1070X)		74	* 1-533-213-31	HOLDER, FUSE	
55	* A-4345-277-A	REAR BOARD, COMPLETE (970X)		75	* 4-942-204-01	PLATE, GROUND	
56	* A-4345-258-A	SURROUND TUNNER BOARD, COMPLETE		76	* 3-309-144-21	HEAT SINK	
57	* 2-379-614-01	HOOK		77	* 4-924-988-11	PLATE (ST), GROUND	
58	1-535-706-11	PLUG, JUMPER		F901	△ 1-576-108-11	FUSE 4.0A (970X, 1070X:US, Canadian)	
59	7-621-849-00	SCREW, TAPPING		F901	△ 1-532-350-00	FUSE, TIME-LAG 4.0A (1070X:E2, E3)	
60	3-706-165-00	SCREW		F902	△ 1-532-509-00	FUSE, GLASS TUBE 6.3A (970X:Canadian)	
61	* 4-945-384-01	PANEL, BACK (1070X:US)		F902	△ 1-532-510-00	FUSE, GLASS TUBE 8A	
61	* 4-945-384-11	PANEL, BACK (1070X:Canadian)		F903	△ 1-532-350-00	FUSE, TIME-LAG 4.0A (1070X:E2, E3)	
61	* 4-945-384-21	PANEL, BACK (970X:US)		F904	△ 1-532-350-00	FUSE, TIME-LAG 4.0A (1070X:E2, E3)	
61	* 4-945-384-31	PANEL, BACK (970X:Canadian)		F905	△ 1-532-350-00	FUSE, TIME-LAG 4.0A (1070X:E2, E3)	
61	* 4-945-384-41	PANEL, BACK (1070X:E2, E3)		F971	△ 1-576-108-11	FUSE 4.0A (970X)	
62	△ 1-575-975-11	CORD, POWER (1070X:US, Canadian, 970X)		F971	△ 1-576-109-11	FUSE 5.0A (1070X)	
62	△ 1-590-074-11	CORD, POWER (1070X:E2, E3)		F972	△ 1-576-108-11	FUSE 4.0A (970X)	
62	△ 1-575-975-11	CORD, POWER (970X, 1070X:US, Canadian)		F972	△ 1-576-109-11	FUSE 5.0A (1070X)	
63	* 3-703-244-00	BUSHING (2104), CORD		S701	1-572-291-11	SWITCH, ROTARY SLIDE (970X)	
64	* 1-640-069-11	SURR SP BOARD		S701	1-572-291-21	SWITCH, ROTARY SLIDE (1070X)	
65	* A-4345-257-A	MAIN BOARD, COMPLETE (1070X:US, E2, E3)		T901	△ 1-448-517-21	TRANSFORMER, POWER (970X, 1070X:US, Canadian)	
65	* A-4345-268-A	MAIN BOARD, COMPLETE (970X:US)		T901	△ 1-448-523-11	TRANSFORMER, POWER (1070X:E2, E3)	
65	* A-4345-570-A	MAIN BOARD, COMPLETE (970X:Canadian)		T902	△ 1-450-581-11	TRANSFORMER, POWER (1070X:US, Canadian)	
65	* A-4345-569-A	MAIN BOARD, COMPLETE (1070X:Canadian)		T902	△ 1-450-580-11	TRANSFORMER, POWER (970X:US)	
66	* 1-640-067-11	VIDEO BOARD		T902	△ 1-450-580-21	TRANSFORMER, POWER (970X:Canadian)	
67	1-575-779-11	WIRE, FLAT TYPE (5 CORE)		T902	△ 1-450-632-11	TRANSFORMER, POWER (1070X:E2, E3)	
68	* 1-640-068-11	SP OUT BOARD					

Note:

The components identified by mark △ or dotted line with mark △ are critical for safety. Replace only with part number specified.

Note:

Les composants identifiés par une marque △ sont critiques pour la sécurité. Ne les remplacer que par une pièce portant le numéro spécifié.

SECTION 5 ELECTRICAL PARTS LIST

MAIN POWER IC

NOTE:

- Due to standardization, replacements in the parts list may be different from the parts specified in the diagrams or the components used on the set.
- -XX, -X mean standardized parts, so they may have some difference from the original one.
- RESISTORS
All resistors are in ohms
METAL : Metal-film resistor
METAL OXIDE : Metal Oxide-film resistor
F : nonflammable

- Items marked "*" are not stocked since they are seldom required for routine service. Some delay should be anticipated when ordering these items.
- SEMICONDUCTORS
In each case, u: μ , for example:
uA.....: μ A....., uPA.....: μ PA.....
uPB.....: μ PB....., uPC.....: μ PC.....
uPD.....: μ PD.....
- CAPACITORS
uF: μ F
- COILS
uH: μ H

The components identified by mark Δ or dotted line with mark Δ are critical for safety. Replace only with part number specified.

Les composants identifiés par une marque Δ sont critiques pour la sécurité. Ne les remplacer que par une pièce portant le numéro spécifié.

When indicating parts by reference number, please include the board name.

Ref. No.	Part No.	Description	Remark
* A-4345-257-A	MAIN BOARD, COMPLETE (1070X:US, E2, E3)	*****	
* A-4345-569-A	MAIN BOARD, COMPLETE (1070X:Canadian)	*****	
* A-4345-268-A	MAIN BOARD, COMPLETE (970X:US)	*****	
* A-4345-570-A	MAIN BOARD, COMPLETE (970X:Canadian)	*****	
* 1-640-061-11	POWER IC BOARD	*****	
* 1-533-213-31	HOLDER, FUSE		
* 1-564-496-11	PIN, CONNECTOR 3P		
* 4-942-204-01	PLATE, GROUND		
< CAPACITOR >			
C201	1-164-097-11 CERAMIC	0.022uF	50V
C202	1-124-477-11 ELECT	47uF	20% 25V
C203	1-164-097-11 CERAMIC	0.022uF	50V
C204	1-124-903-11 ELECT	1uF	20% 50V
C205	1-164-097-11 CERAMIC	0.022uF	50V
C206	1-125-486-11 DUBLE LAYERS	0.22F	5.5V
C207	1-164-097-11 CERAMIC	0.022uF	50V
C208	1-124-925-11 ELECT	2.2uF	20% 100V
C209	1-164-097-11 CERAMIC	0.022uF	50V
C210	1-124-907-11 ELECT	10uF	20% 50V
C211	1-164-097-11 CERAMIC	0.022uF	50V
C212	1-124-903-11 ELECT	1uF	20% 50V
C214	1-162-286-31 CERAMIC	220PF	10% 50V
C215	1-162-286-31 CERAMIC	220PF	10% 50V
C216	1-162-286-31 CERAMIC	220PF	10% 50V
C217	1-162-286-31 CERAMIC	220PF	10% 50V
C218	1-162-286-31 CERAMIC	220PF	10% 50V
C219	1-162-286-31 CERAMIC	220PF	10% 50V
C220	1-162-286-31 CERAMIC	220PF	10% 50V
C221	1-164-097-11 CERAMIC	0.022uF	50V

Ref. No.	Part No.	Description	Remark
C222	1-164-097-11 CERAMIC	0.022uF	50V
C223	1-164-097-11 CERAMIC	0.022uF	50V
C501	1-162-282-31 CERAMIC	100PF	10% 50V
C502	1-124-927-11 ELECT	4.7uF	20% 100V
C503	1-162-282-31 CERAMIC	100PF	10% 50V
C504	1-124-477-11 ELECT	47uF	20% 25V
C505	1-130-480-00 MYLAR	0.0056uF	5% 50V
C506	1-130-473-00 MYLAR	0.0015uF	5% 50V
C507	1-124-903-11 ELECT	1uF	20% 50V
C508	1-124-477-11 ELECT	47uF	20% 25V
C509	1-124-927-11 ELECT	4.7uF	20% 100V (1070X)
C510	1-124-927-11 ELECT	4.7uF	20% 100V
C511	1-164-097-11 CERAMIC	0.022uF	50V
C512	1-164-097-11 CERAMIC	0.022uF	50V (1070X)
C513	1-164-097-11 CERAMIC	0.022uF	50V (1070X)
C514	1-124-907-11 ELECT	10uF	20% 50V
C531	1-124-927-11 ELECT	4.7uF	20% 100V
C532	1-162-294-31 CERAMIC	0.001uF	10% 50V
C535	1-124-927-11 ELECT	4.7uF	20% 100V
C536	1-124-464-11 ELECT	0.22uF	20% 50V
C537	1-124-907-11 ELECT	10uF	20% 50V
C551	1-162-282-31 CERAMIC	100PF	10% 50V
C552	1-124-927-11 ELECT	4.7uF	20% 100V
C553	1-162-282-31 CERAMIC	100PF	10% 50V
C554	1-124-477-11 ELECT	47uF	20% 25V
C555	1-130-480-00 MYLAR	0.0056uF	5% 50V
C556	1-130-473-00 MYLAR	0.0015uF	5% 50V
C557	1-124-903-11 ELECT	1uF	20% 50V
C558	1-124-477-11 ELECT	47uF	20% 25V
C559	1-124-927-11 ELECT	4.7uF	20% 100V (1070X)

MAIN	POWER IC
------	----------

Ref. No.	Part No.	Description	Remark			Ref. No.	Part No.	Description	Remark		
C560	1-124-927-11	ELECT	4.7uF	20%	100V	C836	1-162-294-31	CERAMIC	0.001uF	10%	50V
C701	1-124-927-11	ELECT	4.7uF	20%	100V	C837	1-124-907-11	ELECT	10uF	20%	50V
C702	1-162-288-31	CERAMIC	330PF	10%	50V	C838	1-124-907-11	ELECT	10uF	20%	50V
C703	1-102-989-00	CERAMIC	68PF	5%	500V	C839	1-124-477-11	ELECT	47uF	20%	25V
C704	1-102-316-00	CERAMIC	15PF	5%	500V	C851	1-124-927-11	ELECT	4.7uF	20%	100V
C705	1-124-929-11	ELECT	22uF	20%	100V	C852	1-124-927-11	ELECT	4.7uF	20%	100V
C706	1-124-443-00	ELECT	100uF	20%	10V	C853	1-124-927-11	ELECT	4.7uF	20%	100V
C707	1-102-230-00	CERAMIC	4PF	0.25PF	500V	C854	1-124-927-11	ELECT	4.7uF	20%	100V
C708	1-124-910-11	ELECT	47uF	20%	50V	C971	1-125-690-11	ELECT	12000uF	20%	71V (1070X)
C709	1-102-233-00	CERAMIC	33PF	10%	500V	C971	1-125-677-11	ELECT	10000uF	20%	63V (970X)
C710	1-102-233-00	CERAMIC	33PF	10%	500V	C972	1-125-690-11	ELECT	12000uF	20%	71V (1070X)
C711	1-136-165-00	FILM	0.1uF	5%	50V	C972	1-125-677-11	ELECT	10000uF	20%	63V (970X)
C712	1-136-165-00	FILM	0.1uF	5%	50V	C973	1-164-097-11	CERAMIC	0.022uF		50V
C713	1-130-487-00	MYLAR	0.022uF	5%	50V (970X:US, 1070X)	C974	1-164-097-11	CERAMIC	0.022uF		50V
C713	1-130-491-00	MYLAR	0.047uF	5%	50V (970X:Canadian)	C975	1-124-618-11	ELECT	2200uF	20%	35V
C714	1-130-491-00	MYLAR	0.047uF	5%	50V (970X:Canadian)	C976	1-126-105-11	ELECT	1000uF	20%	35V
C721	1-136-165-00	FILM	0.1uF	5%	50V	C977	1-126-955-11	ELECT	4700uF	20%	35V (1070X)
C722	1-124-471-00	ELECT	1000uF	20%	6.3V	C977	1-126-954-11	ELECT	3300uF	20%	35V (970X)
C751	1-124-927-11	ELECT	4.7uF	20%	100V	C978	1-126-955-11	ELECT	4700uF	20%	35V (1070X)
C752	1-162-288-31	CERAMIC	330PF	10%	50V	C978	1-126-954-11	ELECT	3300uF	20%	35V (970X)
C753	1-102-989-00	CERAMIC	68PF	5%	500V	C979	1-124-477-11	ELECT	47uF	20%	25V
C754	1-102-316-00	CERAMIC	15PF	5%	500V	C980	1-124-477-11	ELECT	47uF	20%	25V
C755	1-124-929-11	ELECT	22uF	20%	100V	C981	1-124-477-11	ELECT	47uF	20%	25V
C756	1-124-443-00	ELECT	100uF	20%	10V	C982	1-124-907-11	ELECT	10uF	20%	50V
C757	1-102-230-00	CERAMIC	4PF	0.25PF	500V	C983	1-124-907-11	ELECT	10uF	20%	50V
C758	1-124-910-11	ELECT	47uF	20%	50V	C984	1-164-097-11	CERAMIC	0.022uF		50V
C759	1-102-233-00	CERAMIC	33PF	10%	500V	C985	1-164-097-11	CERAMIC	0.022uF		50V
C760	1-102-233-00	CERAMIC	33PF	10%	500V	C986	1-164-097-11	CERAMIC	0.022uF		50V
C761	1-136-165-00	FILM	0.1uF	5%	50V	C988	1-102-394-11	CERAMIC	0.01uF		250V
C762	1-136-165-00	FILM	0.1uF	5%	50V	C989	1-102-394-11	CERAMIC	0.01uF		250V
C763	1-130-487-00	MYLAR	0.022uF	5%	50V (970X:US, 1070X)			< FILTER >			
C763	1-130-491-00	MYLAR	0.047uF	5%	50V (970X:Canadian)	CF201	1-577-101-11	VIBRATOR, CERAMIC			
C764	1-130-491-00	MYLAR	0.047uF	5%	50V (970X:Canadian)			< CONNECTOR >			
C801	1-124-927-11	ELECT	4.7uF	20%	100V	CN202	1-568-838-11	SOCKET, CONNECTOR 21P			
C802	1-124-927-11	ELECT	4.7uF	20%	100V	CN206	* 1-568-824-11	SOCKET, CONNECTOR 5P			
C803	1-124-927-11	ELECT	4.7uF	20%	100V	CN208	* 1-568-824-11	SOCKET, CONNECTOR 5P			
C804	1-124-927-11	ELECT	4.7uF	20%	100V	CN801	* 1-568-828-11	SOCKET, CONNECTOR 9P			
C805	1-164-087-11	CERAMIC	0.0015uF	10%	50V	CNJ11	* 1-564-506-11	PLUG, CONNECTOR 3P			
C831	1-124-907-11	ELECT	10uF	20%	50V						
C832	1-162-282-31	CERAMIC	100PF	10%	50V						
C833	1-124-907-11	ELECT	10uF	20%	50V						
C834	1-124-907-11	ELECT	10uF	20%	50V						
C835	1-124-477-11	ELECT	47uF	20%	25V						

MAIN	POWER IC
------	----------

Ref. No.	Part No.	Description	Remark
CNJ13	* 1-564-506-11	PLUG, CONNECTOR 3P	
CNJ15	* 1-564-506-11	PLUG, CONNECTOR 3P	
CNJ21	* 1-564-505-11	PLUG, CONNECTOR 2P (1070X)	
CNJ54	* 1-564-241-00	PIN, CONNECTOR 4P	
CNJ203	* 1-573-192-11	CONNECTOR, BOARD TO BOARD 13P	
CNJ204	* 1-573-192-11	CONNECTOR, BOARD TO BOARD 13P	
CNJ205	* 1-573-192-11	CONNECTOR, BOARD TO BOARD 13P	
CNJ207	* 1-564-338-00	PIN, CONNECTOR 4P	
CNJ501	1-566-819-31	JACK 1P (DRLC)	
CNJ502	1-565-320-11	JACK, PIN 6P (PHONO/CD/DAT)	
CNJ503	1-565-320-11	JACK, PIN 6P (DAT/TAPE 1)	
CNJ504	1-565-320-11	JACK, PIN 6P (VIDEO 2/LD, VIDEO 1)	
CNJ505	1-565-258-11	JACK, PIN 4P (TAPE 2)	
CNJ506	1-565-258-11	JACK, PIN 4P (ADAPTOR)	
CNJ507	1-580-174-31	JACK, PIN (3P FRONT) (VIDEO 3 INPUT) (1070X)	
CNJ901	* 1-573-495-11	PLUG, CONNECTOR 6P	
CNJ902	* 1-565-482-11	CONNECTOR, BOARD TO BOARD 6P	
< DIODE >			
D201	8-719-912-20	DIODE 1SS120	
D202	8-719-912-20	DIODE 1SS120	
D203	8-719-912-20	DIODE 1SS120	
D204	8-719-912-20	DIODE 1SS120	
D205	8-719-912-20	DIODE 1SS120	
D206	8-719-912-20	DIODE 1SS120	
D207	8-719-912-20	DIODE 1SS120	
D208	8-719-912-20	DIODE 1SS120	
D209	8-719-912-20	DIODE 1SS120	
D541	8-719-912-20	DIODE 1SS120	
D542	8-719-912-20	DIODE 1SS120	
D543	8-719-912-20	DIODE 1SS120	
D544	8-719-912-20	DIODE 1SS120	
D701	8-719-912-20	DIODE 1SS120	
D703	8-719-912-20	DIODE 1SS120	
D704	8-719-912-20	DIODE 1SS120	
D705	8-719-912-20	DIODE 1SS120	
D706	8-719-912-20	DIODE 1SS120	
D707	8-719-912-20	DIODE 1SS120	
D710	8-719-300-04	DIODE SV-04	
D711	8-719-300-04	DIODE SV-04	
D751	8-719-912-20	DIODE 1SS120	
D753	8-719-912-20	DIODE 1SS120	
D754	8-719-912-20	DIODE 1SS120	
D760	8-719-300-04	DIODE SV-04	

Ref. No.	Part No.	Description	Remark
D761	8-719-300-04	DIODE SV-04	
D831	8-719-912-20	DIODE 1SS120	
D832	8-719-912-20	DIODE 1SS120	
D971	8-719-302-37	DIODE RBV-602	
D972	8-719-511-40	DIODE S1VB40	
D973	8-719-311-72	DIODE RBA-406H-01	
D974	8-719-934-23	DIODE HZS30-3L	
< IC >			
IC201	8-759-820-62	IC LB1639	
IC202	8-759-153-57	IC uPD75517GF-016-389	
IC501	8-759-634-51	IC M5218AP	
IC502	8-759-634-50	IC M5218AL	
IC503	8-759-634-50	IC M5218AL	
IC504	8-759-634-50	IC M5218AL	
IC505	8-759-805-14	IC LC7822	
IC506	8-759-805-14	IC LC7822	
IC507	8-759-634-50	IC M5218AL	
IC508	8-759-801-01	IC LC4966	
IC701	8-749-921-85	IC STK-3122-3 (1070X)	
IC701	8-749-920-70	IC STK-3102-MK3 (970X)	
IC801	8-759-820-11	IC LC7535	
IC802	8-759-634-51	IC M5218AP	
IC803	8-759-801-01	IC LC4966	
IC804	8-759-634-50	IC M5218AL	
IC805	8-759-991-11	IC XR1091DCP	
IC971	8-759-604-39	IC M5F78M12L	
IC972	8-759-604-45	IC M5F79M12L	
IC973	8-759-604-35	IC M5F78M05L	
< COIL >			
L201	1-410-521-11	INDUCTOR	100uH
L701	* 1-420-872-00	COIL, AIR CORE	
L751	* 1-420-872-00	COIL, AIR CORE	
L831	1-410-521-11	INDUCTOR	100uH
L832	1-410-521-11	INDUCTOR	100uH
< TRANSISTOR >			
Q201	8-729-900-63	TRANSISTOR DTA124ES	
Q202	8-729-620-05	TRANSISTOR 2SC2603-EF	
Q203	8-729-900-63	TRANSISTOR DTA124ES	
Q204	8-729-900-36	TRANSISTOR DTC124ES	
Q205	8-729-900-36	TRANSISTOR DTC124ES	
Q206	8-729-900-63	TRANSISTOR DTA124ES	
Q207	8-729-900-36	TRANSISTOR DTC124ES	
Q208	8-729-900-63	TRANSISTOR DTA124ES	
Q209	8-729-900-36	TRANSISTOR DTC124ES	
Q210	8-729-900-63	TRANSISTOR DTA124ES	

MAIN	POWER IC
------	----------

Ref. No.	Part No.	Description	Remark	Ref. No.	Part No.	Description	Remark
Q211	8-729-900-63	TRANSISTOR DTA124ES		R209	1-249-425-11	CARBON 4.7K 5%	1/4W
Q212	8-729-900-63	TRANSISTOR DTA124ES		R210	1-249-437-11	CARBON 47K 5%	1/4W
Q213	8-729-900-63	TRANSISTOR DTA124ES					
Q214	8-729-900-63	TRANSISTOR DTA124ES		R211	1-249-421-11	CARBON 2.2K 5%	1/4W
Q215	8-729-900-36	TRANSISTOR DTC124ES		R212	1-249-437-11	CARBON 47K 5%	1/4W
				R213	1-249-423-11	CARBON 3.3K 5%	1/4W
Q531	8-729-141-30	TRANSISTOR 2SC3623A-LK		R214	1-249-429-11	CARBON 10K 5%	1/4W
Q535	8-729-141-30	TRANSISTOR 2SC3623A-LK		R215	1-249-429-11	CARBON 10K 5%	1/4W
Q536	8-729-141-30	TRANSISTOR 2SC3623A-LK					
Q537	8-729-900-80	TRANSISTOR DTC114ES		R216	1-249-429-11	CARBON 10K 5%	1/4W
Q581	8-729-141-30	TRANSISTOR 2SC3623A-LK		R217	1-249-429-11	CARBON 10K 5%	1/4W
				R218	1-249-429-11	CARBON 10K 5%	1/4W
Q585	8-729-141-30	TRANSISTOR 2SC3623A-LK		R219	1-249-429-11	CARBON 10K 5%	1/4W
Q586	8-729-141-30	TRANSISTOR 2SC3623A-LK		R220	1-249-429-11	CARBON 10K 5%	1/4W
Q701	8-729-209 15	TRANSISTOR 2SD2012					
Q703	8-729-141-46	TRANSISTOR 2SC4431-LK		R221	1-249-429-11	CARBON 10K 5%	1/4W
Q704	8-729-141-37	TRANSISTOR 2SA1684-LK		R222	1-249-429-11	CARBON 10K 5%	1/4W
				R223	1-249-429-11	CARBON 10K 5%	1/4W
Q705	8-729-320-71	TRANSISTOR 2SC3856-0Y (970X)		R224	1-249-429-11	CARBON 10K 5%	1/4W
Q705	8-729-320-96	TRANSISTOR 2SC2921-OPY (1070X)		R225	1-249-429-11	CARBON 10K 5%	1/4W
Q706	8-729-320-72	TRANSISTOR 2SA1492-0Y (970X)					
Q706	8-729-320-73	TRANSISTOR 2SA1215-0Y (1070X)		R226	1-249-429-11	CARBON 10K 5%	1/4W
Q707	8-729-140-82	TRANSISTOR 2SA988-PAFAEA		R227	1-249-429-11	CARBON 10K 5%	1/4W
				R228	1-249-429-11	CARBON 10K 5%	1/4W
Q708	8-729-140-82	TRANSISTOR 2SA988-PAFAEA		R229	1-249-429-11	CARBON 10K 5%	1/4W
Q719	8-729-620-05	TRANSISTOR 2SC2603-EF		R230	1-249-429-11	CARBON 10K 5%	1/4W
Q721	8-729-140-84	TRANSISTOR 2SC1841-PAFAEA					
Q722	8-729-620-05	TRANSISTOR 2SC2603-EF		R231	1-249-429-11	CARBON 10K 5%	1/4W
Q723	8-729-620-05	TRANSISTOR 2SC2603-EF		R232	1-249-429-11	CARBON 10K 5%	1/4W
				R233	1-249-393-11	CARBON 10 5%	1/4W
Q751	8-729-209 15	TRANSISTOR 2SD2012		R234	1-249-401-11	CARBON 47 5%	1/4W
Q753	8-729-141-46	TRANSISTOR 2SC4431-LK		R235	1-249-425-11	CARBON 4.7K 5%	1/4W
Q754	8-729-141-37	TRANSISTOR 2SA1684-LK					
Q755	8-729-320-71	TRANSISTOR 2SC3856-0Y (970X)		R236	1-249-429-11	CARBON 10K 5%	1/4W
Q755	8-729-320-96	TRANSISTOR 2SC2921-OPY (1070X)		R237	1-249-425-11	CARBON 4.7K 5%	1/4W
				R238	1-249-425-11	CARBON 4.7K 5%	1/4W
Q756	8-729-320-72	TRANSISTOR 2SA1492-0Y (970X)		R240	1-249-417-11	CARBON 1K 5%	1/4W
Q756	8-729-320-73	TRANSISTOR 2SA1215-0Y (1070X)		R241	1-249-437-11	CARBON 47K 5%	1/4W
Q757	8-729-140-82	TRANSISTOR 2SA988-PAFAEA					
Q758	8-729-140-82	TRANSISTOR 2SA988-PAFAEA		R242	1-249-437-11	CARBON 47K 5%	1/4W
Q802	8-729-141-30	TRANSISTOR 2SC3623A-LK		R243	1-249-429-11	CARBON 10K 5%	1/4W
				R244	1-249-437-11	CARBON 47K 5%	1/4W
Q803	8-729-141-30	TRANSISTOR 2SC3623A-LK		R245	1-249-437-11	CARBON 47K 5%	1/4W
Q804	8-729-141-30	TRANSISTOR 2SC3623A-LK		R246	1-249-437-11	CARBON 47K 5%	1/4W
Q831	8-729-119-76	TRANSISTOR 2SA1175-HFE					
Q971	8-729-140-96	TRANSISTOR 2SD774-34		R247	1-249-437-11	CARBON 47K 5%	1/4W
				R248	1-249-437-11	CARBON 47K 5%	1/4W
< RESISTOR >				R501	1-249-411-11	CARBON 330 5%	1/4W
R201	1-249-437-11	CARBON 47K 5%	1/4W	R502	1-249-441-11	CARBON 100K 5%	1/4W
R202	1-249-437-11	CARBON 47K 5%	1/4W	R503	1-249-441-11	CARBON 100K 5%	1/4W
R203	1-249-405-11	CARBON 100 5%	1/4W				
R204	1-249-429-11	CARBON 10K 5%	1/4W	R504	1-249-417-11	CARBON 1K 5%	1/4W
R205	1-249-429-11	CARBON 10K 5%	1/4W	R505	1-247-897-11	CARBON 560K 5%	1/4W
				R506	1-249-437-11	CARBON 47K 5%	1/4W
R206	1-249-429-11	CARBON 10K 5%	1/4W	R507	1-249-441-11	CARBON 100K 5%	1/4W
R207	1-249-429-11	CARBON 10K 5%	1/4W	R508	1-249-409-11	CARBON 220 5%	1/4W
R208	1-249-429-11	CARBON 10K 5%	1/4W				

MAIN POWER IC

Ref. No.	Part No.	Description	Remark
R509	1-249-433-11	CARBON	22K 5% 1/4W
R510	1-249-417-11	CARBON	1K 5% 1/4W
R511	1-249-417-11	CARBON	1K 5% 1/4W
R512	1-249-417-11	CARBON	1K 5% 1/4W
R513	1-249-417-11	CARBON	1K 5% 1/4W
R514	1-249-421-11	CARBON	2. 2K 5% 1/4W
R515	1-249-417-11	CARBON	1K 5% 1/4W
R516	1-249-417-11	CARBON	1K 5% 1/4W
R517	1-249-417-11	CARBON	1K 5% 1/4W
R518	1-249-417-11	CARBON	1K 5% 1/4W
R519	1-249-437-11	CARBON	47K 5% 1/4W
R520	1-249-437-11	CARBON	47K 5% 1/4W
R521	1-249-437-11	CARBON	47K 5% 1/4W
R522	1-249-437-11	CARBON	47K 5% 1/4W
R523	1-249-437-11	CARBON	47K 5% 1/4W
R524	1-249-435-11	CARBON	33K 5% 1/4W
R525	1-249-417-11	CARBON	1K 5% 1/4W
R526	1-249-437-11	CARBON	47K 5% 1/4W
R527	1-249-437-11	CARBON	47K 5% 1/4W
R528	1-249-437-11	CARBON	47K 5% 1/4W
R529	1-249-417-11	CARBON	1K 5% 1/4W (1070X)
R530	1-247-887-00	CARBON	220K 5% 1/4W (1070X)
R531	1-249-405-11	CARBON	100 5% 1/4W
R533	1-249-425-11	CARBON	4. 7K 5% 1/4W
R534	1-249-405-11	CARBON	100 5% 1/4W
R535	1-249-421-11	CARBON	2. 2K 5% 1/4W
R536	1-249-425-11	CARBON	4. 7K 5% 1/4W
R538	1-249-417-11	CARBON	1K 5% 1/4W
R539	1-249-405-11	CARBON	100 5% 1/4W
R540	1-249-429-11	CARBON	10K 5% 1/4W
R542	1-249-433-11	CARBON	22K 5% 1/4W
R543	1-249-415-11	CARBON	680 5% 1/4W
R544	1-247-903-00	CARBON	1M 5% 1/4W
R545	1-249-429-11	CARBON	10K 5% 1/4W
R546	1-249-405-11	CARBON	100 5% 1/4W
R547	1-249-405-11	CARBON	100 5% 1/4W
R549	1-249-417-11	CARBON	1K 5% 1/4W
R551	1-249-411-11	CARBON	330 5% 1/4W
R552	1-249-441-11	CARBON	100K 5% 1/4W
R553	1-249-441-11	CARBON	100K 5% 1/4W
R554	1-249-417-11	CARBON	1K 5% 1/4W
R555	1-247-897-11	CARBON	560K 5% 1/4W
R556	1-249-437-11	CARBON	47K 5% 1/4W
R557	1-249-441-11	CARBON	100K 5% 1/4W
R558	1-249-409-11	CARBON	220 5% 1/4W
R559	1-249-433-11	CARBON	22K 5% 1/4W
R560	1-249-417-11	CARBON	1K 5% 1/4W

Ref. No.	Part No.	Description	Remark
R561	1-249-417-11	CARBON	1K 5% 1/4W
R562	1-249-417-11	CARBON	1K 5% 1/4W
R563	1-249-417-11	CARBON	1K 5% 1/4W
R564	1-249-421-11	CARBON	2. 2K 5% 1/4W
R565	1-249-417-11	CARBON	1K 5% 1/4W
R566	1-249-417-11	CARBON	1K 5% 1/4W
R567	1-249-417-11	CARBON	1K 5% 1/4W
R568	1-249-417-11	CARBON	1K 5% 1/4W
R569	1-249-437-11	CARBON	47K 5% 1/4W
R570	1-249-437-11	CARBON	47K 5% 1/4W
R571	1-249-437-11	CARBON	47K 5% 1/4W
R572	1-249-437-11	CARBON	47K 5% 1/4W
R573	1-249-437-11	CARBON	47K 5% 1/4W
R574	1-249-435-11	CARBON	33K 5% 1/4W
R575	1-249-417-11	CARBON	1K 5% 1/4W
R576	1-249-437-11	CARBON	47K 5% 1/4W
R577	1-249-437-11	CARBON	47K 5% 1/4W
R578	1-249-437-11	CARBON	47K 5% 1/4W
R579	1-249-417-11	CARBON	1K 5% 1/4W (1070X)
R580	1-247-887-00	CARBON	220K 5% 1/4W (1070X)
R581	1-249-405-11	CARBON	100 5% 1/4W
R584	1-249-405-11	CARBON	100 5% 1/4W
R586	1-249-425-11	CARBON	4. 7K 5% 1/4W
R588	1-249-417-11	CARBON	1K 5% 1/4W
R589	1-249-405-11	CARBON	100 5% 1/4W
R592	1-249-433-11	CARBON	22K 5% 1/4W
R596	1-249-405-11	CARBON	100 5% 1/4W
R597	1-249-405-11	CARBON	100 5% 1/4W
R701	1-249-417-11	CARBON	1K 5% 1/4W
R702	1-249-438-11	CARBON	56K 5% 1/4W
R703	1-249-413-11	CARBON	470 5% 1/4W
R704	1-249-401-11	CARBON	47 5% 1/4W
R705	1-249-410-11	CARBON	270 5% 1/4W
R706	1-249-438-11	CARBON	56K 5% 1/4W
R707	1-249-417-11	CARBON	1K 5% 1/4W
R708	1-249-412-11	CARBON	390 5% 1/4W
R709	1-249-393-11	CARBON	10 5% 1/4W
R710	1-249-393-11	CARBON	10 5% 1/4W
R711	1-247-704-11	CARBON	220 5% 1/4W
R713	1-247-688-11	CARBON	10 5% 1/4W
R714	1-247-688-11	CARBON	10 5% 1/4W
R715	1-214-789-00	RES, METAL PLATE 0. 1	
R716	1-214-789-00	RES, METAL PLATE 0. 1	
R717	1-249-422-11	CARBON	2. 7K 5% 1/4W
R718	1-249-431-11	CARBON	15K 5% 1/4W
R719	1-249-422-11	CARBON	2. 7K 5% 1/4W
R720	1-249-431-11	CARBON	15K 5% 1/4W

MAIN

POWER IC

POWER

REAR

VIDEO

SP OUT

SURR SP

VOLUME

RELAY

BALANCE VR

HP

MUT

Ref. No.	Part No.	Description	Remark		
R721	1-260-072-11	CARBON	4.7	5%	1/2W
R722	1-260-076-11	CARBON	10	5%	1/2W
R725	1-249-417-11	CARBON	1K	5%	1/4W
R726	1-249-429-11	CARBON	10K	5%	1/4W
R727	1-249-437-11	CARBON	47K	5%	1/4W
R728	1-249-436-11	CARBON	39K	5%	1/4W
R729	1-249-434-11	CARBON	27K	5%	1/4W
R730	1-249-433-11	CARBON	22K	5%	1/4W
R731	1-249-437-11	CARBON	47K	5%	1/4W
R751	1-249-417-11	CARBON	1K	5%	1/4W
R752	1-249-438-11	CARBON	56K	5%	1/4W
R753	1-249-413-11	CARBON	470	5%	1/4W
R754	1-249-401-11	CARBON	47	5%	1/4W
R755	1-249-410-11	CARBON	270	5%	1/4W
R756	1-249-438-11	CARBON	56K	5%	1/4W
R757	1-249-417-11	CARBON	1K	5%	1/4W
R758	1-249-412-11	CARBON	390	5%	1/4W
R759	1-249-393-11	CARBON	10	5%	1/4W
R760	1-249-393-11	CARBON	10	5%	1/4W
R761	1-247-704-11	CARBON	220	5%	1/4W
R763	1-247-688-11	CARBON	10	5%	1/4W
R764	1-247-688-11	CARBON	10	5%	1/4W
R765	1-214-789-00	RES. METAL PLATE 0.1			
R766	1-214-789-00	RES. METAL PLATE 0.1			
R767	1-249-422-11	CARBON	2.7K	5%	1/4W
R768	1-249-431-11	CARBON	15K	5%	1/4W
R769	1-249-422-11	CARBON	2.7K	5%	1/4W
R770	1-249-431-11	CARBON	15K	5%	1/4W
R771	1-260-072-11	CARBON	4.7	5%	1/2W
R772	1-260-076-11	CARBON	10	5%	1/2W
R801	1-247-887-00	CARBON	220K	5%	1/4W
R802	1-249-429-11	CARBON	10K	5%	1/4W
R803	1-247-883-00	CARBON	150K	5%	1/4W
R805	1-249-425-11	CARBON	4.7K	5%	1/4W
R831	1-249-441-11	CARBON	100K	5%	1/4W
R832	1-249-441-11	CARBON	100K	5%	1/4W
R834	1-249-417-11	CARBON	1K	5%	1/4W
R835	1-247-885-00	CARBON	180K	5%	1/4W
R836	1-249-429-11	CARBON	10K	5%	1/4W
R837	1-249-431-11	CARBON	15K	5%	1/4W
R838	1-249-417-11	CARBON	1K	5%	1/4W
R839	1-249-419-11	CARBON	1.5K	5%	1/4W
R840	1-249-441-11	CARBON	100K	5%	1/4W
R841	1-249-427-11	CARBON	6.8K	5%	1/4W
R842	1-249-426-11	CARBON	5.6K	5%	1/4W
R851	1-247-887-00	CARBON	220K	5%	1/4W
R852	1-249-429-11	CARBON	10K	5%	1/4W
R853	1-247-883-00	CARBON	150K	5%	1/4W

Ref. No.	Part No.	Description	Remark			
R971	△ 1-215-906-11	METAL OXIDE	15	5%	3W	F
R972	△ 1-216-472-00	METAL OXIDE	39	5%	3W	F
R973	1-249-385-11	CARBON	2.2	5%	1/6W	
R974	1-249-385-11	CARBON	2.2	5%	1/6W	
R975	1-249-409-11	CARBON	220	5%	1/4W	
R976	1-249-426-11	CARBON	5.6K	5%	1/4W	
< VARIABLE RESISTOR >						
RT701	1-238-596-11	RES. ADJ. CARBON 470 (BIAS)				
RT751	1-238-596-11	RES. ADJ. CARBON 470 (BIAS)				
< RELAY >						
RY541	1-515-726-11	RELAY				
RY701	1-515-741-11	RELAY				
< CONNECTOR >						
TP701	* 1-560-060-00	PIN, CONNECTOR 2P				
TP751	* 1-560-060-00	PIN, CONNECTOR 2P				

* A-4345-261-A POWER BOARD, COMPLETE (970X, 1070X:US, Canadian) *****						
* A-4345-668-A POWER BOARD, COMPLETE (1070X:E2, E3) *****						
* A-4345-266-A REAR BOARD, COMPLETE (1070X) *****						
* A-4345-277-A REAR BOARD, COMPLETE (970X) *****						
* 1-640-067-11 VIDEO BOARD *****						
* 1-640-068-11 SP OUT BOARD *****						
* 1-640-069-11 SURR SP BOARD *****						
* 1-640-070-11 VOLUME BOARD *****						
* 1-640-071-11 RELAY BOARD *****						
* 1-640-072-11 BALANCE VR BOARD *****						
* 1-640-073-11 HP BOARD *****						
* 1-640-075-11 MUT BOARD *****						
* 1-533-185-11 HOLDER, FUSE (970X, 1070X:US, Canadian)						
* 1-533-213-31 HOLDER, FUSE (1070X:E2, E3)						
* 3-309-144-21 HEAT SINK						
* 4-942-204-01 PLATE, GROUND						
7-682-548-04 SCREW +BVT 3X8 (S)						

Note:

The components identified by mark △ or dotted line with mark △ are critical for safety. Replace only with part number specified.

Note:

Les composants identifiés par une marque △ sont critiques pour la sécurité. Ne les remplacer que par une pièce portant le numéro spécifié.

POWER

REAR

VIDEO

SP OUT

SURR SP

VOLUME

RELAY

BALANCE VR

HP

MUT

Ref. No.	Part No.	Description	Remark
< BASE POST >			
BP901	* 1-535-140-00	BASE POST 22MM (10MM PITCH) 3P (970X, 1070X:US, Canadian)	
BP902	* 1-535-140-00	BASE POST 22MM (10MM PITCH) 3P (1070X:E2, E3)	
BP903	1-535-139-00	BASE POST 22MM (10MM PITCH) 2P	
BP904	* 1-535-140-00	BASE POST 22MM (10MM PITCH) 3P (1070X:E2, E3)	
BP905	* 1-535-140-00	BASE POST 22MM (10MM PITCH) 3P (1070X:E2, E3)	
BP906	* 1-535-140-00	BASE POST 22MM (10MM PITCH) 3P (1070X:E2, E3)	
< CAPACITOR >			
C251	1-124-927-11	ELECT 4.7uF	20% 100V
C252	1-124-927-11	ELECT 4.7uF	20% 100V
C253	1-124-472-11	ELECT 470uF	20% 10V
C254	1-124-472-11	ELECT 470uF	20% 10V
C255	1-124-472-11	ELECT 470uF	20% 10V
C256	1-124-477-11	ELECT 47uF	20% 25V
C257	1-124-927-11	ELECT 4.7uF	20% 100V (1070X)
C599	1-124-273-00	ELECT 3.3uF	20% 50V
C601	1-124-927-11	ELECT 4.7uF	20% 100V
C602	1-162-282-31	CERAMIC 100PF	10% 50V
C603	1-162-282-31	CERAMIC 100PF	10% 50V
C604	1-162-191-31	CERAMIC 2.2PF	10% 50V
C605	1-124-477-11	ELECT 47uF	20% 25V
C606	1-164-159-11	CERAMIC 0.1uF	50V
C607	1-130-487-00	MYLAR 0.022uF	5% 50V
C608	1-124-927-11	ELECT 4.7uF	20% 100V
C621	1-124-927-11	ELECT 4.7uF	20% 100V (1070X)
C622	1-162-282-31	CERAMIC 100PF	10% 50V (1070X)
C623	1-162-282-31	CERAMIC 100PF	10% 50V (1070X)
C625	1-124-477-11	ELECT 47uF	20% 25V (1070X)
C626	1-164-159-11	CERAMIC 0.1uF	50V (1070X)
C627	1-130-487-00	MYLAR 0.022uF	5% 50V (1070X)
C628	1-124-927-11	ELECT 4.7uF	20% 100V (1070X)
C631	1-124-927-11	ELECT 4.7uF	20% 100V (970X)
C641	1-124-927-11	ELECT 4.7uF	20% 100V (1070X)

Ref. No.	Part No.	Description	Remark
C651	1-124-927-11	ELECT 4.7uF	20% 100V
C652	1-162-282-31	CERAMIC 100PF	10% 50V
C653	1-162-282-31	CERAMIC 100PF	10% 50V
C654	1-162-191-31	CERAMIC 2.2PF	10% 50V
C655	1-124-477-11	ELECT 47uF	20% 25V
C656	1-164-159-11	CERAMIC 0.1uF	50V
C657	1-130-487-00	MYLAR 0.022uF	5% 50V
C658	1-124-927-11	ELECT 4.7uF	20% 100V
C901	1-161-744-00	CERAMIC 0.01uF	400V
C951	1-164-097-11	CERAMIC 0.022uF	50V
C952	1-164-097-11	CERAMIC 0.022uF	50V
C953	1-124-557-11	ELECT 1000uF	20% 25V
C954	1-162-282-31	CERAMIC 100PF	10% 50V
C955	1-124-477-11	ELECT 47uF	20% 25V
C956	1-124-477-11	ELECT 47uF	20% 25V
C957	1-124-903-11	ELECT 1uF	20% 50V
C958	1-164-097-11	CERAMIC 0.022uF	50V
C959	1-124-464-11	ELECT 0.22uF	20% 50V
< CONNECTOR >			
CN210	* 1-568-824-11	SOCKET, CONNECTOR 5P	
CN510	* 1-568-824-11	SOCKET, CONNECTOR 5P	
CN610	* 1-568-824-11	SOCKET, CONNECTOR 5P	
CN611	* 1-568-824-11	SOCKET, CONNECTOR 5P	
CN612	* 1-568-828-11	SOCKET, CONNECTOR 9P	
CNJ12	* 1-564-505-11	PLUG, CONNECTOR 2P	
CNJ14	* 1-564-506-11	PLUG, CONNECTOR 3P	
CNJ16	* 1-564-518-11	PLUG, CONNECTOR 3P	
CNJ17	* 1-564-687-11	PIN, CONNECTOR 3P (1070X:E2, E3)	
CNJ18	* 1-564-687-11	PIN, CONNECTOR 3P (1070X:E2, E3)	
CNJ22	* 1-564-505-11	PLUG, CONNECTOR 2P (1070X)	
CNJ28	* 1-564-506-11	PLUG, CONNECTOR 3P	
CNJ42	* 1-564-505-11	PLUG, CONNECTOR 2P	
CNJ51	* 1-564-507-11	PLUG, CONNECTOR 4P	
CNJ53	* 1-564-508-11	PLUG, CONNECTOR 5P	
CNJ55	* 1-564-337-00	PIN, CONNECTOR 3P	
CNJ102	* 1-565-295-11	PLUG, CONNECTOR 4P	
CNJ251	1-565-319-11	JACK, PIN 2P (MONITOR)	
CNJ252	1-565-351-21	JACK, PIN 3P (VIDEO 2/LD, VIDEO 1)	
CNJ601	1-565-352-11	JACK, PIN 2P (CENTER OUT)	
CNJ701	1-507-796-71	JACK (HEADPHONES)	
CNJ901	1-540-060-11	OUTLET, AC (POLAR)	
CNJ902	* 1-564-338-00	PIN, CONNECTOR 4P	
CNJ903	* 1-564-321-00	PIN, CONNECTOR 2P	
< DIODE >			
D141	8-719-313-72	DIODE SEL3810A-CD	
D601	8-719-912-20	DIODE 1SS120	
D621	8-719-912-20	DIODE 1SS120 (1070X)	

POWER

REAR

VIDEO

SP OUT

SURRE SP

VOLUME

RELAY

BALANCE VR

HP

MUT

Ref. No.	Part No.	Description	Remark
D641	8-719-912-20	DIODE 1SS120	
D642	8-719-912-20	DIODE 1SS120	
D643	8-719-912-20	DIODE 1SS120	
D644	8-719-912-20	DIODE 1SS120	
D645	8-719-912-20	DIODE 1SS120	
D646	8-719-912-20	DIODE 1SS120	
D651	8-719-912-20	DIODE 1SS120	
D951	8-719-200-82	DIODE 11ES2	
D952	8-719-200-82	DIODE 11ES2	
D953	8-719-200-82	DIODE 11ES2	
D954	8-719-200-82	DIODE 11ES2	
D955	8-719-912-20	DIODE 1SS120	
D956	8-719-912-20	DIODE 1SS120	
D957	8-719-933-41	DIODE HZS6C3L	
D958	8-719-912-20	DIODE 1SS120	
D959	8-719-933-41	DIODE HZS6C3L	
D960	8-719-914-11	DIODE HZ4ALL	
< IC >			
IC251	8-759-991-77	IC BA7625	
IC601	8-759-502-32	IC S1-18752N	
IC621	8-759-323-30	IC LM3875-2 (1070X)	
IC651	8-759-502-32	IC S1-18752N	
< COIL >			
L251	1-410-509-11	INDUCTOR 10uH	
L601	* 1-420-872-00	COIL, AIR CORE	
L621	* 1-420-872-00	COIL, AIR CORE (1070X)	
L651	* 1-420-872-00	COIL, AIR CORE	
< TRANSISTOR >			
Q251	8-729-119-76	TRANSISTOR 2SA1175-HFE	
Q252	8-729-119-76	TRANSISTOR 2SA1175-HFE	
Q253	8-729-119-76	TRANSISTOR 2SA1175-HFE	
Q601	8-729-140-82	TRANSISTOR 2SA988-PAFAEA	
Q621	8-729-140-82	TRANSISTOR 2SA988-PAFAEA (1070X)	
Q641	8-729-620-05	TRANSISTOR 2SC2603-EF	
Q642	8-729-620-05	TRANSISTOR 2SC2603-EF	
Q643	8-729-620-05	TRANSISTOR 2SC2603-EF	
Q651	8-729-140-82	TRANSISTOR 2SA988-PAFAEA	
Q951	8-729-209-15	TRANSISTOR 2SD2012	
Q952	8-729-620-05	TRANSISTOR 2SC2603-EF	
Q953	8-729-620-05	TRANSISTOR 2SC2603-EF	
Q954	8-729-119-76	TRANSISTOR 2SA1175-HFE	
Q955	8-729-119-76	TRANSISTOR 2SA1175-HFE	
Q956	8-729-620-05	TRANSISTOR 2SC2603-EF	
< RESISTOR >			
R145	1-249-413-11	CARBON 470 5% 1/4W	

Ref. No.	Part No.	Description	Remark
R251	1-247-804-11	CARBON 75 5% 1/4W	
R252	1-247-804-11	CARBON 75 5% 1/4W	
R253	1-249-403-11	CARBON 68 5% 1/4W	
R254	1-249-429-11	CARBON 10K 5% 1/4W	
R255	1-249-403-11	CARBON 68 5% 1/4W	
R256	1-249-429-11	CARBON 10K 5% 1/4W	
R257	1-249-403-11	CARBON 68 5% 1/4W	
R258	1-249-429-11	CARBON 10K 5% 1/4W	
R259	1-249-405-11	CARBON 100 5% 1/4W	
R260	1-249-405-11	CARBON 100 5% 1/4W	
R261	1-249-405-11	CARBON 100 5% 1/4W	
R262	1-249-405-11	CARBON 100 5% 1/4W	
R263	1-249-405-11	CARBON 100 5% 1/4W	
R264	1-249-405-11	CARBON 100 5% 1/4W	
R265	1-247-804-11	CARBON 75 5% 1/4W (1070X)	
R269	△ 1-249-393-11	CARBON 10 5% 1/4W F (1070X)	
R599	1-249-413-11	CARBON 470 5% 1/4W	
R601	1-249-417-11	CARBON 1K 5% 1/4W	
R602	1-249-439-11	CARBON 68K 5% 1/4W	
R603	1-249-419-11	CARBON 1.5K 5% 1/4W	
R604	1-249-439-11	CARBON 68K 5% 1/4W	
R605	1-249-417-11	CARBON 1K 5% 1/4W	
R606	1-249-431-11	CARBON 15K 5% 1/4W	
R607	1-217-151-00	RES. METAL PLATE 0.22	
R608	1-249-389-11	CARBON 4.7 5% 1/4W	
R609	1-249-393-11	CARBON 10 5% 1/4W	
R610	1-249-434-11	CARBON 27K 5% 1/4W	
R621	1-249-417-11	CARBON 1K 5% 1/4W (1070X)	
R622	1-249-439-11	CARBON 68K 5% 1/4W (1070X)	
R623	1-249-419-11	CARBON 1.5K 5% 1/4W (1070X)	
R624	1-249-439-11	CARBON 68K 5% 1/4W (1070X)	
R625	1-249-417-11	CARBON 1K 5% 1/4W (1070X)	
R626	1-249-431-11	CARBON 15K 5% 1/4W (1070X)	
R627	1-217-151-00	RES. METAL PLATE 0.22 (1070X)	
R628	1-249-389-11	CARBON 4.7 5% 1/4W (1070X)	
R629	△ 1-249-393-11	CARBON 10 5% 1/4W F (1070X)	
R630	1-249-431-11	CARBON 15K 5% 1/4W (1070X)	
R631	1-249-441-11	CARBON 100K 5% 1/4W (970X)	
R641	1-249-421-11	CARBON 2.2K 5% 1/4W (1070X)	
R642	1-249-421-11	CARBON 2.2K 5% 1/4W (1070X)	
R643	1-249-421-11	CARBON 2.2K 5% 1/4W (1070X)	
R644	1-249-425-11	CARBON 4.7K 5% 1/4W (1070X)	
R645	1-249-413-11	CARBON 470 5% 1/4W (1070X)	
R651	1-249-417-11	CARBON 1K 5% 1/4W	
R652	1-249-439-11	CARBON 68K 5% 1/4W	
R653	1-249-419-11	CARBON 1.5K 5% 1/4W	

Note:
The components identified by mark △ or dotted line with mark △ are critical for safety. Replace only with part number specified.

Note:
Les composants identifiés par une marque △ sont critiques pour la sécurité. Ne les remplacer que par une pièce portant le numéro spécifié.

POWER REAR VIDEO SP OUT SURR SP VOLUME RELAY
BALANCE VR HP MUT SURROUND DISPLAY

Ref. No.	Part No.	Description	Remark
R654	1-249-439-11	CARBON 68K 5%	1/4W
R655	1-249-417-11	CARBON 1K 5%	1/4W
R656	1-249-431-11	CARBON 15K 5%	1/4W
R657	1-217-151-00	RES, METAL PLATE 0.22	
R658	1-249-389-11	CARBON 4.7 5%	1/4W
R659	1-249-393-11	CARBON 10 5%	1/4W
R660	1-249-433-11	CARBON 22K 5%	1/4W
R723	△ 1-216-431-11	METAL OXIDE 560 5%	1W F
R773	△ 1-216-431-11	METAL OXIDE 560 5%	1W F
R901	1-202-725-00	SOLID 3.3M 10%	1/2W (970X, 1070X:US, Canadian)
R951	1-249-396-11	CARBON 18 5%	1/6W
R952	1-249-417-11	CARBON 1K 5%	1/4W
R953	1-249-437-11	CARBON 47K 5%	1/4W
R954	1-249-425-11	CARBON 4.7K 5%	1/4W
R955	1-249-433-11	CARBON 22K 5%	1/4W
R956	1-249-429-11	CARBON 10K 5%	1/4W
R957	1-249-417-11	CARBON 1K 5%	1/4W
R958	1-249-429-11	CARBON 10K 5%	1/4W
R959	1-249-429-11	CARBON 10K 5%	1/4W
R960	1-249-426-11	CARBON 5.6K 5%	1/4W
R961	1-249-417-11	CARBON 1K 5%	1/4W
R962	1-249-426-11	CARBON 5.6K 5%	1/4W
< VARIABLE RESISTOR >			
RV501	1-241-563-11	RES, VAR, CARBON 100KX4 (VOLUME)	
< RELAY >			
RY642	1-515-790-11	RELAY	
RY643	1-515-790-11	RELAY	
RY901	1-515-701-11	RELAY (970X, 1070X:US, Canadian)	
RY901	1-515-617-11	RELAY (1070X:E2, E3)	
< SWITCH >			
S151	1-572-184-11	SWITCH, KEYBOARD (MUTING)	
S152	1-572-184-11	SWITCH, KEYBOARD (DBFB)	
S701	1-572-322-11	SWITCH, SLIDE (SPEAKERS)	
< TRANSFORMER >			
T901	△ 1-448-517-21	TRANSFORMER, POWER (970X, 1070X:US, Canadian)	
T901	△ 1-448-523-21	TRANSFORMER, POWER (1070X:E2, E3)	
< TERMINAL >			
TM601	1-536-706-00	TERMINAL BOARD (SP)	
TM602	1-537-240-11	TERMINAL BOARD (CHECKER PIN) (1070X)	
TM701	1-536-706-00	TERMINAL BOARD (SP)	

Ref. No.	Part No.	Description	Remark
< SWITCH >			
VS901	1-571-437-11	SWITCH, POWER VOLTAGE CHANGE	(1070X:E2, E3)
< VARISTOR >			
VZ901	1-807-293-11	VARISTOR (SNR-14A 140K)	
VZ902	1-807-180-11	VARISTOR (SNR-14A 300K)	(1070X:E2, E3)

* A-4345-258-A SURROUND BOARD, COMPLETE			

* A-4345-259-A DISPLAY BOARD, COMPLETE (1070X)			

* A-4345-270-A DISPLAY BOARD, COMPLETE (970X)			

* 4-924-988-11 PLATE (ST), GROUND			
* 4-945-957-01 HOLDER, FL TUBE			
* 4-945-958-01 COVER, LAMP			
* 4-946-014-01 CUSHION			
< CAPACITOR >			
C1	1-163-009-11	CERAMIC CHIP 0.001uF	10% 50V
C2	1-124-477-11	ELECT 47uF	20% 25V
C3	1-164-232-11	CERAMIC CHIP 0.01uF	50V
C4	1-163-009-11	CERAMIC CHIP 0.001uF	10% 50V
C5	1-164-232-11	CERAMIC CHIP 0.01uF	50V
C6	1-164-232-11	CERAMIC CHIP 0.01uF	50V
C9	1-164-232-11	CERAMIC CHIP 0.01uF	50V
C21	1-163-809-11	CERAMIC CHIP 0.047uF	10% 25V
C22	1-164-232-11	CERAMIC CHIP 0.01uF	50V
C23	1-124-477-11	ELECT 47uF	20% 25V
C24	1-123-382-00	ELECT 3.3uF	20% 100V
C25	1-164-232-11	CERAMIC CHIP 0.01uF	50V
C26	1-163-019-00	CERAMIC CHIP 0.0068uF	10% 50V
C27	1-163-117-00	CERAMIC CHIP 100PF	5% 50V
C28	1-124-903-11	ELECT 1uF	20% 50V
C30	1-124-903-11	ELECT 1uF	20% 50V
C31	1-124-463-00	ELECT 0.1uF	20% 50V
C32	1-124-902-00	ELECT 0.47uF	20% 50V
C33	1-163-020-00	CERAMIC CHIP 0.0082uF	10% 50V
C34	1-123-382-00	ELECT 3.3uF	20% 100V
C35	1-163-020-00	CERAMIC CHIP 0.0082uF	10% 50V
C36	1-123-382-00	ELECT 3.3uF	20% 100V
C37	1-124-907-11	ELECT 10uF	20% 50V
C39	1-164-232-11	CERAMIC CHIP 0.01uF	50V
C40	1-124-463-00	ELECT 0.1uF	20% 50V

<p>Note: The components identified by mark △ or dotted line with mark △ are critical for safety. Replace only with part number specified.</p>	<p>Note: Les composants identifiés par une marque △ sont critiques pour la sécurité. Ne les remplacer que par une pièce portant le numéro spécifié.</p>
---	--

SURROUND

DISPLAY

Ref. No.	Part No.	Description		Remark	Ref. No.	Part No.	Description		Remark		
C41	1-124-906-11	ELECT	4.7uF	20%	50V	C311	1-124-907-11	ELECT	10uF	20%	50V
C42	1-164-232-11	CERAMIC CHIP	0.01uF		50V	C312	1-163-007-11	CERAMIC CHIP	680PF	10%	50V
C43	1-126-176-11	ELECT	220uF	20%	10V	C313	1-164-492-11	CERAMIC CHIP	0.15uF	10%	16V
C44	1-164-232-11	CERAMIC CHIP	0.01uF		50V	C314	1-163-121-00	CERAMIC CHIP	150PF	5%	50V
C45	1-123-382-00	ELECT	3.3uF	20%	100V	C315	1-163-037-11	CERAMIC CHIP	0.022uF	10%	25V
C46	1-164-161-11	CERAMIC CHIP	0.0022uF	10%	100V	C316	1-163-009-11	CERAMIC CHIP	0.001uF	10%	50V
C48	1-123-382-00	ELECT	3.3uF	20%	100V	C317	1-124-927-11	ELECT	4.7uF	20%	100V
C49	1-164-161-11	CERAMIC CHIP	0.0022uF	10%	100V	C319	1-124-927-11	ELECT	4.7uF	20%	100V
C51	1-124-477-11	ELECT	47uF	20%	25V	C320	1-124-903-11	ELECT	1uF	20%	50V
C61	1-163-809-11	CERAMIC CHIP	0.047uF	10%	25V	C321	1-124-768-11	ELECT	4.7uF	20%	50V
C63	1-163-809-11	CERAMIC CHIP	0.047uF	10%	25V	C322	1-163-989-11	CERAMIC CHIP	0.033uF	10%	25V
C81	1-102-961-00	CERAMIC	27PF	5%	50V	C323	1-163-017-00	CERAMIC CHIP	0.0047uF	5%	50V
C82	1-102-961-00	CERAMIC	27PF	5%	50V	C324	1-163-016-00	CERAMIC CHIP	0.0039uF	10%	50V
C83	1-164-232-11	CERAMIC CHIP	0.01uF		50V	C325	1-163-833-00	CERAMIC CHIP	0.068uF		25V
C84	1-164-232-11	CERAMIC CHIP	0.01uF		50V	C326	1-164-489-11	CERAMIC CHIP	0.22uF	10%	16V
C85	1-164-232-11	CERAMIC CHIP	0.01uF		50V	C327	1-163-103-00	CERAMIC CHIP	27PF	5%	50V
C86	1-124-477-11	ELECT	47uF	20%	25V	C328	1-163-103-00	CERAMIC CHIP	27PF	5%	50V
C87	1-164-232-11	CERAMIC CHIP	0.01uF		50V	C329	1-124-472-11	ELECT	470uF	20%	10V
C89	1-124-925-11	ELECT	2.2uF	20%	100V	C330	1-124-927-11	ELECT	4.7uF	20%	100V
C90	1-124-463-00	ELECT	0.1uF	20%	50V	C331	1-163-009-11	CERAMIC CHIP	0.001uF	10%	50V
C91	1-164-232-11	CERAMIC CHIP	0.01uF		50V	C332	1-163-037-11	CERAMIC CHIP	0.022uF	10%	25V
C92	1-164-232-11	CERAMIC CHIP	0.01uF		50V	C333	1-163-121-00	CERAMIC CHIP	150PF	5%	50V
C93	1-124-477-11	ELECT	47uF	20%	25V	C334	1-126-176-11	ELECT	220uF	20%	10V
C101	1-163-037-11	CERAMIC CHIP	0.022uF	10%	25V	C335	1-126-176-11	ELECT	220uF	20%	10V
C102	1-163-037-11	CERAMIC CHIP	0.022uF	10%	25V	C336	1-126-176-11	ELECT	220uF	20%	10V
C103	1-163-037-11	CERAMIC CHIP	0.022uF	10%	25V	C337	1-164-004-11	CERAMIC CHIP	0.1uF	10%	25V
C104	1-126-154-11	ELECT	47uF	20%	6.3V	C338	1-124-477-11	ELECT	47uF	20%	25V
C105	1-163-037-11	CERAMIC CHIP	0.022uF	10%	25V	C339	1-124-907-11	ELECT	10uF	20%	50V
C106	1-163-037-11	CERAMIC CHIP	0.022uF	10%	25V	C340	1-164-004-11	CERAMIC CHIP	0.1uF	10%	25V
C107	1-126-096-11	ELECT	10uF	20%	35V	C341	1-164-004-11	CERAMIC CHIP	0.1uF	10%	25V
C108	1-163-017-00	CERAMIC CHIP	0.0047uF	5%	50V	C342	1-163-007-11	CERAMIC CHIP	680PF	10%	50V
C109	1-126-096-11	ELECT	10uF	20%	35V	C343	1-164-004-11	CERAMIC CHIP	0.1uF	10%	25V
C110	1-163-037-11	CERAMIC CHIP	0.022uF	10%	25V	C344	1-164-004-11	CERAMIC CHIP	0.1uF	10%	25V
C111	1-163-037-11	CERAMIC CHIP	0.022uF	10%	25V	C345	1-163-007-11	CERAMIC CHIP	680PF	10%	50V
C114	1-163-017-00	CERAMIC CHIP	0.0047uF	5%	50V	C346	1-124-927-11	ELECT	4.7uF	20%	100V
C301	1-124-907-11	ELECT	10uF	20%	50V	C347	1-164-489-11	CERAMIC CHIP	0.22uF	10%	16V
C302	1-163-109-00	CERAMIC CHIP	47PF	5%	50V	C348	1-164-489-11	CERAMIC CHIP	0.22uF	10%	16V
C303	1-124-907-11	ELECT	10uF	20%	50V	C349	1-136-171-00	FILM	0.33uF	5%	50V
C304	1-124-907-11	ELECT	10uF	20%	50V	C350	1-136-171-00	FILM	0.33uF	5%	50V
C305	1-163-109-00	CERAMIC CHIP	47PF	5%	50V	C351	1-124-907-11	ELECT	10uF	20%	50V
C306	1-163-117-00	CERAMIC CHIP	100PF	5%	50V	C352	1-163-109-00	CERAMIC CHIP	47PF	5%	50V
C307	1-124-927-11	ELECT	4.7uF	20%	100V	C353	1-124-907-11	ELECT	10uF	20%	50V
C308	1-163-019-00	CERAMIC CHIP	0.0068uF	10%	50V	C354	1-124-907-11	ELECT	10uF	20%	50V
C309	1-163-018-00	CERAMIC CHIP	0.0056uF	5%	50V	C355	1-163-109-00	CERAMIC CHIP	47PF	5%	50V
C310	1-163-006-11	CERAMIC CHIP	560PF	10%	50V	C356	1-163-117-00	CERAMIC CHIP	100PF	5%	50V

SURROUND

DISPLAY

Ref. No.	Part No.	Description	Remark
C357	1-124-927-11	ELECT 4.7uF	20% 100V
C358	1-136-171-00	FILM 0.33uF	5% 50V
C359	1-136-171-00	FILM 0.33uF	5% 50V
C360	1-130-487-00	MYLAR 0.022uF	5% 50V
C361	1-130-487-00	MYLAR 0.022uF	5% 50V
C362	1-130-487-00	MYLAR 0.022uF	5% 50V
C363	1-130-487-00	MYLAR 0.022uF	5% 50V
C364	1-164-004-11	CERAMIC CHIP 0.1uF	10% 25V
C365	1-124-477-11	ELECT 47uF	20% 25V
C366	1-124-477-11	ELECT 47uF	20% 25V
C367	1-164-004-11	CERAMIC CHIP 0.1uF	10% 25V
C368	1-164-004-11	CERAMIC CHIP 0.1uF	10% 25V
C369	1-124-927-11	ELECT 4.7uF	20% 100V
C370	1-164-489-11	CERAMIC CHIP 0.22uF	10% 16V
C371	1-164-489-11	CERAMIC CHIP 0.22uF	10% 16V
C372	1-124-907-11	ELECT 10uF	20% 50V
C373	1-164-232-11	CERAMIC CHIP 0.01uF	50V
C374	1-124-907-11	ELECT 10uF	20% 50V
C375	1-164-232-11	CERAMIC CHIP 0.01uF	50V
C376	1-164-232-11	CERAMIC CHIP 0.01uF	50V
C377	1-124-907-11	ELECT 10uF	20% 50V
C378	1-124-907-11	ELECT 10uF	20% 50V
C379	1-163-109-00	CERAMIC CHIP 47PF	5% 50V
C386	1-124-907-11	ELECT 10uF	20% 50V
C387	1-124-907-11	ELECT 10uF	20% 50V
C388	1-124-907-11	ELECT 10uF	20% 50V
C389	1-124-907-11	ELECT 10uF	20% 50V
C390	1-164-489-11	CERAMIC CHIP 0.22uF	10% 16V
C395	1-163-989-11	CERAMIC CHIP 0.033uF	10% 25V
C396	1-124-907-11	ELECT 10uF	20% 50V
C402	1-124-927-11	ELECT 4.7uF	20% 100V
C403	1-163-109-00	CERAMIC CHIP 47PF	5% 50V
C404	1-124-927-11	ELECT 4.7uF	20% 100V
C405	1-124-927-11	ELECT 4.7uF	20% 100V
C406	1-124-254-00	ELECT 0.68uF	20% 50V
C407	1-164-492-11	CERAMIC CHIP 0.15uF	10% 16V
C408	1-164-489-11	CERAMIC CHIP 0.22uF	10% 16V
C409	1-163-809-11	CERAMIC CHIP 0.047uF	10% 25V
C410	1-164-004-11	CERAMIC CHIP 0.1uF	10% 25V
C411	1-163-037-11	CERAMIC CHIP 0.022uF	10% 25V
C412	1-163-989-11	CERAMIC CHIP 0.033uF	10% 25V
C413	1-164-232-11	CERAMIC CHIP 0.01uF	50V
C414	1-163-023-00	CERAMIC CHIP 0.015uF	5% 50V
C415	1-164-182-11	CERAMIC CHIP 0.0033uF	10% 50V
C416	1-163-019-00	CERAMIC CHIP 0.0068uF	10% 50V

Ref. No.	Part No.	Description	Remark
C417	1-163-009-11	CERAMIC CHIP 0.001uF	10% 50V
C418	1-164-161-11	CERAMIC CHIP 0.0022uF	10% 100V
C419	1-163-007-11	CERAMIC CHIP 680PF	10% 50V
C441	1-164-336-11	CERAMIC CHIP 0.33uF	25V
C442	1-163-989-11	CERAMIC CHIP 0.033uF	10% 25V
C452	1-124-927-11	ELECT 4.7uF	20% 100V
C453	1-163-109-00	CERAMIC CHIP 47PF	5% 50V
C454	1-124-927-11	ELECT 4.7uF	20% 100V
C455	1-124-927-11	ELECT 4.7uF	20% 100V
C456	1-124-254-00	ELECT 0.68uF	20% 50V
C457	1-164-492-11	CERAMIC CHIP 0.15uF	10% 16V
C458	1-164-489-11	CERAMIC CHIP 0.22uF	10% 16V
C459	1-163-809-11	CERAMIC CHIP 0.047uF	10% 25V
C460	1-164-004-11	CERAMIC CHIP 0.1uF	10% 25V
C461	1-163-037-11	CERAMIC CHIP 0.022uF	10% 25V
C462	1-163-989-11	CERAMIC CHIP 0.033uF	10% 25V
C463	1-164-232-11	CERAMIC CHIP 0.01uF	50V
C464	1-163-023-00	CERAMIC CHIP 0.015uF	5% 50V
C465	1-164-182-11	CERAMIC CHIP 0.0033uF	10% 50V
C466	1-163-019-00	CERAMIC CHIP 0.0068uF	10% 50V
C467	1-163-009-11	CERAMIC CHIP 0.001uF	10% 50V
C468	1-164-161-11	CERAMIC CHIP 0.0022uF	10% 100V
C469	1-163-007-11	CERAMIC CHIP 680PF	10% 50V
C472	1-124-907-11	ELECT 10uF	20% 50V
C473	1-124-907-11	ELECT 10uF	20% 50V
C491	1-164-336-11	CERAMIC CHIP 0.33uF	25V
C492	1-163-989-11	CERAMIC CHIP 0.033uF	10% 25V
C493	1-124-477-11	ELECT 47uF	20% 25V
< METAL CHIP >			
CC301	1-216-295-00	METAL CHIP 0 5%	1/10W
< FILTER >			
CF1	1-579-374-71	FILTER, CERAMIC	
CF2	1-579-374-71	FILTER, CERAMIC	
CF21	1-577-075-11	OSCILLATOR, CERAMIC	
CFT21	1-404-853-11	TRANSFORMER, IF (CERAMIC FILTER)	
< CONNECTOR >			
CNJ103 *	1-565-480-11	CONNECTOR, BOARD TO BOARD 4P	
CNP101 *	1-568-864-11	SOCKET, CONNECTOR 21P	
CNP301 *	1-573-193-11	CONNECTOR, BOARD TO BOARD 13P	
CNP302 *	1-573-193-11	CONNECTOR, BOARD TO BOARD 13P	
CNP303 *	1-573-193-11	CONNECTOR, BOARD TO BOARD 13P	

SURROUND

DISPLAY

Ref. No.	Part No.	Description	Remark	Ref. No.	Part No.	Description	Remark
		< DIODE >					
D101	8-719-014-25	DIODE UZP-3.6B		IC401	8-759-603-13	IC M5218FP	
D102	8-719-988-62	DIODE 1SS355		IC402	8-759-603-13	IC M5218FP	
D105	8-719-301-52	DIODE SEL2810A-C (DRLC/POWER)		IC403	8-759-603-13	IC M5218FP	
D106	8-719-301-52	DIODE SEL2810A-C (DRLC/POWER)		IC404	8-759-603-13	IC M5218FP	
D107	8-719-301-49	DIODE SEL2810A (MONITOR)		IC405	8-759-603-13	IC M5218FP	
D108	8-719-301-52	DIODE SEL2810A-C (NORMAL)		IC406	8-759-603-13	IC M5218FP	
D109	8-719-301-52	DIODE SEL2810A-C (WIDE)		IC407	8-759-603-13	IC M5218FP	
D110	8-719-301-52	DIODE SEL2810A-C (PHANTON)		IC408	8-759-603-13	IC M5218FP	
D111	8-719-301-52	DIODE SEL2810A-C (3CH)		IC409	8-759-603-13	IC M5218FP	
D112	8-719-301-56	DIODE SEL2813A-D (SUR)		IC410	8-759-820-60	IC LC7520	
D113	8-719-301-56	DIODE SEL2813A-D (EQ)				< COIL >	
D114	8-719-301-56	DIODE SEL2813A-D (INDEX)		L1	1-408-421-00	INDUCTOR	100uH
D121	8-719-988-62	DIODE 1SS355		L21	1-410-494-11	INDUCTOR	1MMH
D122	8-719-988-62	DIODE 1SS355		L301	1-408-421-00	INDUCTOR	100uH
D123	8-719-988-62	DIODE 1SS355				< FILTER >	
D124	8-719-988-62	DIODE 1SS355		LPF21	1-235-221-00	FILTER, LOW PASS	
D125	8-719-988-62	DIODE 1SS355				< TRANSISTOR >	
D126	8-719-988-62	DIODE 1SS355		Q1	8-729-230-99	TRANSISTOR 2SC2669-0Y	
D127	8-719-988-62	DIODE 1SS355		Q2	8-729-230-99	TRANSISTOR 2SC2669-0Y	
D131	8-719-988-62	DIODE 1SS355		Q21	8-729-119-78	TRANSISTOR 2SC2785-HFE	
D132	8-719-988-62	DIODE 1SS355 (970X)		Q22	8-729-119-78	TRANSISTOR 2SC2785-HFE	
D134	8-719-988-62	DIODE 1SS355		Q23	8-729-900-63	TRANSISTOR DTA124ES	
D135	8-719-988-62	DIODE 1SS355		Q24	8-729-900-36	TRANSISTOR DTC124ES	
		< FRONT END >		Q25	8-729-900-36	TRANSISTOR DTC124ES	
FE1	1-463-862-11	FRONT END, FM		Q81	8-729-900-63	TRANSISTOR DTA124ES	
FE61	1-239-031-11	ENCAPSULATED COMPONENT		Q82	8-729-900-36	TRANSISTOR DTC124ES	
		< FILTER >		Q83	8-729-202-67	TRANSISTOR 2SK246-GR3	
FL101	1-519-647-11	INDICATOR TUBE, FLUORESCENT		Q84	8-729-230-93	TRANSISTOR 2SC3113-AB	
		< IC >		Q101	8-729-900-63	TRANSISTOR DTA124ES	
IC21	8-759-821-45	IC LA1851N		Q102	8-729-900-63	TRANSISTOR DTA124ES	
IC81	8-759-820-91	IC LC7218		Q103	8-729-900-36	TRANSISTOR DTC124ES	
IC101	8-759-990-38	IC MSC11626S		Q104	8-729-900-36	TRANSISTOR DTC124ES	
IC102	8-749-922-36	IC GP1U50XB		Q105	8-729-900-63	TRANSISTOR DTA124ES	
IC103	8-759-633-84	IC M66311P		Q106	8-729-900-36	TRANSISTOR DTC124ES	
IC104	8-759-921-32	IC SN74HC237N		Q107	8-729-900-36	TRANSISTOR DTC124ES	
IC105	8-759-916-48	IC SN74HC151AN		Q301	8-729-900-36	TRANSISTOR DTC124ES	
IC301	8-759-603-13	IC M5218FP		Q302	8-729-900-63	TRANSISTOR DTA124ES	
IC302	8-759-801-01	IC LC4966		Q303	8-729-900-36	TRANSISTOR DTC124ES	
IC303	8-759-823-63	IC LV1001M		Q304	8-729-900-36	TRANSISTOR DTC124ES	
IC304	8-759-821-13	IC LM3364K-15		Q305	8-729-209-15	TRANSISTOR 2SD2012	
IC305	8-759-603-13	IC M5218FP		Q306	8-729-900-36	TRANSISTOR DTC124ES	
IC306	8-759-603-13	IC M5218FP		Q307	8-729-900-63	TRANSISTOR DTA124ES	
IC307	8-759-801-01	IC LC4966		Q441	8-729-224-61	TRANSISTOR 2SK246-Y	
IC308	8-759-512-93	IC SSM2125		Q442	8-729-620-05	TRANSISTOR 2SC2603-EF	
				Q491	8-729-224-61	TRANSISTOR 2SK246-Y	
				Q492	8-729-620-05	TRANSISTOR 2SC2603-EF	

SURROUND

DISPLAY

Ref. No.	Part No.	Description	Remark		
		< RESISTOR >			
R1	1-249-401-11	CARBON	47	5%	1/4W
R3	1-216-037-00	METAL CHIP	330	5%	1/10W
R4	1-216-037-00	METAL CHIP	330	5%	1/10W
R5	1-216-037-00	METAL CHIP	330	5%	1/10W
R6	1-216-079-00	METAL CHIP	18K	5%	1/10W
R7	1-216-037-00	METAL CHIP	330	5%	1/10W
R8	1-216-043-00	METAL CHIP	560	5%	1/10W
R9	1-216-083-00	METAL CHIP	27K	5%	1/10W
R21	1-249-404-00	CARBON	82	5%	1/4W
R22	1-216-071-00	METAL CHIP	8.2K	5%	1/10W
R23	1-216-049-00	METAL CHIP	1K	5%	1/10W
R24	1-216-085-00	METAL CHIP	33K	5%	1/10W
R25	1-216-071-00	METAL CHIP	8.2K	5%	1/10W
R27	1-216-079-00	METAL CHIP	18K	5%	1/10W
R28	1-216-061-00	METAL CHIP	3.3K	5%	1/10W
R29	1-216-073-00	METAL CHIP	10K	5%	1/10W
R31	1-216-041-00	METAL CHIP	470	5%	1/10W
R32	1-216-073-00	METAL CHIP	10K	5%	1/10W
R33	1-216-073-00	METAL CHIP	10K	5%	1/10W
R35	1-216-089-00	METAL CHIP	47K	5%	1/10W
R37	1-216-109-00	METAL CHIP	330K	5%	1/10W
R39	1-216-061-00	METAL CHIP	3.3K	5%	1/10W
R40	1-216-055-00	METAL CHIP	1.8K	5%	1/10W
R41	1-216-067-00	METAL CHIP	5.6K	5%	1/10W
R42	1-216-109-00	METAL CHIP	330K	5%	1/10W
R44	1-216-061-00	METAL CHIP	3.3K	5%	1/10W
R45	1-216-055-00	METAL CHIP	1.8K	5%	1/10W
R46	1-216-067-00	METAL CHIP	5.6K	5%	1/10W
R47	1-249-409-11	CARBON	220	5%	1/4W
R61	1-216-097-00	METAL CHIP	100K	5%	1/10W
R62	1-216-089-00	METAL CHIP	47K	5%	1/10W
R63	1-216-009-00	METAL CHIP	22	5%	1/10W
R70	1-216-061-00	METAL CHIP	3.3K	5%	1/10W
R71	1-216-043-00	METAL CHIP	560	5%	1/10W
R72	1-216-049-00	METAL CHIP	1K	5%	1/10W
R73	1-216-035-00	METAL CHIP	270	5%	1/10W
R74	1-216-065-00	METAL CHIP	4.7K	5%	1/10W
R75	1-216-057-00	METAL CHIP	2.2K	5%	1/10W
R76	1-216-065-00	METAL CHIP	4.7K	5%	1/10W
R77	1-216-025-00	METAL CHIP	100	5%	1/10W
R78	1-216-065-00	METAL CHIP	4.7K	5%	1/10W
R79	1-249-405-11	CARBON	100	5%	1/4W
R81	1-216-049-00	METAL CHIP	1K	5%	1/10W
R82	1-216-049-00	METAL CHIP	1K	5%	1/10W
R83	1-216-049-00	METAL CHIP	1K	5%	1/10W
R84	1-216-049-00	METAL CHIP	1K	5%	1/10W
R85	1-216-073-00	METAL CHIP	10K	5%	1/10W

Ref. No.	Part No.	Description	Remark		
R86	1-216-049-00	METAL CHIP	1K	5%	1/10W
R87	1-216-073-00	METAL CHIP	10K	5%	1/10W
R88	1-216-065-00	METAL CHIP	4.7K	5%	1/10W
R89	1-216-049-00	METAL CHIP	1K	5%	1/10W
R91	1-216-049-00	METAL CHIP	1K	5%	1/10W
R92	1-249-401-11	CARBON	47	5%	1/4W
R101	1-216-298-00	METAL CHIP	2.2	5%	1/10W
R102	1-216-298-00	METAL CHIP	2.2	5%	1/10W
R103	1-216-069-00	METAL CHIP	6.8K	5%	1/10W
R104	1-216-075-00	METAL CHIP	12K	5%	1/10W
R105	1-216-081-00	METAL CHIP	22K	5%	1/10W
R106	1-216-081-00	METAL CHIP	22K	5%	1/10W
R107	1-216-025-00	METAL CHIP	100	5%	1/10W
R108	1-216-025-00	METAL CHIP	100	5%	1/10W
R109	1-216-105-00	METAL CHIP	220K	5%	1/10W
R110	1-216-041-00	METAL CHIP	470	5%	1/10W
R111	1-216-041-00	METAL CHIP	470	5%	1/10W
R112	1-216-035-00	METAL CHIP	270	5%	1/10W
R113	1-216-041-00	METAL CHIP	470	5%	1/10W
R114	1-216-041-00	METAL CHIP	470	5%	1/10W
R115	1-216-041-00	METAL CHIP	470	5%	1/10W
R116	1-216-041-00	METAL CHIP	470	5%	1/10W
R117	1-216-035-00	METAL CHIP	270	5%	1/10W
R118	1-216-035-00	METAL CHIP	270	5%	1/10W
R119	1-216-035-00	METAL CHIP	270	5%	1/10W
R121	1-216-037-00	METAL CHIP	330	5%	1/10W
R122	1-216-037-00	METAL CHIP	330	5%	1/10W
R123	1-216-037-00	METAL CHIP	330	5%	1/10W
R124	1-216-037-00	METAL CHIP	330	5%	1/10W
R125	1-216-037-00	METAL CHIP	330	5%	1/10W
R126	1-216-037-00	METAL CHIP	330	5%	1/10W
R127	1-216-037-00	METAL CHIP	330	5%	1/10W
R128	1-216-037-00	METAL CHIP	330	5%	1/10W
R129	1-216-081-00	METAL CHIP	22K	5%	1/10W
R130	1-216-081-00	METAL CHIP	22K	5%	1/10W
R131	1-216-081-00	METAL CHIP	22K	5%	1/10W
R132	1-216-081-00	METAL CHIP	22K	5%	1/10W
R133	1-216-081-00	METAL CHIP	22K	5%	1/10W
R134	1-216-081-00	METAL CHIP	22K	5%	1/10W
R135	1-216-081-00	METAL CHIP	22K	5%	1/10W
R136	1-216-081-00	METAL CHIP	22K	5%	1/10W
R137	1-216-081-00	METAL CHIP	22K	5%	1/10W
R138	1-216-081-00	METAL CHIP	22K	5%	1/10W
R139	1-216-089-00	METAL CHIP	47K	5%	1/10W
R140	1-216-089-00	METAL CHIP	47K	5%	1/10W
R141	1-216-089-00	METAL CHIP	47K	5%	1/10W
R142	1-216-061-00	METAL CHIP	3.3K	5%	1/10W
R143	1-216-067-00	METAL CHIP	5.6K	5%	1/10W

SURROUND

DISPLAY

Ref. No.	Part No.	Description	Remark			Ref. No.	Part No.	Description	Remark		
R144	1-216-081-00	METAL CHIP	22K	5%	1/10W	R344	1-216-065-00	METAL CHIP	4.7K	5%	1/10W
R146	1-216-089-00	METAL CHIP	47K	5%	1/10W	R345	1-216-075-00	METAL CHIP	12K	5%	1/10W
R147	1-216-073-00	METAL CHIP	10K	5%	1/10W	R346	1-216-097-00	METAL CHIP	100K	5%	1/10W
R148	1-216-073-00	METAL CHIP	10K	5%	1/10W	R347	1-216-105-00	METAL CHIP	220K	5%	1/10W
R149	1-216-073-00	METAL CHIP	10K	5%	1/10W	R348	1-216-073-00	METAL CHIP	10K	5%	1/10W
R301	1-216-105-00	METAL CHIP	220K	5%	1/10W	R349	1-216-097-00	METAL CHIP	100K	5%	1/10W
R302	1-216-105-00	METAL CHIP	220K	5%	1/10W	R351	1-216-105-00	METAL CHIP	220K	5%	1/10W
R303	1-216-025-00	METAL CHIP	100	5%	1/10W	R352	1-216-105-00	METAL CHIP	220K	5%	1/10W
R304	1-216-113-00	METAL CHIP	470K	5%	1/10W	R353	1-216-025-00	METAL CHIP	100	5%	1/10W
R305	1-216-073-00	METAL CHIP	10K	5%	1/10W	R354	1-216-113-00	METAL CHIP	470K	5%	1/10W
R306	1-216-073-00	METAL CHIP	10K	5%	1/10W	R355	1-216-073-00	METAL CHIP	10K	5%	1/10W
R308	1-216-089-00	METAL CHIP	47K	5%	1/10W	R356	1-216-073-00	METAL CHIP	10K	5%	1/10W
R309	1-216-071-00	METAL CHIP	8.2K	5%	1/10W	R361	1-216-069-00	METAL CHIP	6.8K	5%	1/10W
R310	1-216-071-00	METAL CHIP	8.2K	5%	1/10W	R362	1-216-069-00	METAL CHIP	6.8K	5%	1/10W
R311	1-216-077-00	METAL CHIP	15K	5%	1/10W	R386	1-216-105-00	METAL CHIP	220K	5%	1/10W
R312	1-216-071-00	METAL CHIP	8.2K	5%	1/10W	R387	1-216-105-00	METAL CHIP	220K	5%	1/10W
R313	1-216-748-11	METAL CHIP	39K	5%	1/10W	R388	1-216-073-00	METAL CHIP	10K	5%	1/10W
R314	1-216-061-00	METAL CHIP	3.3K	5%	1/10W	R401	1-216-097-00	METAL CHIP	100K	5%	1/10W
R315	1-216-089-00	METAL CHIP	47K	5%	1/10W	R403	1-216-113-00	METAL CHIP	470K	5%	1/10W
R316	1-216-121-00	METAL CHIP	1M	5%	1/10W	R404	1-216-073-00	METAL CHIP	10K	5%	1/10W
R317	1-216-073-00	METAL CHIP	10K	5%	1/10W	R405	1-216-073-00	METAL CHIP	10K	5%	1/10W
R318	1-216-105-00	METAL CHIP	220K	5%	1/10W	R406	1-216-113-00	METAL CHIP	470K	5%	1/10W
R319	1-216-073-00	METAL CHIP	10K	5%	1/10W	R407	1-216-121-00	METAL CHIP	1M	5%	1/10W
R320	1-216-073-00	METAL CHIP	10K	5%	1/10W	R408	1-216-099-00	METAL CHIP	120K	5%	1/10W
R321	1-216-073-00	METAL CHIP	10K	5%	1/10W	R409	1-216-043-00	METAL CHIP	560	5%	1/10W
R322	1-216-089-00	METAL CHIP	47K	5%	1/10W	R410	1-216-121-00	METAL CHIP	1M	5%	1/10W
R323	1-216-077-00	METAL CHIP	15K	5%	1/10W	R411	1-216-099-00	METAL CHIP	120K	5%	1/10W
R324	1-216-089-00	METAL CHIP	47K	5%	1/10W	R412	1-216-045-00	METAL CHIP	680	5%	1/10W
R325	1-216-077-00	METAL CHIP	15K	5%	1/10W	R413	1-216-121-00	METAL CHIP	1M	5%	1/10W
R326	1-216-070-00	METAL CHIP	7.5K	5%	1/10W	R414	1-216-099-00	METAL CHIP	120K	5%	1/10W
R327	1-216-070-00	METAL CHIP	7.5K	5%	1/10W	R415	1-216-043-00	METAL CHIP	560	5%	1/10W
R328	1-216-294-00	METAL CHIP	10M	5%	1/8W	R416	1-216-121-00	METAL CHIP	1M	5%	1/10W
R329	1-216-081-00	METAL CHIP	22K	5%	1/10W	R417	1-216-099-00	METAL CHIP	120K	5%	1/10W
R330	1-216-081-00	METAL CHIP	22K	5%	1/10W	R418	1-216-045-00	METAL CHIP	680	5%	1/10W
R331	1-216-081-00	METAL CHIP	22K	5%	1/10W	R419	1-216-121-00	METAL CHIP	1M	5%	1/10W
R332	1-216-105-00	METAL CHIP	220K	5%	1/10W	R420	1-216-099-00	METAL CHIP	120K	5%	1/10W
R333	1-216-097-00	METAL CHIP	100K	5%	1/10W	R421	1-216-045-00	METAL CHIP	680	5%	1/10W
R335	1-216-097-00	METAL CHIP	100K	5%	1/10W	R422	1-216-121-00	METAL CHIP	1M	5%	1/10W
R336	1-216-105-00	METAL CHIP	220K	5%	1/10W	R423	1-216-099-00	METAL CHIP	120K	5%	1/10W
R337	1-216-105-00	METAL CHIP	220K	5%	1/10W	R424	1-216-045-00	METAL CHIP	680	5%	1/10W
R339	1-216-089-00	METAL CHIP	47K	5%	1/10W	R425	1-216-121-00	METAL CHIP	1M	5%	1/10W
R340	1-216-041-00	METAL CHIP	470	5%	1/10W	R426	1-216-099-00	METAL CHIP	120K	5%	1/10W
R341	1-216-073-00	METAL CHIP	10K	5%	1/10W	R427	1-216-045-00	METAL CHIP	680	5%	1/10W
R342	1-216-109-00	METAL CHIP	330K	5%	1/10W	R428	1-216-097-00	METAL CHIP	100K	5%	1/10W
R343	1-216-109-00	METAL CHIP	330K	5%	1/10W	R431	1-216-069-00	METAL CHIP	6.8K	5%	1/10W

SURROUND

DISPLAY

Ref. No.	Part No.	Description	Remark		
R432	1-216-067-00	METAL CHIP	5.6K	5%	1/10W
R441	1-216-097-00	METAL CHIP	100K	5%	1/10W
R442	1-216-061-00	METAL CHIP	3.3K	5%	1/10W
R443	1-216-069-00	METAL CHIP	6.8K	5%	1/10W
R444	1-216-101-00	METAL CHIP	150K	5%	1/10W
R445	1-216-039-00	METAL CHIP	390	5%	1/10W
R451	1-216-097-00	METAL CHIP	100K	5%	1/10W
R453	1-216-113-00	METAL CHIP	470K	5%	1/10W
R454	1-216-073-00	METAL CHIP	10K	5%	1/10W
R455	1-216-073-00	METAL CHIP	10K	5%	1/10W
R456	1-216-113-00	METAL CHIP	470K	5%	1/10W
R457	1-216-121-00	METAL CHIP	1M	5%	1/10W
R458	1-216-099-00	METAL CHIP	120K	5%	1/10W
R459	1-216-043-00	METAL CHIP	560	5%	1/10W
R460	1-216-121-00	METAL CHIP	1M	5%	1/10W
R461	1-216-099-00	METAL CHIP	120K	5%	1/10W
R462	1-216-045-00	METAL CHIP	680	5%	1/10W
R463	1-216-121-00	METAL CHIP	1M	5%	1/10W
R464	1-216-099-00	METAL CHIP	120K	5%	1/10W
R465	1-216-043-00	METAL CHIP	560	5%	1/10W
R466	1-216-121-00	METAL CHIP	1M	5%	1/10W
R467	1-216-099-00	METAL CHIP	120K	5%	1/10W
R468	1-216-045-00	METAL CHIP	680	5%	1/10W
R469	1-216-121-00	METAL CHIP	1M	5%	1/10W
R470	1-216-099-00	METAL CHIP	120K	5%	1/10W
R471	1-216-045-00	METAL CHIP	680	5%	1/10W
R472	1-216-121-00	METAL CHIP	1M	5%	1/10W
R473	1-216-099-00	METAL CHIP	120K	5%	1/10W
R474	1-216-045-00	METAL CHIP	680	5%	1/10W
R475	1-216-121-00	METAL CHIP	1M	5%	1/10W
R476	1-216-099-00	METAL CHIP	120K	5%	1/10W
R477	1-216-045-00	METAL CHIP	680	5%	1/10W
R478	1-216-097-00	METAL CHIP	100K	5%	1/10W
R491	1-216-097-00	METAL CHIP	100K	5%	1/10W
R492	1-216-061-00	METAL CHIP	3.3K	5%	1/10W
R493	1-216-069-00	METAL CHIP	6.8K	5%	1/10W
R494	1-216-101-00	METAL CHIP	150K	5%	1/10W
R495	1-216-017-00	METAL CHIP	47	5%	1/10W
< VARIABLE RESISTOR >					
RV21	1-238-598-11	RES. ADJ. CARBON 2.2K (FM SEPARATION)			
RV22	1-238-601-11	RES. ADJ. CARBON 22K (AM TUNING LEVEL)			
RV24	1-238-601-11	RES. ADJ. CARBON 22K (FM TUNING LEVEL)			
RV25	1-238-601-11	RES. ADJ. CARBON 22K (H/L)			
RV301	1-241-529-51	RES. ADJ. CARBON 2.2M			
< SWITCH >					
S101	1-554-303-21	SWITCH, TACTILE (POWER (ON/STANDBY))			

Ref. No.	Part No.	Description	Remark		
S102	1-572-184-11	SWITCH, KEYBOARD (DR/LC/POWER (ON/STANDBY))			
S103	1-554-303-21	SWITCH, TACTILE (FM/AM)			
S104	1-554-303-21	SWITCH, TACTILE (DISPLAY (FREQ/INDEX))			
S105	1-554-303-21	SWITCH, TACTILE (TUNING (LEVEL))			
S106	1-554-303-21	SWITCH, TACTILE (FM MODE)			
S107	1-554-303-21	SWITCH, TACTILE (INDEX SELECT/TUNING+)			
S108	1-554-303-21	SWITCH, TACTILE (INDEX SELECT/TUNING-)			
S109	1-554-303-21	SWITCH, TACTILE (PRESET TUNING+)			
S110	1-554-303-21	SWITCH, TACTILE (PRESET TUNING-)			
S111	1-554-303-21	SWITCH, TACTILE (PRESET SF LINK (PGM))			
S112	1-554-303-21	SWITCH, TACTILE (SOUND FIELD (RECALL))			
S113	1-554-303-21	SWITCH, TACTILE (PRESET SF LINK (ON/OFF))			
S114	1-554-303-21	SWITCH, TACTILE (TUNING (DIRECT))			
S115	1-554-303-21	SWITCH, TACTILE (△)			
S116	1-554-303-21	SWITCH, TACTILE (▽)			
S117	1-554-303-21	SWITCH, TACTILE (□)			
S118	1-554-303-21	SWITCH, TACTILE (⊞)			
S119	1-554-303-21	SWITCH, TACTILE (⊟)			
S120	1-554-303-21	SWITCH, TACTILE (SHIFT)			
S121	1-554-303-21	SWITCH, TACTILE (▷)			
S122	1-554-303-21	SWITCH, TACTILE (◁)			
S123	1-554-303-21	SWITCH, TACTILE (⊡)			
S124	1-554-303-21	SWITCH, TACTILE (⊥)			
S125	1-554-303-21	SWITCH, TACTILE (⊘)			
S126	1-554-303-21	SWITCH, TACTILE (⊚)			
S127	1-554-303-21	SWITCH, TACTILE (SOUND FIELD+)			
S128	1-554-303-21	SWITCH, TACTILE (SOUND FIELD-)			
S129	1-554-303-21	SWITCH, TACTILE (CURSOR MODE)			
S130	1-554-303-21	SWITCH, TACTILE (⊞)			
S131	1-554-303-21	SWITCH, TACTILE (⊟)			
S132	1-554-303-21	SWITCH, TACTILE (⊡)			
S133	1-554-303-21	SWITCH, TACTILE (MEMORY)			
S134	1-554-303-21	SWITCH, TACTILE (EQUALIZER (ON/OFF))			
S135	1-554-303-21	SWITCH, TACTILE (EQUALIZER (FLAT))			
S136	1-554-303-21	SWITCH, TACTILE (EQUALIZER (GRAPHIC))			
S137	1-554-303-21	SWITCH, TACTILE (PHONO)			
S138	1-554-303-21	SWITCH, TACTILE (TUNER)			
S139	1-554-303-21	SWITCH, TACTILE (CD)			
S140	1-554-303-21	SWITCH, TACTILE (DAT)			
S141	1-554-303-21	SWITCH, TACTILE (SURROUND (ON/OFF))			
S142	1-554-303-21	SWITCH, TACTILE (SURROUND (MODE))			
S143	1-554-303-21	SWITCH, TACTILE (SURROUND (PROLOGIC))			
S144	1-554-303-21	SWITCH, TACTILE (VIDEO 1) (1070X)			
S145	1-554-303-21	SWITCH, TACTILE (VIDEO 2/LD) (1070X)			
S145	1-554-303-21	SWITCH, TACTILE (VIDEO 1) (970X)			
S146	1-554-303-21	SWITCH, TACTILE (VIDEO 3) (1070X)			
S146	1-554-303-21	SWITCH, TACTILE (VIDEO 2/LD) (970X)			

SURROUND	DISPLAY
-----------------	----------------

Ref. No.	Part No.	Description	Remark
S147	1-554-303-21	SWITCH, TACTILE (TAPE 1)	
S148	1-554-303-21	SWITCH, TACTILE (TAPE 2)	
S149	1-554-303-21	SWITCH, TACTILE (EDIT (VIDEO)) (1070X)	
S149	1-554-303-21	SWITCH, TACTILE (EDIT (AUDIO)) (970X)	
S150	1-554-303-21	SWITCH, TACTILE (EDIT (AUDIO)) (1070X)	

< TRANSFORMER >

T21	△ 1-404-954-11	TRANSFORMER, DISCRIMINATOR	
-----	----------------	----------------------------	--

< TERMINAL >

TM1	1-537-238-21	TERMINAL BOARD (ANTENNA)	
-----	--------------	--------------------------	--

< CONNECTOR >

TP1	* 1-560-060-00	PIN, CONNECTOR 2P	
-----	----------------	-------------------	--

< CRYSTAL >

X301	1-567-132-00	RESONATOR, CERAMIC 8.00MHZ	
------	--------------	----------------------------	--

< CRYSTAL >

XT81	1-577-126-11	VIBRATOR, CRYSTAL	
------	--------------	-------------------	--

MISCELLANEOUS

13	1-690-091-11	WIRE, FLAT TYPE (21 CORE)	
58	1-535-706-11	PLUG, JUMPER	
62	△ 1-575-975-11	CORD, POWER (1070X:US, Canadian, 970X)	
62	△ 1-575-975-11	CORD, POWER (970X, 1070X:US, Canadian)	
62	△ 1-590-074-11	CORD, POWER (1070X:E2, E3)	
67	1-575-779-11	WIRE, FLAT TYPE (5 CORE)	
71	1-690-090-11	WIRE, FLAT TYPE (9 CORE)	
F901	△ 1-532-350-00	FUSE, TIME-LAG 4.0A (1070X:E2, E3)	
F901	△ 1-576-108-11	FUSE 4.0A (970X, 1070X:US, Canadian)	
F902	△ 1-532-509-00	FUSE, GLASS TUBE 6.3A (970X:Canadian)	
F902	△ 1-532-510-00	FUSE, GLASS TUBE 8A (970X:US, 1070X:US, Canadian)	
F903	△ 1-532-350-00	FUSE, TIME-LAG 4.0A (1070X:E2, E3)	
F904	△ 1-532-350-00	FUSE, TIME-LAG 4.0A (1070X:E2, E3)	
F905	△ 1-532-350-00	FUSE, TIME-LAG 4.0A (1070X:E2, E3)	
F971	△ 1-576-108-11	FUSE 4.0A (970X)	
F971	△ 1-576-109-11	FUSE 5.0A (1070X)	
F972	△ 1-576-108-11	FUSE 4.0A (970X)	
F972	△ 1-576-109-11	FUSE 5.0A (1070X)	
FL101	1-519-647-11	INDICATOR TUVE, FLUORESCENT	
S701	1-572-291-11	SWITCH, ROTARY SLIDE (970X)	
S701	1-572-291-21	SWITCH, ROTARY SLIDE (1070X)	
T901	△ 1-448-523-11	TRANSFORMER, POWER (1070X:E2, E3)	

Ref. No.	Part No.	Description	Remark
T902	△ 1-450-580-11	TRANSFORMER, POWER (970X:US)	
T902	△ 1-450-581-11	TRANSFORMER, POWER (1070X:US, Canadian)	
T902	△ 1-450-581-21	TRANSFORMER, POWER (970X:Canadian)	
T902	△ 1-450-632-11	TRANSFORMER, POWER (1070X:E2, E3)	

ACCESSORY & PACKING MATERIAL

1-465-809-11	COMMANDER, STANDARD (RM-U211) (970X)
1-465-810-11	COMMANDER, STANDARD (RM-P311) (1070X)
1-501-374-11	ANTENNA, LOOP
1-569-007-11	ADAPTER, CONVERSION 2P (1070X:E2, E3)
* 3-704-350-01	SHEET (STANDARD), PROTECTION

3-707-584-01	COVER, BATTERY (970X)
3-753-530-21	MANUAL, INSTRUCTION (English)
3-753-530-31	MANUAL, INSTRUCTION (French)
4-925-079-01	COVER (6), BATTERY (1070X)
* 4-931-047-01	CUSHION

* 4-946-084-01	INDIVIDUAL CARTON (1070X)
* 4-946-085-01	INDIVIDUAL CARTON (970X)

HARDWARE LIST

#1	7-682-548-04	SCREW +BVTT 3X8 (S)
#2	7-682-550-04	SCREW +BVTT 3X12 (S)
#3	7-682-548-04	SCREW +BVTT 3X8 (S)
#4	7-682-548-09	SCREW +BVTT 3X8 (S)
#5	7-685-647-79	SCREW +BVTP 3X10 TYPE2 N-S
#6	7-682-550-09	SCREW +B 3X12
#7	7-685-646-79	SCREW +BTP 3X8 TYPE2 N-S
#8	7-682-561-04	SCREW +BVTT 4X8 (S)

Note:

The components identified by mark △ or dotted line with mark △ are critical for safety. Replace only with part number specified.

Note:

Les composants identifiés par une marque △ sont critiques pour la sécurité. Ne les remplacer que par une pièce portant le numéro spécifié.

STR-AV970X/AV1070X

SONY[®] SERVICE MANUAL

US Model
Canadian Model

STR-AV970X/AV1070X

E Model

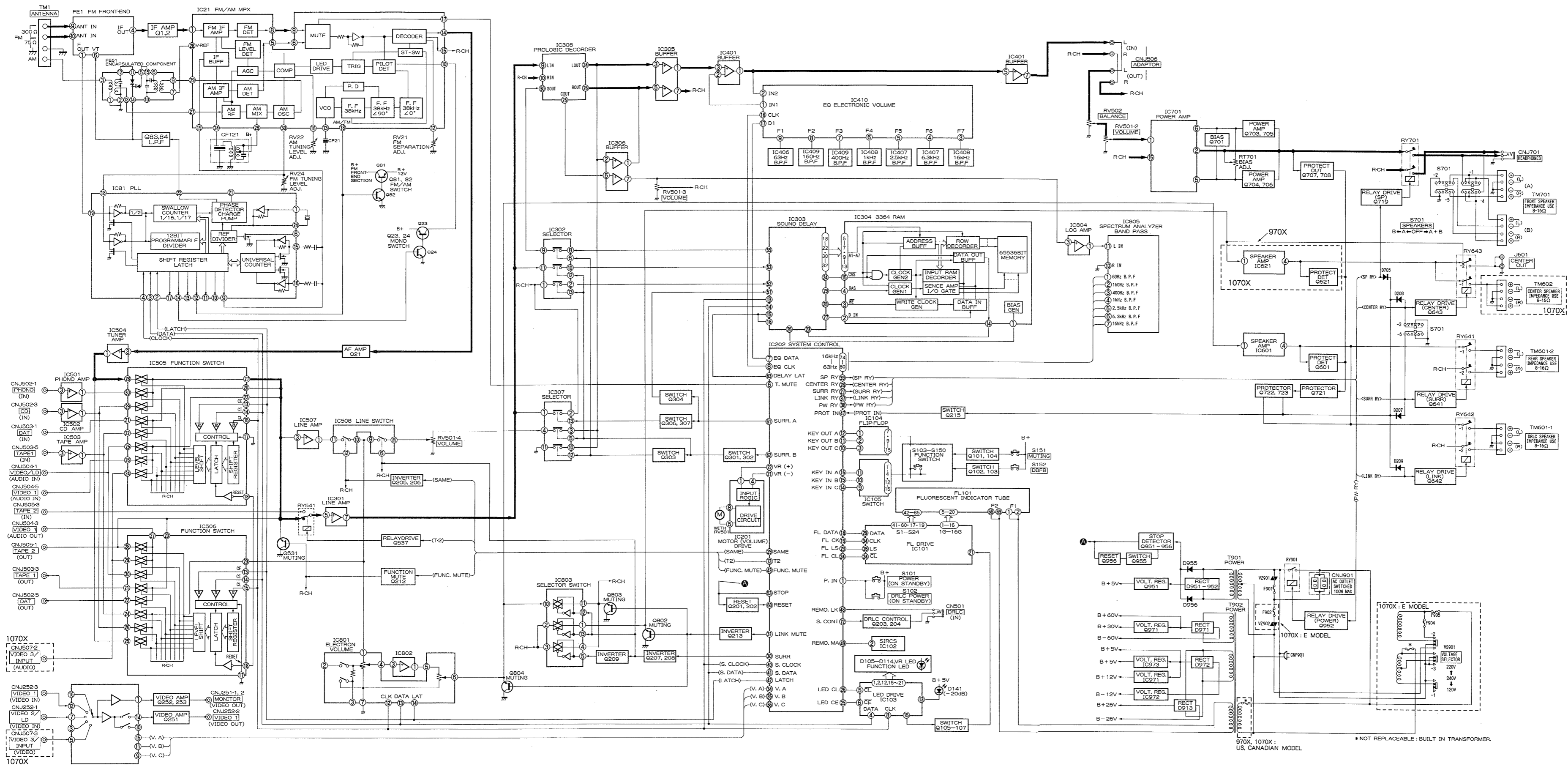
STR-AV1070X

SUPPLEMENT-1

File this Supplement with the Service Manual.

Block Diagram

BLOCK DIAGRAM



RCH : SAME AS L.CH.

970X, 1070X :
US, CANADIAN MODEL

*NOT REPLACEABLE : BUILT IN TRANSFORMER.