

TA-AV501/AV501R/AV601

SERVICE MANUAL

US Model
Canadian Model
E Model
TA-AV501

AEP Model
UK Model
TA-AV501R

US Model
TA-AV601



Photo : TA-AV501

- TA-AV501 (US) is the AMPLIFIER in SEN-501/601.
- TA-AV501 (Canadian) is the AMPLIFIER in STU-51.

SPECIFICATIONS

AUDIO POWER SPECIFICATIONS

POWER OUTPUT AND TOTAL HARMONIC DISTORTION :

With 8 ohm loads both channels driven, from 20-20,000 Hz : rated 110 watts (TA-AV501) or 150 watts (TA-AV601) per channel minimum RMS power, with no more than 0.9% total harmonic distortion from 250 milliwatts to rated output.

Overall output

Front TA-AV501 (US, Canadian models) :
110 W + 110 W
TA-AV501 (E model)
150W + 150W (THD 0.05%, 8-ohm load)
TA-AV501R (except for West Germany model) :
100W + 100W (DIN 1KHz, 8-ohm load)
TA-AV501R (West Germany model) :
110W + 110W (DIN 1KHz, 4-ohm load)
90W + 90W (THD 0.05%, 8-ohm load)
TA-AV601 (US model) :
150 W + 150 W

Surround 15W + 15W

Music power output
650W (TA-AV501)

Harmonic distortion

TA-AV601/TA-AV501 (US, Canadian models)
Less than 0.9% (at 1 kHz, 8-ohm load Front :
Rated Power, Surround/DRLC: Off)
TA-AV501 (E Model)
Less than 0.9% (at 1 kHz, 8-ohm load Front :
150W + 150W, Surround Off)
TA-AV501R (except for West Germany model) :
Less than 0.05% (at 1 kHz, 8-ohm load, Front
80W + 80W, Surround Off)
TA-AV501R (West Germany model) :
Less than 0.05% (at 1 kHz, 4-ohm load, Front
90W + 90W, Surround Off)

Intermodulation (IM) distortion (60Hz : 7kHz)

Less than 0.9% at rated output

Frequency response

PHONO : RIAA equalization curve ± 0.5 dB
TUNER, CD, GRAPHIC EQ, TAPE/DAT, VIDEO
1, 2, 3, 4 : 10Hz to 70kHz (West Germany model
10Hz to 30kHz), ± 3 dB

Residual noise

Less than 25 μ V (8 ohms, network A)

Damping factor

40 (ohms, 1 kHz)

Video section

Video input/output

Permissible signal input level

1.5 Vp-p

Output signal level

1 + 0.1 Vp-p/with 1 Vp-p input

(measured at MONITOR OUT)

Impedance (output)

75-ohm unbalanced, negative sync

Audio section

Input

Input jack	Jack type	Sensitivity	Impedance
PHONO (MM)	Phono	2.0 mV	50 kilohms
TUNER CD VIDEO 1, 2, 3 (LD), 4 TAPE/DAT	Phono	150 mV	50 kilohms

*78 IHF

Dolby input sensitivity

500 mV

Output

TAPE/DAT	Phono jacks	Voltage 150 mV Impedance 470 ohms
SPEAKER	—	Accepts speakers of 8-16 ohms or 4-16 ohms (West Germany model)
HEADPHONES	Stereo phone jack	Accepts low and high impedance headphones.
VIDEO 1, 2 MONITOR	Phono jack	1 Vp-p, 75 ohms

Tone controls

BASS: ± 7 dB (100 Hz)

TREBLE: ± 8 dB (10 kHz)

— Continued on next page —

INTEGRATED STEREO AMPLIFIER
SONY®



TABLE OF CONTENTS

General

System
 Power amplifier All-stage direct-coupled pure complementary SEPP OCL circuit
 Surround amplifier Semi complementary SEPP circuit
 Pre-amplifier NF type tone control
 Surround circuit Digital Delay surround circuit
 Operation circuit matrix type

Power requirements
 US, Canadian model: 120 V AC, 60 Hz
 U.K. model: 240 V AC, 50/60 Hz
 AEP, West Germany model: 220 V AC, 50/60 Hz
 E model: 120 V, 220 V or 240 V AC adjustable, 50/60 Hz

Power consumption
 US model: 250 W (TA-AV601)
 : 200 W (TA-AV501)
 Canadian mode: 435VA (TA-AV501)
 U.K. model: 435 W (TA-AV501R)
 AEP, West Germany model: 210 W (TA-AV501R)
 E model: 290 W (TA-AV501)

Weight
 TA-AV501 (US, Canadian models) / TA-AV501R : 10.9 kg (24 lb 1 oz)
 TA-AV501 (E models) / AV601 : 11.1 kg (24 lb 8 oz)

Dimension
 AEP model: 430 x 150 x 360 (W/H/D) mm (17 x 5 7/8 x 14 1/8 inches)
 Other models: 430 x 150 x 355 (W/H/D) mm (17 x 5 7/8 x 13 7/8 inches)

Accessories supplied
 TA-AV501 (US models):
 RM-U202 or RM-204
 Other models: RM-P302
 Sony SUM-3 (NS) batteries (2)


<u>Section</u>	<u>Title</u>	<u>Page</u>
Specification	1
Model Identification	2
Safety Check-Out	3
1. GENERAL	3
2. ELECTRICAL CHECK	5
3. ELECTRICAL ADJUSTMENTS	9
4. DIAGRAMS		
4-1. Circuit Boards Location	10
4-2. Semiconductor Lead Layouts	10
4-3. IC804 Pin Function	11
4-4. Printed Wiring Board —Input section—	13
4-5. Schematic Diagram —Input section—	17
4-6. Printed Wiring Board —Joint Section—	21
4-7. Schematic Diagram —Joint Section—	25
4-8. Schematic Diagram —Micon Section—	28
• IC Block Diagram	31
5. EXPLODED VIEWS	32
5-1. Front Panel Section	32
5-2. Chassis Section	33
6. ELECTRICAL PARTS LIST	34

Features

Amplifier Features

- This amplifier incorporates the power amplifier for the front speakers 110W + 110W (TA-AV501), 150W + 150W (TA-AV601) and that for the surround speakers 15W + 15W (TA-AV501/TA-AV601) independently. These amplifiers make possible a powerful surrounding sound from 4 speakers.
- The versatile input system controls 4 A/V input systems and 4 audio input systems.
- The DBFB (Dynamic Bass Feed Back) circuitry reinforces the bass sound at low listening level. The lower the sound level, the more the bass is emphasized.

Surround Features

- This unit has Digital Delay Surround system. This unit incorporates all of three types of surround effect.
-  — expands sound just like listening to it in a movie theater.
- Hall Surround-provides reverberation effect that is produced in a large concert hall.
- Simulated Surround-gives the feeling of width and thickness to monaural sound of old movies, etc.

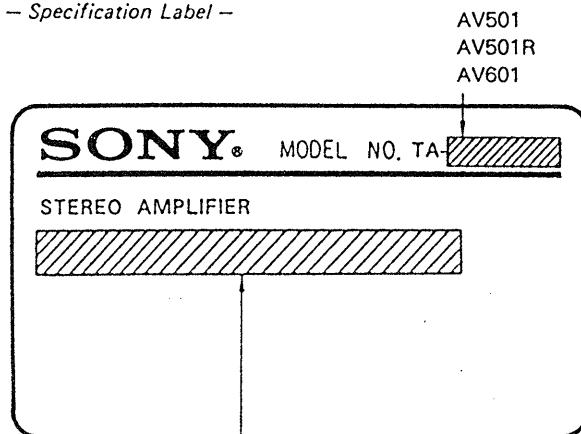
operating voltage

Before operating the unit, check that the operating voltage of your unit is identical with the voltage of your local power supply.

Where purchased	Operating voltage
Canadian Model	120 V AC
UK Model	240 V AC
AEP, West Germany Model	220 V AC
E Model	120 V, 220 V or 240 V AC adjustable The voltage selector is located on the rear panel. If the selector must be reset, disconnect the AC power cord and set the selector to the proper voltage of your local power supply.

MODEL IDENTIFICATION

— Specification Label —



U, CA Model: AC 120V 60Hz
 AEP, WG Model: AC 220V 50/60Hz
 UK Model: AC 240V 50/60Hz
 E Model: AC 120/220/240V 50/60Hz

SECTION 1 GENERAL

SAFETY CHECK-OUT

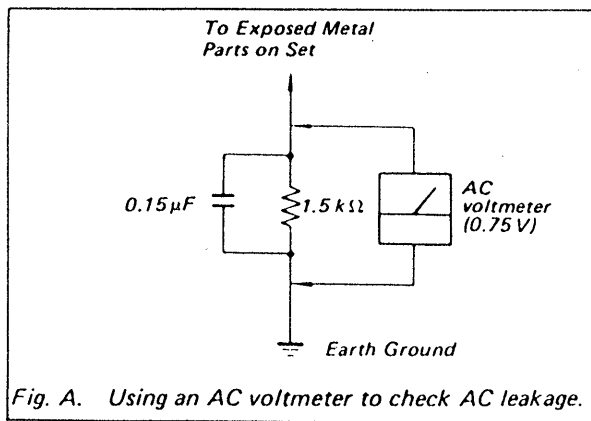
After correcting the original service problem, perform the following safety check before releasing the set to the customer:

Check the antenna terminals, metal trim, "metallized" knobs, screws, and all other exposed metal parts for AC leakage. Check leakage as described below.

LEAKAGE TEST

The AC leakage from any exposed metal part to earth ground and from all exposed metal parts to any exposed metal part having a return to chassis, must not exceed 0.5 mA (500 microamperes). Leakage current can be measured by any one of three methods.

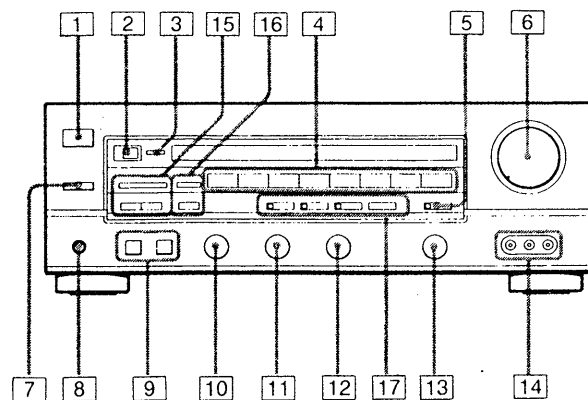
1. A commercial leakage tester, such as the Simpson 229 or RCA WT-540A. Follow the manufacturers' instructions to use these instruments.
2. A battery-operated AC milliammeter. The Data Precision 245 digital multimeter is suitable for this job.
3. Measuring the voltage drop across a resistor by means of a VOM or battery-operated AC voltmeter. The "limit" indication is 0.75 V, so analog meters must have an accurate low-voltage scale. The Simpson 250 and Sanwa SH-63Trd are examples of a passive VOM that is suitable. Nearly all battery operated digital multimeters that have a 2V AC range are suitable. (See Fig. A)



SAFETY-RELATED COMPONENT WARNING!!

COMPONENTS IDENTIFIED BY MARK \triangle OR DOTTED LINE WITH MARK \triangle ON THE SCHEMATIC DIAGRAMS AND IN THE PARTS LIST ARE CRITICAL TO SAFE OPERATION. REPLACE THESE COMPONENTS WITH SONY PARTS WHOSE PART NUMBERS APPEAR AS SHOWN IN THIS MANUAL OR IN SUPPLEMENTS PUBLISHED BY SONY.

Parts identifications

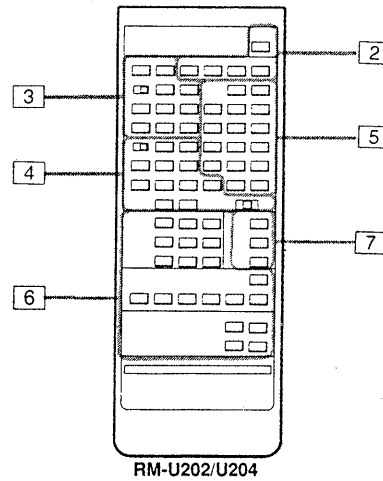
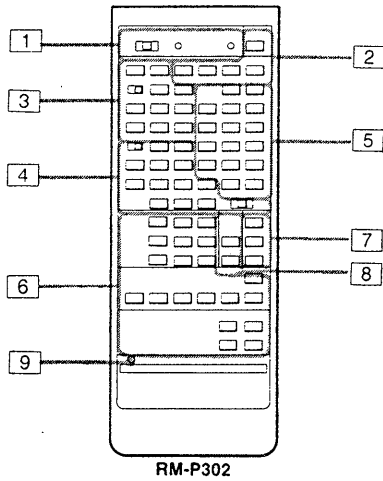


- | | |
|---|--|
| <p>1 POWER switch
SYSTEM POWER Switch (E model)</p> <p>2 Remote control sensor</p> <p>3 DRLC indicator (TA-AV601 only)
STANDBY indicator (TA-AV501R/TA-AV501 : E model)</p> <p>4 FUNCTION selectors and indicators</p> <p>5 DBFB (Dynamic Bass Feed Back) button and indicator
MUTING button and indicator (TA-AV501R)</p> <p>6 MASTER VOLUME control</p> <p>7 DRLC/POWER switch (TA-AV601 only)</p> <p>8 HEADPHONES jack (stereo phone jack)</p> | <p>9 SPEAKERS A, B selectors</p> <p>10 BASS control</p> <p>11 TREBLE control</p> <p>12 BALANCE control</p> <p>13 INPUT BALANCE control</p> <p>14 VIDEO 4 INPUT jacks</p> <p>15 SURROUND LEVEL +/- buttons and indicators</p> <p>16 DELAY TIME button and indicators</p> <p>17 SURROUND MODE selectors and indicators</p> |
|---|--|

ATTENTION AU COMPOSANT AYANT RAPPORT À LA SÉCURITÉ!

LES COMPOSANTS IDENTIFIÉS PAR UNE MARQUE \triangle SUR LES DIAGRAMMES SCHÉMATIQUES ET LA LISTE DES PIÈCES SONT CRITIQUES POUR LA SÉCURITÉ DE FONCTIONNEMENT. NE REMPLACER CES COMPOSANTS QUE PAR DES PIÈCES SONY DONT LES NUMÉROS SONT DONNÉS DANS CE MANUEL OU DANS LES SUPPLÉMENTS PUBLIÉS PAR SONY.

Parts Identification of the Remote Commander



- 1 Program control section (RM-P302 only)**
 Mode selector and indicator (page 17)
 SONY STD: To control Sony equipment.
 USER STD: To control equipment whose remote control functions are stored.
 LEARN: To store functions of other remote commanders emitting infrared rays.
 PROGRAM CLEAR button: Clears the stored functions.
- 2 Power control section**
 SYSTEM OFF button: Turns off the power of the whole system: LD, VTR, TV, AUDIO and DRLC (TA-AV601 only).
 LDP/VTR/TV/AUDIO POWER buttons: Control the power of each unit. (The VTR button can be operative only when TAPE/VTR selector is set to VTR.)
- 3 CDP/LDP control section**
 CDP/LDP selector: Selects CD or LD (Laser disc) player to be played. The combined CD/LD player can be controlled with this selector set to LDP.
 CONTINUE: Continuous play (only for CD player)
 SHUFFLE: Shuffle play (only for CD player)
 PGM: Program play (only for CD player) (Refer to the operating instructions of CD player.)
 D (disc) SKIP: Disc skip (for a CD player equipped with a multi-disc changer)
 ▶: Starts play.
 ◀◀/▶▶: Locates a desired selection
 ■: Stops play.
 ◀◀/▶▶: Manual search (only for LD player)
- 4 Tape deck/VTR control section**
 TAPE/VTR selector: Selects TAPE (tape deck) or VTR (VCR) to be controlled.
 ANT TV/VTR button: Selects the output signal from the antenna terminal on the VCR, either a TV signal or VCR programs.
 CH + / - buttons: Selects channel on the VCR.
 ◀◀/▶▶: Fast winding
 ■: Stop
 ◀/▶: Play
 ||: Pause
 ○ (RM-U202/U204 only): Record muting
 ● (RM-U202/U204 only): Recording (While pressing ●, press ▶)

- REV/●REC/FWD buttons (RM-P302 only):
 For reverse recording, press REV and ● REC together.
 For forward recording, press FWD and ● REC together.
- DECK/VTR selector
 DECK A, B, and DAT: Select A, B, or DAT.
 VTR 1, 2, and 3: Select VCR type.
 1: Betamax VCRs
 2: 8mm VCRs
 3: VHS VCRs

Notes

- These buttons other than the PAUSE button do not function for the TC-W306 (SEN-501) only.
- Even when the DECK/VTR selector on the remote commander is set to DECK/VTR 1, pressing the PAUSE button pauses only the B deck of the TC-W306. (RM-U204 only)

- 5 TV control section**
 VOL + / - buttons: Control the TV volume.
 CH + / - buttons: Select a preset channel.
 TV/VIDEO button: Selects the input signal of the TV.
 Program number (1 to 0) and ENTER buttons: Select the channel.
- 6 Amplifier control section**
 FUNCTION selectors: Select an input source of the amplifier. (DAT button does not function for the TA-AV501/601.)
 SURROUND MODE selectors: Select a surround mode.
 DELAY TIME button: Controls the delay time.
 REAR LEVEL + / - buttons: Control the surround level.
 DBFB button: Reinforces the bass sound.
 MUTING button: Mutes the sound. (This button does not function for the TA-AV501/601.)
 MASTER VOL + / - buttons: Control the amplifier volume.
- 7 Tuner control section**
 SHIFT button: Selects a memory page.
 TUNER PRESET station select buttons: Selects a preset station.
- 8 Turntable control section (RM-P302 only)**
 PHONO START button: Starts record playing.
 PHONO STOP button: Stops record playing.
- 9 RESET button (RM-P302 only)**
 Reset the commander to the initial state.

SECTION 2

ELECTRICAL CHECK

Disassembling for board check (voltage measurement)

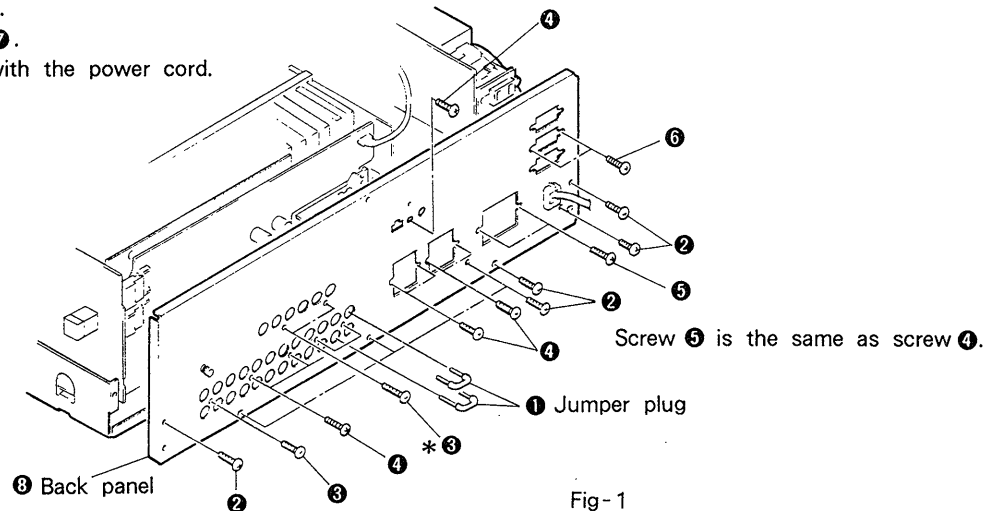
Note 1: Tape should be stuck to the board edges so that the chassis does not touch the printed patterns or jumpers when boards are checked.

Note 2: When back panel ③ is removed to check the boards, an earth line of the input board goes out of the chassis. After the back panel is removed, screw ③ must be tightened so that the input board is fixed.

1. Input Board

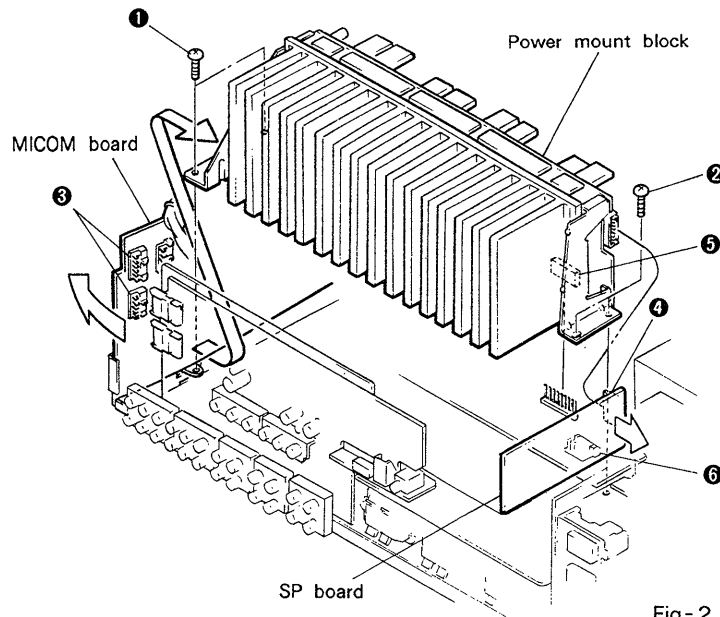
(Step 1)

- 1) Pull jumper plug ① out.
- 2) Remove screws ② to ⑦.
- 3) Remove back panel ⑧ with the power cord.



(Step 2)

- 1) Remove screw ① and ②.
- 2) Remove connector ③ of the MICOM board.
- 3) Remove connector ④ of the SP board.
- 4) Remove connector ⑥ of the power board and connector ⑤ of the SUR board.
- 5) Remove the power mount block.



(Step 3)

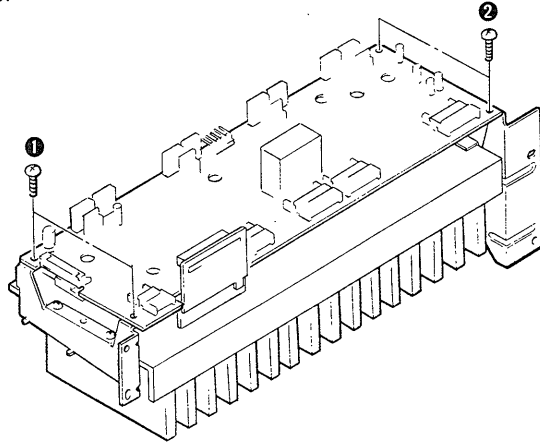
- 1) Set connector ③ back to the previous position, which was removed in step 2.
- 2) Attach the input board using screw *③ (Fig-3) which was removed in step 1.
- 3) Check the input board from the parts side.

2. Power Board

Perform steps 2 and 3 for the input board. However, it is not necessary to remove the back panel.

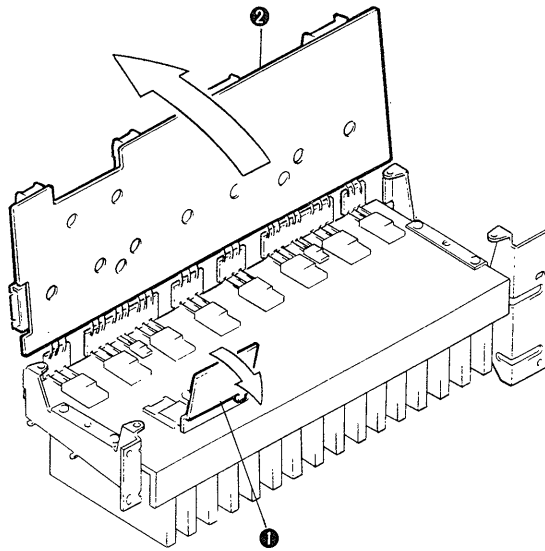
(Step 4)

- 1) Remove screws ❶ and ❷.



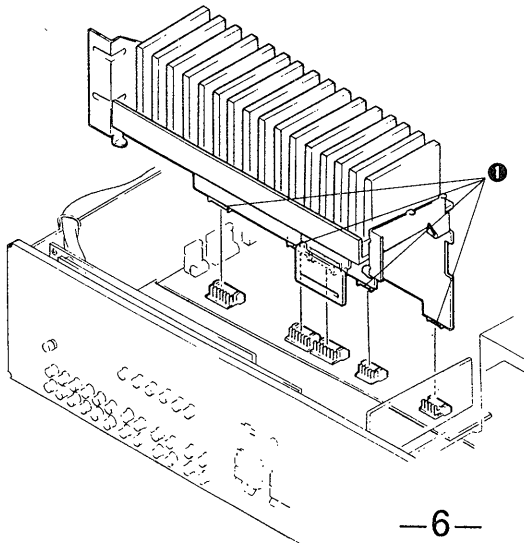
(Step 5)

- 1) Set the SUR board in the direction of the arrow.
- 2) Set the power board in the direction of the arrow.



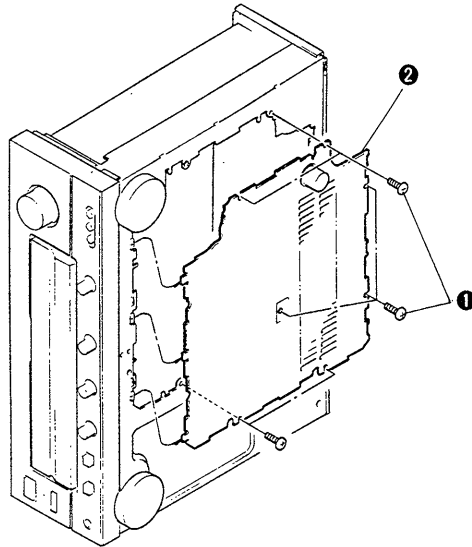
(Step 6)

- 1) Set the connectors of the power mount block to the unit.



(Step 7)

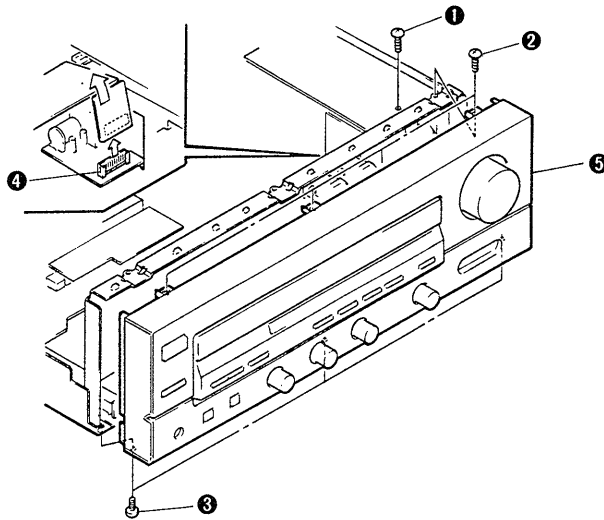
- 1) Remove screw ❶.
- 2) Remove bottom panel ❷.
- 3) Set the unit as shown in the figure and check the power board from the bottom side.



3. Control Board

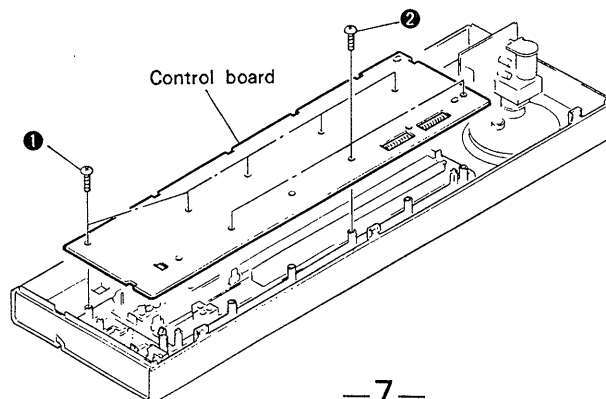
(Step 1)

- 1) Remove screws ❶ to ❸.
- 2) Remove connector ❹ of the VOL board.
- 3) Remove front panel ❺.



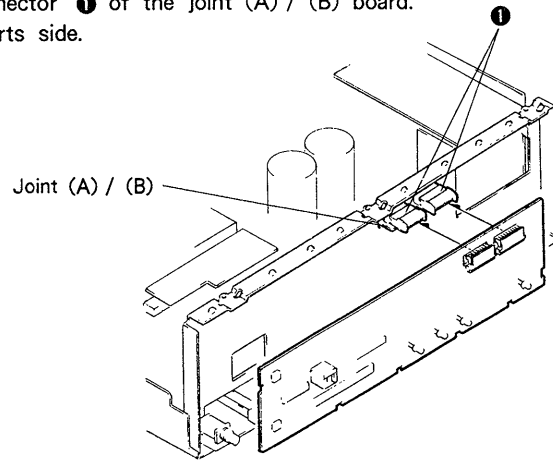
(Step 2)

- 1) Remove screw ❶ and ❷.
- 2) Remove the hooks which fix the control board and remove the board.



(Step 3)

- 1) Set the control board to connector ❶ of the joint (A) / (B) board.
- 2) Check the board from the parts side.



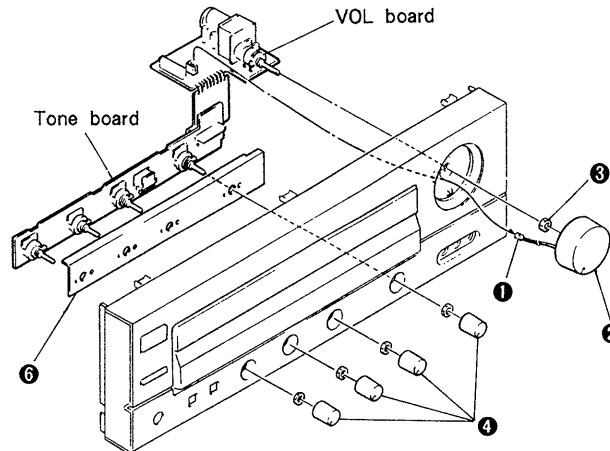
4. Tone and VOL Boards

(Step 1)

Perform (step ❶) for the control board.

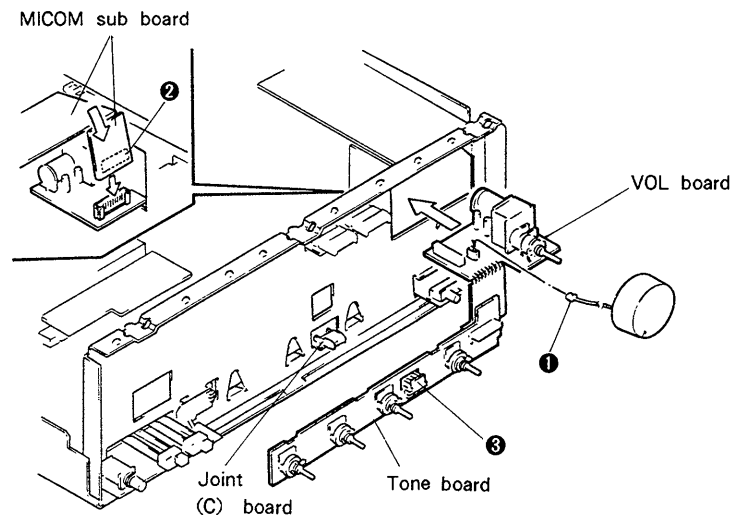
(Step 2)

- 1) Remove connector ❶ of the VOL board.
- 2) Pull control ❷ of the master volume control out and remove nut ❸.
- 3) Pull control ❹ and remove all nuts ❺.
- 4) Remove the control panel and shield plate ❻.



(Step 3)

- 1) Set connector ❸ and attach the volume control.
- 2) Set the VOL and tone boards back to the previous positions.
- 3) Connect connector ❸ of the tone board to the joint (C) board.
- 4) Connect connector ❷ of the MICOM SUB board to the VOL board.
- 5) Check the boards from the parts side.



SECTION 3

ELECTRICAL ADJUSTMENTS

DC Bias Adjustment

Perform this adjustment when replacing the transistors of the power amplifier.

Setup :

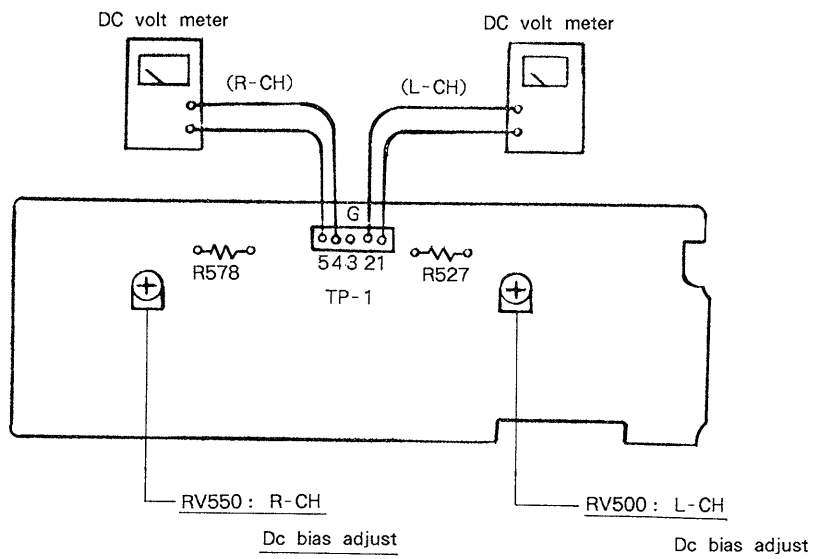
- No signal (no load)
- Minimum Volume

Procedure :

1. Connect the DC volt meter to the TP-1 (CN500).
2. After the power is turned on, complete within 30 seconds to adjust RV500 (L-CH) and RV550 (R-CH) so that the bias voltage becomes 1 mV.

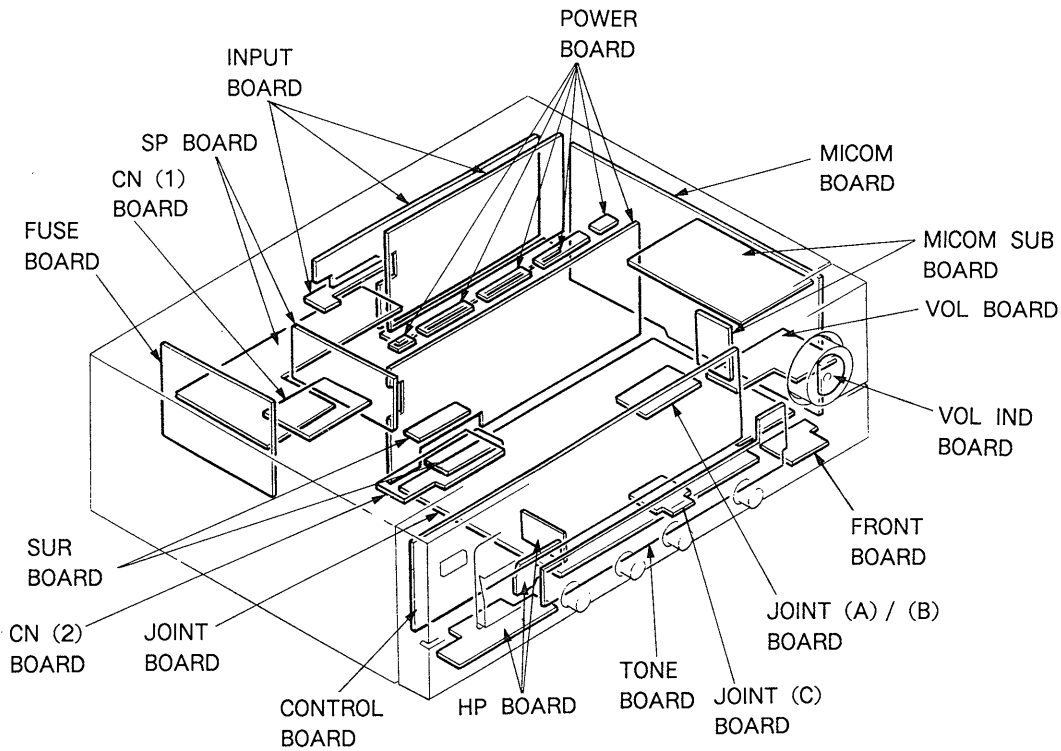
Note : This adjustment must be completed within 30 seconds.

– Adjustment Location –
Power board



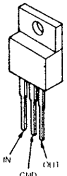
SECTION 4 DIAGRAMS

4-1. CIRCUIT BOARDS LOCATION

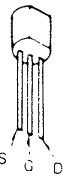


4-2. SEMICONDUCTOR LEAD LAYOUTS

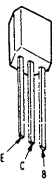
M5F7805
RC7809FA



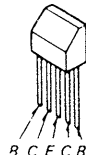
2SK246Y



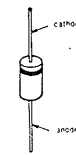
DTA124ES
DTC124ES
2SC2603-EF



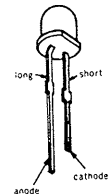
2SA979-FG



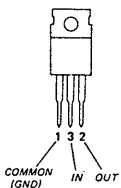
HZ4ALL
1S1585



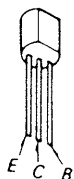
SEL2510C
SEL2810D-C
SEL2810D-D



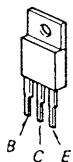
M5F7805
M5F7909



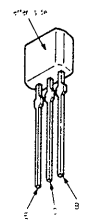
2SA733
2SC1841-PAFAEA
2SC3622A-LK



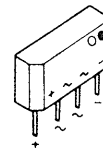
2SA1383
2SA985A-QP
2SC2275A-QP
2SC3514



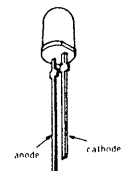
2SA1175



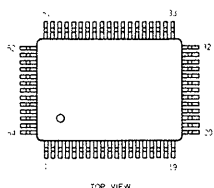
S1VB40



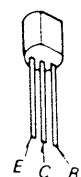
SEL1810D-C
SEL2210R-C



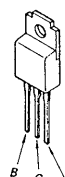
UPD75106GF



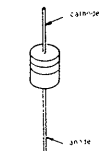
2SA988-F



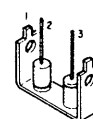
2SD2012



HZS6B1L
HZS6C3L
1SS120
11ES2



D300



4-3. IC804 (μPD75106-741-3BE) PIN FUNCTION

PIN No.	Port	I/O	Normal	Active	Description
1	P41	O	L	H	Surround SP relay
2	P40	O	L	H	LINK SP relay
3	P53				NC
4	P52				NC
5	P51	O	H	L	Motor volume Control : down
6	P50	O	H	L	Motor volume Control : up
7		I			RESET
8					X1 } EXIT CRYSTAL (CLOCK)
9					X2 }
10	P63	O			NC
11	P62	O	X	X	Serial control SECK
12	P61	O	L	H	Digital delay REQ
13	P60	O	H	L	SEDATA
14	P73	O	L	H	LINK
15	P72	O	L	H	Surround sound VCL CK FUNC CL
16	P71	O	L	H	Serial data DATA Serial data DI
17	P70	O	L	H	- CE
18	P83	O	L	H	ST -
19	P82	O	L	H	Serial CKS for LED driver
20	P81	O	H	L	Serial CKL for LED driver
21	P80	O	L	H	Serial \overline{OE} for LED driver
22	P93	O	L	H	Serial A for LED driver
23	P92	O	L	H	} Key scan output
24	P91	O	L	H	
25	P90	O	L	H	
27	P13/INT3	I	H	L	POWER SW
28	P12/INT2	I	H	L	Protect (SP relay off = "L")
29	P11/INT1	I	L	H	MAIN SIRCS input (serial data)
30	P10/INT0	I	L	H	SUB SIRCS input (serial data)
31	PTH03	I	L	H	} Key matrix input
32	PTH02	I	L	H	
33	PTH01	I	L	H	
34	PTH00	I	L	H	
35	T10	I	L	H	
36	T11				GND
37	P23	O	X	X	VIDEO SW : A
38	P22/POL	O	X	X	VIDEO SW : B
39	P21/PT01	O	H	-	MONITOR - MUTE
40	P20/PT00	O	L	H	READY IND "L" = ON
41	P03/SI	I	X	X	DBFB/MUTE mode input
42	P02/SC				LINK
43	P01/SCK				GND
44	P00/INT4	I	H	$\overline{\text{L}}$	STOP input

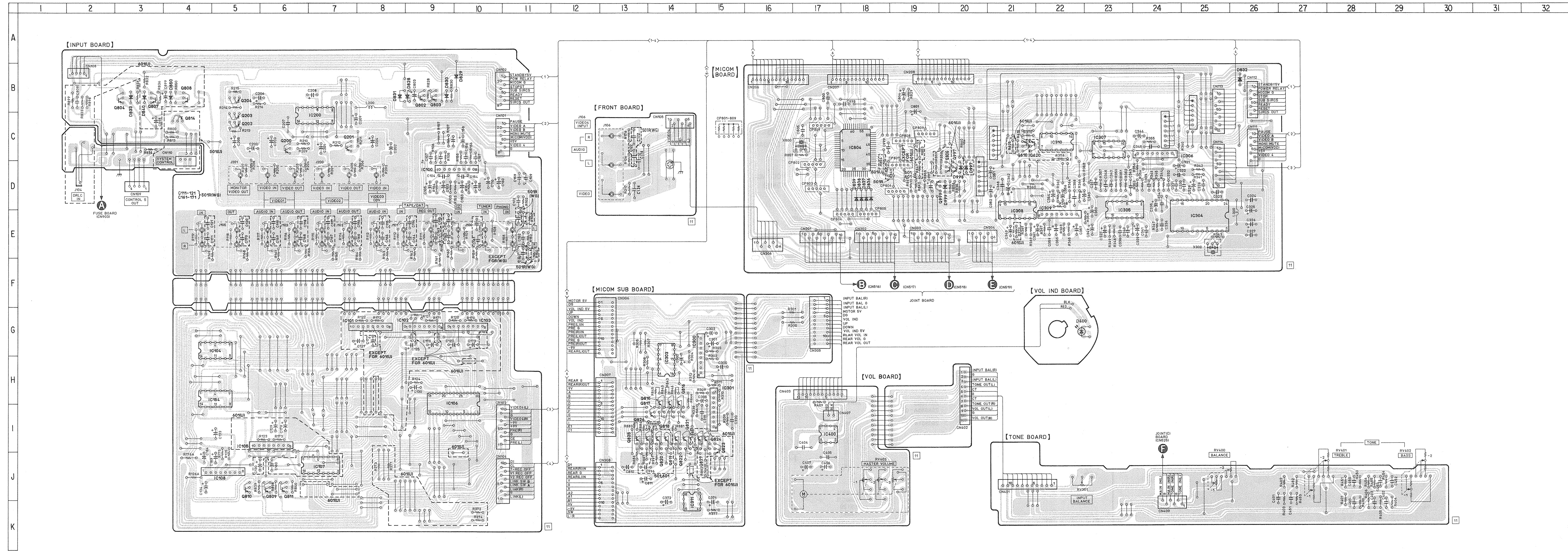
PIN No.	Port	I/O	Normal	Active	Description
45	P123	O	X	X	Surround sound mode switch S ₄
46	P122	O	X	X	Surround sound mode switch S ₃
47	P121	O	X	X	Surround sound mode switch S ₂
48	P120	O	X	X	Surround sound mode switch S ₁
49	P133	O	X	X	LINK FUNCTION SW 4
50	P132	O	X	X	LINK FUNCTION SW B
51	P131	O	L	H	TAPE REC OFF
52	P130	O	H	L	NC
53	P143	O	L	H	VIDEO 1 REC OFF
54	P142	O	L	H	VIDEO 2 REC OFF
55	P141	O	H	L	Front line mute
56	P140	O	H	L	Surround sound (LINK) line mute
58					VDD Power Supply : 5V
59	P33	O	H	L	DRFB SW (ON = "L")
60	P32	O	H	L	TC PAUSE
61	P31	O	X	X	Surround sound mode SW S ₅
62	P30	O	L	H	LINK SW (LINK ON = "H")
63	P43	O	L	H	Power supply relay (ON = "H")
64	P42	O	L	H	Front SP relay

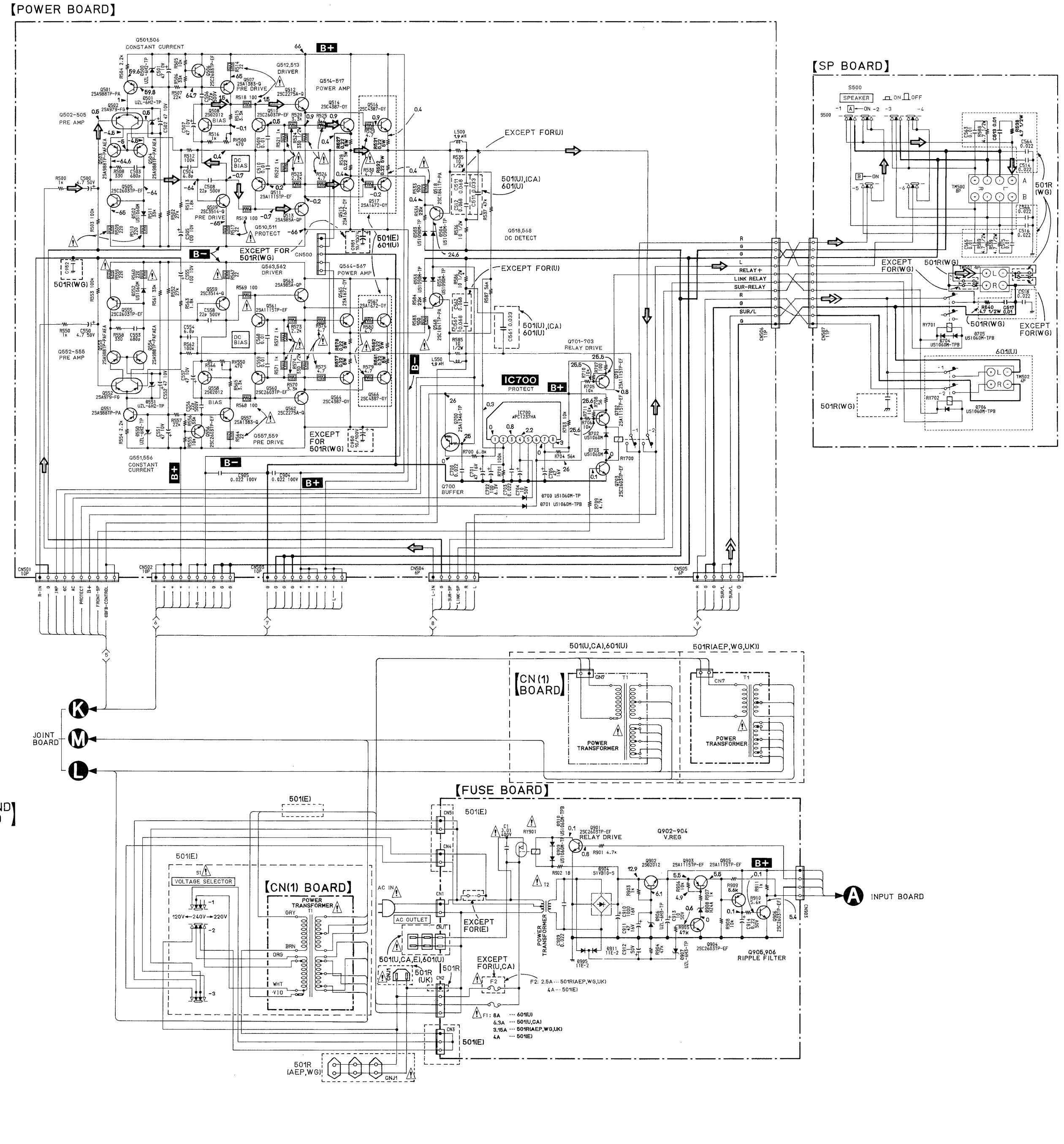
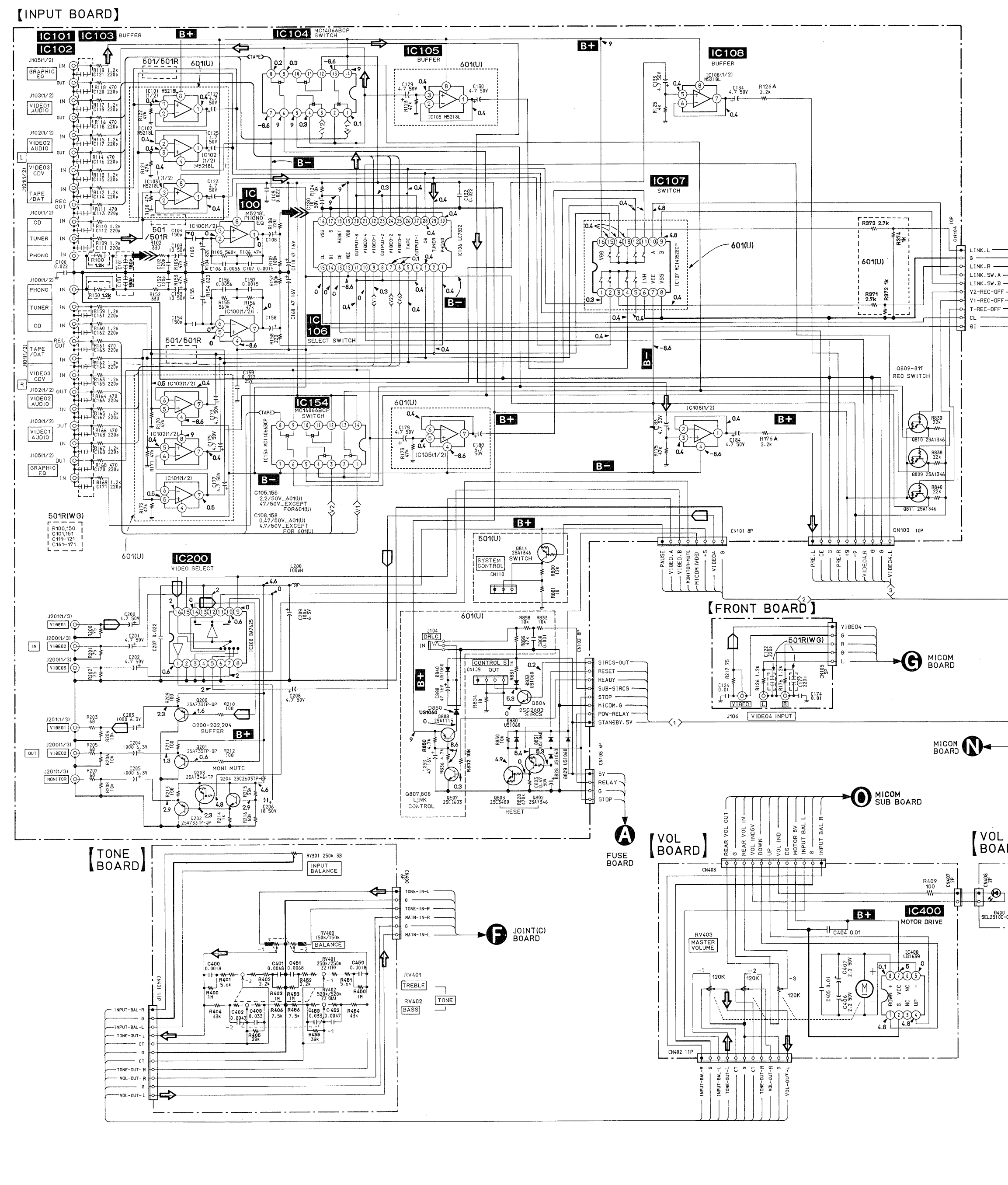
• Semiconductor Location

Ref. No.	Location	Ref. No.	Location
D400	G-22	IC309	E-22
D828	B-9	IC310	C-22
D829	B-10	IC311	J-14
D830	B-9	IC400	I-17
D831	B-8	IC804	C-18
D832	B-26		
D833	B-3	Q200	C-6
D836	D-18	Q201	C-7
D837	D-18	Q202	C-5
D838	D-18	Q203	C-5
D839	D-18	Q204	B-5
D840	B-3	Q610	C-21
D850	B-4	Q620	C-21
D997	D-20	Q802	B-9
D998	D-20	Q803	B-9
D999	D-20	Q804	B-3
		Q806	D-20
IC100	D-9	Q807	B-3
IC101	G-8	Q808	B-4
IC102	G-9	Q809	J-6
IC103	G-10	Q810	J-5
IC104	G-5	Q811	J-6
IC105	I-6	Q815	H-14
IC106	H-9	Q816	H-14
IC107	J-7	Q817	I-14
IC108	J-5	Q818	H-14
IC154	H-5	Q819	I-14
IC200	C-7	Q820	I-14
IC300	G-14	Q821	I-14
IC301	I-15	Q822	I-14
IC303	H-14	Q823	I-15
IC304	F-25	Q824	I-15
IC305	C-23	Q825	I-13
IC306	C-24	Q826	I-13
IC307	C-23	Q827	I-15
IC308	F-21		

Note on Printed Wiring Boards:

- — : parts extracted from the component side.
- — ○ : Jumper wire connected to the ground pattern the component side.





Note on Schematic Diagram:

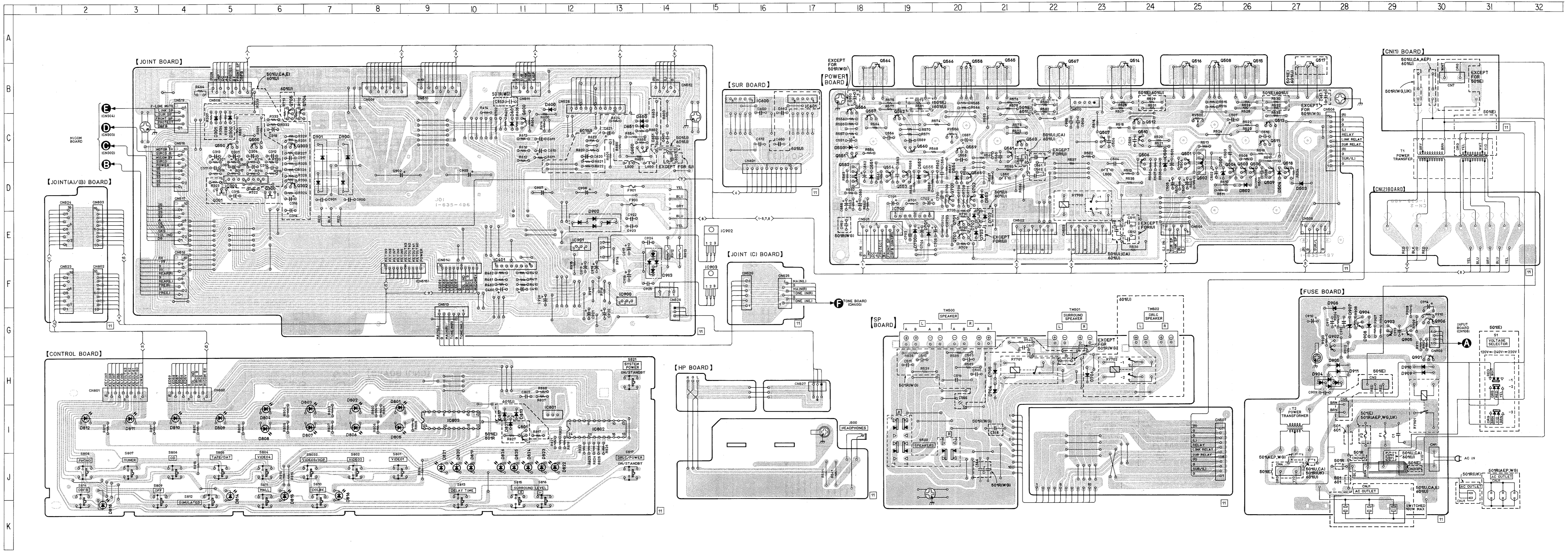
- All capacitors are in μF unless otherwise noted. pF: μF
- All resistors are in Ω and 1/4W or less unless otherwise specified.
- Components for right channel have same values as for left channel. Reference numbers are coded from:
- ⚠: internal component.
- 🔥: nonflammable resistor.
- ⚡: fusible resistor.

Note: The components identified by mark ⚠ or dotted line with mark 🔥 are critical for safety. Replace only with part number specified.

Note: Les composants identifiés par une marque ⚠ ou une ligne pointillée avec un symbole 🔥 sont critiques pour la sécurité. Ne les remplacer que par une pièce portant le numéro spécifié.

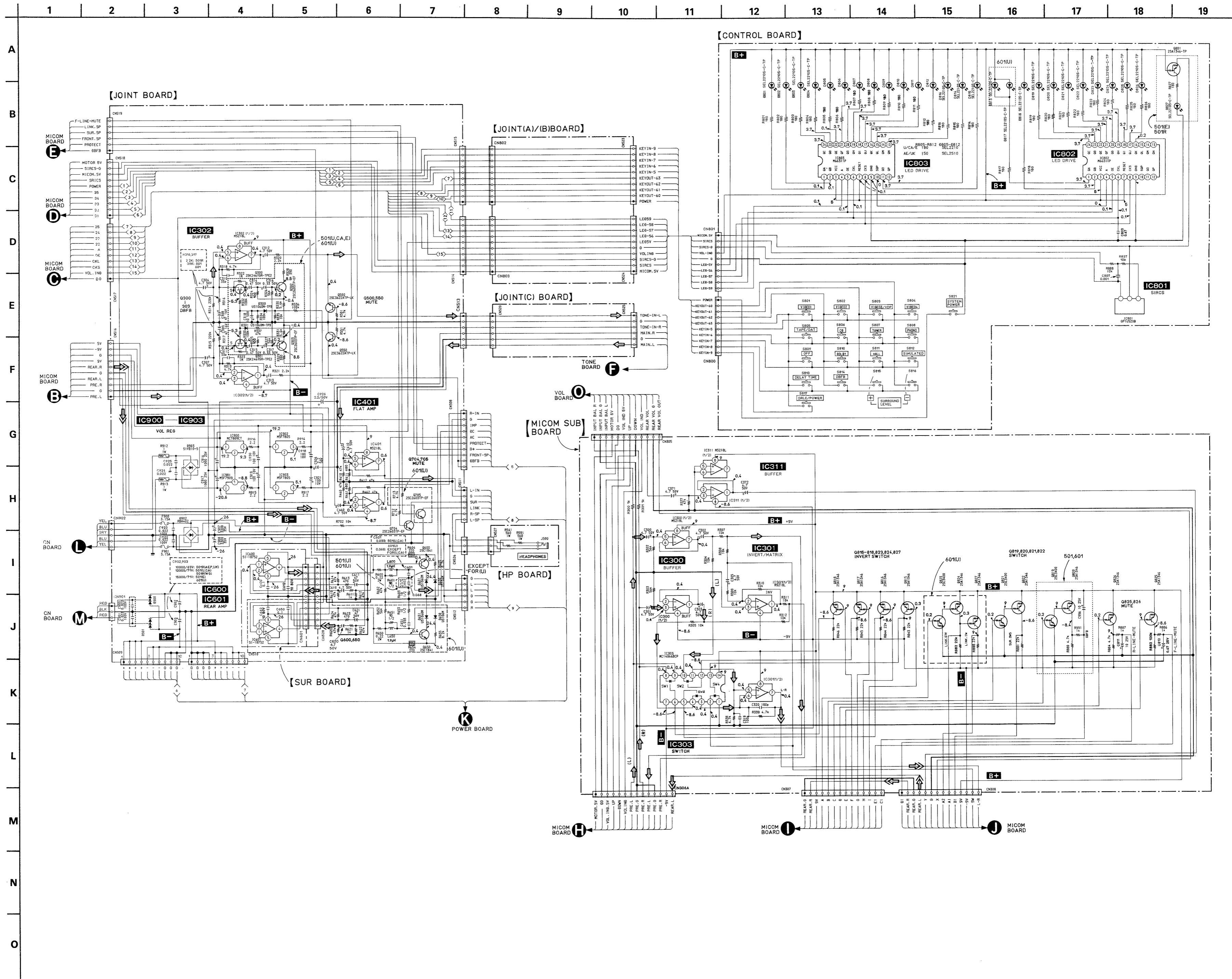
- □: adjustment for repair.
- Voltage is dc with respect to ground under no-signal conditions.
- no mark: video 1 mode
- Voltages are taken with a VOM (impedance 10M Ω)
- Voltage variations may be noted due to normal production tolerances.
- Signal path:
 - ➡ : TUNER
 - ➡ : VIDEO (Picture)
 - ➡ : surround signal
 - ➡ : PHONO

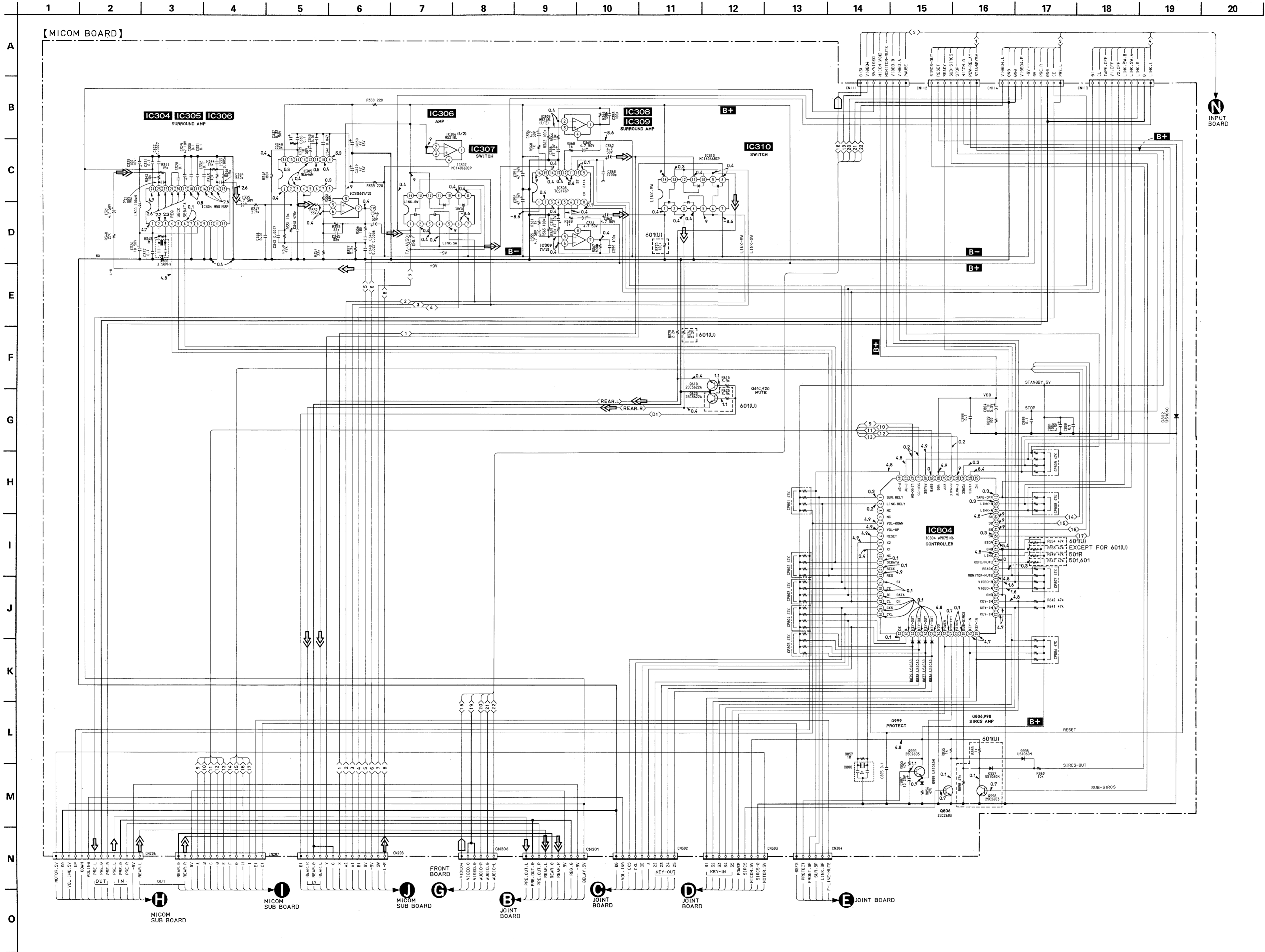
Ref. No.	Location	Ref. No.	Location
D300	C-5	IC600	B-16
D301	C-5	IC700	E-19
D500	D-24	IC801	I-12
D501	D-25	IC802	I-12
D502	D-26	IC803	I-9
D503	D-27	IC900	F-13
D504	D-27	IC901	F-12
D550	C-18	IC902	F-15
D551	C-18	IC903	F-15
D552	D-19		
D553	D-21	Q300	D-6
D554	D-20	Q301	D-5
D600	B-12	Q302	D-6
D601	C-11	Q303	C-6
D650	C-13	Q500	D-25
D651	C-13	Q501	D-25
D700	E-19	Q502	D-25
D701	E-19	Q503	D-26
D702	E-20	Q504	D-26
D703	E-20	Q505	D-26
D704	H-21	Q506	C-24
D705	H-21	Q507	C-23
D706	H-23	Q508	B-25
D801	I-8	Q509	D-26
D802	H-7	Q510	C-24
D803	I-7	Q511	C-26
D804	I-6	Q512	C-24
D805	I-8	Q513	C-26
D806	H-7	Q514	B-24
D807	I-7	Q515	B-26
D808	I-6	Q516	B-25
D809	I-5	Q517	B-27
D810	I-4	Q518	D-27
D811	I-3	Q550	C-5
D812	I-2	Q551	D-18
D813	I-11	Q552	D-18
D814	J-5	Q553	D-19
D815	J-6	Q554	D-19
D816	J-7	Q555	D-19
D817	I-11	Q556	C-18
D818	K-2	Q557	C-18
D819	J-10	Q559	C-20
D820	J-10	Q560	C-19
D821	J-9	Q561	C-21
D822	J-12	Q562	C-19
D823	J-11	Q563	C-21
D824	J-11	Q564	B-18
D825	J-11	Q565	B-21
D826	J-11	Q566	B-20
D827	I-11	Q567	B-22
D900	C-7	Q600	D-20
D901	C-7	Q600	C-11
D902	E-12	Q650	C-13
D903	F-14	Q700	D-20
D904	H-27	Q701	F-20
D905	H-28	Q702	D-20
D906	G-28	Q703	F-20
D907	G-28	Q704	B-7
D908	G-28	Q705	B-6
D909	H-30	Q801	I-11
D910	H-30	Q902	G-28
D911	H-28	Q903	G-29
IC302	D-5	Q904	G-28
IC401	F-11	Q905	G-29
		Q906	G-30



Note on Printed Wiring Boards:

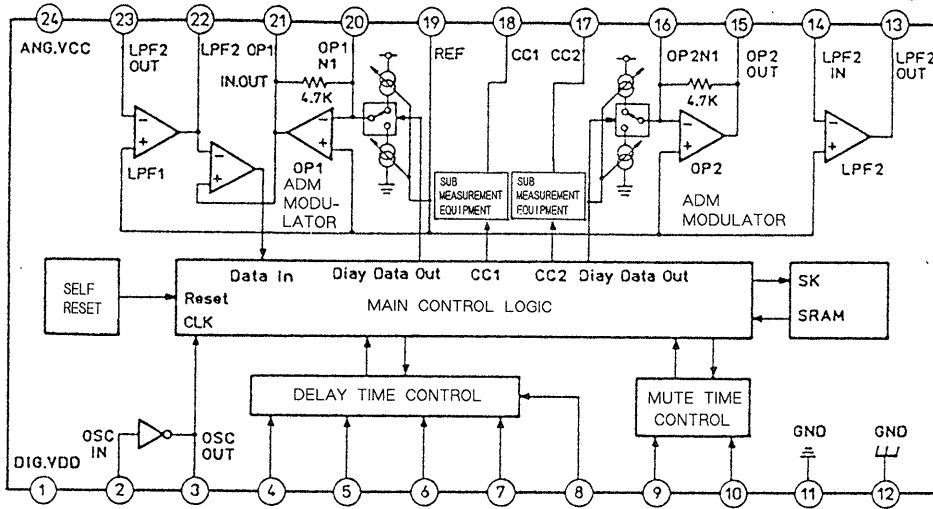
- : parts extracted from the component side.
- : Jumper wire connected to the ground pattern on the component side.



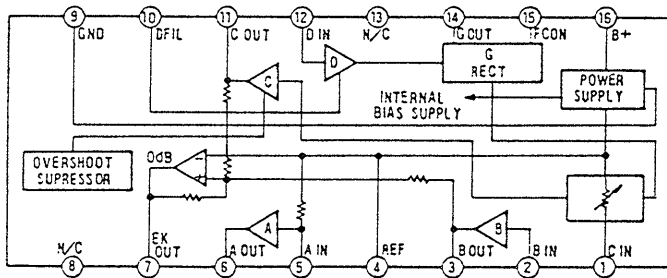


IC BLOCK DIAGRAM

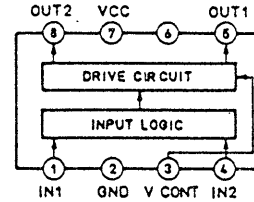
IC304
M50198P



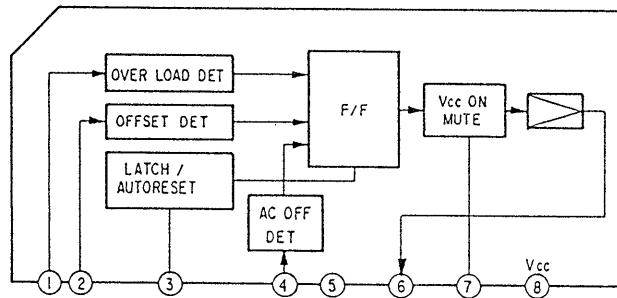
IC305
NE646N



IC400
LB1639



IC700
 μ PC1237HA



SECTION 5 EXPLODED VIEWS

NOTE:

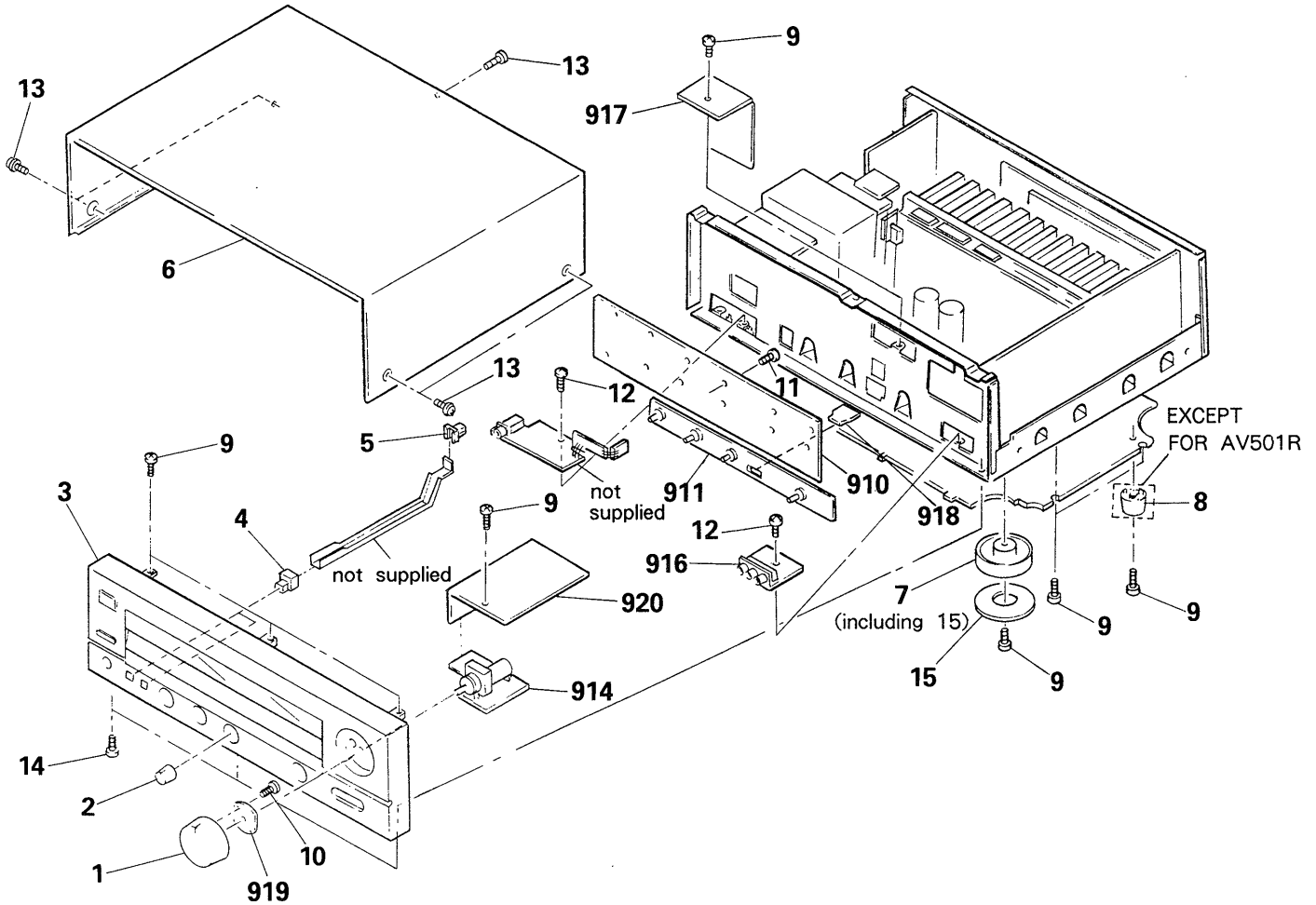
- The mechanical parts with no reference number in the exploded views are not supplied.
- The construction parts of an assembled part are indicated with a collation number in the remark column.
- Items marked "★" are not stocked since they are seldom required for routine service. Some delay should be anticipated when ordering these items.

- Due to standardization, parts with part number suffix -XX and -X may be different from the parts specified in the components used on the set.
- Color Indication of Appearance Parts
Example:
(RED) ... KNOB, BALANCE (WHITE)
↑ Cabinet's Color ↑ Parts' Color

The components identified by mark or dotted line with mark are critical for safety. Replace only with part number specified.

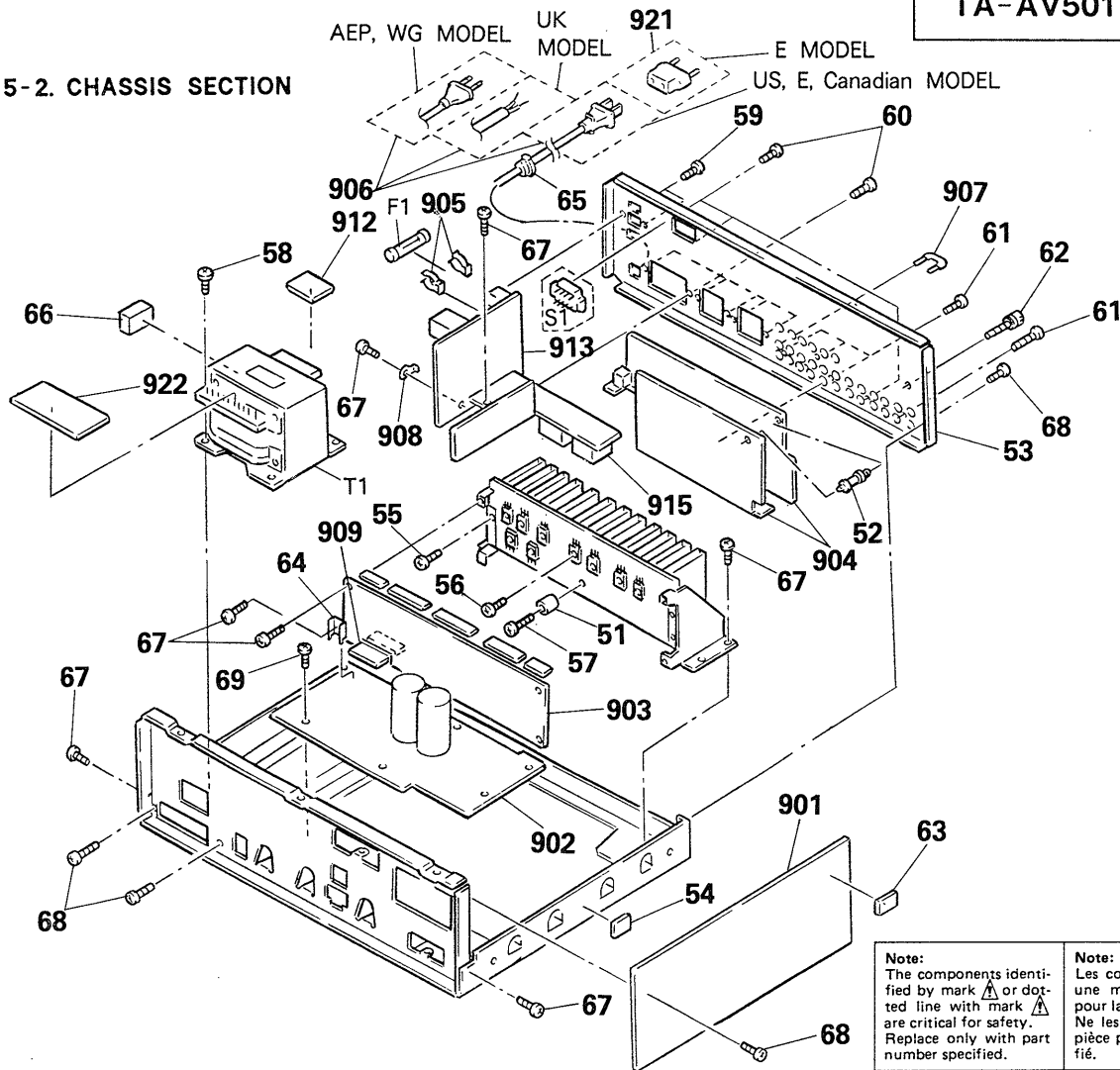
Les composants identifiés par une marque sont critiques pour la sécurité. Ne les remplacer que par une pièce portant le numéro spécifié.

5-1. FRONT PANEL SECTION



No.	Part No.	Description	Remarks	No.	Part No.	Description	Remarks
1	4-929-288-01	KNOB (VOL 47)		11	4-928-635-01	SCREW, +BV (2.6X8) TAPPING	
2	4-927-863-01	KNOB (RT8)		12	4-886-821-11	SCREW, S TIGHT, +PTTWH 3X6	
3	X-4911-216-1	(AV601).....PANEL ASSY, FRONT		13	3-704-366-01	SCREW (CASE) (M3X8)	
	X-4911-217-1	(AV501:US,Canadian)...PANEL ASSY, FRONT		14	7-682-548-09	SCREW +BVTT 3X8 (S)	
	X-4911-222-1	(AV501R).....PANEL ASSY, FRONT		15	4-923-836-11	CUSHION	
	X-4911-223-1	(AV501:E).....PANEL ASSY, FRONT		910	*1-635-500-11	PC BOARD, CONTROL	
4	4-904-902-51	KNOB, SPEAKER		911	*1-635-501-11	PC BOARD, TONE	
5	4-866-342-00	JOINT (B), KNOB		914	*1-635-505-11	PC BOARD, VOL	
6	4-931-031-11	CASE		916	*1-635-508-11	PC BOARD, FRONT	
7	X-3304-938-2	(AV501:E/AV501R).....FOOT ASSY	15	917	*1-635-509-11	PC BOARD, JOINT (A/B)	
	X-4885-950-1	(AV501:US,Canadian/AV601)..FOOT ASSY	15	918	*1-635-510-11	PC BOARD, JOINT (C)	
8	4-930-848-01	(EXCEPT AV501R)...FOOT		919	*1-635-511-11	PC BOARD, VOL IND	
9	7-682-548-04	SCREW +BVTT 3X8 (S)		920	*1-635-770-11	PC BOARD, MICRO SUB	
10	7-685-534-19	SCREW +BTP 2.6X8 TYPE2 N-S					

5-2. CHASSIS SECTION



Note:
The components identified by mark Δ or dotted line with mark Δ are critical for safety. Replace only with part number specified.

Note:
Les composants identifiés par une marque Δ sont critiques pour la sécurité. Ne les remplacer que par une pièce portant le numéro spécifié.

No.	Part No.	Description	Remarks	No.	Part No.	Description	Remarks
51	4-855-006-21	SPACER (DIA. 3)		903	*A-4334-556-A (AV601).....	MOUNTED PCB, POWER	
52	*3-682-419-11	HOLDER, P.C.B			*A-4334-596-A (AV501:US).....	MOUNTED PCB, POWER	
53	*4-927-896-01	(AV601).....	PANEL, BACK		*A-4334-597-A (AV501:Canadian).....	MOUNTED PCB, POWER	
	*4-927-896-11	(AV501:US).....	PANEL, BACK		*A-4334-598-A (AV501R:UK,AEP).....	MOUNTED PCB, POWER	
	*4-927-896-21	(AV501:Canadian)...	PANEL, BACK		*A-4334-599-A (AV501R:WG).....	MOUNTED PCB, POWER	
	*4-927-896-41	(AV501R:AEP).....	PANEL, BACK		*A-4334-600-A (AV501:E).....	MOUNTED PCB, POWER	
	*4-927-896-51	(AV501R:WG).....	PANEL, BACK	904	*A-4334-570-A (AV601).....	MOUNTED PCB, INPUT	
	*4-927-896-61	(AV501R:UK).....	PANEL, BACK		*A-4334-616-A (AV501:US).....	MOUNTED PCB, INPUT	
	*4-927-896-71	(AV501:E).....	PANEL, BACK		*A-4334-617-A (AV501:Canadian,E/501R:UK,AEP).....	MOUNTED PCB, INPUT	
54	9-911-840-XX	CUSHION			*A-4334-618-A (AV501R:WG)...	MOUNTED PCB, INPUT	
55	7-685-646-79	SCREW +BVTP 3X8 TYPE2 IT-3		905	1-533-225-11	HOLDER, FUSE	
56	7-682-548-09	SCREW +B 3X8		906	Δ 1-574-804-11 (AV501R:UK).....	CORD, POWER	
57	7-682-553-09	SCREW +B 3X20			Δ 1-574-805-11 (AV501R:AEP,WG).....	CORD, POWER	
58	7-682-561-04	SCREW +BVTT 4X8 (S)			Δ 1-574-902-11 (AV501:E).....	CORD, POWER	
59	7-685-646-79	SCREW +BTP 3X8 TYPE2 N-S			Δ 1-575-105-11 (AV501:US,Canadian/AV601)...	CORD, POWER	
60	7-685-647-79	SCREW +BVTP 3X10 TYPE2 N-S		907	1-535-530-11	PLUG, JUMPER	
61	7-621-849-00	SCREW, TAPPING		908	4-870-539-00	PLATE, GROUND	
62	3-706-165-00	SCREW		909	*1-635-498-11	PC BOARD, SUR	
63	*4-908-810-12	CUSHION		912	*1-635-503-11	PC BOARD, CN (1)	
64	*3-309-144-21	HEAT SINK		913	*1-635-504-11	PC BOARD, FUSE	
65	*3-703-244-00	(EXCEPT AV501:E)...	BUSHING (2104), CORD	915	*1-635-506-11	PC BOARD, SP	
	*3-703-571-11	(AV501:E).....	BUSHING (S)(4516), CORD	921	1-569-007-11	(AV501:E)...	ADAPTOR CONVERSION 2P
66	*3-720-698-01	SPACER (SMALL), NA		922	*1-635-499-11	PC BOARD, CN (2)	
67	7-682-548-04	SCREW +BVTT 3X8 (S)		F1	Δ 1-532-237-11 (AV501R).....	FUSE, TIME-LAG 3.15A	
68	7-682-548-09	SCREW +BVTT 3X8 (S)			Δ 1-532-748-11 (AV501:US,Canadian)...	FUSE, TIME-LAG 6.3A	
69	4-886-821-11	SCREW, STIGHT, +PTTWH 3X6			Δ 1-532-749-11 (AV601).....	FUSE, GLASS TUBE 8A	
					Δ 1-532-350-00 (AV501:E).....	FUSE, TIME-LAG 4A	
901	*A-4334-560-A (AV601)...	MOUNTED PCB, MICOM		S1	Δ 1-571-515-11 (AV501:E)...	SWITCH, POWER VOLTAGE SELECTION	
	*A-4334-608-A (AV501)...	MOUNTED PCB, MICOM		T1	Δ 1-450-108-11 (AV601).....	TRANSFORMER, POWER	
	*A-4334-609-A (AV501R)...	MOUNTED PCB, MICOM			Δ 1-450-109-11 (AV501:US,Canadian)...	TRANSFORMER, POWER	
902	*A-4334-557-A (AV601).....	MOUNTED PCB, JOINT			Δ 1-450-110-11 (AV501:E).....	TRANSFORMER, POWER	
	*A-4334-601-A (AV501:US).....	MOUNTED PCB, JOINT			Δ 1-450-111-11 (AV501R:AEP,UK).....	TRANSFORMER, POWER	
	*A-4334-602-A (AV501:Canadian)...	MOUNTED PCB, JOINT			Δ 1-450-112-11 (AV501R,WG).....	TRANSFORMER, POWER	
	*A-4334-603-A (AV501R:UK,AEP).....	MOUNTED PCB, JOINT					
	*A-4334-604-A (AV501R:WG).....	MOUNTED PCB, JOINT					
	*A-4334-605-A (AV501:E).....	MOUNTED PCB, JOINT					

SECTION 6 ELECTRICAL PARTS LIST

NOTE:

- Due to standardization, replacements in the parts list may be different from the parts specified in the diagrams or the components used on the set.
- Items marked "★" are not stocked since they are seldom required for routine service. Some delay should be anticipated when ordering these items.
- If there are two or more same circuits in a set such as a stereophonic machine, only typical circuit parts may be indicated and capacitors and resistors in other same circuits may be omitted.

CAPACITORS:

MF: μ F, PF: μ MF.

RESISTORS

- All resistors are in ohms.
- F: nonflammable

COILS

- MMH: mH, UH: μ H

SEMICONDUCTORS

In each case, U: μ , for example:
 UA...: μ A..., UPA...: μ PA...,
 UPC...: μ PC, UPD...: μ PD...

The components identified by mark Δ or dotted line with mark Δ are critical for safety. Replace only with part number specified.

Les composants identifiés par une marque Δ sont critiques pour la sécurité. Ne les remplacer que par une pièce portant le numéro spécifié.

Ref.No.	Part No.	Description	Ref.No.	Part No.	Description
901	*A-4334-560-A	(AV601)...MOUNTED PCB, MICOM	C106	1-130-480-00	MYLAR 0.0056MF 5% 50V
	*A-4334-608-A	(AV501)...MOUNTED PCB, MICOM	C107	1-106-347-00	MYLAR 0.0015MF 5% 50V
	*A-4334-609-A	(AV501R)...MOUNTED PCB, MICOM			
902	*A-4334-557-A	(AV601).....MOUNTED PCB, JOINT	C108	1-124-902-00	(AV601).....ELECT 0.47MF 20% 50V
	*A-4334-601-A	(AV501:US).....MOUNTED PCB, JOINT	C108	1-124-927-11	(EXCEPT AV601)...ELECT 4.7MF 20% 50V
	*A-4334-602-A	(AV501:Canadian)...MOUNTED PCB, JOINT	C109	1-161-494-00	CERAMIC 0.022MF 25V
	*A-4334-603-A	(AV501R:UK,AEP)...MOUNTED PCB, JOINT	C110	1-124-477-11	ELECT 47MF 20% 16V
	*A-4334-604-A	(AV501R:WG).....MOUNTED PCB, JOINT	C111	1-162-286-11	(AV501R:WG)..CERAMIC 220PF 10% 50V
	*A-4334-605-A	(AV501:E).....MOUNTED PCB, JOINT			
903	*A-4334-556-A	(AV601).....MOUNTED PCB, POWER	C112	1-162-286-11	(AV501R:WG)..CERAMIC 220PF 10% 50V
	*A-4334-596-A	(AV501:US).....MOUNTED PCB, POWER	C113	1-162-286-11	(AV501R:WG)..CERAMIC 220PF 10% 50V
	*A-4334-597-A	(AV501:Canadian)...MOUNTED PCB, POWER	C114	1-162-286-11	(AV501R:WG)..CERAMIC 220PF 10% 50V
	*A-4334-598-A	(AV501R:UK,AEP)...MOUNTED PCB, POWER			
	*A-4334-599-A	(AV501R:WG).....MOUNTED PCB, POWER	C115	1-162-286-11	(AV501R:WG)..CERAMIC 220PF 10% 50V
	*A-4334-600-A	(AV501:E).....MOUNTED PCB, POWER	C116	1-162-286-11	(AV501R:WG)..CERAMIC 220PF 10% 50V
			C117	1-162-286-11	(AV501R:WG)..CERAMIC 220PF 10% 50V
904	*A-4334-570-A	(AV601).....MOUNTED PCB, INPUT	C118	1-162-286-11	(AV501R:WG)..CERAMIC 220PF 10% 50V
	*A-4334-616-A	(AV501:US).....MOUNTED PCB, INPUT	C119	1-162-286-11	(AV501R:WG)..CERAMIC 220PF 10% 50V
	*A-4334-617-A	(AV501:Canadian,E/501R:UK,AEP) ...MOUNTED PCB, INPUT	C120	1-162-286-11	(AV501R:WG)..CERAMIC 220PF 10% 50V
	*A-4334-618-A	(AV501R:WG).....MOUNTED PCB, INPUT			
905	1-533-225-11	HOLDER, FUSE	C121	1-162-286-11	(AV501R:WG)..CERAMIC 220PF 10% 50V
			C122	1-162-286-11	(AV501R:WG)..CERAMIC 220PF 10% 50V
			C123	1-124-927-11	(AV601)...ELECT 4.7MF 20% 50V
906	Δ 1-574-804-11	(AV501R:UK).....CORD, POWER	C124	1-162-306-11	CERAMIC 0.01MF 20% 16V
	Δ 1-574-805-11	(AV501R:AEP,WG).....CORD, POWER	C125	1-124-927-11	(AV601)...ELECT 4.7MF 20% 50V
	Δ 1-574-902-11	(AV501:E).....CORD, POWER	C127	1-124-927-11	(AV601)...ELECT 4.7MF 20% 50V
	Δ 1-575-105-11	(AV501:US,Canadian/AV601)..CORD, POWER			
907	1-535-530-11	PLUG, JUMPER	C129	1-124-927-11	(AV601)...ELECT 4.7MF 20% 50V
908	4-870-539-00	PLATE, GROUND	C130	1-124-927-11	(AV601)...ELECT 4.7MF 20% 50V
909	*1-635-498-11	PC BOARD, SUR	C131	1-161-494-00	CERAMIC 0.022MF 25V
910	*1-635-500-11	PC BOARD, CONTROL			
911	*1-635-501-11	PC BOARD, TONE	C133	1-124-927-11	ELECT 4.7MF 20% 50V
912	*1-635-503-11	PC BOARD, CN (1)	C134	1-124-927-11	ELECT 4.7MF 20% 50V
913	*1-635-504-11	PC BOARD, FUSE	C151	1-162-285-11	(AV501R:WG)..CERAMIC 180PF 10% 50V
914	*1-635-505-11	PC BOARD, VOL			
915	*1-635-506-11	PC BOARD, SP	C152	1-162-283-31	CERAMIC 120PF 10% 50V
916	*1-635-508-11	PC BOARD, FRONT	C153	1-123-875-11	ELECT 10MF 20% 50V
917	*1-635-509-11	PC BOARD, JOINT (A/B)	C154	1-162-284-31	CERAMIC 150PF 10% 50V
918	*1-635-510-11	PC BOARD, JOINT (C)			
919	*1-635-511-11	PC BOARD, VOL IND	C155	1-124-477-11	(EXCEPT AV601)...ELECT 47MF 20% 16V
920	*1-635-770-11	PC BOARD, MICRO SUB	C155	1-124-925-11	(AV601)...ELECT 2.2MF 20% 50V
921	1-569-007-11	(AV501:E)...ADAPTOR CONVERSION 2P			
922	*1-635-499-11	PC BOARD, CN (2)	C156	1-130-480-00	MYLAR 0.0056MF 5% 50V
C1	1-161-744-00	CERAMIC 0.01MF 400V	C157	1-106-347-00	MYLAR 0.0015MF 5% 50V
C101	1-162-285-11	(AV501R:WG)...CERAMIC 180PF 10% 50V			
C102	1-162-283-31	CERAMIC 120PF 10% 50V	C158	1-124-902-00	(AV601).....ELECT 0.47MF 20% 50V
C103	1-123-875-11	ELECT 10MF 20% 50V	C158	1-124-927-11	(EXCEPT AV601)...ELECT 4.7MF 20% 50V
C104	1-162-284-31	CERAMIC 150PF 10% 50V			
C105	1-124-477-11	(EXCEPT AV601)...ELECT 47MF 20% 16V	C159	1-161-494-00	CERAMIC 0.022MF 25V
C105	1-124-925-11	(AV601).....ELECT 2.2MF 20% 50V	C160	1-124-477-11	ELECT 47MF 20% 16V
			C161	1-162-286-11	(AV501R:WG)..CERAMIC 220PF 10% 50V
			C162	1-162-286-11	(AV501R:WG)..CERAMIC 220PF 10% 50V
			C163	1-162-286-11	(AV501R:WG)..CERAMIC 220PF 10% 50V
			C164	1-162-286-11	(AV501R:WG)..CERAMIC 220PF 10% 50V
			C165	1-162-286-11	(AV501R:WG)..CERAMIC 220PF 10% 50V

Ref.No.	Part No.	Description	Ref.No.	Part No.	Description
C166	1-162-286-11	(AV501R:WG)..CERAMIC 220PF 10% 50V	C329	1-124-446-11	(AV501R).....ELECT 47MF 20% 10V
C167	1-162-286-11	(AV501R:WG)..CERAMIC 220PF 10% 50V	C329	1-124-589-11	(EXCEPT AV501R)...ELECT 47MF 20% 10V
C168	1-162-286-11	(AV501R:WG)..CERAMIC 220PF 10% 50V	C330	1-136-742-11	FILM 0.1MF 5% 50V
C169	1-162-286-11	(AV501R:WG)..CERAMIC 220PF 10% 50V	C331	1-136-742-11	FILM 0.1MF 5% 50V
C170	1-162-286-11	(AV501R:WG)..CERAMIC 220PF 10% 50V	C332	1-136-742-11	FILM 0.1MF 5% 50V
C171	1-162-286-11	(AV501R:WG)..CERAMIC 220PF 10% 50V	C333	1-130-480-00	MYLAR 0.0056MF 5% 50V
C172	1-162-286-11	(AV501R:WG)..CERAMIC 220PF 10% 50V	C334	1-162-291-31	CERAMIC 560PF 10% 50V
C173	1-124-927-11	(AV601)...ELECT 4.7MF 20% 50V	C335	1-126-163-11	ELECT 4.7MF 20% 50V
C174	1-162-306-11	CERAMIC 0.01MF 20% 16V	C336	1-136-738-11	FILM 0.01MF 5% 50V
C175	1-124-927-11	(AV601)...ELECT 4.7MF 20% 50V	C337	1-136-840-11	FILM 0.33MF 5% 50V
C177	1-124-927-11	(AV601)...ELECT 4.7MF 20% 50V	C338	1-136-742-11	FILM 0.1MF 5% 50V
C179	1-124-927-11	(AV601)...ELECT 4.7MF 20% 50V	C339	1-126-157-11	ELECT 10MF 20% 16V
C180	1-124-927-11	(AV601)...ELECT 4.7MF 20% 50V	C340	1-136-738-11	FILM 0.01MF 5% 50V
C183	1-124-927-11	ELECT 4.7MF 20% 50V	C341	1-136-834-11	FILM 0.047MF 5% 50V
C184	1-124-927-11	ELECT 4.7MF 20% 50V	C342	1-106-359-00	(AV501R).....MYLAR 0.0047MF 5% 50V
C200	1-124-927-11	ELECT 4.7MF 20% 50V	C342	1-130-479-00	(AV501/AV601)...MYLAR 0.0047MF 5% 50V
C201	1-124-927-11	ELECT 4.7MF 20% 50V	C343	1-162-290-31	CERAMIC 470PF 10% 50V
C202	1-124-927-11	ELECT 4.7MF 20% 50V	C345	1-162-211-31	CERAMIC 33PF 5% 50V
C203	1-124-471-00	ELECT 1000MF 20% 6.3V	C346	1-126-163-11	ELECT 4.7MF 20% 50V
C204	1-124-471-00	ELECT 1000MF 20% 6.3V	C347	1-130-480-00	MYLAR 0.0056MF 5% 50V
C205	1-124-471-00	ELECT 1000MF 20% 6.3V	C348	1-136-158-00	FILM 0.027MF 5% 50V
C206	1-123-875-11	ELECT 10MF 20% 50V	C349	1-124-589-11	(EXCEPT AV501R)...ELECT 47MF 20% 10V
C207	1-161-494-00	CERAMIC 0.022MF 25V	C350	1-124-589-11	(EXCEPT AV501R)...ELECT 47MF 20% 10V
C208	1-124-927-11	ELECT 4.7MF 20% 50V	C351	1-124-446-11	(AV501R).....ELECT 47MF 20% 10V
C209	1-124-443-00	ELECT 100MF 20% 6.3V	C351	1-124-589-11	(EXCEPT AV501R)...ELECT 47MF 20% 10V
C300	1-124-927-11	ELECT 4.7MF 20% 50V	C352	1-124-446-11	(AV501R).....ELECT 47MF 20% 10V
C301	1-124-927-11	ELECT 4.7MF 20% 50V	C352	1-124-589-11	(EXCEPT AV501R)...ELECT 47MF 20% 10V
C302	1-124-927-11	ELECT 4.7MF 20% 50V	C354	1-126-163-11	ELECT 4.7MF 20% 50V
C303	1-124-927-11	ELECT 4.7MF 20% 50V	C355	1-126-163-11	ELECT 4.7MF 20% 50V
C304	1-124-927-11	ELECT 4.7MF 20% 50V	C356	1-124-446-11	(AV501R).....ELECT 47MF 20% 10V
C305	1-124-927-11	ELECT 4.7MF 20% 50V	C356	1-124-589-11	(EXCEPT AV501R)...ELECT 47MF 20% 10V
C307	1-124-927-11	ELECT 4.7MF 20% 50V	C357	1-124-446-11	(AV501R).....ELECT 47MF 20% 10V
C308	1-124-477-11	ELECT 47MF 20% 16V	C357	1-124-589-11	(EXCEPT AV501R)...ELECT 47MF 20% 10V
C309	1-124-477-11	ELECT 47MF 20% 16V	C358	1-162-282-31	CERAMIC 100PF 10% 50V
C310	1-162-211-31	CERAMIC 33PF 5% 50V	C359	1-162-282-31	CERAMIC 100PF 10% 50V
C311	1-162-211-31	CERAMIC 33PF 5% 50V	C360	1-126-163-11	ELECT 4.7MF 20% 50V
C312	1-124-927-11	ELECT 4.7MF 20% 50V	C361	1-126-163-11	ELECT 4.7MF 20% 50V
C313	1-124-927-11	ELECT 4.7MF 20% 50V	C362	1-126-163-11	ELECT 4.7MF 20% 50V
C314	1-124-791-11	(AV501:E/AV601)..ELECT 1MF 20% 50V	C363	1-126-163-11	ELECT 4.7MF 20% 50V
C314	1-124-902-11	(AV501:US,Canadian/AV501R) ...ELECT 0.47MF 20% 50V	C368	1-161-375-00	CERAMIC 0.0022MF 20% 16V
C315	1-124-791-11	(AV501:E/AV601)..ELECT 1MF 20% 50V	C371	1-124-927-11	ELECT 4.7MF 20% 50V
C315	1-124-902-11	(AV501:US,Canadian/AV501R) ...ELECT 0.47MF 20% 50V	C372	1-124-927-11	ELECT 4.7MF 20% 50V
C316	1-124-791-11	(AV501/AV601)...ELECT 1MF 20% 50V	C400	1-130-474-00	MYLAR 0.0018MF 5% 50V
C317	1-124-791-11	(AV501/AV601)...ELECT 1MF 20% 50V	C401	1-106-363-00	MYLAR 0.0068MF 5% 50V
C318	1-124-791-11	(AV501/AV601)...ELECT 1MF 20% 50V	C402	1-106-359-00	MYLAR 0.0047MF 5% 50V
C319	1-162-282-31	CERAMIC 100PF 10% 50V	C403	1-130-489-00	MYLAR 0.033MF 5% 50V
C320	1-162-282-31	CERAMIC 100PF 10% 50V	C404	1-162-306-11	CERAMIC 0.01MF 20% 16V
C321	1-126-163-11	ELECT 4.7MF 20% 50V	C405	1-162-306-11	CERAMIC 0.01MF 20% 16V
C322	1-106-353-00	(AV501R).....MYLAR 0.0027MF 5% 50V	C406	1-124-925-11	ELECT 2.2MF 20% 50V
C322	1-130-476-00	(AV501/AV601)...MYLAR 0.0027MF 5% 50V	C407	1-124-925-11	ELECT 2.2MF 20% 50V
C323	1-106-343-00	(AV501R).....MYLAR 0.001MF 5% 50V	C410	1-124-927-11	ELECT 4.7MF 20% 50V
C323	1-130-471-00	(AV501/AV601)...MYLAR 0.001MF 5% 50V	C411	1-124-927-11	ELECT 4.7MF 20% 50V
C324	1-136-742-11	FILM 0.1MF 5% 50V	C450	1-130-474-00	MYLAR 0.0018MF 5% 50V
C325	1-126-177-11	ELECT 100MF 20% 6.3V			
C326	1-126-157-11	ELECT 10MF 20% 16V			
C327	1-136-742-11	FILM 0.1MF 5% 50V			
C328	1-136-742-11	FILM 0.1MF 5% 50V			

Ref.No.	Part No.	Description			
C451	1-106-363-00	MYLAR	0.0068MF	5%	50V
C452	1-106-359-00	MYLAR	0.0047MF	5%	50V
C453	1-136-159-00	FILM	0.033MF	5%	50V
C460	1-124-927-11	ELECT	4.7MF	20%	50V
C461	1-124-927-11	ELECT	4.7MF	20%	50V
C500	1-124-927-11	ELECT	4.7MF	20%	50V
C501	1-124-446-11	ELECT	47MF	20%	10V
C502	1-124-446-11	ELECT	47MF	20%	10V
C503	1-162-292-31	CERAMIC	680PF	10%	50V
C504	1-162-197-31	CERAMIC	6.8PF	10%	50V
C505	1-124-443-00	ELECT	100MF	20%	10V
C506	1-161-959-00	CERAMIC	22PF	10%	500V
C507	1-124-446-11	ELECT	47MF	20%	10V
C508	1-161-959-00	CERAMIC	22PF	10%	500V
C509	1-130-483-00	MYLAR	0.01MF	5%	50V
C510	1-130-483-00	MYLAR	0.01MF	5%	50V
C511	1-130-489-00	(AV501:US,Canadian/AV601)	...		
		...MYLAR	0.033MF	5%	50V
C511	1-130-493-00	(AV501:E/AV501R)...	MYLAR 0.068MF	5%	50V
C512	1-130-489-00	(AV501:Canadian)...	MYLAR 0.033MF	5%	50V
C512	1-130-493-00	(AV501:E/AV501R)...	MYLAR 0.068MF	5%	50V
C513	1-130-483-00	(AV501R:WG)...	MYLAR 0.01MF	5%	50V
C514	1-130-487-00	(AV501R:WG)...	MYLAR 0.022MF	5%	50V
C515	1-130-483-00	(AV501R:WG)...	MYLAR 0.01MF	5%	50V
C516	1-130-487-00	(AV501R:WG)...	MYLAR 0.022MF	5%	50V
C517	1-130-483-00	(AV501R:WG)...	MYLAR 0.01MF	5%	50V
C518	1-161-494-00	(AV501R:WG)...	CERAMIC 0.022MF		25V
C550	1-124-927-11	ELECT	4.7MF	20%	50V
C551	1-124-446-11	ELECT	47MF	20%	10V
C552	1-124-446-11	ELECT	47MF	20%	10V
C553	1-162-292-31	CERAMIC	680PF	10%	50V
C554	1-162-197-31	CERAMIC	6.8PF	10%	50V
C555	1-124-443-00	ELECT	100MF	20%	10V
C556	1-161-959-00	CERAMIC	22PF	10%	500V
C557	1-124-446-11	ELECT	47MF	20%	10V
C558	1-161-959-00	CERAMIC	22PF	10%	500V
C559	1-130-483-00	MYLAR	0.01MF	5%	50V
C560	1-130-483-00	MYLAR	0.01MF	5%	50V
C561	1-130-493-00	(AV501:E/AV501R)...	MYLAR 0.068MF	5%	50V
C561	1-130-489-00	(AV501:US,Canadian/AV601)	...		
		...MYLAR	0.033MF	5%	50V
C562	1-130-489-00	(AV501:Canadian)...	MYLAR 0.033MF	5%	50V
C562	1-130-493-00	(AV501:E/AV501R)...	MYLAR 0.068MF	5%	50V
C563	1-130-483-00	MYLAR	0.01MF	5%	50V
C564	1-130-487-00	MYLAR	0.022MF	5%	50V
C565	1-130-483-00	MYLAR	0.01MF	5%	50V
C566	1-130-487-00	(AV501R:WG)...	MYLAR 0.022MF	5%	50V
C600	1-130-495-00	MYLAR	0.1MF	5%	50V
C601	1-130-489-00	(AV501:US/AV601)...	MYLAR 0.033MF	5%	50V
C601	1-130-493-00	(AV501:E,Canadian/AV501R)	...		
		...MYLAR	0.068MF	5%	50V
C602	1-130-493-00	(AV501:E,Canadian/AV501R)	...		
		...MYLAR	0.068MF	5%	50V
C610	1-124-927-11	ELECT	4.7MF	20%	50V
C611	1-124-910-11	ELECT	47MF	20%	50V

Ref.No.	Part No.	Description			
C612	1-123-875-11	ELECT	10MF	20%	50V
C620	1-124-927-11	(AV601)...	ELECT 4.7MF	20%	50V
C621	1-124-910-11	(AV601)...	ELECT 47MF	20%	50V
C650	1-130-495-00	(AV601)...	MYLAR 0.1MF	5%	50V
C651	1-130-489-00	(AV601)...	MYLAR 0.033MF	5%	50V
C662	1-123-875-11	(AV601)...	ELECT 10MF	20%	50V
C700	1-161-494-00	CERAMIC	0.022MF		25V
C701	1-124-477-11	ELECT	47MF	20%	16V
C702	1-124-443-00	ELECT	100MF	20%	6.3V
C703	1-161-494-00	CERAMIC	0.022MF		25V
C704	1-123-875-11	ELECT	10MF	20%	50V
C705	1-124-477-11	ELECT	47MF	20%	16V
C800	1-136-742-11	FILM	0.1MF	5%	50V
C801	1-126-177-11	ELECT	100MF	20%	6.3V
C802	1-161-494-00	CERAMIC	0.022MF		25V
C803	1-124-902-00	(AV501:E/AV601/AV501R:UK, AEP)	...		
		...ELECT	0.47MF	20%	50V
C804	1-125-444-11	DOUBLE LAYERS	0.1F		5.5V
C805	1-136-742-11	FILM	0.1MF	5%	50V
C807	1-162-294-31	CERAMIC	0.001MF	10%	50V
C808	1-162-294-31	(AV601)...	CERAMIC 0.001MF	10%	50V
C810	1-124-902-00	(AV501:E/AV601/AV501R)	...		
		...ELECT	0.47MF	20%	50V
C811	1-123-875-11	ELECT	10MF	20%	50V
C898	1-124-477-11	(AV601)...	ELECT 47MF	20%	16V
C899	1-124-477-11	(AV601)...	ELECT 47MF	20%	16V
C900	1-106-375-12	MYLAR	0.022MF	5%	100V
C901	1-106-375-12	MYLAR	0.022MF	5%	100V
C902	1-125-430-11	(AV501:E/AV601)	...		
		...ELECT(BLOCK)	15000MF	20%	71V
C902	1-125-479-11	(AV501R:AEP,UK)	...		
		...ELECT(BLOCK)	10000MF	20%	63V
C902	1-125-573-11	(AV501:US,Canadian/AV501R:WG)	...		
		...ELECT(BLOCK)	12000MF	20%	71V
C903	1-125-430-11	(AV501:E/AV601)	...		
		...ELECT(BLOCK)	15000MF	20%	71V
C903	1-125-479-11	(AV501R:AEP,UK)	...		
		...ELECT(BLOCK)	10000MF	20%	63V
C903	1-125-573-11	(AV501:US,Canadian/AV501R:WG)	...		
		...ELECT(BLOCK)	12000MF	20%	71V
C904	1-106-375-12	MYLAR	0.022MF	5%	100V
C905	1-106-375-12	MYLAR	0.022MF	5%	100V
C906	1-130-487-00	MYLAR	0.022MF	5%	50V
C907	1-124-026-00	ELECT	3300MF	20%	35V
C908	1-124-026-00	ELECT	3300MF	20%	35V
C909	1-130-487-00	MYLAR	0.022MF	5%	50V
C910	1-124-557-11	ELECT	1000MF	20%	25V
C911	1-124-477-11	ELECT	47MF	20%	16V
C912	1-124-791-11	ELECT	1MF	20%	50V
C913	1-123-875-11	ELECT	10MF	20%	50V
C914	1-124-464-11	ELECT	0.22MF	20%	50V
C916	1-124-557-11	ELECT	1000MF	20%	25V
C917	1-124-557-11	ELECT	1000MF	20%	25V
C918	1-124-443-00	ELECT	100MF	20%	10V
C919	1-124-443-00	ELECT	100MF	20%	10V
C920	1-124-443-00	ELECT	100MF	20%	10V
C921	1-124-443-00	ELECT	100MF	20%	10V
C922	1-106-375-12	MYLAR	0.022MF	5%	100V
C923	1-106-375-12	MYLAR	0.022MF	5%	100V
C924	1-130-487-00	MYLAR	0.022MF	5%	50V
C925	1-130-487-00	MYLAR	0.022MF	5%	50V

Ref.No.	Part No.	Description
C926	1-124-925-11	ELECT 2.2MF 20% 50V
C950	1-124-667-11	ELECT 10MF 20% 100V
C951	1-124-667-11	(EXCEPT AV501R:WG) ...ELECT 10MF 20% 100V
C952	1-101-924-11	(AV501R:WG)..ELECT 0.022MF 25V
C953	1-101-924-11	(AV501R:WG)..ELECT 0.022MF 25V
C996	1-123-875-11	ELECT 10MF 20% 50V
C997	1-126-157-11	ELECT 10MF 20% 16V
C998	1-136-742-11	FILM 0.1MF 5% 50V
CN1	*1-564-321-00	PIN, CONNECTOR 2P
CN2	*1-564-321-00	(AV501/AV601)...PIN, CONNECTOR 2P
CN2	*1-564-687-11	(AV501:E).....PIN, CONNECTOR 3P
CN2	*1-568-106-11	(AV501R).....PIN, CONNECTOR 4P
CN3	*1-564-104-00	(AV501:E).....PIN, CONNECTOR 3P
CN4	*1-564-321-00	(AV501:E).....PIN, CONNECTOR 2P
CN5	*1-564-320-00	(AV501:E).....PIN, CONNECTOR 2P
CN7	*1-564-321-00	PIN, CONNECTOR 2P
CN101	1-568-319-11	SOCKET, CONNECTOR 8P
CN102	1-568-319-11	SOCKET, CONNECTOR 8P
CN103	1-568-321-11	SOCKET, CONNECTOR 10P
CN104	1-568-321-11	SOCKET, CONNECTOR 10P
CN105	1-569-402-11	PLUG, CONNECTOR 6P
CN109	1-566-213-11	PIN, CONNECTOR 4P (CONTROL S)
CN110	*1-564-358-00	(AV501:US)...PIN, CONNECTOR 3P (SYSTEM CONTROL)
CN111	1-569-401-11	PLUG, CONNECTOR 8P
CN112	1-569-401-11	PLUG, CONNECTOR 8P
CN113	1-569-400-11	PLUG, CONNECTOR 10P
CN114	1-569-400-11	PLUG, CONNECTOR 10P
CN206	*1-565-345-11	PIN, CONNECTOR (PC BOARD) 14P
CN207	*1-565-345-11	PIN, CONNECTOR (PC BOARD) 14P
CN208	*1-565-345-11	PIN, CONNECTOR (PC BOARD) 14P
CN301	1-568-321-11	SOCKET, CONNECTOR 10P
CN302	1-568-321-11	SOCKET, CONNECTOR 10P
CN303	1-568-321-11	SOCKET, CONNECTOR 10P
CN304	1-568-317-11	SOCKET, CONNECTOR 6P
CN305	*1-565-441-11	SOCKET, CONNECTOR (PCB) 12P
CN306A	*1-565-348-11	SOCKET, CONNECTOR(PC BOARD)14P
CN306	1-568-317-11	SOCKET, CONNECTOR 6P
CN307	*1-565-348-11	SOCKET, CONNECTOR(PC BOARD)14P
CN308	*1-565-348-11	SOCKET, CONNECTOR(PC BOARD)14P
CN400	*1-568-318-11	PLUG, CONNECTOR 6P
CN401	*1-563-381-11	SOCKET, CONNECTOR 11P
CN402	1-560-667-00	PIN, CONNECTOR 11P
CN403	*1-565-440-11	PIN, CONNECTOR (PCB) 12P
CN407	*1-564-505-11	PLUG, CONNECTOR 2P
CN500	1-506-906-11	PIN, CONNECTOR 5P
CN501	1-568-321-11	SOCKET, CONNECTOR 10P
CN502	1-568-321-11	SOCKET, CONNECTOR 10P
CN503	1-568-321-11	SOCKET, CONNECTOR 10P
CN504	1-568-317-11	SOCKET, CONNECTOR 6P
CN505	1-568-317-11	SOCKET, CONNECTOR 6P
CN506	1-569-968-11	PLUG (WITH CONNECTOR)(L) 11P
CN508	1-569-400-11	PLUG, CONNECTOR 10P
CN509	1-569-400-11	PLUG, CONNECTOR 10P
CN510	1-569-400-11	PLUG, CONNECTOR 10P
CN511	1-569-402-11	PLUG, CONNECTOR 6P
CN512	1-569-402-11	PLUG, CONNECTOR 6P

Ref.No.	Part No.	Description
CN513	*1-508-980-11	PIN, CONNECTOR
CN516	1-569-400-11	PLUG, CONNECTOR 10P
CN517	1-569-400-11	PLUG, CONNECTOR 10P
CN518	1-569-400-11	PLUG, CONNECTOR 10P
CN519	1-569-402-11	PLUG, CONNECTOR 6P
CN520	1-561-115-00	SOCKET, CONNECTOR 6P
CN523	1-568-321-11	SOCKET, CONNECTOR 10P
CN524	1-568-321-11	SOCKET, CONNECTOR 10P
CN525	1-568-317-11	SOCKET, CONNECTOR 6P
CN526	*1-568-544-11	PIN, CONNECTOR (PC BOARD) 3P
CN527	1-568-545-11	SOCKET, CONNECTOR (PC BOARD)3P
CN528	*1-560-667-00	PIN, CONNECTOR 11P
CN601	*1-563-381-11	SOCKET, CONNECTOR 11P
CN800	*1-568-322-11	PLUG, CONNECTOR 10P
CN801	*1-568-322-11	PLUG, CONNECTOR 10P
CN802	*1-564-666-11	PIN, CONNECTOR 10P
CN803	*1-564-666-11	PIN, CONNECTOR 10P
CN903	*1-564-497-11	PIN, CONNECTOR 4P
CNJ1	△.1-526-751-00	(AV501R:UK).....OUTLET, AC
CNJ1	△.1-526-794-11	(AV501R:AEP,WG)...OUTLET, AC
CNJ1	△.1-540-043-11	(AV501:J).....OUTLET, AC
CNJ1	△.1-540-062-11	(AV501:US,Canadian/AV601) ...OUTLET, AC (POLAR)
CP801	1-233-218-11	COMPOSITION CIRCUIT BLOCK
CP802	1-233-218-11	COMPOSITION CIRCUIT BLOCK
CP803	1-233-218-11	COMPOSITION CIRCUIT BLOCK
CP804	1-233-218-11	COMPOSITION CIRCUIT BLOCK
CP805	1-233-218-11	COMPOSITION CIRCUIT BLOCK
CP806	1-233-218-11	COMPOSITION CIRCUIT BLOCK
CP807	1-233-218-11	COMPOSITION CIRCUIT BLOCK
CP808	1-233-218-11	COMPOSITION CIRCUIT BLOCK
CP809	1-233-218-11	COMPOSITION CIRCUIT BLOCK
D300	8-719-912-20	(AV501/AV601)...DIODE 1SS120
D301	8-719-912-20	DIODE 1SS120
D400	8-719-303-00	DIODE SEL2510C
D500	8-719-933-36	DIODE HZS6B1L
D501	8-719-933-36	DIODE HZS6B1L
D502	8-719-912-20	DIODE 1SS120
D503	8-719-815-85	DIODE 1S1585
D504	8-719-815-85	DIODE 1S1585
D550	8-719-933-36	DIODE HZS6B1L
D551	8-719-933-36	DIODE HZS6B1L
D552	8-719-912-20	DIODE 1SS120
D553	8-719-815-85	DIODE 1S1585
D554	8-719-815-85	DIODE 1S1585
D600	8-719-912-20	DIODE 1SS120
D601	8-719-912-20	DIODE 1SS120
D650	8-719-912-20	(AV601)...DIODE 1SS120
D651	8-719-912-20	(AV601)...DIODE 1SS120
D700	8-719-912-20	DIODE 1SS120
D701	8-719-912-20	DIODE 1SS120
D702	8-719-912-20	DIODE 1SS120
D703	8-719-912-20	DIODE 1SS120
D704	8-719-912-20	DIODE 1SS120
D705	8-719-912-20	DIODE 1SS120
D706	8-719-912-20	(AV601)...DIODE 1SS120

Note:
The components identified by mark △ or dotted line with mark △ are critical for safety. Replace only with part number specified.

Note:
Les composants identifiés par une marque △ sont critiques pour la sécurité. Ne les remplacer que par une pièce portant le numéro spécifié.

Ref.No.	Part No.	Description
D801	8-719-311-61	DIODE SEL2810D-D(VIDEO 1 VISUAL SOURCE)
D802	8-719-311-61	DIODE SEL2810D-D(VIDEO 2 VISUAL SOURCE)
D803	8-719-311-61	DIODE SEL2810D-D(VIDEO 3 VISUAL SOURCE)
D804	8-719-312-61	DIODE SEL2810D-D(VIDEO 4 VISUAL SOURCE)
D805	8-719-304-77	DIODE SEL2210R-C(VIDEO 1 AUDIO SOURCE)
D806	8-719-304-77	DIODE SEL2210R-C(VIDEO 2 AUDIO SOURCE)
D807	8-719-304-77	DIODE SEL2210R-C(VIDEO 3 AUDIO SOURCE)
D808	8-719-304-77	DIODE SEL2210R-C(VIDEO 4 AUDIO SOURCE)
D809	8-719-304-77	DIODE SEL2210R-C (TAPE/DAT)
D810	8-719-304-77	DIODE SEL2210R-C (CD)
D811	8-719-304-77	DIODE SEL2210R-C (TUNER)
D812	8-719-304-77	DIODE SEL2210R-C (PHONO)
D813	8-719-311-60	(AV601)...DIODE SEL2810D-C (DRLC)
D814	8-719-313-06	DIODE SEL1810D-C (SIMULATED)
D815	8-719-313-06	DIODE SEL1810D-C (HALL)
D816	8-719-313-06	DIODE SEL1810D-C (DOLBY)
D817	8-719-311-60	(AV601)...DIODE SEL2810D-C (DRLC)
D818	8-719-313-06	DIODE SEL1810D-C (DBFB)
D819	8-719-311-61	DIODE SEL2810D-D (15ms)
D820	8-719-311-61	DIODE SEL2810D-D (20ms)
D821	8-719-311-61	DIODE SEL2810D-D (30ms)
D822	8-719-311-61	DIODE SEL2810D-D (SURROUND LEVEL)
D823	8-719-311-61	DIODE SEL2810D-D (SURROUND LEVEL)
D824	8-719-311-61	DIODE SEL2810D-D (SURROUND LEVEL)
D825	8-719-311-61	DIODE SEL2810D-D (SURROUND LEVEL)
D826	8-719-311-61	DIODE SEL2810D-D (SURROUND LEVEL)
D827	8-719-304-77	(AV501:E/AV501R)...DIODE SEL2210R-C
D828	8-719-912-20	DIODE 1SS120
D829	8-719-912-20	DIODE 1SS120
D830	8-719-912-20	DIODE 1SS120
D831	8-719-912-20	DIODE 1SS120
D832	8-719-912-20	(AV601)...DIODE 1SS120
D833	8-719-912-20	DIODE 1SS120
D835	8-719-912-20	(AV501/AV501R)...DIODE 1SS120
D836	8-719-912-20	(AV601)...DIODE 1SS120
D837	8-719-912-20	(AV601)...DIODE 1SS120
D838	8-719-912-20	(AV601)...DIODE 1SS120
D839	8-719-912-20	(AV601)...DIODE 1SS120
D840	8-719-912-20	(AV601)...DIODE 1SS120
D850	8-719-912-20	(AV601)...DIODE 1SS120
D856	8-719-912-20	(AV501/AV501R)...DIODE 1SS120
D900	8-719-200-80	DIODE D300
D901	8-719-200-80	DIODE D300
D902	8-719-312-09	DIODE RBA-402
D903	8-719-511-40	DIODE S1VB40
D904	8-719-511-40	DIODE S1VB40
D905	8-719-200-82	DIODE 11ES2
D906	8-719-933-41	DIODE HZS6C3L
D907	8-719-933-41	DIODE HZS6C3L
D908	8-719-914-11	DIODE HZ4ALL
D909	8-719-912-20	DIODE 1SS120
D910	8-719-912-20	DIODE 1SS120
D911	8-719-200-82	DIODE 11ES2
D997	8-719-912-20	(AV601)...DIODE 1SS120
D998	8-719-912-20	(AV601)...DIODE 1SS120
D999	8-719-912-20	(AV601)...DIODE 1SS120

Ref.No.	Part No.	Description
F1	△.1-532-237-11	(AV501R)...FUSE, TIME-LAG 3.15A
F1	△.1-532-748-11	(AV501:US,Canadian) ...FUSE, TIME-LAG 6.3A
F1	△.1-532-749-11	(AV601)...FUSE, GLASS TUBE 8A
F1	△.1-532-350-00	(AV501:E)...FUSE, TIME-LAG 4A
F2	△.1-532-286-11	(AV501R)...FUSE, TIME-LAG 2.5A
F2	△.1-532-350-00	(AV501:E)...FUSE, TIME-LAG 4A
F900	△.1-532-237-11	(AV501:E/AV501R)...FUSE, TIME-LAG 3.15A
F900	△.1-532-745-11	(AV501:US,Canadian/AV601) ...FUSE, GLASS TUBE 3.15A
F901	△.1-532-237-11	(AV501:E/AV501R)...FUSE, TIME-LAG 3.15A
F901	△.1-532-745-11	(AV501:US,Canadian/AV601) ...FUSE, GLASS TUBE 3.15A
IC100	8-759-634-50	IC M5218AL
IC101	8-759-634-50	(AV601)...IC M5218AL
IC102	8-759-634-50	(AV601)...IC M5218AL
IC103	8-759-634-50	(AV601)...IC M5218AL
IC104	8-759-000-49	IC MC14066BCP
IC105	8-759-634-50	(AV601)...IC M5218AL
IC106	8-759-805-14	IC LC7822
IC107	8-759-208-08	(AV601)...IC MC4052BPBP
IC108	8-759-634-50	IC M5218AL
IC154	8-759-000-49	IC MC14066BCP
IC200	8-759-991-77	IC BA7625
IC300	8-759-634-50	IC M5218AL
IC301	8-759-634-50	IC M5218AL
IC302	8-759-634-50	IC M5218AL
IC303	8-759-000-49	IC MC14066BCP
IC304	8-759-633-83	IC M50198P
IC305	8-759-929-37	IC NE646N
IC306	8-759-634-50	IC M5218AL
IC307	8-759-000-49	IC MC14066BCP
IC308	8-759-204-30	IC TC9176P
IC309	8-759-634-50	IC M5218AL
IC310	8-759-000-49	IC MC14066BCP
IC311	8-759-634-51	IC M5218AP
IC400	8-759-820-62	IC LB1639
IC401	8-759-634-50	IC M5218AL
IC600	8-749-920-76	IC SI-18752
IC601	8-749-920-76	(AV601)...IC SI-18752
IC700	8-759-111-68	IC UPC1237HA
IC801	8-749-920-83	IC GP1U52XB
IC802	8-759-633-84	IC M66311P
IC803	8-759-633-84	IC M66311P
IC804	8-759-150-73	IC UPD75106GF
IC900	8-759-982-10	IC MC7809FA
IC901	8-759-604-49	IC M5F7909L
IC902	8-759-604-29	(AV501:E/AV501R)...IC M5F7805L
IC902	8-759-982-05	(AV501:US,Canadian/AV601)...IC RC7805FA
IC903	8-759-604-29	(AV501:E/AV501R)...IC M5F7805L
IC903	8-759-982-05	(AV501:US,Canadian/AV601)...IC RC7805FA
J100	*1-569-812-11	JACK, PIN 6P (CD,TUNER,PHONO)
J101	1-565-303-11	JACK, PIN 6P (VIDEO 3 CDV,TAPE/DAT)
J102	1-565-304-11	JACK, PIN 4P (VIDEO 2 AUDIO)
J103	1-565-304-11	JACK, PIN 4P (VIDEO 1 AUDIO)

Note:
The components identified by mark △ or dotted line with mark △ are critical for safety. Replace only with part number specified.

Note:
Les composants identifiés par une marque △ sont critiques pour la sécurité. Ne les remplacer que par une pièce portant le numéro spécifié.

Ref.No.	Part No.	Description	Ref.No.	Part No.	Description
J104	1-566-819-31	(AV601)...JACK 1P (DRLC)	Q567	8-729-321-24	(AV501:E/AV601)..TRANSISTOR 2SA1672-0Y
J105	1-507-909-21	JACK, PIN 4P (GRAPHIC EQ)	Q568	8-729-140-84	TRANSISTOR 2SA1841-PAFAEA
J106	1-563-136-31	JACK, PIN 3P (VIDEO 4)	Q600	8-729-140-84	TRANSISTOR 2SA1841-PAFAEA
J200	1-565-933-11	JACK, PIN 3P (VIDEO 2/VIDEO 3)	Q610	8-729-141-26	TRANSISTOR 2SC3622A-LK
J201	1-565-933-11	JACK, PIN 3P (VIDEO 1/MONITOR)	Q620	8-729-141-26	(AV601)...TRANSISTOR 2SC3622A-LK
J500	1-507-796-71	JACK (HEADPHONES)	Q650	8-729-140-84	(AV601)...TRANSISTOR 2SA1841-PAFAEA
L200	1-408-080-00	INDUCTOR 100UH	Q700	8-729-900-63	TRANSISTOR DTA124ES
L300	1-408-080-00	INDUCTOR 100UH	Q701	8-729-119-76	TRANSISTOR 2SA1175-HFE
L500	*1-420-872-00	COIL, AIR CORE 1.9UH	Q702	8-729-119-76	TRANSISTOR 2SA1175-HFE
L550	*1-420-872-00	COIL, AIR CORE 1.9UH	Q703	8-729-620-05	TRANSISTOR 2SC2603-EF
L600	*1-420-872-00	COIL, AIR CORE 1.9UH	Q704	8-729-620-05	TRANSISTOR 2SC2603-EF
L650	*1-420-872-00	(AV601)...COIL, AIR CORE 1.9UH	Q705	8-729-620-05	(AV601)...TRANSISTOR 2SC2603-EF
Q200	8-729-141-03	TRANSISTOR 2SA733-QP	Q801	8-729-900-63	(AV501:E/AV501R)...TRANSISTOR DTC124ES
Q201	8-729-141-03	TRANSISTOR 2SA733-QP	Q802	8-729-900-63	TRANSISTOR DTA124ES
Q202	8-729-141-03	TRANSISTOR 2SA733-QP	Q803	8-729-900-36	TRANSISTOR DTC124ES
Q203	8-729-900-63	TRANSISTOR DTA124ES	Q804	8-729-620-05	TRANSISTOR 2SC2603-EF
Q204	8-729-620-05	TRANSISTOR 2SC2603-EF	Q806	8-729-620-05	TRANSISTOR 2SC2603-EF
Q300	8-729-224-61	(AV501/AV601)...TRANSISTOR 2SK246YGR	Q807	8-729-620-05	(AV601)...TRANSISTOR 2SC2603-EF
Q301	8-729-224-61	(AV501/AV601)...TRANSISTOR 2SK246YGR	Q808	8-729-119-76	(AV601)...TRANSISTOR 2SA1175-HFE
Q302	8-729-620-05	(AV501/AV601)...TRANSISTOR 2SC2603-EF	Q809	8-729-900-63	TRANSISTOR DTA124ES
Q303	8-729-620-05	(AV501/AV601)...TRANSISTOR 2SC2603-EF	Q810	8-729-900-63	TRANSISTOR DTA124ES
Q514	8-729-321-21	TRANSISTOR 2SC4387-0Y	Q811	8-729-900-63	TRANSISTOR DTA124ES
Q515	8-729-321-24	TRANSISTOR 2SA1672-0Y	Q814	8-729-900-63	(AV501:US)...TRANSISTOR DTA124ES
Q516	8-729-321-21	(AV501:E/AV601)...TRANSISTOR 2SC4387-0Y	Q815	8-729-900-63	TRANSISTOR DTA124ES
Q517	8-729-321-24	(AV501:E/AV601)...TRANSISTOR 2SA1672-0Y	Q816	8-729-900-63	TRANSISTOR DTA124ES
Q500	8-729-141-26	TRANSISTOR 2SC3622A-LK	Q817	8-729-900-63	TRANSISTOR DTA124ES
Q501	8-729-108-14	TRANSISTOR 2SA988F	Q818	8-729-900-63	TRANSISTOR DTA124ES
Q502	8-729-620-18	TRANSISTOR 2SA979-FG	Q819	8-729-900-36	(AV501/AV601)...TRANSISTOR DTC124ES
Q503	8-729-108-41	TRANSISTOR 2SA988F	Q820	8-729-900-63	(AV501/AV601)...TRANSISTOR DTA124ES
Q504	8-729-108-14	TRANSISTOR 2SA988F	Q821	8-729-900-36	TRANSISTOR DTC124ES
Q505	8-729-620-05	TRANSISTOR 2SC2603-EF	Q822	8-729-900-63	TRANSISTOR DTA124ES
Q506	8-729-620-05	TRANSISTOR 2SC2603-EF	Q823	8-729-900-36	(AV601)...TRANSISTOR DTC124ES
Q507	8-729-104-91	TRANSISTOR 2SA1383	Q824	8-729-900-63	(AV601)...TRANSISTOR DTA124ES
Q508	8-729-209-15	TRANSISTOR 2SD2012	Q825	8-729-900-63	TRANSISTOR DTA124ES
Q509	8-729-141-07	TRANSISTOR 2SC3514	Q826	8-729-900-63	TRANSISTOR DTA124ES
Q510	8-729-620-05	TRANSISTOR 2SC2603-EF	Q827	8-729-900-63	(AV601)...TRANSISTOR DTA124ES
Q511	8-729-119-76	TRANSISTOR 2SA1175-HFE	Q901	8-729-620-05	TRANSISTOR 2SC2603-EF
Q512	8-729-141-58	TRANSISTOR 2SC2275A-QP	Q902	8-729-209-15	TRANSISTOR 2SD2012
Q513	8-729-141-10	TRANSISTOR 2SA985A-QP	Q903	8-729-119-76	TRANSISTOR 2SA1175-HFE
Q518	8-729-140-84	TRANSISTOR 2SA1841-PAFAEA	Q904	8-729-620-05	TRANSISTOR 2SC2603-EF
Q550	8-729-141-26	(AV501:Canadian/AV601) ...TRANSISTOR 2SC3622A-LK	Q905	8-729-119-76	TRANSISTOR 2SA1175-HFE
Q551	8-729-108-14	TRANSISTOR 2SA988F	Q906	8-729-620-05	TRANSISTOR 2SC2603-EF
Q552	8-729-620-18	TRANSISTOR 2SA979-FG	Q998	8-729-620-05	(AV601)...TRANSISTOR 2SC2603-EF
Q553	8-729-108-14	TRANSISTOR 2SA988F	Q999	8-729-620-05	(EXCEPT AV501:US,Canadian) ...TRANSISTOR 2SC2603-EF
Q554	8-729-108-41	TRANSISTOR 2SA988F	R100	1-249-418-11	(AV501R:WG)...CARBON 1.2K 5% 1/4W
Q555	8-729-620-05	TRANSISTOR 2SC2603-EF	R102	1-249-411-11	CARBON 330 5% 1/4W
Q556	8-729-620-05	TRANSISTOR 2SC2603-EF	R103	1-249-437-11	CARBON 47K 5% 1/4W
Q557	8-729-104-91	TRANSISTOR 2SA1383	R104	1-249-416-11	CARBON 820 5% 1/4W
Q558	8-729-209-15	TRANSISTOR 2SD2012	R105	1-247-897-11	CARBON 560K 5% 1/4W
Q559	8-729-104-18	TRANSISTOR 2SC3514	R106	1-249-437-11	CARBON 47K 5% 1/4W
Q560	8-729-620-05	TRANSISTOR 2SC2603-EF	R107	1-249-441-11	CARBON 100K 5% 1/4W
Q561	8-729-119-76	TRANSISTOR 2SA1175-HFE	R108	1-249-409-11	CARBON 220 5% 1/4W
Q562	8-729-141-58	TRANSISTOR 2SC2275A-QP	R109	1-249-418-11	CARBON 1.2K 5% 1/4W
Q563	8-729-141-10	TRANSISTOR 2SA985A-QP	R110	1-249-418-11	CARBON 1.2K 5% 1/4W
Q564	8-729-321-21	TRANSISTOR 2SC4387-0Y	R111	1-249-413-11	CARBON 470 5% 1/4W
Q565	8-729-321-24	TRANSISTOR 2SA1672-0Y	R112	1-249-418-11	CARBON 1.2K 5% 1/4W
Q566	8-729-321-21	(AV501:E/AV601)...TRANSISTOR 2SC4387-0Y			

TA-AV501/AV501R/AV601

Ref.No.	Part No.	Description			
R113	1-249-418-11	CARBON	1.2K	5%	1/4W
R114	1-249-413-11	CARBON	470	5%	1/4W
R115	1-249-418-11	CARBON	1.2K	5%	1/4W
R116	1-249-413-11	CARBON	470	5%	1/4W
R117	1-249-418-11	CARBON	1.2K	5%	1/4W
R118	1-249-413-11	CARBON	470	5%	1/4W
R119	1-249-418-11	CARBON	1.2K	5%	1/4W
R120	1-249-437-11	(AV601)...CARBON	47K	5%	1/4W
R121	1-249-437-11	(AV601)...CARBON	47K	5%	1/4W
R122	1-249-437-11	(AV601)...CARBON	47K	5%	1/4W
R123	1-249-437-11	(AV601)...CARBON	47K	5%	1/4W
R124	1-249-429-11	CARBON	10K	5%	1/4W
R125	1-249-437-11	CARBON	47K	5%	1/4W
R126	1-249-418-11	CARBON	1.2K	5%	1/4W
R126A	1-249-421-11	CARBON	2.2K	5%	1/4W
R150	1-249-418-11	(AV501R:WG)...CARBON	1.2K	5%	1/4W
R152	1-249-411-11	CARBON	330	5%	1/4W
R153	1-249-437-11	CARBON	47K	5%	1/4W
R154	1-249-416-11	CARBON	820	5%	1/4W
R155	1-247-897-11	CARBON	560K	5%	1/4W
R156	1-249-437-11	CARBON	47K	5%	1/4W
R157	1-249-441-11	CARBON	100K	5%	1/4W
R158	1-249-409-11	CARBON	220	5%	1/4W
R159	1-249-418-11	CARBON	1.2K	5%	1/4W
R160	1-249-418-11	CARBON	1.2K	5%	1/4W
R161	1-249-413-11	CARBON	470	5%	1/4W
R162	1-249-418-11	CARBON	1.2K	5%	1/4W
R163	1-249-418-11	CARBON	1.2K	5%	1/4W
R164	1-249-413-11	CARBON	470	5%	1/4W
R165	1-249-418-11	CARBON	1.2K	5%	1/4W
R166	1-249-413-11	CARBON	470	5%	1/4W
R167	1-249-418-11	CARBON	1.2K	5%	1/4W
R168	1-249-413-11	CARBON	470	5%	1/4W
R169	1-249-418-11	CARBON	1.2K	5%	1/4W
R170	1-249-437-11	(AV601)...CARBON	47K	5%	1/4W
R171	1-249-437-11	(AV601)...CARBON	47K	5%	1/4W
R172	1-249-437-11	(AV601)...CARBON	47K	5%	1/4W
R173	1-249-437-11	(AV601)...CARBON	47K	5%	1/4W
R175	1-249-437-11	CARBON	47K	5%	1/4W
R176	1-249-418-11	CARBON	1.2K	5%	1/4W
R176A	1-249-421-11	CARBON	2.2K	5%	1/4W
R200	1-247-804-11	CARBON	75	5%	1/4W
R201	1-247-804-11	CARBON	75	5%	1/4W
R202	1-247-804-11	CARBON	75	5%	1/4W
R203	1-249-403-11	CARBON	68	5%	1/4W
R204	1-249-429-11	CARBON	10K	5%	1/4W
R205	1-249-403-11	CARBON	68	5%	1/4W
R206	1-249-429-11	CARBON	10K	5%	1/4W
R207	1-249-403-11	CARBON	68	5%	1/4W
R208	1-249-429-11	CARBON	10K	5%	1/4W
R209	1-249-405-11	CARBON	100	5%	1/4W
R210	1-249-405-11	CARBON	100	5%	1/4W
R211	1-249-405-11	CARBON	100	5%	1/4W
R212	1-249-405-11	CARBON	100	5%	1/4W
R213	1-249-405-11	CARBON	100	5%	1/4W
R214	1-249-417-11	CARBON	1K	5%	1/4W
R215	1-249-435-11	CARBON	33K	5%	1/4W

Ref.No.	Part No.	Description			
R216	1-249-439-11	CARBON	68K	5%	1/4W
R217	1-247-804-11	CARBON	75	5%	1/4W
R300	1-249-417-11	CARBON	1K	5%	1/4W
R301	1-249-417-11	CARBON	1K	5%	1/4W
R302	1-249-438-11	CARBON	56K	5%	1/4W
R303	1-249-438-11	CARBON	56K	5%	1/4W
R304	1-249-429-11	CARBON	10K	5%	1/4W
R305	1-249-429-11	CARBON	10K	5%	1/4W
R307	1-249-429-11	CARBON	10K	5%	1/4W
R308	1-249-429-11	CARBON	10K	5%	1/4W
R309	1-249-429-11	CARBON	10K	5%	1/4W
R310	1-249-429-11	CARBON	10K	5%	1/4W
R311	1-249-429-11	CARBON	10K	5%	1/4W
R312	1-249-429-11	CARBON	10K	5%	1/4W
R314	1-247-887-00	CARBON	220K	5%	1/4W
R315	1-247-887-00	CARBON	220K	5%	1/4W
R316	1-249-425-11	(AV501R).....CARBON	2.2K	5%	1/4W
R316	1-249-436-11	(AV501/AV601)...CARBON	39K	5%	1/4W
R317	1-249-425-11	(AV501R).....CARBON	2.2K	5%	1/4W
R317	1-249-436-11	(AV501/AV601)...CARBON	39K	5%	1/4W
R318	1-249-425-11	CARBON	4.7K	5%	1/4W
R319	1-249-425-11	CARBON	4.7K	5%	1/4W
R320	1-249-421-11	CARBON	2.2K	5%	1/4W
R321	1-249-421-11	CARBON	2.2K	5%	1/4W
R322	1-247-903-00	(AV501/AV601)...CARBON	1M	5%	1/4W
R323	1-247-903-00	(AV501/AV601)...CARBON	1M	5%	1/4W
R324	1-249-405-11	(AV501/AV601)...CARBON	100	5%	1/4W
R325	1-249-405-11	AV501/AV601)...CARBON	100	5%	1/4W
R326	1-249-438-11	(AV501/AV601)...CARBON	56K	5%	1/4W
R327	1-249-438-11	(AV501/AV601)...CARBON	56K	5%	1/4W
R328	1-249-412-11	(AV501/AV601)...CARBON	390	5%	1/4W
R329	1-249-412-11	(AV501/AV601)...CARBON	390	5%	1/4W
R330	1-249-426-11	(AV501/AV601)...CARBON	5.6K	5%	1/4W
R331	1-249-426-11	(AV501/AV601)...CARBON	5.6K	5%	1/4W
R332	1-249-441-11	(AV501/AV601)...CARBON	100K	5%	1/4W
R333	1-249-441-11	(AV501/AV601)...CARBON	100K	5%	1/4W
R334	1-249-441-11	(AV501/AV601)...CARBON	100K	5%	1/4W
R335	1-249-429-11	(AV501/AV601)...CARBON	10K	5%	1/4W
R336	1-249-441-11	(AV501/AV601)...CARBON	100K	5%	1/4W
R337	1-249-437-11	(AV501/AV601)...CARBON	47K	5%	1/4W
R338	1-249-425-11	CARBON	4.7K	5%	1/4W
R339	1-249-425-11	CARBON	4.7K	5%	1/4W
R340	1-249-434-11	CARBON	27K	5%	1/4W
R341	1-249-431-11	CARBON	15K	5%	1/4W
R342	1-247-855-11	CARBON	10K	5%	1/4W
R343	1-247-903-00	CARBON	1M	5%	1/4W
R344	1-249-431-11	CARBON	15K	5%	1/4W
R346	1-249-431-11	CARBON	15K	5%	1/4W
R347	1-249-422-11	CARBON	2.7K	5%	1/4W
R348	1-247-885-00	CARBON	180K	5%	1/4W
R349	1-247-889-00	CARBON	270K	5%	1/4W
R350	1-249-437-11	CARBON	47K	5%	1/4W
R352	1-249-435-11	CARBON	33K	5%	1/4W
R353	1-249-439-11	CARBON	68K	5%	1/4W
R354	1-249-433-11	CARBON	22K	5%	1/4W
R355	1-249-433-11	CARBON	22K	5%	1/4W
R356	1-249-408-11	CARBON	180	5%	1/4W

Ref.No.	Part No.	Description	Ref.No.	Part No.	Description
R357	1-249-423-11	CARBON 3.3K 5% 1/4W	R511	1-249-435-11	CARBON 33K 5% 1/4W
R358	1-249-409-11	CARBON 220 5% 1/4W	R512	1-249-441-11	CARBON 100K 5% 1/4W
R359	1-249-409-11	CARBON 220 5% 1/4W	R513	1-249-420-11	CARBON 1.8K 5% 1/4W
R360	1-249-417-11	CARBON 1K 5% 1/4W	R514	△.1-247-692-11	CARBON 22 5% 1/4W F
R361	1-249-417-11	CARBON 1K 5% 1/4W	R515	1-249-423-11	CARBON 3.3K 5% 1/4W
R362	1-249-441-11	CARBON 100K 5% 1/4W	R516	1-249-417-11	CARBON 1K 5% 1/4W
R363	1-249-441-11	CARBON 100K 5% 1/4W	R517	△.1-247-692-11	CARBON 22 5% 1/4W F
R364	1-249-429-11	CARBON 10K 5% 1/4W	R518	△.1-247-700-11	CARBON 100 5% 1/4W F
R365	1-249-429-11	CARBON 10K 5% 1/4W	R519	△.1-247-700-11	CARBON 100 5% 1/4W F
R366	1-249-441-11	CARBON 100K 5% 1/4W	R520	△.1-247-719-11	CARBON 3.3K 5% 1/4W F
R367	1-249-441-11	CARBON 100K 5% 1/4W	R521	△.1-247-713-11	CARBON 1K 5% 1/4W F
R368	1-249-417-11	CARBON 1K 5% 1/4W	R522	△.1-247-713-11	CARBON 1K 5% 1/4W F
R369	1-249-417-11	CARBON 1K 5% 1/4W	R523	△.1-247-717-11	CARBON 2.2K 5% 1/4W F
R370	1-247-881-00	(AV601)...CARBON 120K 5% 1/4W	R524	△.1-247-745-11	CARBON 330 5% 1/2W F
R371	1-249-422-11	(AV601)...CARBON 2.7K 5% 1/4W	R525	△.1-249-455-11	CARBON 4.7 5% 1/4W F
R372	1-249-417-11	(AV601)...CARBON 1K 5% 1/4W	R526	△.1-249-455-11	CARBON 4.7 5% 1/4W F
R373	1-249-422-11	(AV601)...CARBON 2.7K 5% 1/4W	R527	1-217-156-00	RES, METAL PLATE 0.22
R374	1-249-417-11	(AV601)...CARBON 1K 5% 1/4W	R528	1-217-156-00	RES, METAL PLATE 0.22
R375	1-249-421-11	CARBON 2.2K 5% 1/4W	R529	△.1-249-455-11	(AV501:E/AV601)...CARBON 4.7 5% 1/4W F
R376	1-249-421-11	(AV601)...CARBON 2.2K 5% 1/4W	R530	△.1-249-455-11	(AV501:E/AV601)...CARBON 4.7 5% 1/4W F
R377	1-249-437-11	CARBON 47K 5% 1/4W	R531	1-217-156-00	(AV501:E/AV601)...RES, METAL PLATE 0.22
R400	1-247-903-00	CARBON 1M 5% 1/4W	R532	1-217-156-00	(AV501:E/AV601)...RES, METAL PLATE 0.22
R401	1-249-426-11	CARBON 5.6K 5% 1/4W	R533	△.1-247-700-11	CARBON 100 5% 1/4W F
R402	1-249-421-11	CARBON 2.2K 5% 1/4W	R534	1-249-433-11	CARBON 22K 5% 1/4W
R403	1-247-903-00	CARBON 1M 5% 1/4W	R535	1-247-727-11	CARBON 10 5% 1/2W
R404	1-247-870-11	CARBON 43K 5% 1/4W	R536	1-247-727-11	CARBON 10 5% 1/2W
R405	1-249-436-11	CARBON 39K 5% 1/4W	R537	1-249-437-11	CARBON 47K 5% 1/4W
R406	1-247-852-11	CARBON 7.5K 5% 1/4W	R541	△.1-216-431-11	METAL OXIDE 560 5% 1W F
R409	1-249-405-11	CARBON 100 5% 1/4W	R550	1-249-417-11	CARBON 1K 5% 1/4W
R410	1-249-437-11	CARBON 47K 5% 1/4W	R551	1-249-425-11	CARBON 4.7K 5% 1/4W
R411	1-249-415-11	CARBON 680 5% 1/4W	R552	1-249-434-11	CARBON 27K 5% 1/4W
R412	1-249-437-11	CARBON 47K 5% 1/4W	R553	1-249-441-11	CARBON 100K 5% 1/4W
R413	1-249-429-11	CARBON 10K 5% 1/4W	R554	1-249-421-11	CARBON 2.2K 5% 1/4W
R414	1-249-420-11	CARBON 1.8K 5% 1/4W	R555	1-249-429-11	CARBON 10K 5% 1/4W
R450	1-247-903-00	CARBON 1M 5% 1/4W	R556	1-249-435-11	CARBON 33K 5% 1/4W
R451	1-249-426-11	CARBON 5.6K 5% 1/4W	R557	1-249-433-11	CARBON 22K 5% 1/4W
R452	1-249-421-11	CARBON 2.2K 5% 1/4W	R558	1-249-411-11	CARBON 330 5% 1/4W
R453	1-247-903-00	CARBON 1M 5% 1/4W	R559	△.1-247-704-11	CARBON 220 5% 1/4W F
R454	1-247-870-11	CARBON 43K 5% 1/4W	R560	△.1-247-704-11	CARBON 220 5% 1/4W F
R455	1-249-436-11	CARBON 39K 5% 1/4W	R561	1-249-435-11	CARBON 33K 5% 1/4W
R456	1-247-852-11	CARBON 7.5K 5% 1/4W	R562	1-249-441-11	CARBON 100K 5% 1/4W
R460	1-249-437-11	CARBON 47K 5% 1/4W	R563	1-249-420-11	CARBON 1.8K 5% 1/4W
R461	1-249-415-11	CARBON 680 5% 1/4W	R564	△.1-247-692-11	CARBON 22 5% 1/4W F
R462	1-249-437-11	CARBON 47K 5% 1/4W	R565	1-249-423-11	CARBON 3.3K 5% 1/4W
R463	1-249-429-11	CARBON 10K 5% 1/4W	R566	1-249-417-11	CARBON 1K 5% 1/4W
R464	1-249-420-11	CARBON 1.8K 5% 1/4W	R567	△.1-247-692-11	CARBON 22 5% 1/4W F
R500	1-249-417-11	CARBON 1K 5% 1/4W	R568	△.1-247-700-11	CARBON 100 5% 1/4W F
R501	1-249-425-11	CARBON 4.7K 5% 1/4W	R569	△.1-247-700-11	CARBON 100 5% 1/4W F
R502	1-249-434-11	CARBON 27K 5% 1/4W	R570	△.1-247-719-11	CARBON 3.3K 5% 1/4W F
R503	1-249-441-11	CARBON 100K 5% 1/4W	R571	△.1-247-713-11	CARBON 1K 5% 1/4W F
R504	1-249-421-11	CARBON 2.2K 5% 1/4W	R572	△.1-247-713-11	CARBON 1K 5% 1/4W F
R505	1-249-429-11	CARBON 10K 5% 1/4W	R573	△.1-247-717-11	CARBON 2.2K 5% 1/4W F
R506	1-249-435-11	CARBON 33K 5% 1/4W	R574	△.1-247-745-11	CARBON 330 5% 1/2W F
R507	1-249-433-11	CARBON 22K 5% 1/4W	R575	△.1-249-455-11	CARBON 4.7 5% 1/4W F
R508	1-249-411-11	CARBON 330 5% 1/4W	R576	△.1-249-455-11	CARBON 4.7 5% 1/4W F
R509	△.1-247-704-11	CARBON 220 5% 1/4W F	R577	1-217-156-00	RES, METAL PLATE 0.22
R510	△.1-247-704-11	CARBON 220 5% 1/4W F	R578	1-217-156-00	RES, METAL PLATE 0.22

Note:
The components identified by mark △ or dotted line with mark △ are critical for safety. Replace only with part number specified.

Note:
Les composants identifiés par une marque △ sont critiques pour la sécurité. Ne les remplacer que par une pièce portant le numéro spécifié.

Ref.No.	Part No.	Description				
R579	△.1-249-455-11	(AV501:E/AV601)..CARBON	4.7	5%	1/4W	F
R580	△.1-249-455-11	(AV501:E/AV601)..CARBON	4.7	5%	1/4W	F
R581	1-217-156-00	(AV501:E/AV601)..RES, METAL PLATE	0.22			
R582	1-217-156-00	(AV501:E/AV601)..RES, METAL PLATE	0.22			
R583	△.1-247-700-11	CARBON	100	5%	1/4W	F
R584	1-249-433-11	CARBON	22K	5%	1/4W	
R585	1-247-727-11	CARBON	10	5%	1/2W	
R586	1-247-727-11	CARBON	10	5%	1/2W	
R587	1-249-438-11	CARBON	56K	5%	1/4W	
R591	△.1-216-431-11	METAL OXIDE	560	5%	1W	F
R600	1-217-151-00	RES, METAL PLATE	0.22			
R601	1-247-727-11	CARBON	10	5%	1/2W	
R602	1-249-437-11	CARBON	47K	5%	1/4W	
R603	1-247-727-11	CARBON	10	5%	1/2W	
R604	△.1-247-704-11	CARBON	220	5%	1/4W	F
R605	1-249-428-11	CARBON	8.2K	5%	1/4W	
R610	1-249-437-11	CARBON	47K	5%	1/4W	
R611	1-249-417-11	CARBON	1K	5%	1/4W	
R612	1-249-437-11	CARBON	47K	5%	1/4W	
R613	1-249-413-11	CARBON	470	5%	1/4W	
R614	1-249-437-11	CARBON	47K	5%	1/4W	
R615	1-249-424-11	CARBON	3.9K	5%	1/4W	
R620	1-249-437-11	(AV601)...CARBON	47K	5%	1/4W	
R621	1-249-417-11	(AV601)...CARBON	1K	5%	1/4W	
R622	1-249-437-11	(AV601)...CARBON	47K	5%	1/4W	
R623	1-249-413-11	(AV601)...CARBON	470	5%	1/4W	
R624	1-249-437-11	(AV601)...CARBON	47K	5%	1/4W	
R625	1-249-424-11	(AV601)...CARBON	3.9K	5%	1/4W	
R650	1-217-151-00	(AV601)...RES, METAL PLATE	0.22			
R651	1-247-727-11	(AV601)...CARBON	10	5%	1/2W	
R652	1-249-438-11	(AV601)...CARBON	56K	5%	1/4W	
R653	1-247-727-11	(AV601)...CARBON	10	5%	1/2W	
R654	△.1-247-704-11	(AV601)...CARBON	220	5%	1/4W	F
R655	1-249-428-11	(AV601)...CARBON	8.2K	5%	1/4W	
R700	1-249-427-11	CARBON	6.8K	5%	1/4W	
R701	1-249-441-11	CARBON	100K	5%	1/4W	
R702	1-249-429-11	CARBON	10K	5%	1/4W	
R703	1-249-429-11	CARBON	10K	5%	1/4W	
R704	1-249-438-11	CARBON	56K	5%	1/4W	
R705	1-249-429-11	CARBON	10K	5%	1/4W	
R706	1-249-429-11	CARBON	10K	5%	1/4W	
R707	1-249-405-11	CARBON	100	5%	1/4W	
R708	1-249-402-11	CARBON	56	5%	1/4W	
R709	1-249-425-11	CARBON	4.7K	5%	1/4W	
R710	1-249-429-11	CARBON	10K	5%	1/4W	
R711	1-249-429-11	CARBON	10K	5%	1/4W	
R713	1-247-847-11	(AV601)...CARBON	4.7K	5%	1/4W	
R712	1-249-425-11	CARBON	4.7K	5%	1/4W	
R800	1-249-430-11	(AV501:US)...CARBON	12K	5%	1/4W	
R801	1-249-408-11	CARBON	180	5%	1/4W	
R802	1-249-408-11	CARBON	180	5%	1/4W	
R803	1-249-408-11	CARBON	180	5%	1/4W	
R804	1-249-408-11	CARBON	180	5%	1/4W	
R805	1-249-408-11	CARBON	180	5%	1/4W	
R806	1-249-408-11	CARBON	180	5%	1/4W	
R807	1-249-408-11	CARBON	180	5%	1/4W	
R808	1-249-408-11	CARBON	180	5%	1/4W	

Ref.No.	Part No.	Description				
R809	1-249-408-11	CARBON	180	5%	1/4W	
R810	1-249-408-11	CARBON	180	5%	1/4W	
R811	1-249-408-11	CARBON	180	5%	1/4W	
R812	1-249-408-11	CARBON	180	5%	1/4W	
R813	1-249-393-11	(AV501:US)...CARBON	10	5%	1/4W	
R814	1-249-408-11	CARBON	180	5%	1/4W	
R815	1-249-408-11	CARBON	180	5%	1/4W	
R816	1-249-408-11	CARBON	180	5%	1/4W	
R817	1-247-806-11	CARBON	91	5%	1/4W	
R818	1-249-408-11	CARBON	180	5%	1/4W	
R819	1-249-408-11	CARBON	180	5%	1/4W	
R820	1-249-408-11	CARBON	180	5%	1/4W	
R821	1-249-408-11	CARBON	180	5%	1/4W	
R822	1-249-408-11	CARBON	180	5%	1/4W	
R823	1-249-408-11	CARBON	180	5%	1/4W	
R824	1-249-408-11	CARBON	180	5%	1/4W	
R825	1-249-408-11	CARBON	180	5%	1/4W	
R826	1-249-408-11	CARBON	180	5%	1/4W	
R827	1-249-408-11	(AV501:E/AV501R)...CARBON	180	5%	1/4W	
R828	1-247-895-00	CARBON	470K	5%	1/4W	
R829	1-249-405-11	CARBON	100	5%	1/4W	
R830	1-249-429-11	CARBON	10K	5%	1/4W	
R831	1-249-417-11	CARBON	1K	5%	1/4W	
R832	1-249-429-11	CARBON	10K	5%	1/4W	
R833	1-249-429-11	(AV601)...CARBON	10K	5%	1/4W	
R834	1-249-393-11	CARBON	10	5%	1/4W	
R835	1-249-417-11	CARBON	1K	5%	1/4W	
R836	1-249-425-11	(AV601)...CARBON	4.7K	5%	1/4W	
R837	1-249-429-11	CARBON	10K	5%	1/4W	
R838	1-249-433-11	CARBON	22K	5%	1/4W	
R839	1-249-433-11	CARBON	22K	5%	1/4W	
R840	1-249-433-11	CARBON	22K	5%	1/4W	
R841	1-249-437-11	CARBON	47K	5%	1/4W	
R842	1-249-437-11	CARBON	47K	5%	1/4W	
R843	1-249-433-11	CARBON	22K	5%	1/4W	
R844	1-249-433-11	CARBON	22K	5%	1/4W	
R845	1-249-433-11	CARBON	22K	5%	1/4W	
R846	1-249-433-11	CARBON	22K	5%	1/4W	
R847	1-249-437-11	CARBON	47K	5%	1/4W	
R849	1-249-437-11	(AV501R)...CARBON	47K	5%	1/4W	
R850	1-249-425-11	(AV601)...CARBON	4.7K	5%	1/4W	
R851	1-249-429-11	CARBON	10K	5%	1/4W	
R852	1-249-429-11	CARBON	10K	5%	1/4W	
R853	1-249-429-11	(EXCEPT AV601)...CARBON	10K	5%	1/4W	
R854	1-249-437-11	(AV601)...CARBON	47K	5%	1/4W	
R855	1-249-437-11	CARBON	47K	5%	1/4W	
R856	1-249-437-11	CARBON	47K	5%	1/4W	
R857	1-247-903-00	CARBON	1M	5%	1/4W	
R858	1-249-437-11	(AV601)...CARBON	47K	5%	1/4W	
R859	1-249-417-11	(AV601)...CARBON	1K	5%	1/4W	
R860	1-249-429-11	CARBON	10K	5%	1/4W	
R880	1-249-425-11	(AV501/AV601)...CARBON	4.7K	5%	1/4W	
R881	1-249-433-11	CARBON	22K	5%	1/4W	
R882	1-249-433-11	(AV501/AV601)...CARBON	22K	5%	1/4W	
R883	1-249-441-11	CARBON	100K	5%	1/4W	
R884	1-249-425-11	CARBON	4.7K	5%	1/4W	
R885	1-249-433-11	(AV501/AV601)...CARBON	22K	5%	1/4W	

Note:
The components identified by mark △ or dotted line with mark △ are critical for safety. Replace only with part number specified.

Note:
Les composants identifiés par une marque △ sont critiques pour la sécurité. Ne les remplacer que par une pièce portant le numéro spécifié.

Ref.No.	Part No.	Description				
R886	1-249-417-11	CARBON	1K	5%	1/4W	
R887	1-249-417-11	CARBON	1K	5%	1/4W	
R888	1-249-429-11	CARBON	10K	5%	1/4W	
R898	1-249-429-11	(AV601)...CARBON	10K	5%	1/4W	
R899	1-249-437-11	(AV601)...CARBON	47K	5%	1/4W	
R901	1-249-425-11	CARBON	4.7K	5%	1/4W	
R902	1-249-396-11	CARBON	18	5%	1/4W	
R903	1-249-417-11	CARBON	1K	5%	1/4W	
R904	1-249-437-11	CARBON	47K	5%	1/4W	
R905	1-249-437-11	CARBON	47K	5%	1/4W	
R906	1-249-429-11	CARBON	10K	5%	1/4W	
R907	1-249-417-11	CARBON	1K	5%	1/4W	
R908	1-249-429-11	CARBON	10K	5%	1/4W	
R909	1-249-426-11	CARBON	5.6K	5%	1/4W	
R910	1-249-426-11	CARBON	5.6K	5%	1/4W	
R911	1-249-417-11	CARBON	1K	5%	1/4W	
R912	△.1-217-469-00	FUSIBLE	1	5%	1W	F
R913	△.1-217-469-00	FUSIBLE	1	5%	1W	F
R914	1-249-385-11	CARBON	2.2	5%	1/4W	
R915	1-249-385-11	CARBON	2.2	5%	1/4W	
R916	1-249-385-11	CARBON	2.2	5%	1/4W	
R917	1-249-385-11	CARBON	2.2	5%	1/4W	
R991	1-249-417-11	(AV501/AV601)...CARBON	1K	5%	1/4W	
RV301	1-238-777-11	RES, VAR, CARBON 250K (INPUT BALANCE)				
RV400	1-241-022-11	RES, VAR, CARBON 150K/150K (BALANCE)				
RV401	1-238-962-11	RES, VAR, CARBON 250K/250K (TREBLE)				
RV402	1-238-961-11	RES, VAR, CARBON 250K/250K (BASS)				
RV403	1-238-959-11	RES, VAR, CARBON 120K/120K/120K (MASTER VOLUME)				
RV500	1-230-717-11	RES, ADJ, CARBON 470				
RV550	1-230-717-11	RES, ADJ, CARBON 470				
RY700	1-515-356-00	RELAY				
RY701	1-515-533-11	RELAY				
RY702	1-515-533-11	(AV601)...RELAY				
RY901	1-515-701-11	RELAY				
S1	△.1-571-515-11	(AV501:E)...SWITCH, POWER VOLTAGE SELECTION				
S500	1-572-395-11	SWITCH, PUSH (2 KEY)(SPEAKER)				
S801	1-554-303-21	SWITCH, KEY BOARD (VIDEO 1)				
S802	1-554-303-21	SWITCH, KEY BOARD (VIDEO 2)				
S803	1-554-303-21	SWITCH, KEY BOARD (VIDEO 3/VDP)				
S804	1-554-303-21	SWITCH, KEY BOARD (VIDEO 4)				
S805	1-554-303-21	SWITCH, KEY BOARD (TAPE/DAT)				
S806	1-554-303-21	SWITCH, KEY BOARD (CD)				

Ref.No.	Part No.	Description
S807	1-554-303-21	SWITCH, KEY BOARD (TUNER)
S808	1-554-303-21	SWITCH, KEY BOARD (PHONO)
S809	1-554-303-21	SWITCH, KEY BOARD (OFF)
S810	1-554-303-21	SWITCH, KEY BOARD (DOLBY)
S811	1-554-303-21	SWITCH, KEY BOARD (HALL)
S812	1-554-303-21	SWITCH, KEY BOARD (SIMULATED)
S813	1-554-303-21	SWITCH, KEY BOARD (DELAY TIME)
S814	1-554-303-21	SWITCH, KEY BOARD (DBFB)
S815	1-554-303-21	SWITCH, KEY BOARD (SURROUND LEVEL +)
S816	1-554-303-21	SWITCH, KEY BOARD (SURROUND LEVEL -)
S817	1-554-303-21	SWITCH, KEY BOARD (DRLC/POWER)
S821	1-554-303-21	SWITCH, KEY BOARD (SYSTEM POWER)
T1	△.1-450-108-11	(AV601).....TRANSFORMER, POWER
T1	△.1-450-109-11	(AV501:US,Canadian) ...TRANSFORMER, POWER
T1	△.1-450-110-11	(AV501:E).....TRANSFORMER, POWER
T1	△.1-450-111-11	(AV501R:AEP,UK)...TRANSFORMER, POWER
T1	△.1-450-112-11	(AV501R,WG).....TRANSFORMER, POWER
T2	△.1-449-296-11	(AV501:US,Canadian/AV601) ...TRANSFORMER, POWER
T2	△.1-449-297-11	(AV501R).....TRANSFORMER, POWER
T2	△.1-449-299-11	(AV501:E)....TRANSFORMER, POWER
TM500	1-536-706-00	TERMINAL BOARD (SP)
TM501	1-537-156-21	TERMINAL BOARD (SPEAKER)
TM502	1-537-156-21	(AV601)...TERMINAL BOARD (SPEAKER)
X300	1-567-818-21	VIBRATOR, CERAMIC 3.58MHZ
X800	1-567-775-11	VIBRATOR, CERAMIC 4.19MHZ
X52MM	*1-535-303-00	WIRE, JUMPER

ACCESSORY & PACKING MATERIAL

1-465-418-11	REMOTE COMMANDER (RM-P302)
3-751-792-11	(ENGLISH/F/E/P)(AV501R:UK, AEP/AV501:E) ...MAMUAL, INSTRUCTION
3-751-792-21	(ENGLISH)(AV501/AV601:US) ...MAMUAL, INSTRUCTION
3-751-792-31	(FRENCH)(AV501:Canadian) ...MAMUAL, INSTRUCTION
3-751-792-41	(D/NL/S/I)(AV501R)...MAMUAL, INSTRUCTION
4-915-702-01	LABEL, CAUTION, DLBY SURROUND
*4-927-885-01	CUSHION
*4-927-887-01	(AV501:E)...INDIVIDUAL CARTON
*4-927-888-01	(AV601)....INDIVIDUAL CARTON
*4-927-891-01	(AV501R)...INDIVIDUAL CARTON

F : FRENCH	D : GERMAN
E : SPANISH	NL : DUTCH
P : PORTUGUESE	S : SWEDISH
I : ITALIAN	

Note:
The components identified by mark △ or dotted line with mark △ are critical for safety. Replace only with part number specified.

Note:
Les composants identifiés par une marque △ sont critiques pour la sécurité. Ne les remplacer que par une pièce portant le numéro spécifié.

TA-AV501/AV501R/AV601

SONY[®] SERVICE MANUAL

US Model
Canadian Model
E Model
TA-AV501

AEP Model
UK Model
TA-AV501R

US Model
TA-AV601

SUPPLEMENT-1

File this supplement with the service manual.

Subject : Block Diagram.

4-9. BLOCK DIAGRAM

