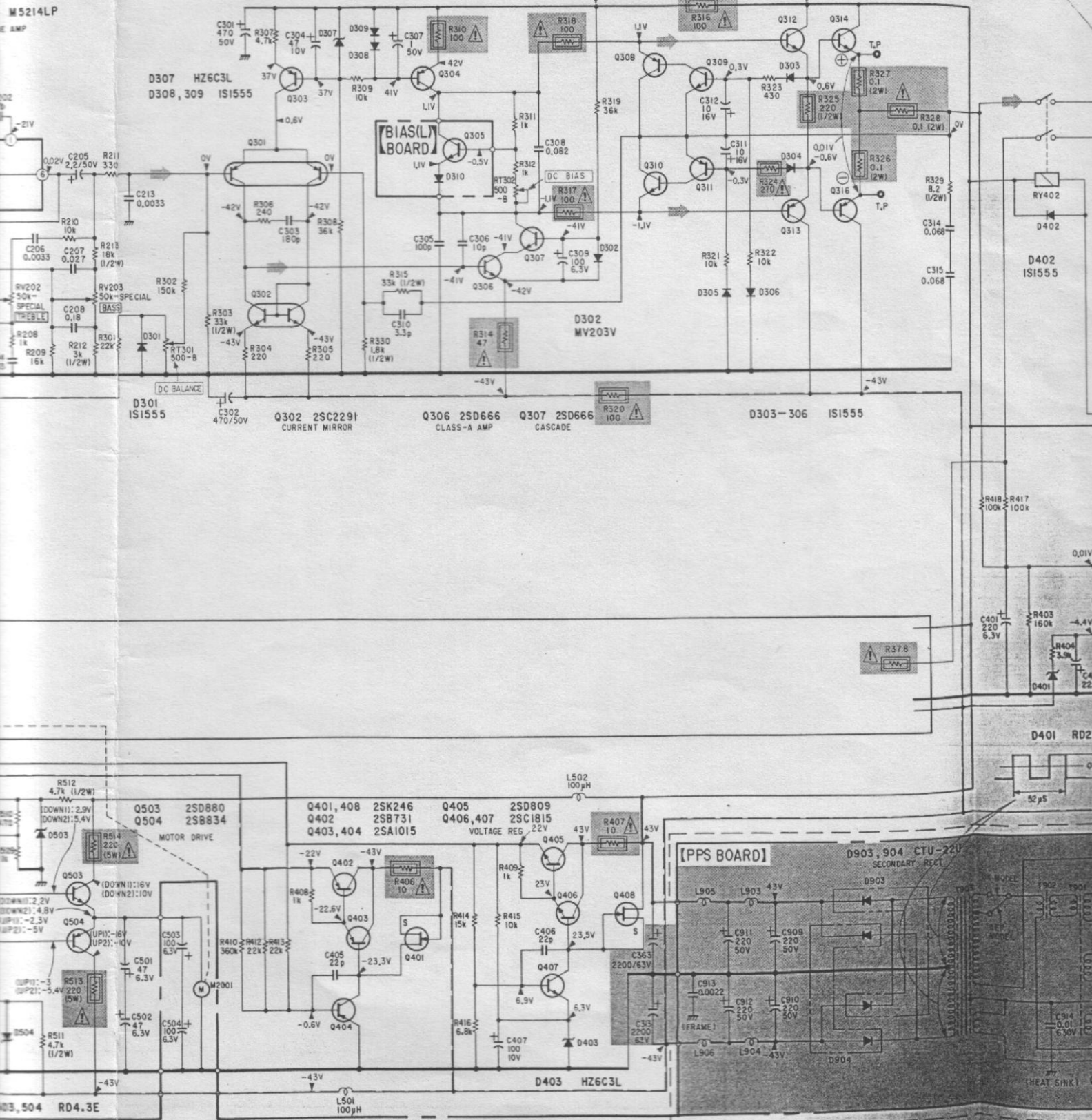




Q301 2SA979 PRE-DRIVER    Q303,304 2SB646 CURRENT REG    Q305 2SD809 BIAS    D310 IS1555  
 Q308,311 2SA1015 Q309,310 2SC1815 TRANSISTOR PROTECTOR    Q312 2SD667A CLASS-B DRIVE    Q314 2SC2837 FINAL AMP  
 Q313 2SB647A    Q316 2SA1186

M5214LP



Q3, 504 RD4.3E


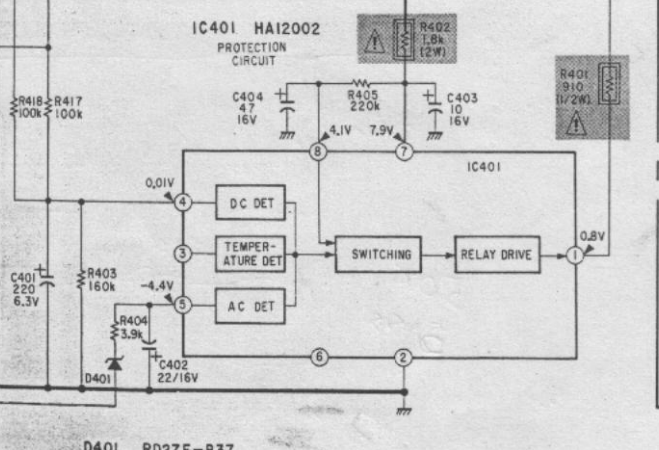
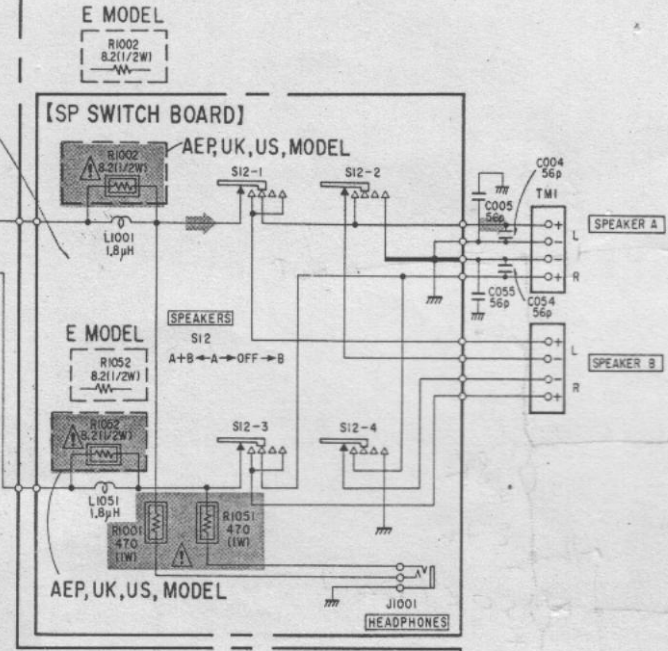
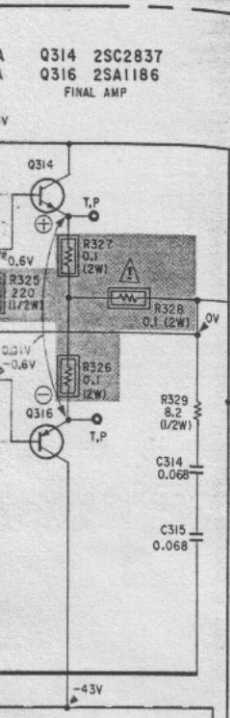
SECTION 3

H

I

J


K



AEP, UK MODEL  
(Refer to pages 27 and 28 for details)

UK MODEL






AEP MODEL



TA-AX4 TA-AX4

L M

Note:

- Components for right channel have same values as for left channel.
- All capacitors are in  $\mu\text{F}$  unless otherwise noted.  $\text{pF}$  :  $\mu\text{F}$  50WV or less are not indicated except for electrolytics and tantalums.
- All resistors are in ohms,  $\frac{1}{4}\text{W}$  unless otherwise noted.  $\text{k}\Omega$  :  $1000\ \Omega$ ,  $\text{M}\Omega$  :  $1000\ \text{k}\Omega$
-  : nonflammable resistor.
-  : signal path
-  : adjustment for repair.
-  : B+ bus.
-  : B- bus.
- Voltages are dc with respect to ground unless otherwise noted.
- Readings are taken under no-signal conditions with a VOM ( $20\ \text{k}\Omega/\text{V}$ ).

1

2


- no mark : AEP, UK, E, US model
- ( ) : AEP model
- (( )) : UK model
- Voltage variations may be noted due to normal production tolerances.
- (UP 1) . . . . when right-end <+> of VOLUME is pressed lightly
- (UP 2) . . . . when right-end <+> of VOLUME is pressed hardly
- (DOWN 1) . . . . when left-end <-> of VOLUME is pressed lightly
- (DOWN 2) . . . . when left-end <-> of VOLUME is pressed hardly

• Switch

3

Ref. No.	Switch	Position
S1	CARTRIDGE	MM
S2	SUBSONIC	OFF
S3	LOUDNESS	OFF
S4	PHONO	ON
S5	TUNER	OFF
S6	AUX	OFF
S7	TAPE 1	OFF
S8	TAPE 2	OFF
S9	TAPE COPY 1→2	OFF
S11	MUTING	OFF
S12	SPEAKERS	A
S13	VOLUME - (DOWN)	OFF
S14	VOLUME + (UP)	OFF
S16	POWER	OFF
S17	VOLTAGE SELECTOR (E model)	-

4

Note: The components identified by shading and mark  are critical for safety. Replace only with part number specified.

5

UK MODEL  
r to pages 27 and 28 for E model)

