

STR-DE915/TA-V909/VE910

SERVICE MANUAL

Ver 1.2 2003.07



Photo : STR-DE915

US Model
Canadian Model
STR-DE915

AEP Model
UK Model
E Model
TA-VE910

Australian Model
STR-DE915

Chinese Model
TA-V909

PX Model
STR-DE915

Dolby Laboratories Licensing Corporation.
"DOLBY" the double-D symbol $\square\square$ "AC-3" and "PRO LOGIC" are trademarks of Dolby Laboratories Licensing Corporation.

SPECIFICATIONS

AUDIO POWER SPECIFICATIONS

POWER OUTPUT AND TOTAL HARMONIC DISTORTION

With 8-ohm load, both channels driven, from 20 - 20,000 Hz, rated 100 watts per channel, minimum RMS power, with no more than 0.09% total harmonic distortion from 250 milliwatts to rated output (USA model only).

Amplifier section

POWER OUTPUT

Stereo mode (8 ohms 20 Hz - 20 kHz, THD 0.09%)
100 W + 100 W

Surround mode (8 ohms at 1 kHz, THD 0.8%)

Front: 100 W/ch
Center*: 100W
Rear*: 100 W/ch

* Depending on the sound field settings and the source, sound will not be output.

Dynamic power output

155 W + 155 W, 8 ohms
220 W + 220 W, 4 ohms

Harmonic distortion at rated output

Less than 0.09% (with DIRECT PASS on)

Frequency response

PHONO: RIAA equalization curve ± 0.5 dB
CD, TAPE, DAT/MD, VIDEO 1, 2, 10 Hz - 50 kHz ± 0.5 dB (with DIRECT PASS on)

Inputs

	Sensitivity	Impedance	S/N (weighting network, input level)
PHONO	2.5 mV	50 kilohms	75 dB* (A, 2.5 mV)
CD, TAPE, DAT/MD, TUNER, VIDEO 1, 2, 3 LD/DVD, TV/DBS	150 mV	50 kilohms	82 dB* (A, 150 mV)
LD/DVD AC-3 RF	—	75 Ω	100 dB (A, 20 kHz, LPF)
LD/DVD, CD, DAT/MD OPTICAL	—	—	100 dB (A, 20 kHz, LPF)

* '78 IHF

— Continued on next page —

9-920-940-13
2003G16-1
© 2003.07

Sony Corporation
Home Audio Company
Published by Sony Engineering Corporation

STR-DE915
FM STEREO/FM-AM RECEIVER
TA-V909/VE910
INTEGRATED AV AMPLIFIER

SONY®

Outputs VIDEO 1, 2 AUDIO OUT:
Voltage: 150 mV,
Impedance: 10 kilohms
WOOFER:
Voltage: 2 V
Impedance: 1 kilohms
PHONES:
Accepts low and high
impedance headphones

BASS BOOST +6 dB at 50 Hz

Digital signal processor section

Modulation (A/D conversion)
High Density Linear
Converter

Demodulation (D/A conversion)
High Density Linear
Converter (Advanced
pulse D/A converter)

Sampling frequency
48 kHz

Surround LFE MIX:
MUTE, -20 - 0 dB, 0.5 dB
step
D. RANGE COMP:
OFF, 0.1 - 0.9, STD, MAX
REAR level:
-20 - +10 dB, 0.5 dB step
CENTER level:
-20 - +10 dB, 0.5 dB step
SUB WOOFER level:
-20 - +10 dB, 0.5 dB step
EFFECT:
21-step adjustable
WALL:
17-step adjustable
SEAT F/R:
17-step adjustable
SEAT L/R:
17-step adjustable
REBERB time:
17-step adjustable
Depending on the sound
field, some parameters
may not be adjustable

Equalizer BAND: BASS/TREBLE
Turnover frequency:
Bass: 99 Hz - 992 Hz
Treble: 1.0 kHz - 8.6 kHz
Level: ± 10 dB, 0.5 dB step

FM tuner section (STR-DE915)

Tuning range 87.5 - 108.0 MHz

Antenna terminals
75 ohms, unbalanced

Sensitivity Mono: 18.3 dBf, 4.5 μ V
Stereo: 38.3 dBf, 45 μ V

Usable sensitivity
11.2 dBf, 2 μ V (IHF)

S/N Mono: 76 dB
Stereo: 70 dB

Harmonic distortion at 1 kHz
Mono: 0.3%
Stereo: 0.5%

Separation 45 dB at 1 kHz

Frequency response
30 Hz - 15 kHz ± 0.5 dB

Selectivity 60 dB at 400 kHz

AM tuner section (STR-DE915)

Tuning range With 10 kHz interval:
530 - 1710 kHz (US, PX and
Canadian model only**)
530 - 1610 kHz (models for
all other countries except
for Australia)
With 9 kHz interval:
531 - 1710 kHz (US, PX and
Canadian model only)
531 - 1602 kHz (Australian
model and models for all
other countries**)

Antenna Loop antenna

Usable sensitivity
50 dB/m (at 1,000 kHz or
999 kHz)

S/N 54 dB (at 50 mV/m)

Harmonic distortion
0.5 % (50 mV/m,
400 kHz)

Selectivity At 9 kHz: 35 dB
At 10 kHz: 40 dB

** You can change the AM tuning
interval to 9 kHz (US, PX and Canadian
model only) or to 10 kHz (models for
all other countries except for
Australia). After tuning in any AM
station, turn off the receiver. Hold
down the PRESET TUNING + button
and press the POWER button. All
preset stations will be erased when
you change the interval. To reset the
interval to 10 kHz (or 9 kHz), repeat
the procedure.

Video section

Inputs 1 V_{p-p} 75 ohms

Outputs 1 V_{p-p} 75 ohms

General

System Tuner section:(STR-DE915)
PLL quartz-locked digital
synthesizer system
Preamplifier section:
Low-noise NF type
equalizer
Power amplifier section:
Pure-complementary SEPP

Power requirements

US and Canadian models:
120 V AC, 60 Hz
Australian model:
240 V AC, 50 Hz
E, PX models:
120/240/220 V AC
selectable, 50/60 Hz
AEP, UK, German,
East European,
North European models:
230 V AC, 50 / 60 Hz
Singapore, Chinese,
Malaysia models:
220 - 230 V AC, 50 /60 Hz

Power consumption

Canadian model: 480 VA
Other models: 290 W

AC outlets US, Canadian, PX, Chinese
models:
2 switched, total
120 W
Other models:
1 switched, maximum
100 W

Dimensions 430 × 155 × 350 mm
(17 × 6 ¹/₈ × 13 ⁷/₈ inches)
including projecting parts
and controls

Mass (Approx.)

STR-DE915: 11.2 kg
(24 lb 10oz)
TA-V909/VE910: 9.8 kg
(21 lb 9oz)

Design and specifications are subject to
change without notice.

SAFETY CHECK-OUT

After correcting the original service problem, perform the following safety checks before releasing the set to the customer: Check the antenna terminals, metal trim, "metallized" knobs, screws, and all other exposed metal parts for AC leakage. Check leakage as described below.

LEAKAGE

The AC leakage from any exposed metal part to earth ground and from all exposed metal parts to any exposed metal part having a return to chassis, must not exceed 0.5 mA (500 microamperes). Leakage current can be measured by any one of three methods.

1. A commercial leakage tester, such as the Simpson 229 or RCA WT-540A. Follow the manufacturers' instructions to use these instruments.
2. A battery-operated AC milliammeter. The Data Precision 245 digital multimeter is suitable for this job.
3. Measuring the voltage drop across a resistor by means of a VOM or battery-operated AC voltmeter. The "limit" indication is 0.75 V, so analog meters must have an accurate low-voltage scale. The Simpson 250 and Sanwa SH-63Trd are examples of a passive VOM that is suitable. Nearly all battery operated digital multimeters that have a 2V AC range are suitable. (See Fig. A)

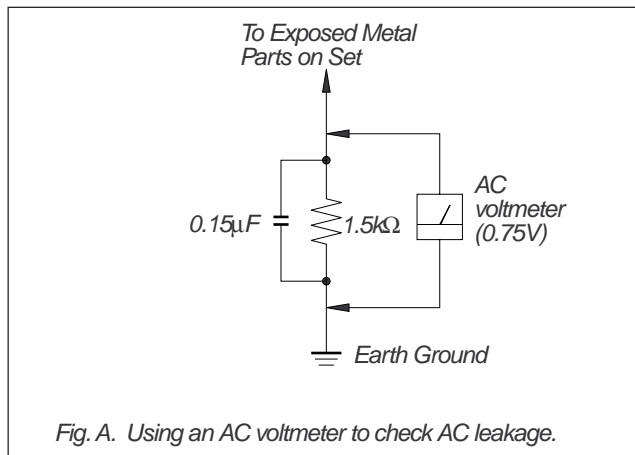


Fig. A. Using an AC voltmeter to check AC leakage.

TABLE OF CONTENTS

1. GENERAL	4
2. DIAGRAMS	
2-1. Circuit Boards Location	6
2-2. Block Diagram — Main Section —	7
2-3. Block Diagram — Video In/Out Section —	11
2-4. Block Diagram — Power Section —	13
2-5. Schematic Diagram — Video Section —	16
2-6. Printed Wiring Board — Video Section —	19
2-7. Printed Wiring Board — Surround Section —	22
2-8. Schematic Diagram — Surround Section —	25
2-9. Printed Wiring Board — Digital Section —	30
2-10. Schematic Diagram — Digital Section —	33
2-11. Schematic Diagram — AMP, Power Supply Section — ..	38
2-12. Printed Wiring Board — AMP, Power Supply Section —	43
2-13. Schematic Diagram — Display Section —	48
2-14. Printed Wiring Board — Display Section —	53
2-15. IC BLOCK DIAGRAMS	57
2-16. IC PIN FUNCTION	61
3. EXPLODED VIEWS	
3-1. FRONT PANEL SECTION	72
3-2. BACK PANEL SECTION	73
3-3. CHASSIS SECTION	74
4. ELECTRICAL PARTS LIST	75

SAFETY-RELATED COMPONENT WARNING!!

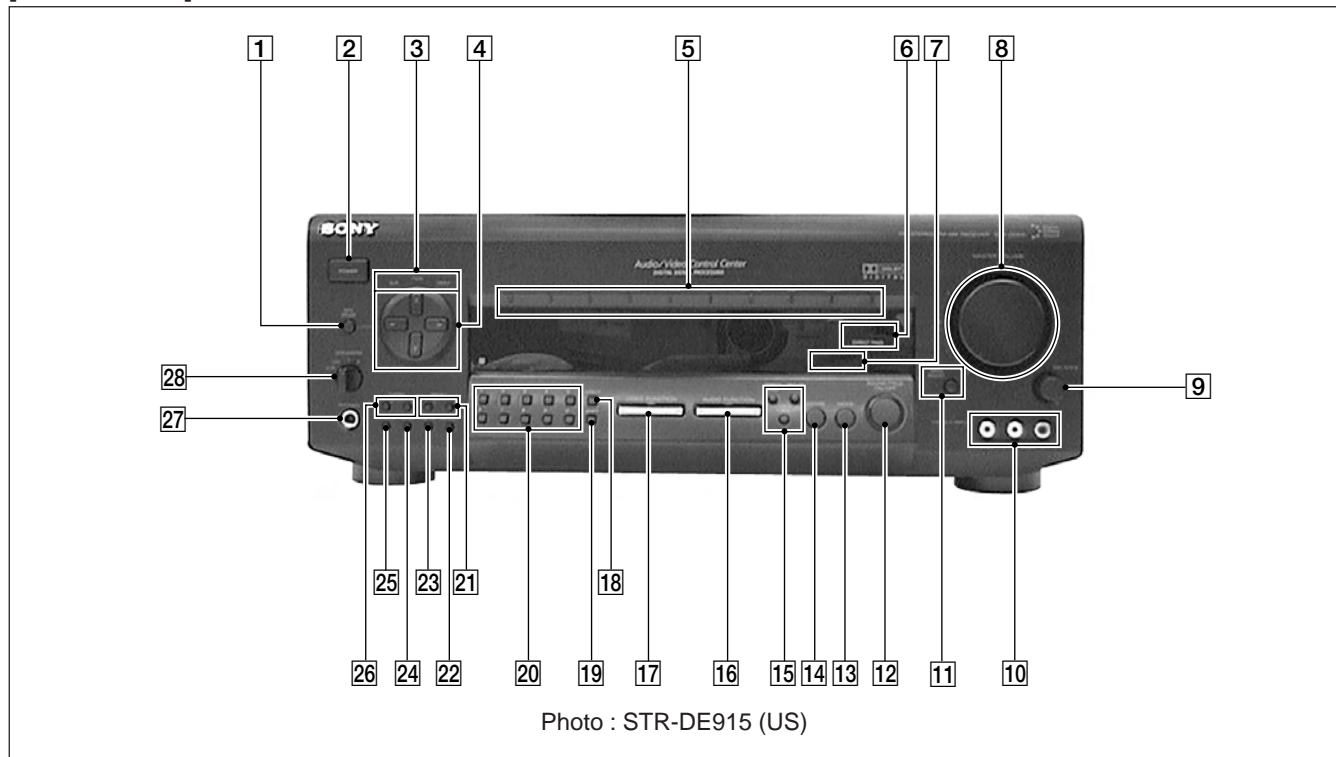
COMPONENTS IDENTIFIED BY MARK \triangle OR DOTTED LINE WITH MARK \triangle ON THE SCHEMATIC DIAGRAMS AND IN THE PARTS LIST ARE CRITICAL TO SAFE OPERATION. REPLACE THESE COMPONENTS WITH SONY PARTS WHOSE PART NUMBERS APPEAR AS SHOWN IN THIS MANUAL OR IN SUPPLEMENTS PUBLISHED BY SONY.

ATTENTION AU COMPOSANT AYANT RAPPORT À LA SÉCURITÉ!

LES COMPOSANTS IDENTIFIÉS PAR UNE MARQUE \triangle SUR LES DIAGRAMMES SCHÉMATIQUES ET LA LISTE DES PIÈCES SONT CRITIQUES POUR LA SÉCURITÉ DE FONCTIONNEMENT. NE REMPLACER CES COMPOSANTS QUE PAR DES PIÈCES SONY DONT LES NUMÉROS SONT DONNÉS DANS CE MANUEL OU DANS LES SUPPLÉMENTS PUBLIÉS PAR SONY.

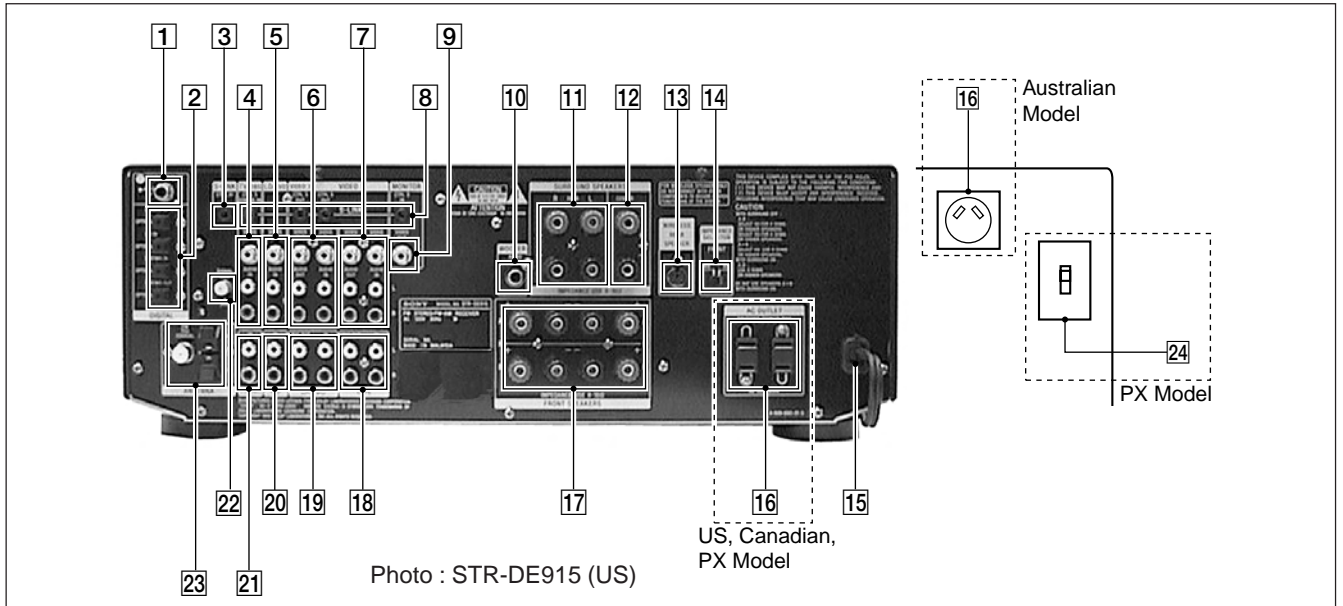
SECTION 1 GENERAL

LOCATION AND FUNCTION OF CONTROLS [FRONT PANEL]



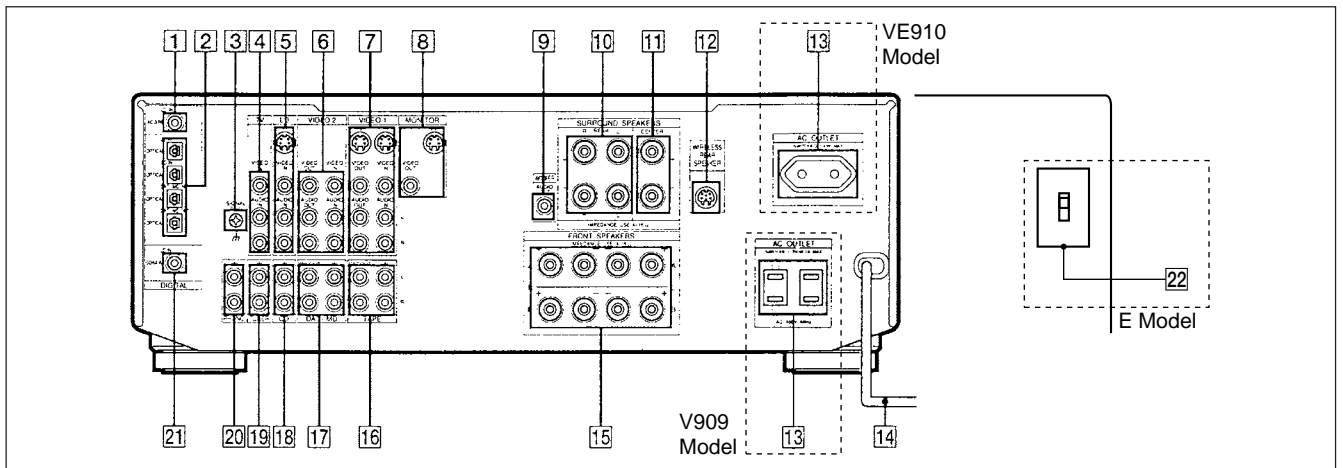
- | | | | |
|-----------|---|-----------|--|
| 1 | DPC MODE button | 16 | AUDIO FUNCTION buttons |
| 2 | POWER switch | 17 | VIDEO FUNCTION buttons |
| 3 | SUR, TONE, INDEX indicators | 18 | DIRECT button (STR-DE915) |
| 4 | Digital processing control buttons | 19 | SHIFT button (STR-DE915) |
| 5 | Function indicators | 20 | Numeric buttons (STR-DE915) |
| 6 | DIRECT PASS indicator | 21 | PRESET TUNING +, - buttons (STR-DE915) |
| 7 | DISCRETE indicator | 22 | MEMORY button (STR-DE915) |
| 8 | MASTER VOLUME control | 23 | DISPLAY button |
| 9 | BALANCE control | 24 | FM/AM button (STR-DE915) |
| 10 | VIDEO 3 INPUT jack | 24 | DIMMER button (TA-V909/VE910) |
| 11 | BASS BOOST button/indicator | 25 | FM MODE button (STR-DE915) |
| 12 | SOUND FIELD ON/OFF button | 26 | TUNING +, - buttons (STR-DE915) |
| 13 | MODE button | 27 | PHONES jack |
| 14 | GENRE button | 28 | SPEAKERS switch |
| 15 | DIRECT PASS, SET UP, INPUT MODE buttons | | |

**[REAR PANEL]
STR-DE915 MODEL**



- | | |
|--|--|
| <ul style="list-style-type: none"> 1 LD/DVD IN AC-3 RF 2 LD/DVD IN/CD/IN/DAT/MD IN/OUT OPTICAL 3 S-LINK CTRL A1 (US, Canadian model) 4 TV/DBS (US, Canadian model) 5 LD/DVS (US, Canadian model) 5 LD (PX, Australian model) 6 VIDEO 2 (US, Canadian model) 7 VIDEO 1 8 CTRL S (US, Canadian model) 9 MONITOR 10 WOOFER 11 SURROUND SPEAKERS (REAR) 12 SURROUND SPEAKERS (CENTER) | <ul style="list-style-type: none"> 13 WIRELESS REAR SPEAKER 14 IMPEDANCE SELECTOR 15 AC power cord 16 AC OUTLET (Outlet shape and position varies according to destination) 17 FRONT SPEAKERS (A/B) 18 TAPE 19 DAT/MD 20 CD 21 PHONO 22 \hbar SIGNALGND 23 ANTENNA (AM/FM) 24 VOLTAGE SELECTOR (PX model) |
|--|--|

TA-V909/VE910 MODEL

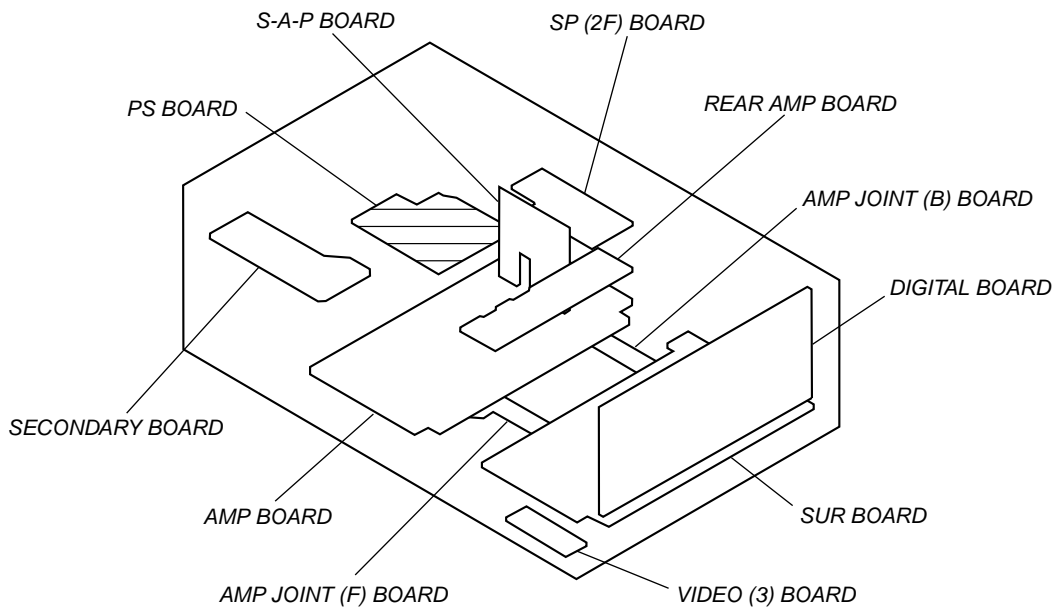
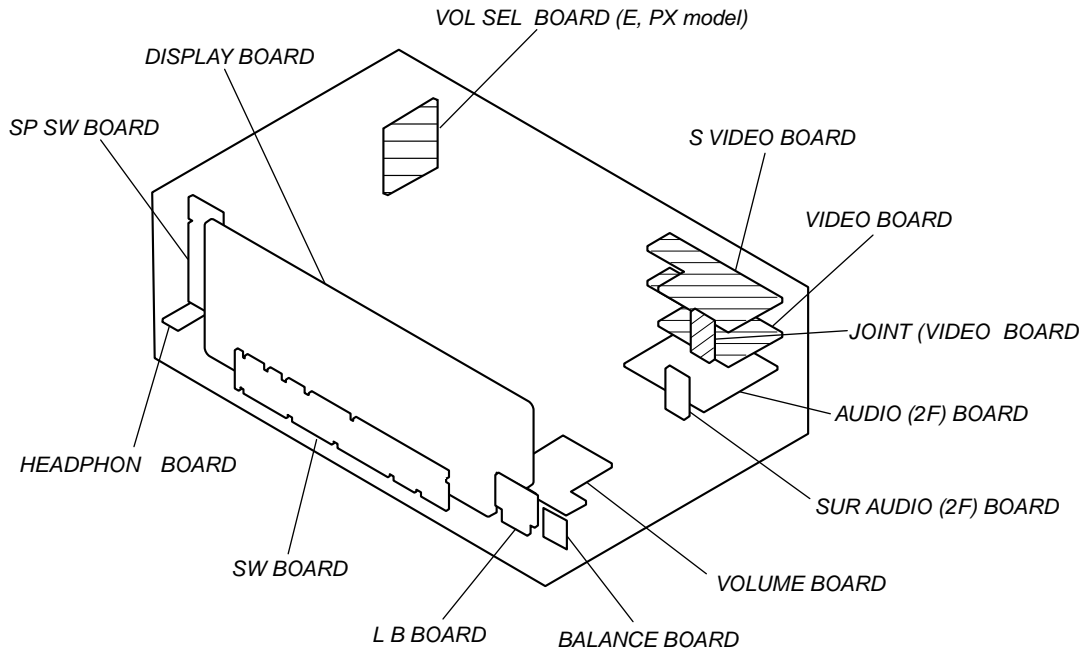


- | | |
|---|---|
| <ul style="list-style-type: none"> 1 DVD/LD IN AC-3 RF 2 DVD/LD IN/CD IN/DAT/MD IN/OUT OPTICAL 3 \hbar SIGNALGND 4 TV 5 LD/DVD 6 VIDEO 2 7 VIDEO 1 8 MONITOR 9 WOOFER 10 SURROUND SPEAKERS (REAR) 11 SURROUND SPEAKERS (CENTER) | <ul style="list-style-type: none"> 12 WIRELESS REAR SPEAKER 13 AC OUTLET 14 AC power cord 15 FRONT SPEAKERS (A/B) 16 TAPE 17 DAT/MD 18 CD 19 TUNER 20 PHONO 21 DVD/LD IN COAXIAL 22 VOLTAGE SELECTOR (E model) |
|---|---|

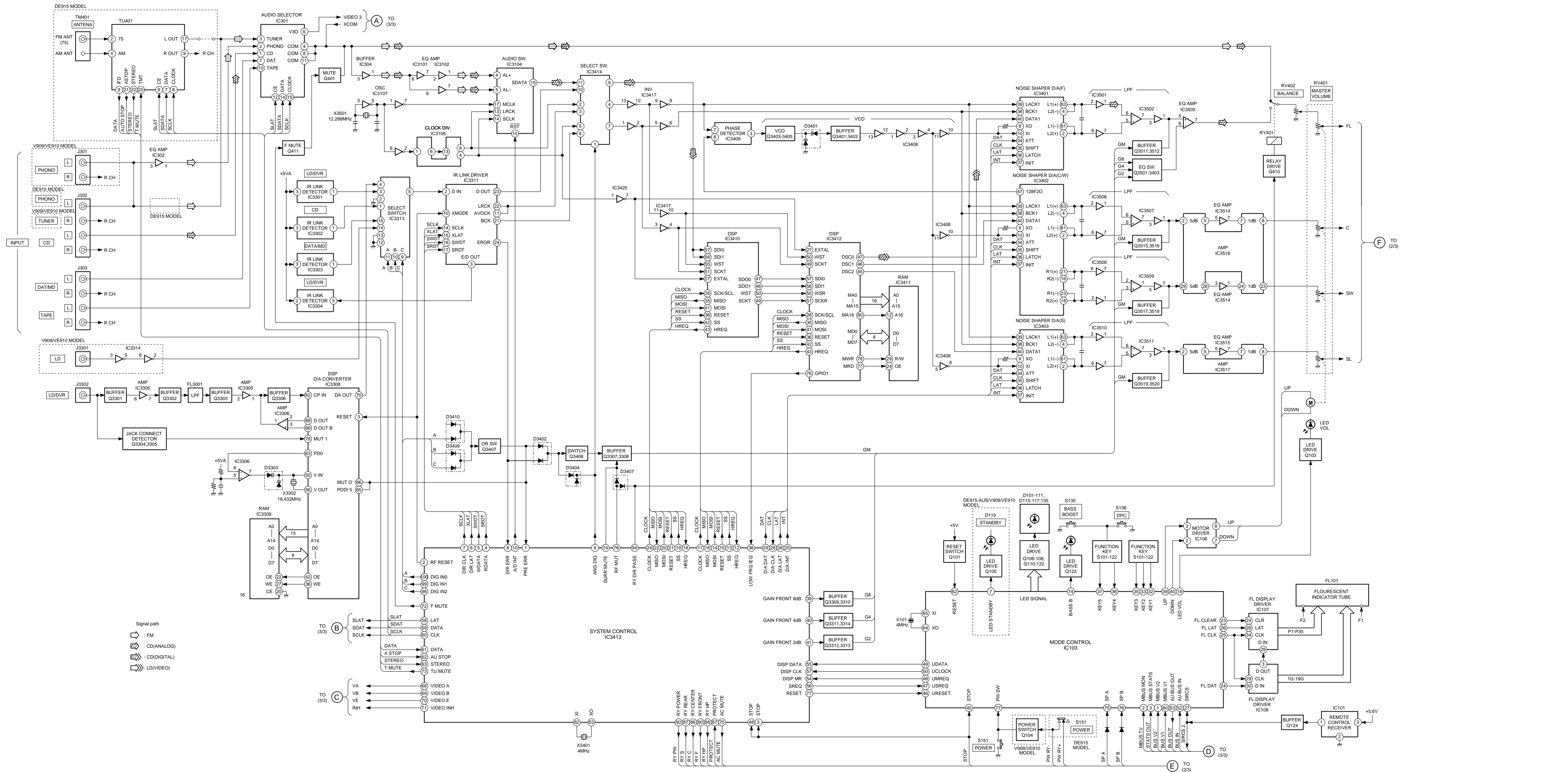
* : DVD (STR-DE915/TA-V909 Model)

SE ION 2 DIAGRAMS

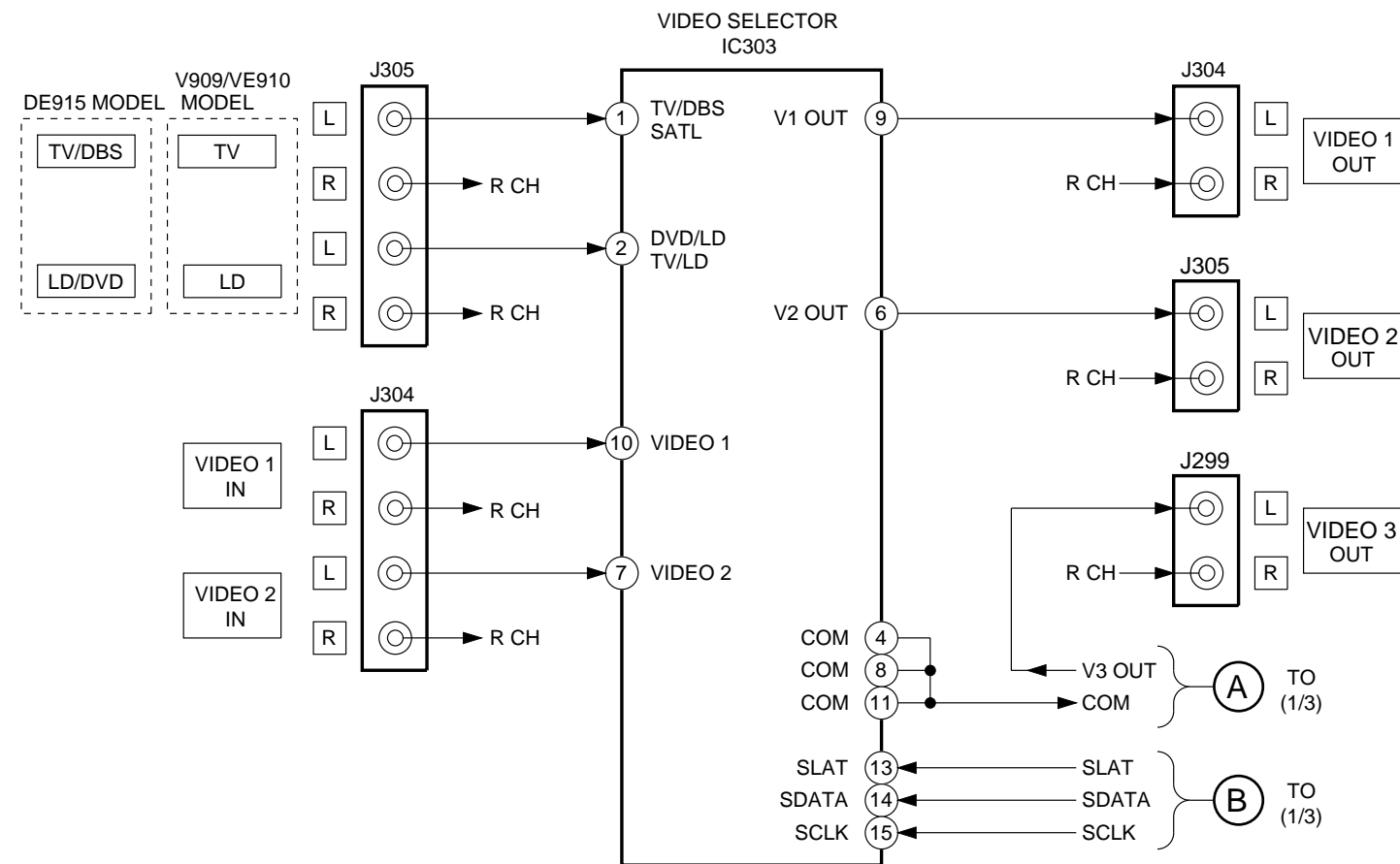
2.1 CIRCUIT BOARDS LOCATION



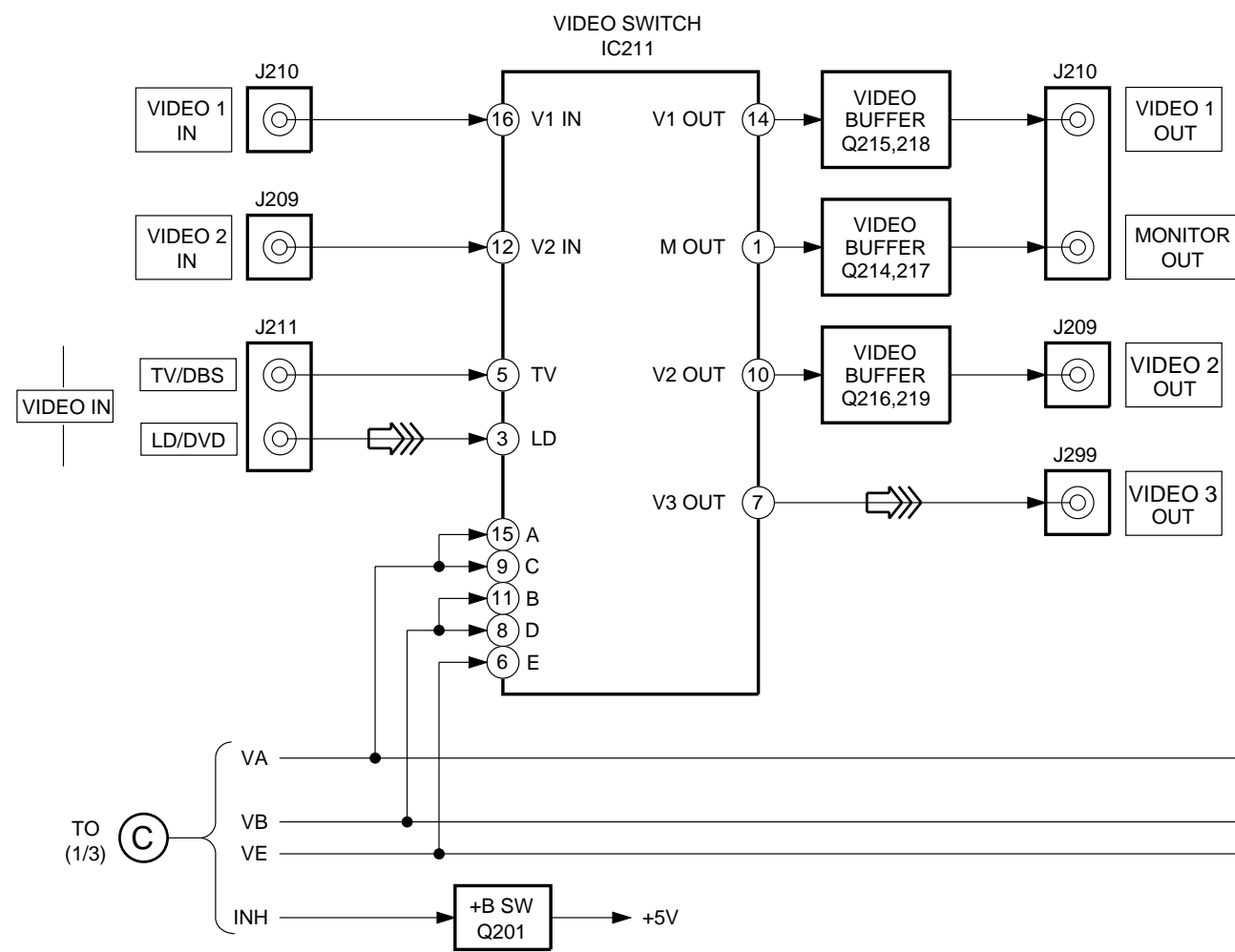
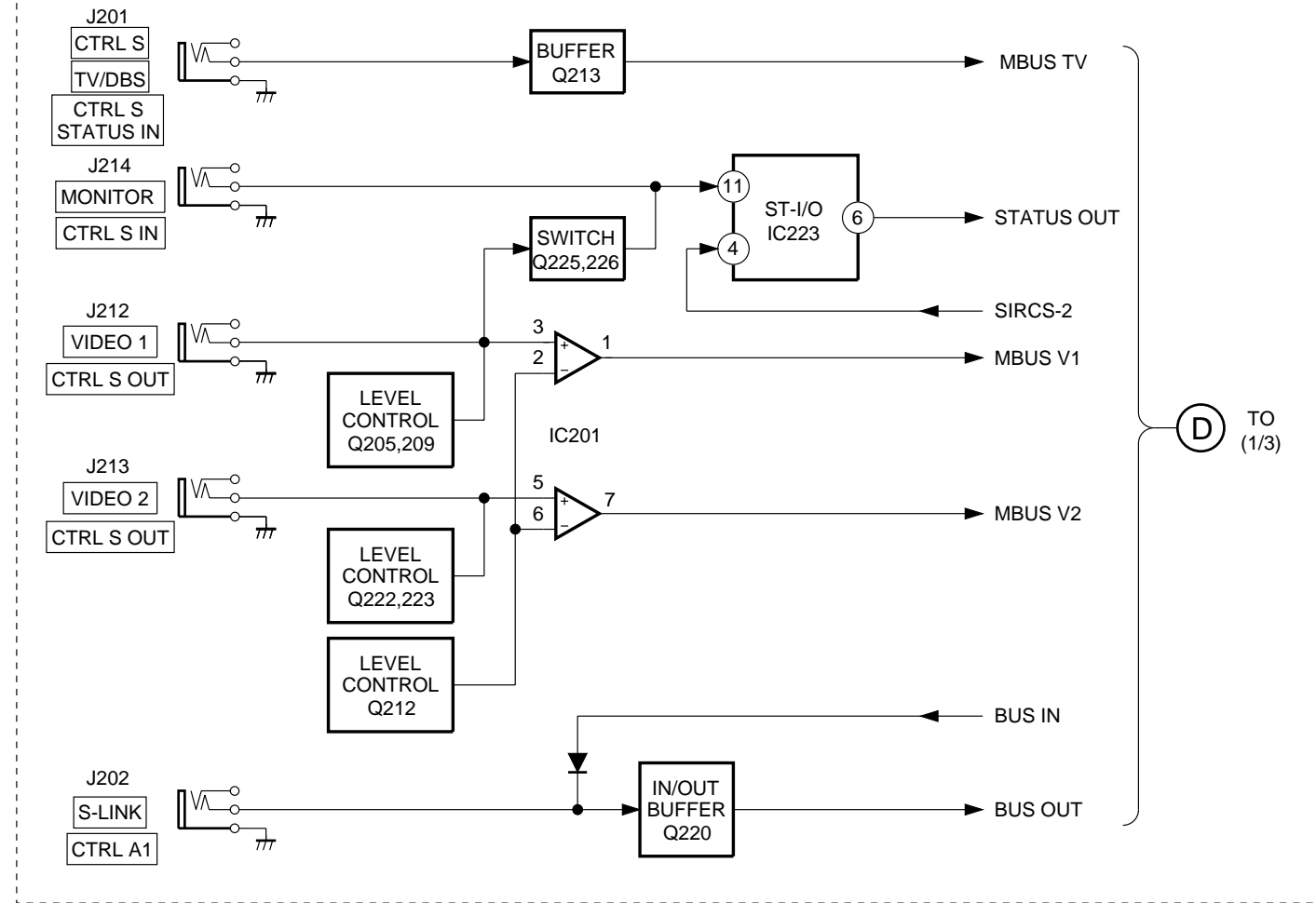
2-2. BLOCK DIAGRAM — MAIN SECTION —



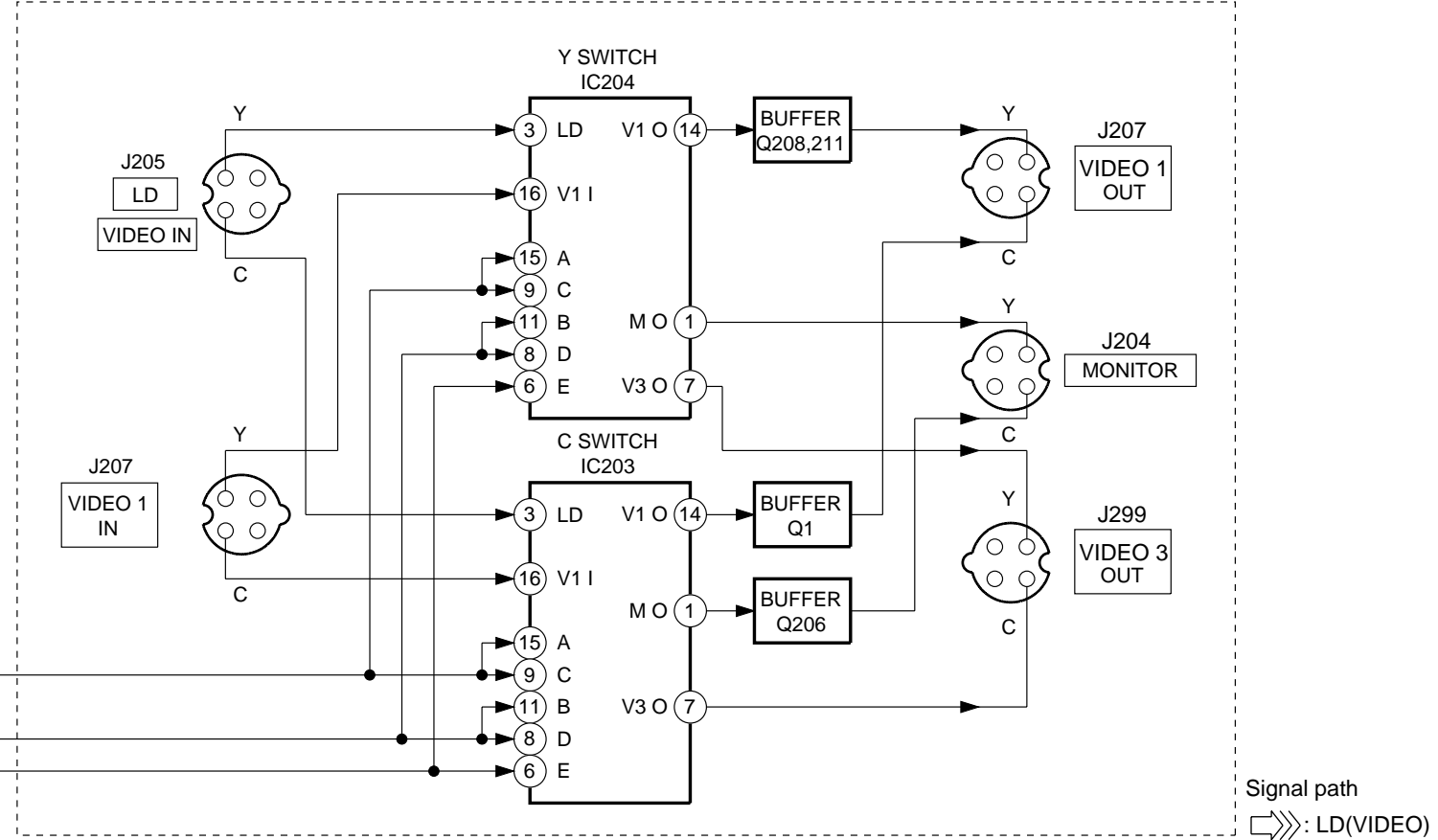
2-3. BLOCK DIAGRAM — VIDEO IN/OUT SECTION —



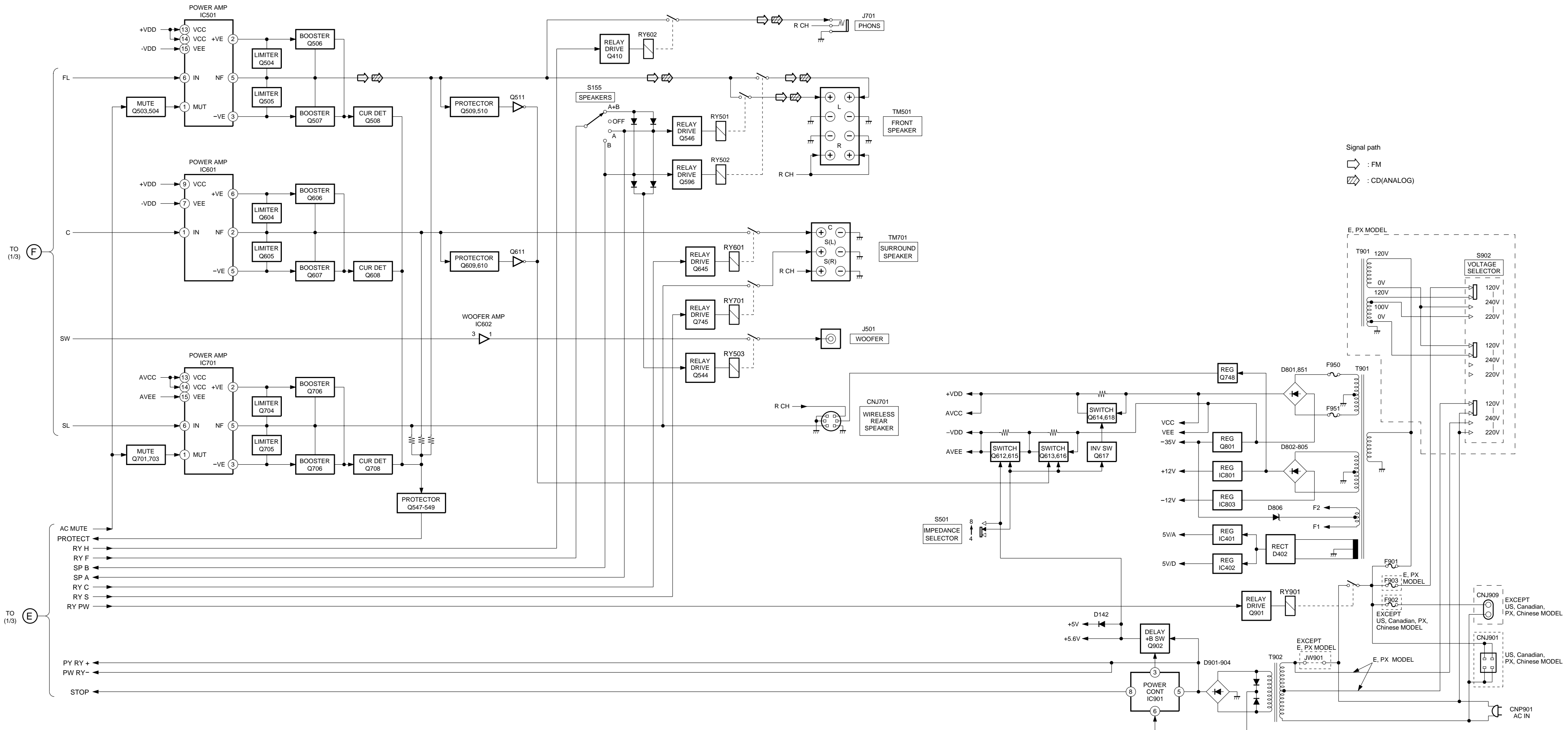
DE915:US,Canadian MODEL

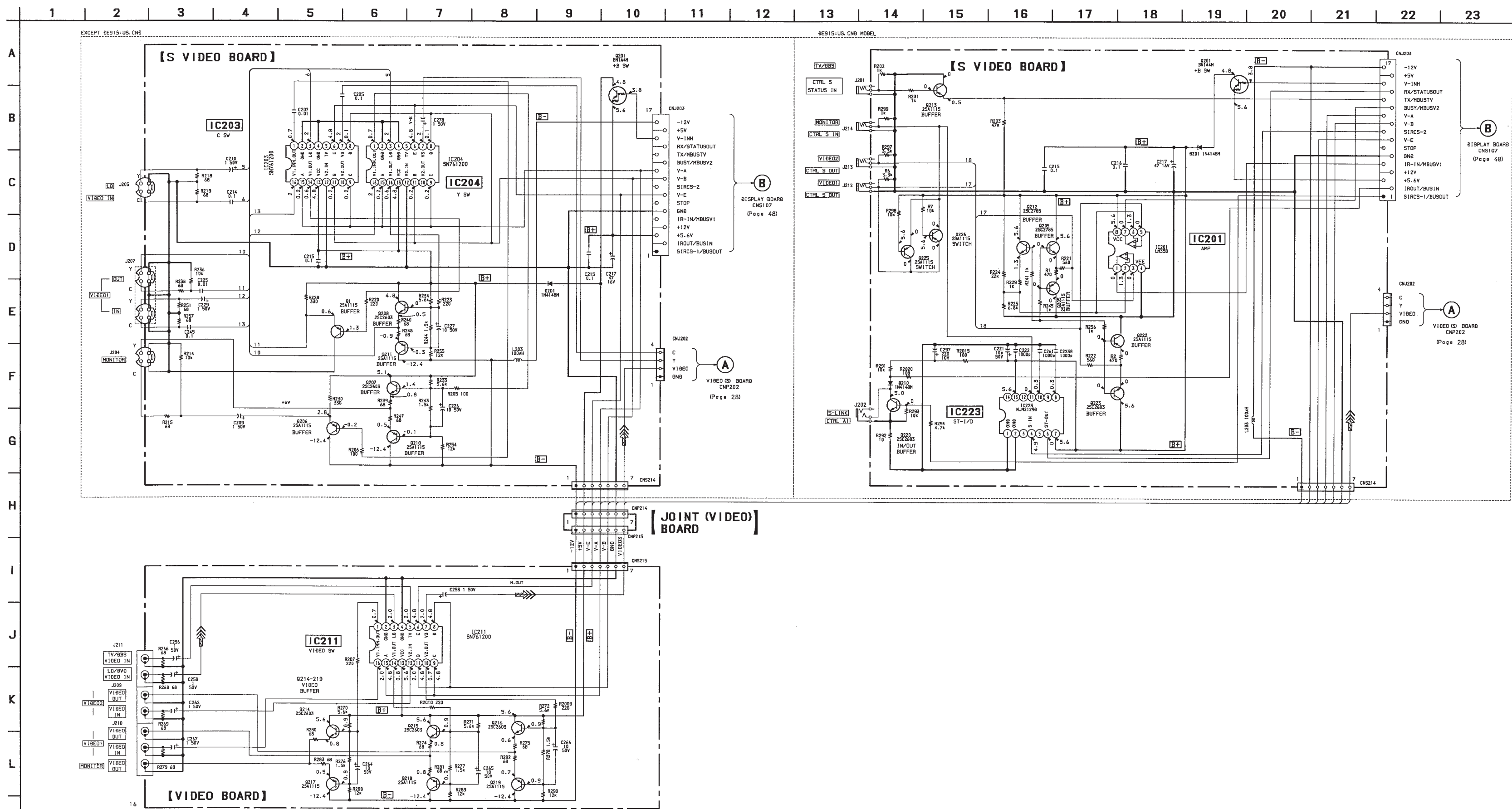


EXCEPT DE915:US, Canadian MODEL



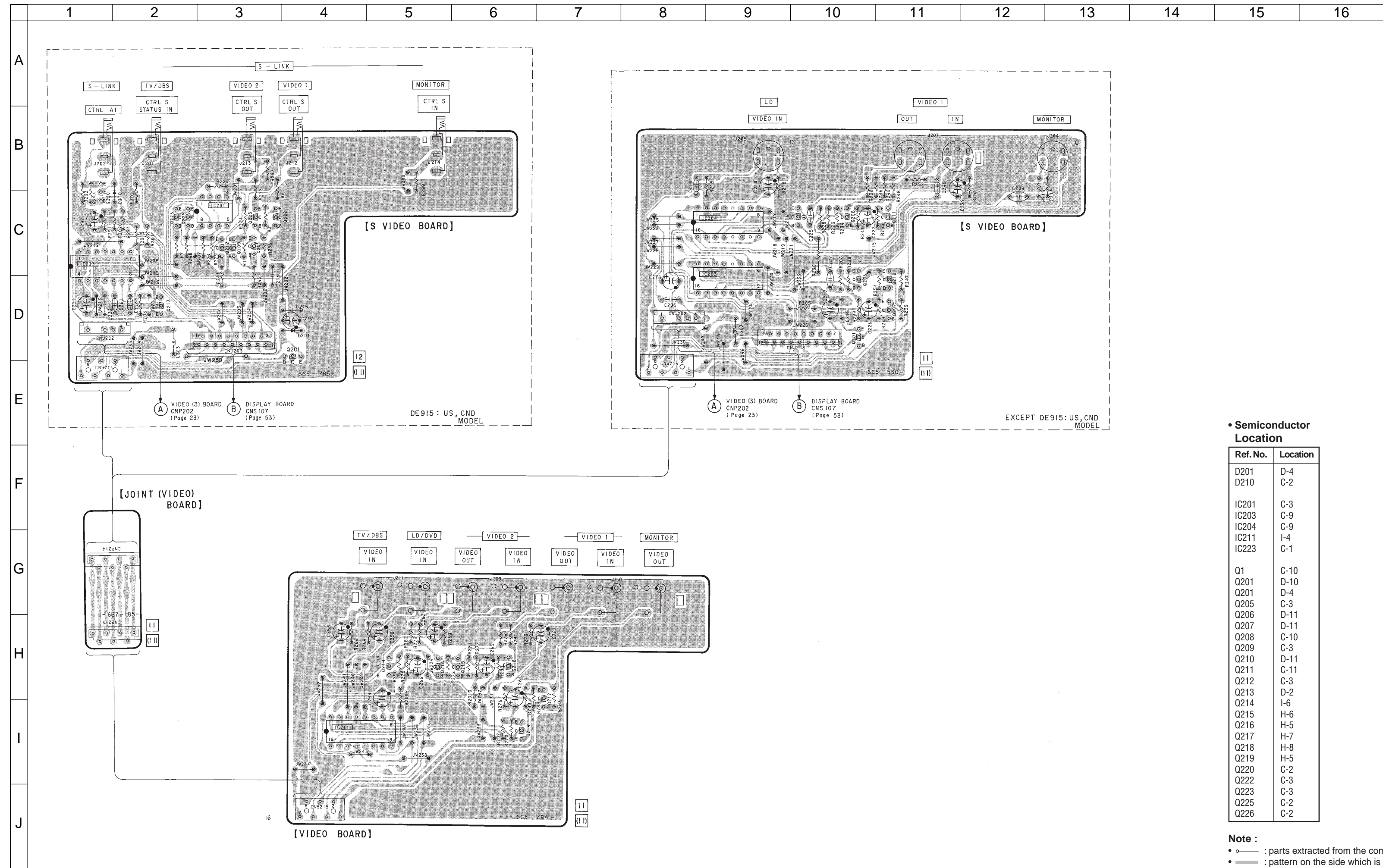
2-4. BLOCK DIAGRAM —POWER SECTION—





- Note :**
- All capacitors are in μF unless otherwise noted. pF: μF 50WV or less are not indicated except for electrolytics and tantalums.
 - All resistors are in Ω and 1/4W or less unless otherwise specified.
 - : panel designation.
 - B+ : B+ Line.
 - B- : B- Line.
 - Voltage is measured with respect to ground under no-signal conditions.
 - Voltages are reference value measured by a VOM (10M Ω /V).
 - Signal path
 - \Rightarrow : LD (VIDEO)
 - Abbreviation
 - CND : Canadian

2-6. PRINTED WIRING BOARD — VIDEO SECTION —

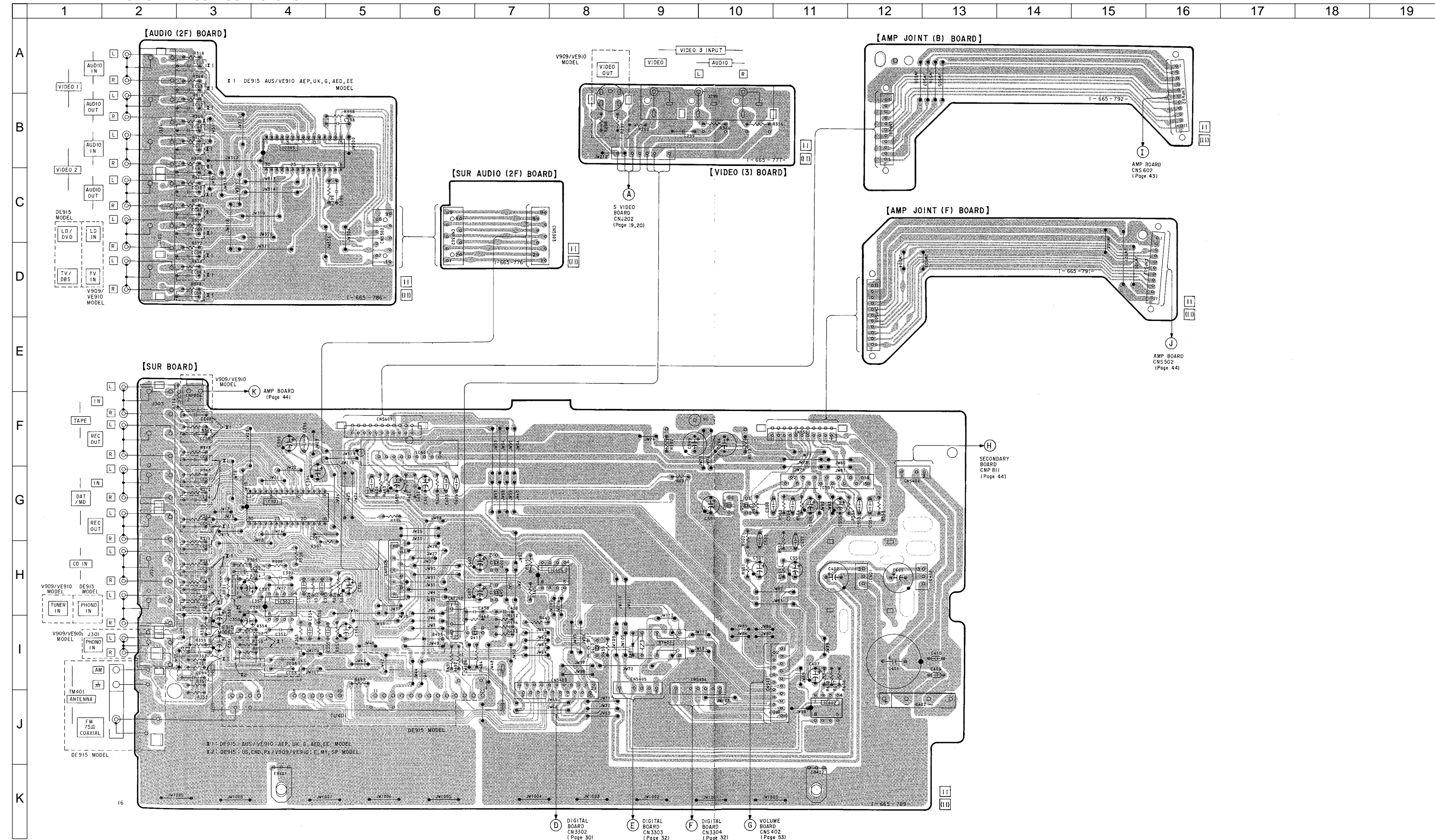


• Semiconductor Location

Ref. No.	Location
D201	D-4
D210	C-2
IC201	C-3
IC203	C-9
IC204	C-9
IC211	I-4
IC223	C-1
Q1	C-10
Q201	D-10
Q201	D-4
Q205	C-3
Q206	D-11
Q207	D-11
Q208	C-10
Q209	C-3
Q210	D-11
Q211	C-11
Q212	C-3
Q213	D-2
Q214	I-6
Q215	H-6
Q216	H-5
Q217	H-7
Q218	H-8
Q219	H-5
Q220	C-2
Q222	C-3
Q223	C-3
Q225	C-2
Q226	C-2

Note :

- — : parts extracted from the component side.
- — : pattern on the side which is seen.
- Abbreviation
- CND : Canadian



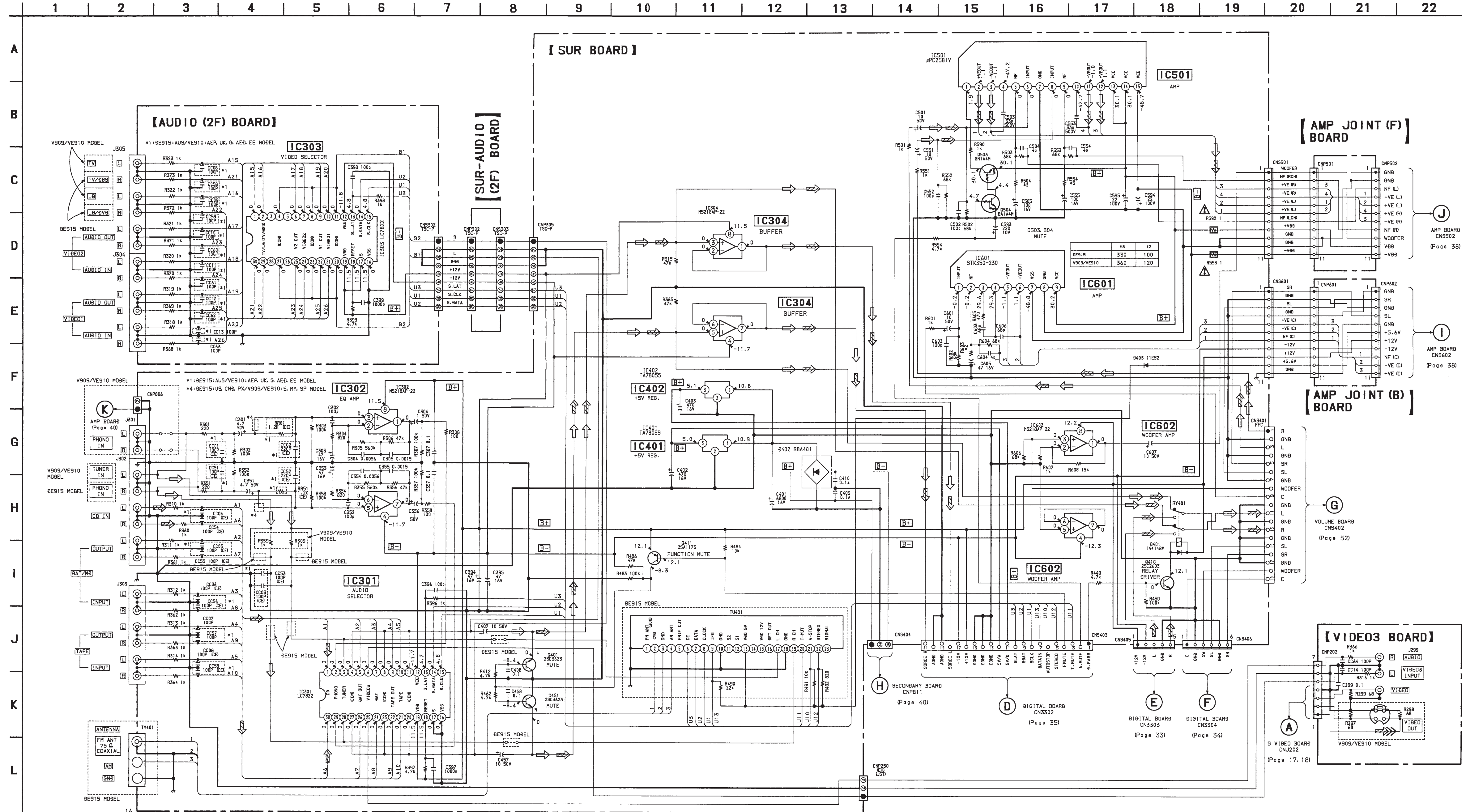
• Semiconductor Location

Ref. No.	Location
D401	I-9
D402	J-13
D403	I-6
IC301	G-4
IC302	H-4
IC303	B-4
IC304	H-8
IC401	H-12
IC402	H-13
IC501	G-11
IC601	F-6
IC602	J-11
Q401	H-7
Q410	I-8
Q411	I-7
Q451	H-7
Q503	G-10
Q504	G-10

Note :

- ○ : parts extracted from the component side.
- — : pattern on the side which is seen.
- Abbreviation

CND	: Canadian	AUS	: Australian
CH	: Chinese	G	: German
AED	: North European	EE	: East European
MY	: Malaysia	SP	: Singapore



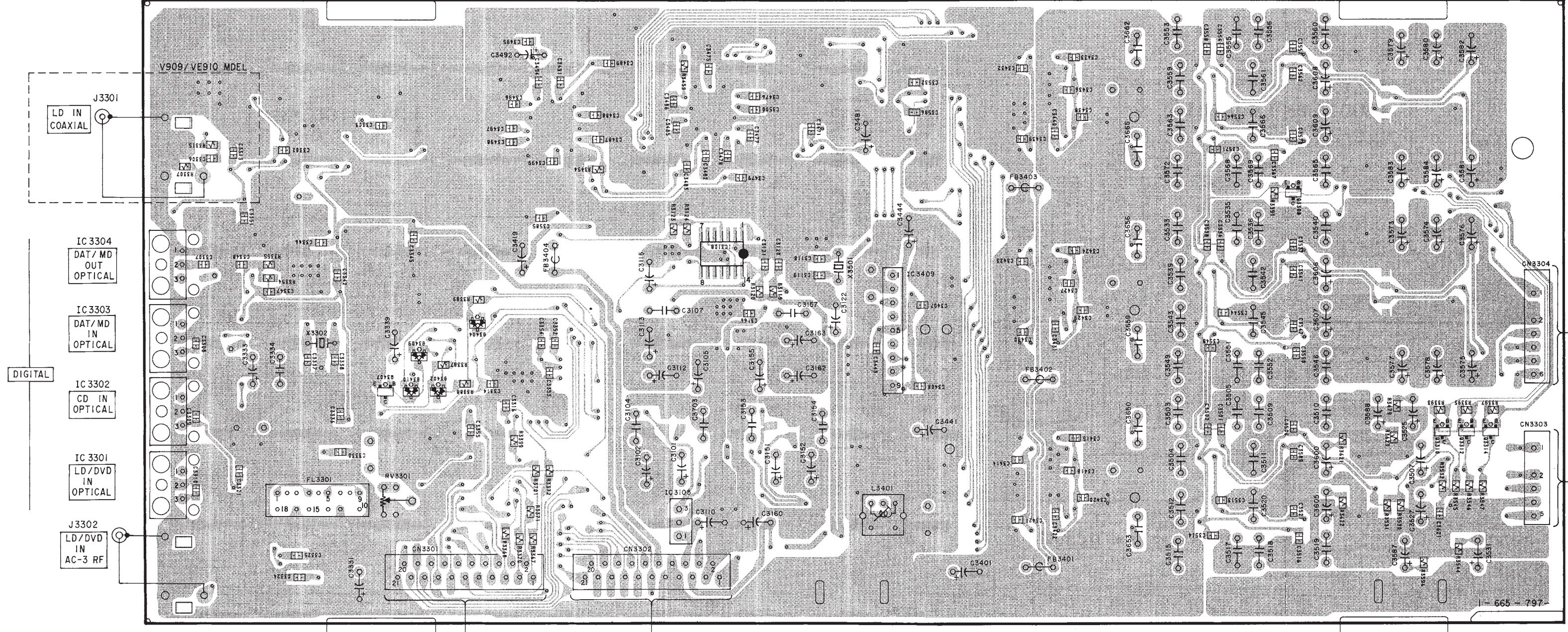
Note :

- All capacitors are in μF unless otherwise noted. pF: μF 50WV or less are not indicated except for electrolytics and tantalums.
- All resistors are in Ω and 1/4W or less unless otherwise specified.
- \square : non flammable resistor.
- \square : panel designation.
- \square : B+ Line.
- \square : B- Line.
- Voltage is measured with respect to ground under no-signal conditions.
- Voltages are reference value measured by a VOM (10M Ω V).
- Signal path
- \Rightarrow : FM \Rightarrow : CD (ANALOG) \Rightarrow : LD (VIDEO)
- Abbreviation
- CND : Canadian AUS : Australian
- CH : Chinese G : German
- AED : North European EE : East European
- MY : Malaysia SP : Singapore

1 2 3 4 5 6 7 8 9 10 11 12 13

A
B
C
D
E
F
G
H
I
J

[DIGITAL BOARD] (A SIDE)

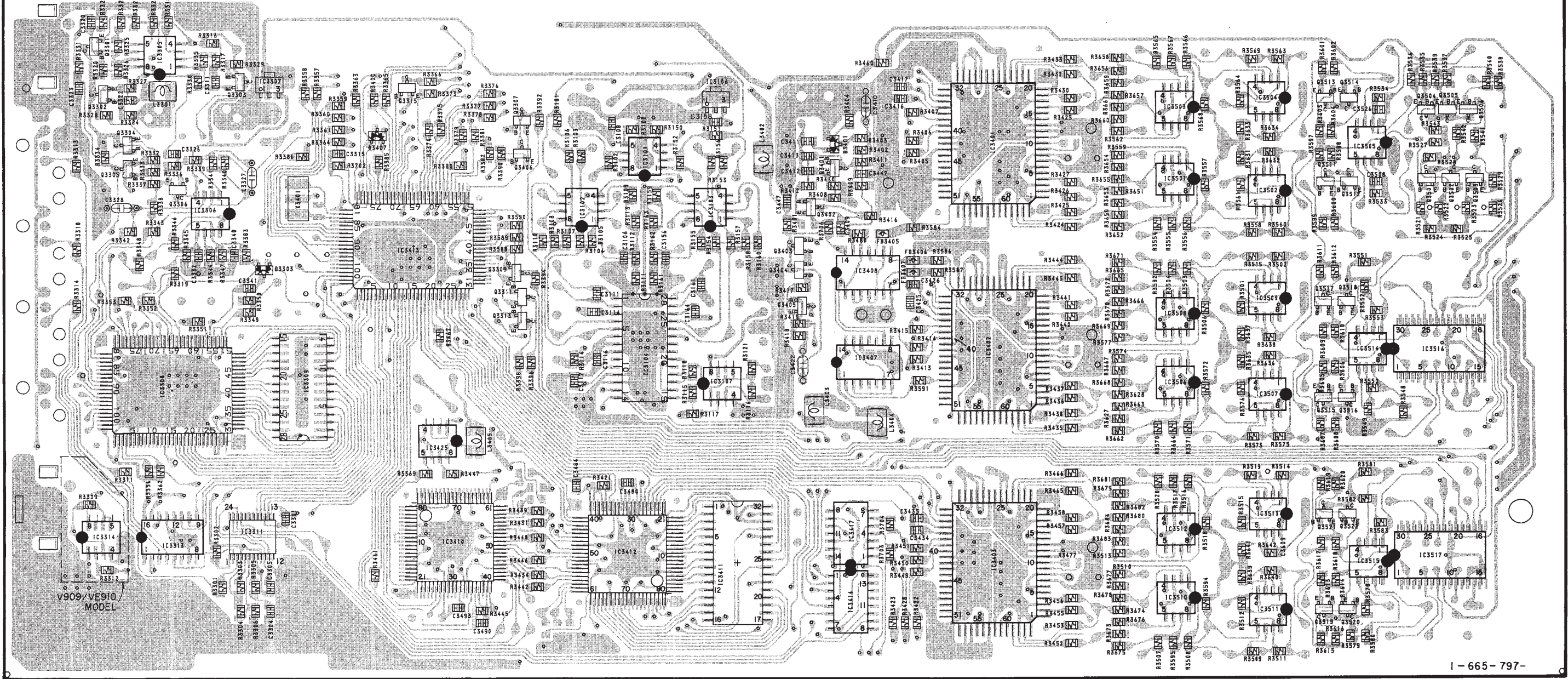


- IC 3304
DAT/MD
OUT
OPTICAL
- IC 3303
DAT/MD
OPTICAL
- IC 3302
CD IN
OPTICAL
- IC 3301
LD/DVD
IN
OPTICAL
- J3302
LD/DVD
IN
AC-3 RF

C DISPLAY BOARD CNS105 (Page 53)
D SUR BOARD CNS403 (Page 23)

F SUR BOARD CNS406 (Page 23)
E SUR BOARD CNS405 (Page 23)

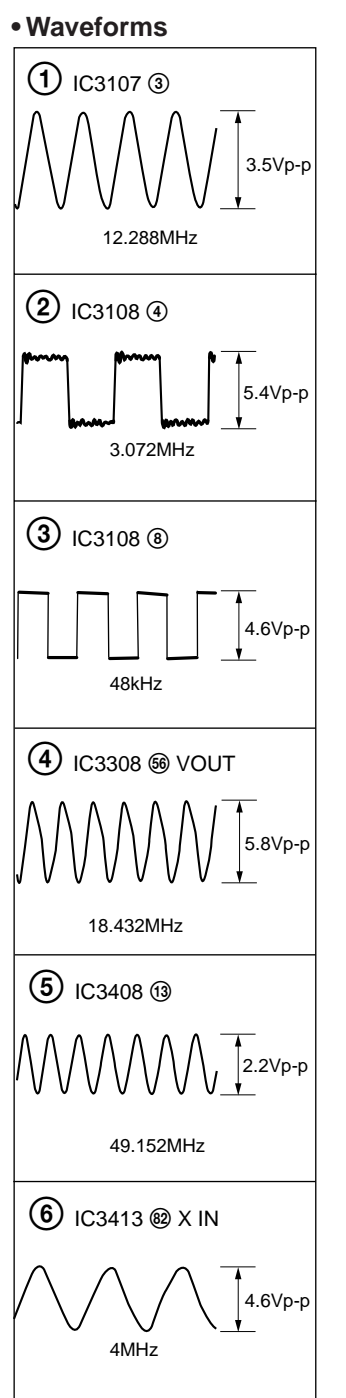
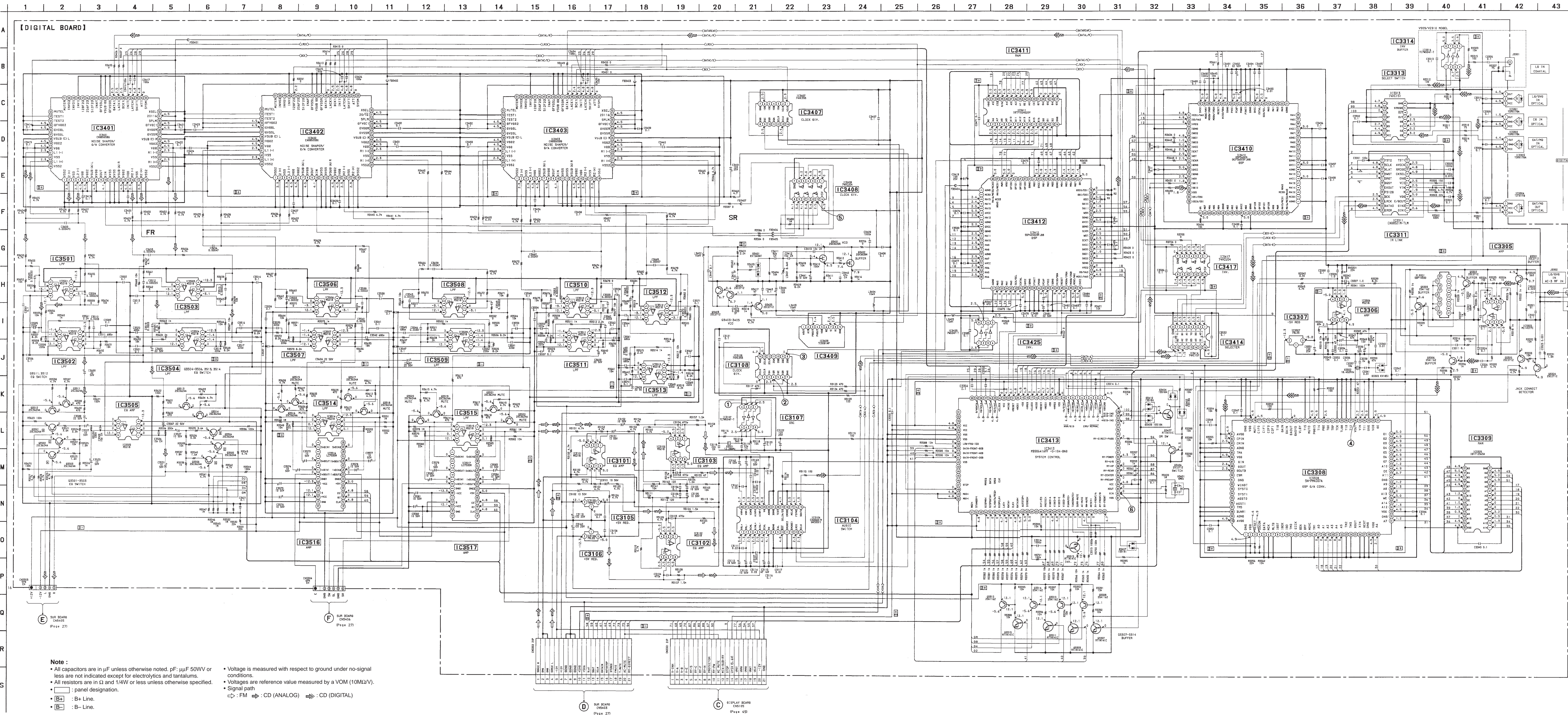
[DIGITAL BOARD] (B SIDE)



• Semiconductor Location

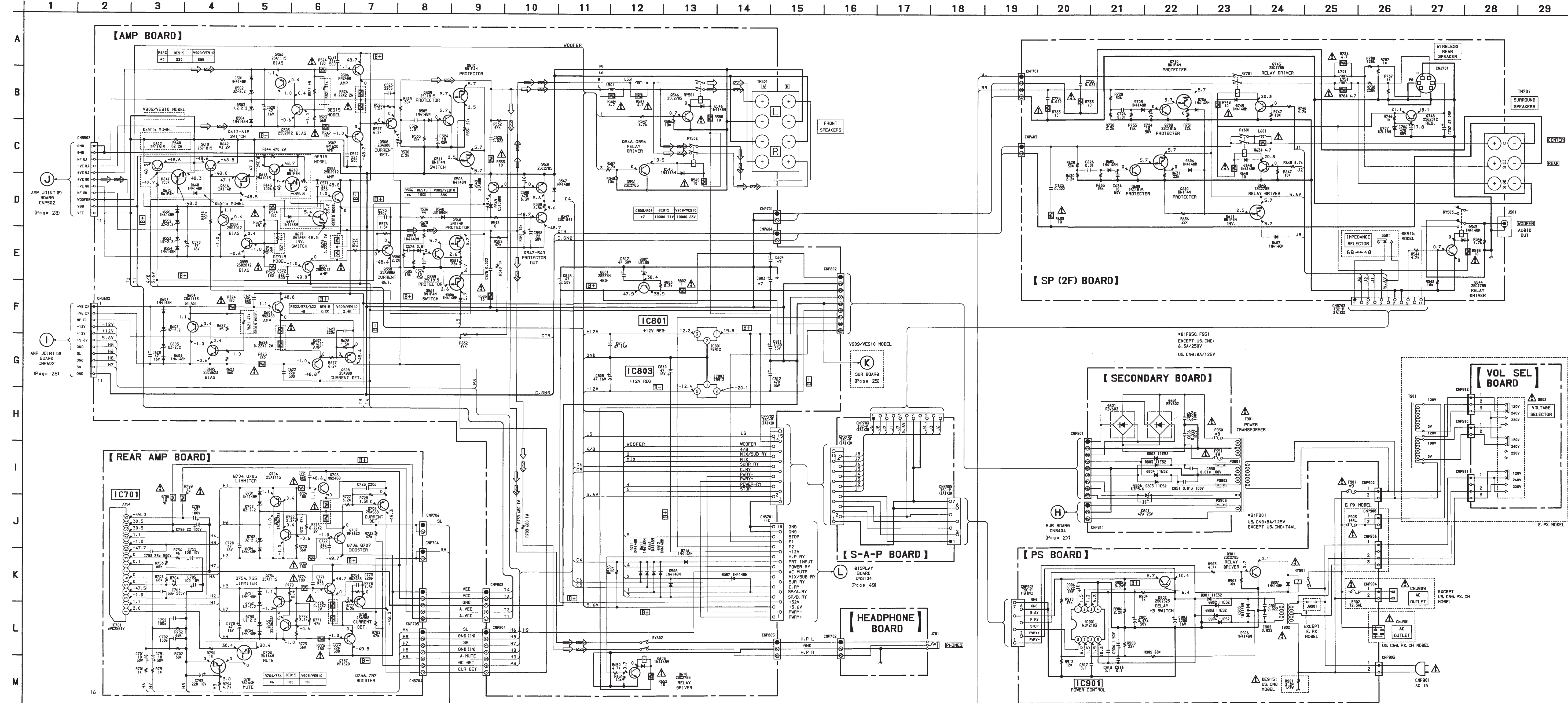
Ref. No.	Location	Ref. No.	Location
D3303	H-4	IC3510	J-10
D3401	G-8	IC3511	J-11
D3402	D-4	IC3512	J-10
D3404	C-4	IC3513	J-11
D3407	G-5	IC3514	I-11
D3409	C-4	IC3515	J-11
D3410	D-4	IC3516	I-12
		IC3517	J-12
IC3101	G-6		
IC3102	H-6	Q3301	G-3
IC3103	H-7	Q3302	G-3
IC3104	I-6	Q3303	G-4
IC3105	E-6	Q3304	G-3
IC3106	G-7	Q3305	G-3
IC3107	I-7	Q3306	H-3
IC3108	C-6	Q3307	G-6
IC3301	D-2	Q3308	B-11
IC3302	D-2	Q3309	H-5
IC3303	C-2	Q3310	D-12
IC3304	C-2	Q3311	H-5
IC3305	G-3	Q3312	D-12
IC3306	H-3	Q3313	H-5
IC3307	G-4	Q3314	D-12
IC3308	I-3	Q3315	G-5
IC3309	I-4	Q3401	G-8
IC3311	J-4	Q3402	H-8
IC3313	J-3	Q3403	H-7
IC3314	J-3	Q3404	H-7
IC3401	G-9	Q3405	H-7
IC3402	I-9	Q3406	G-6
IC3403	J-9	Q3407	D-4
IC3407	I-8	Q3501	H-12
IC3408	H-8	Q3502	H-12
IC3409	C-8	Q3503	H-12
IC3410	J-5	Q3504	G-12
IC3411	J-7	Q3505	G-12
IC3412	J-6	Q3506	G-12
IC3413	H-5	Q3511	G-11
IC3414	J-8	Q3512	H-11
IC3417	J-8	Q3513	G-11
IC3425	I-5	Q3514	G-11
IC3501	G-10	Q3515	I-11
IC3502	H-11	Q3516	I-11
IC3503	G-10	Q3517	H-11
IC3504	G-11	Q3518	H-11
IC3505	G-11	Q3519	J-11
IC3506	I-10	Q3520	J-11
IC3507	I-11	Q3521	J-11
IC3508	H-10	Q3522	J-11
IC3509	H-11		

— : parts extracted from the component side.
— : pattern on the side which is seen.



Note :

- All capacitors are in μF unless otherwise noted. pF : μpF 50WV or less are not indicated except for electrolytics and tantalums.
- All resistors are in Ω and $1/4\text{W}$ or less unless otherwise specified.
- Panel designation.
- B+ : B+ Line.
- B- : B- Line.
- Voltage is measured with respect to ground under no-signal conditions.
- Voltagas are reference value measured by a VOM (10M Ω /V).
- Signal path
- FM : FM \Rightarrow CD (ANALOG) \Rightarrow CD (DIGITAL)



Note :

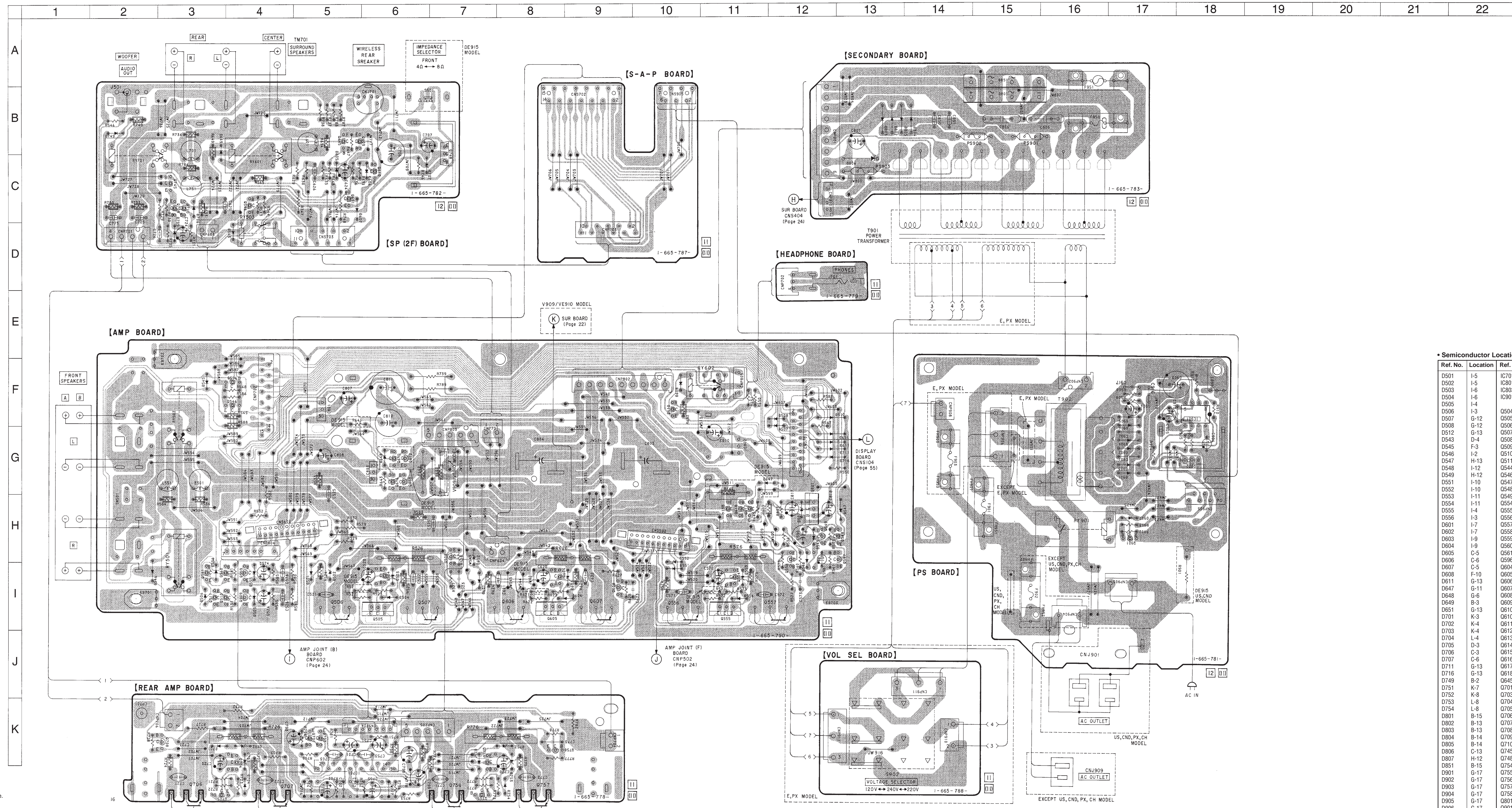
- All capacitors are in μF unless otherwise noted. pF: $\mu\text{F}/50\text{WV}$ or less are not indicated except for electrolytics and tantalums.
- All resistors are in Ω and 1/4W or less unless otherwise specified.
- \square : non flammable resistor.
- \square : panel designation.
- \oplus : + Line.
- \ominus : - Line.

The components identified by mark Δ or dotted line with mark Δ are critical for safety. Replace only with part number specified.

Les composants identifiés par une marque Δ sont critiques pour la sécurité. Ne les remplacer que par une pièce portant le numéro spécifié.

- Voltage is measured with respect to ground under no-signal conditions.
- Voltages are reference value measured by a VOM (10M Ω /V).
- Signal path
- \rightarrow : FM \Rightarrow : CD (ANALOG)
- Abbreviation
- CND : Canadian
- CH : Chinese

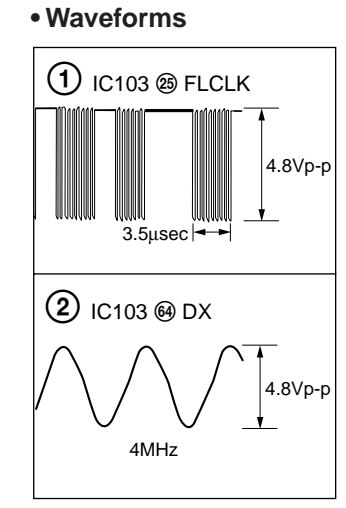
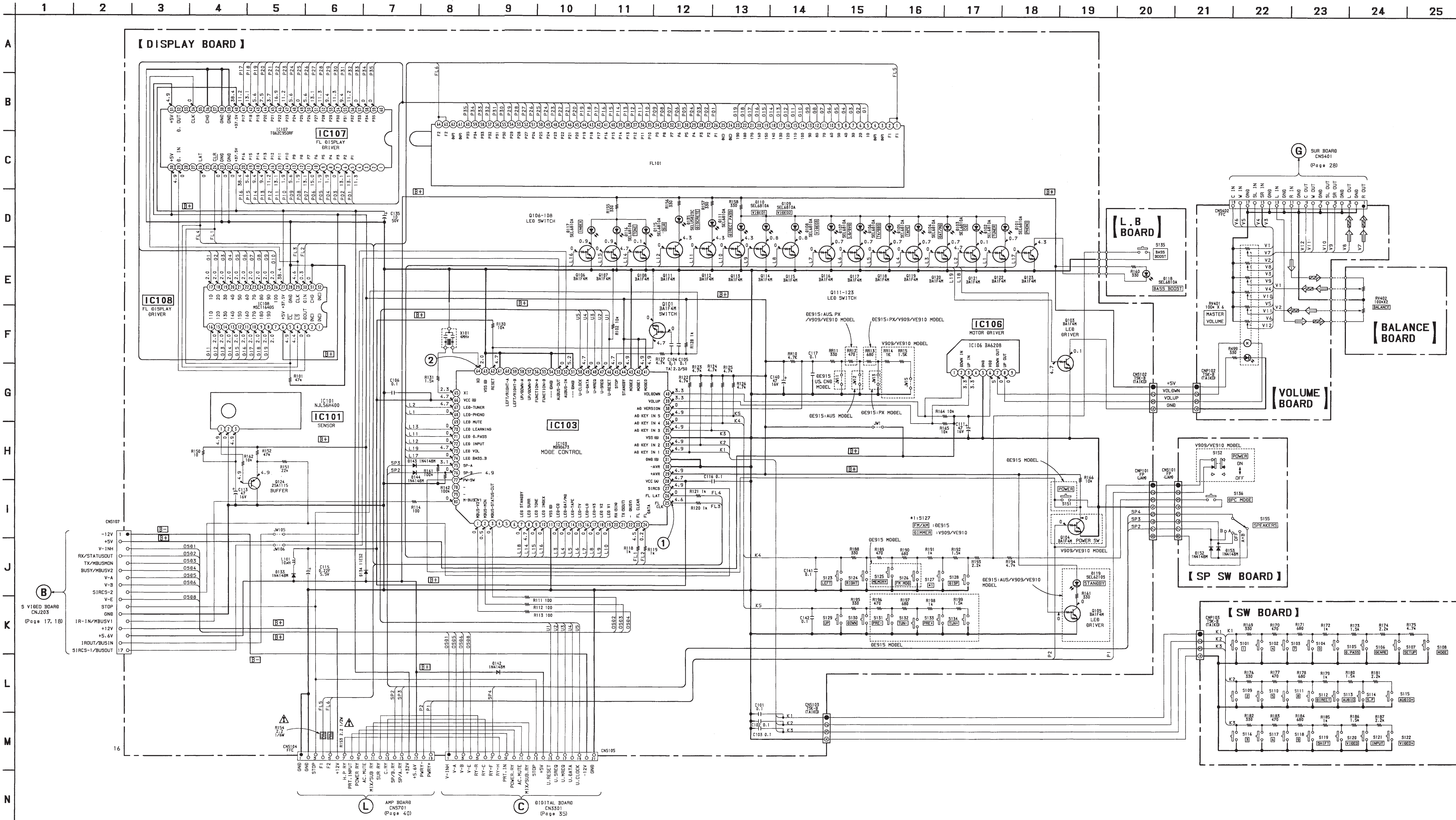
2-12. PRINTED WIRING BOARD — AMP, POWER SUPPLY SECTION —



• Semiconductor Location

Ref. No.	Location	Ref. No.	Location
D501	I-5	IC701	L-5
D502	I-5	IC801	F-5
D503	I-6	IC803	G-6
D504	I-6	IC901	G-18
D505	I-4		
D506	I-3	0504	I-6
D507	G-12	0505	I-6
D508	G-12	0506	I-5
D512	G-13	0507	I-6
D543	D-4	0508	I-7
D545	F-3	0509	I-4
D546	I-2	0510	I-3
D547	H-13	0511	I-3
D548	I-12	0544	C-4
D549	H-12	0546	F-4
D551	I-10	0547	I-13
D552	I-10	0548	H-13
D553	I-11	0549	H-12
D554	I-11	0554	I-11
D555	I-4	0555	I-11
D556	I-3	0556	I-10
D601	I-7	0557	I-11
D602	I-7	0558	I-12
D603	I-9	0559	I-4
D604	I-9	0560	I-3
D605	C-5	0561	I-3
D606	C-6	0596	F-4
D607	C-5	0604	I-8
D608	F-10	0605	I-8
D611	G-13	0606	I-8
D647	G-11	0607	I-9
D648	G-6	0608	I-9
D649	B-3	0609	B-6
D651	G-13	0610	F-10
D701	K-3	0610	C-6
D702	K-4	0611	C-5
D703	K-4	0612	G-6
D704	L-4	0613	G-6
D705	D-3	0614	H-11
D706	C-3	0615	G-6
D707	C-6	0616	G-6
D711	G-13	0617	H-11
D716	G-13	0618	H-11
D749	B-2	0645	B-5
D751	K-7	0701	K-5
D752	K-8	0703	K-5
D753	L-8	0704	K-4
D754	L-8	0705	L-3
D801	B-15	0706	L-3
D802	B-13	0707	L-4
D803	B-13	0708	K-2
D804	B-14	0709	C-3
D805	B-14	0710	C-3
D806	C-13	0745	C-3
D807	H-12	0748	C-7
D851	B-15	0754	K-7
D901	G-17	0755	L-7
D902	G-17	0756	L-7
D903	G-17	0757	L-8
D904	G-17	0758	K-8
D905	G-17	0801	H-12
D906	G-17	0901	H-17
D907	H-17	0902	G-18

Note:
 • : parts extracted from the component side.
 • : pattern on the side which is seen.
 • Abbreviation
 CND : Canadian
 CH : Chinese



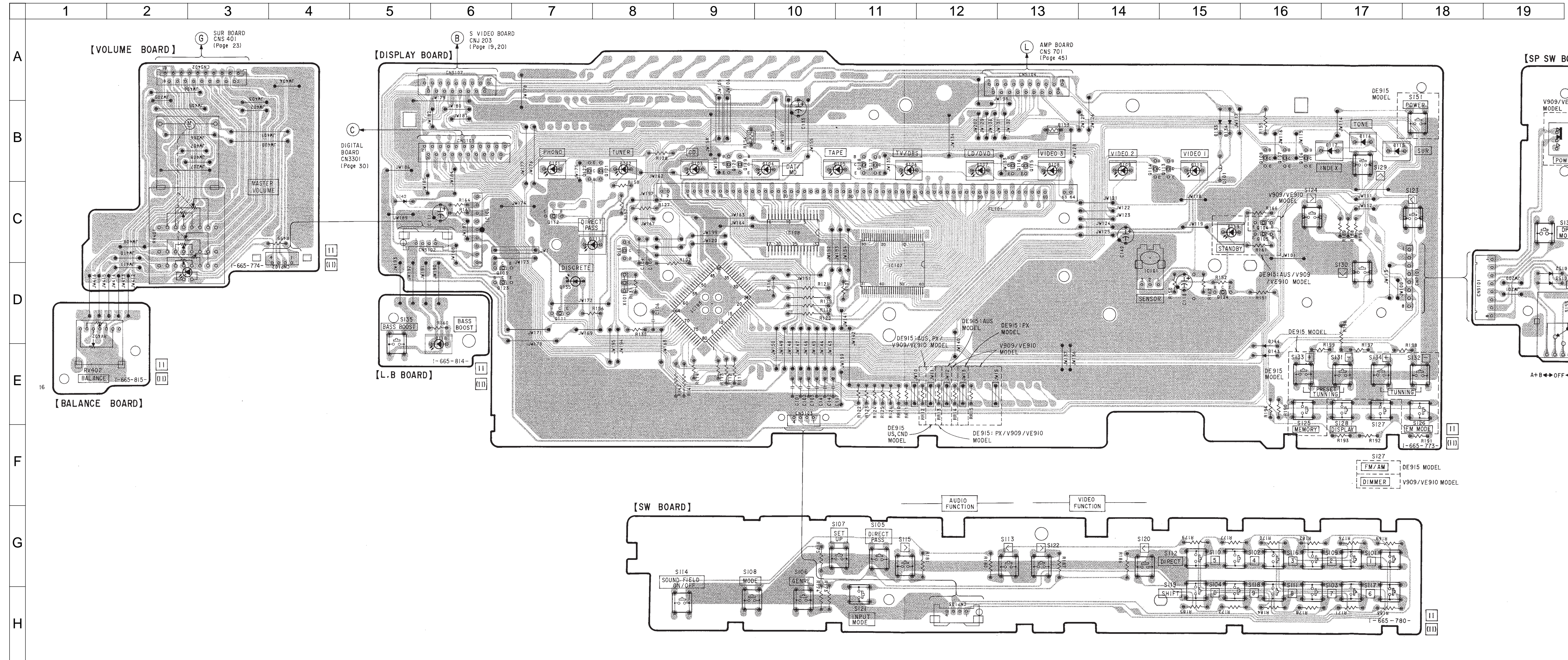
Note:

- All capacitors are in µF unless otherwise noted. pF: µF/50WV or less are not indicated except for electrolytics and tantalums.
- All resistors are in Ω and 1/4W or less unless otherwise specified.
- : non flammable resistor.
- : panel designation.
- B+: B+ Line.
- B-: B- Line.

The components identified by mark Δ or dotted line with mark Δ are critical for safety. Replace only with part number specified.

Les composants identifiés par une marque Δ sont critiques pour la sécurité. Ne les remplacer que par une pièce portant le numéro spécifié.

• Voltage is measured with respect to ground under no-signal conditions.
• Voltages are reference value measured by a VOM (10MΩ/V).
• Signal path
• FM ⇌ CD (ANALOG)
• Abbreviation
CND : Canadian
CH : Chinese

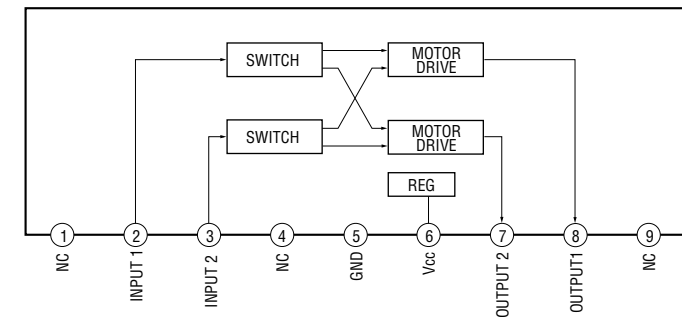


Semiconductor Location	
Ref. No.	Location
D101	B-7
D102	B-8
D103	B-9
D104	B-10
D105	B-11
D106	B-11
D107	B-12
D108	B-13
D109	B-14
D110	B-15
D111	C-8
D115	B-18
D116	B-17
D117	B-17
D118	E-6
D119	C-15
D133	B-15
D134	B-15
D135	D-7
D142	C-5
D143	E-16
D144	E-16
D152	D-19
D153	D-19
IC101	D-14
IC103	D-9
IC106	C-6
IC107	D-11
IC108	C-10
Q101	C-8
Q103	D-6
Q104	C-16
Q105	C-16
Q106	B-16
Q107	B-16
Q108	B-16
Q111	D-7
Q112	C-7
Q113	B-15
Q114	B-15
Q115	B-13
Q116	B-13
Q117	B-11
Q118	B-11
Q119	B-9
Q120	B-9
Q121	B-8
Q122	B-7
Q123	D-6
Q124	D-15

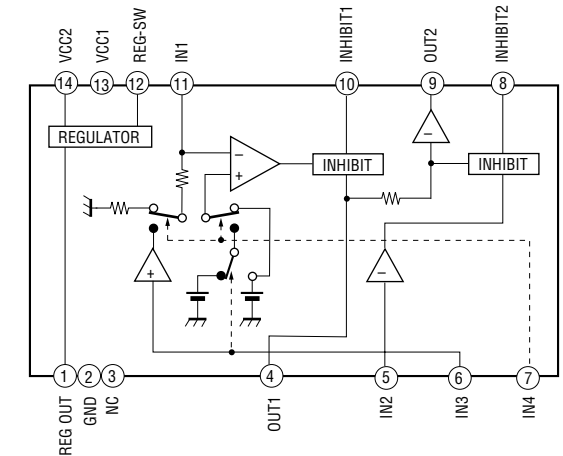
Note :
 ○ : parts extracted from the component side.
 — : pattern on the side which is seen.
 Abbreviation
 CND : Canadian
 CH : Chinese

2-15. IC BLOCK DIAGRAMS

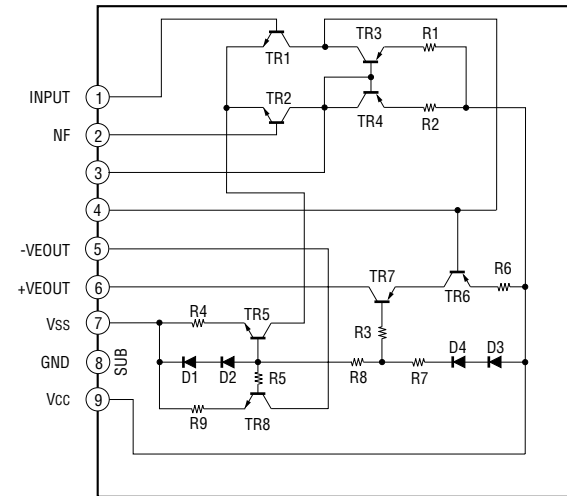
IC106 BA6208



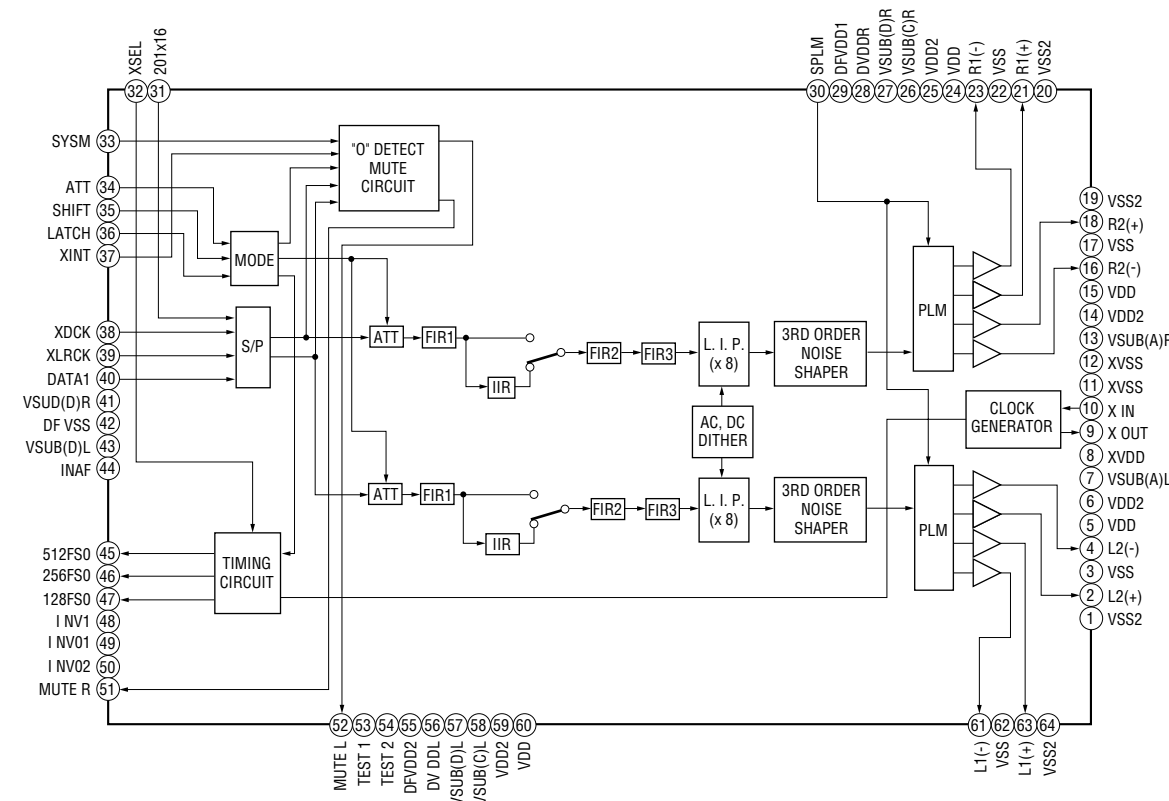
IC223 NJM2129D



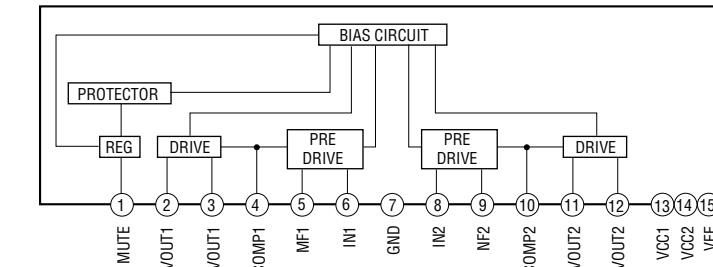
IC601 STK350-230



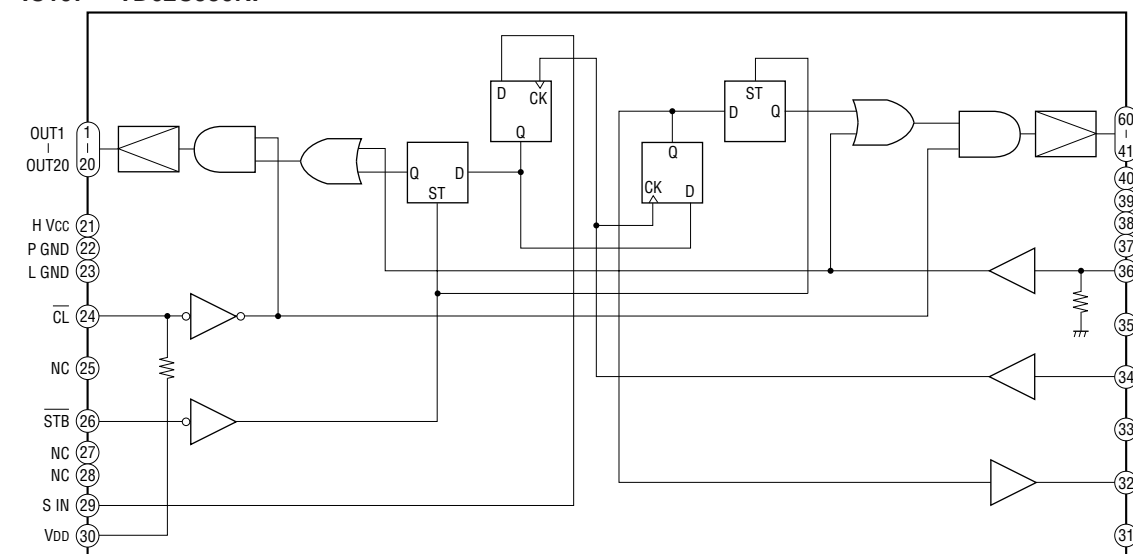
IC3401, 3402, 3403 CXD8505BQ



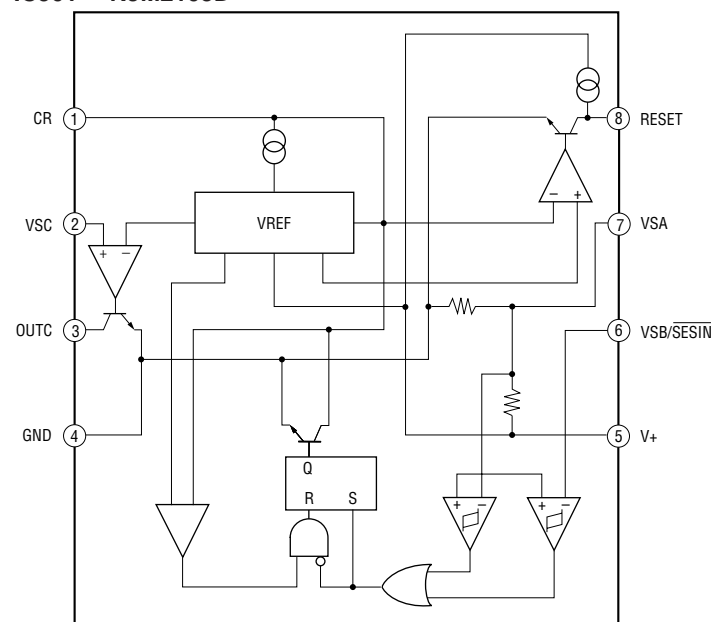
IC501, 701 uPC2581V



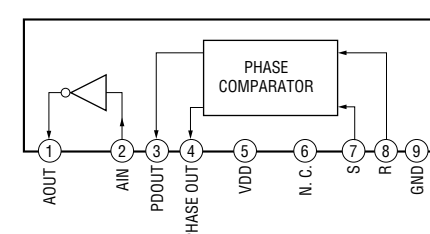
IC107 TD62C950RF



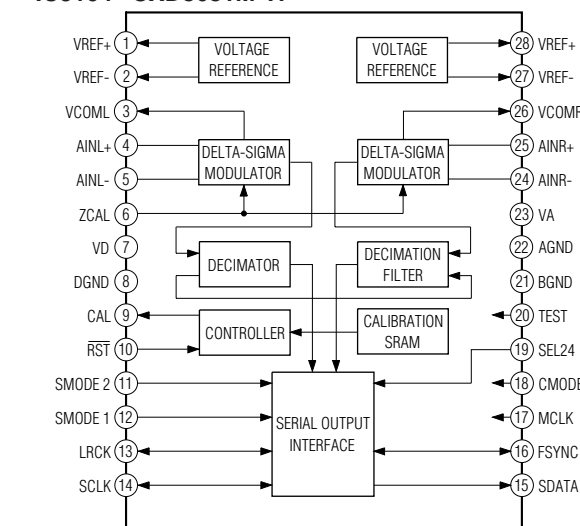
IC901 NJM2103D



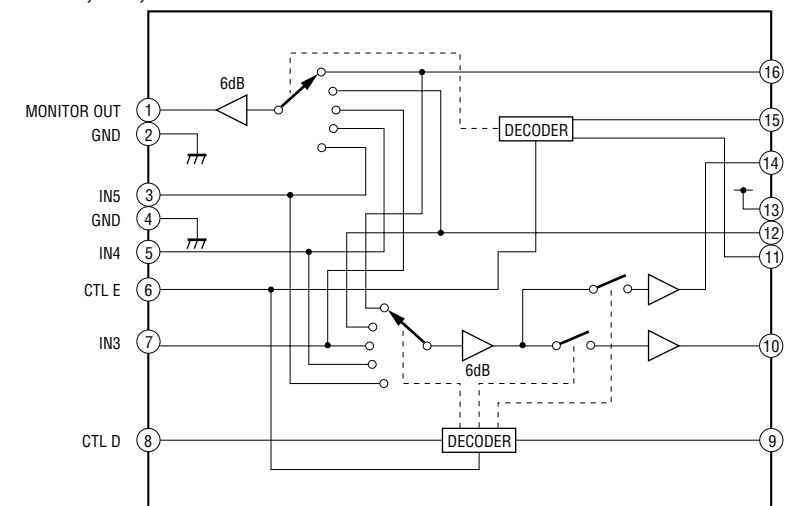
IC3409 TC5081AP



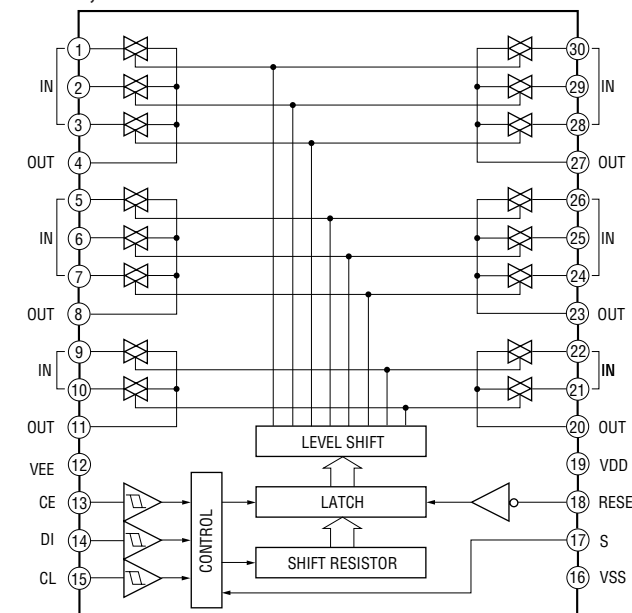
IC3104 CXD8681M-TP



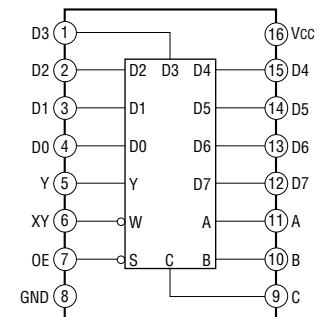
IC203, 204, 211 SN761200



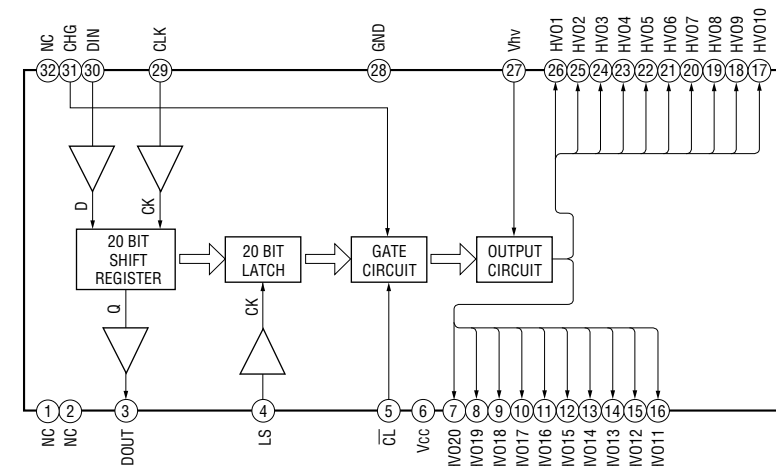
IC301, 303 LC7822



IC3313 TC74HC151AF-TP1



IC108 MSC1164GS-K



2-16. IC PIN FUNCTION

• IC103 MB90673PF-G-206-BND (MODE CONTROL)

Pin No.	Pin Name	I/O	Description
1	MBUS-V2	I	M-BUS (VIDEO2) input.
2	MBUS-MON	I	M-BUS (MONITOR) input.
3	STATUS-OUT	O	M-BUS status output.
4	N.C.	—	Not used.
5	N.C.	—	Not used.
6	N.C.	—	Not used.
7	LED-STBY	O	LED output (STANDBY).
8	LED-SURR	O	LED output (DPC: SUR).
9	LED-TONE	O	LED output (DPC: EQ).
10	LED-INDEXT	O	LED output (DPC: INDEX).
11	V _{SS}	—	Ground.
12	LED-CD	O	LED output (CD).
13	LED-DAT/MC	O	LED output (DAT/MD).
14	LED-TAPE	O	LED output (TAPE).
15	LED-TV	O	LED output (TV).
16	LED-LD	O	LED output (LD).
17	LED-V3	O	LED output (VIDEO3).
18	LED-V2	O	LED output (VIDEO2).
19	LED-V1	O	LED output (VIDEO1).
20	RX	—	Not used.
21	TX	—	Not used.
22	BUSY	—	Not used.
23	FLCLR	O	FL clear output (FL tube).
24	FLDAT	O	FL data output (FL tube).
25	FLCLK	O	FL clock output (FL tube).
26	FLLAT	O	FL latch output (FL tube).
27	SIRCS	I	SIRCS remote control signal input.
28	AV _{CC}	—	5V.(Backup power supply)
29	AVR +	—	5V.
30	AVR -	—	Ground.
31	AV _{SS}	—	Ground.
32	ADKIN1	I	AD KEY input 1 [Open drain]
33	ADKIN2	I	AD KEY input 2 [Open drain]
34	V _{SS}	—	Ground.
35	ADKIN3	I	AD KEY input 3 [Open drain].
36	ADKIN4	I	AD KEY input 4 [Open drain].
37	ADKIN5	I	AD KEY input 5 [Open drain].
38	AD-VERSION	I	AD VERSION input [Open drain].
39	VOLUP	O	VOLUME UP.
40	VOLDOWN	O	VOLUME DOWN.
41	MD0	I	Mode setting, High (Backup power supply).
42	MD1	I	Mode setting, High (Backup power supply).
43	MD2	I	Mode setting, Low.
44	STANDBY	I	STOP input.
45	STOP	I	Hardware standby, High.
46	U-RESET	O	Reset signal. (Control microprocessor).
47	U-SREQ	I	Salve request & data. (Control microprocessor).
48	U-MREQ	O	Master request. (Control microprocessor).
49	U-DATA	O	Master data. (Control microprocessor).
50	U-CLOCK	O	Master clock. (Control microprocessor).

Pin No.	Label Name	I/O	Description
51	GND	—	L: HiFi, H: ES.
52	AUBUS IN	I	Control-A1.
53	AUBUS OUT	O	Control-A1.
54	GND	—	Ground.
55	EN-FNC.B	I	Encoder input (Function-B).
56	EN-FNC.A	I	Encoder input (Function-A).
57	UP/DOWN-B	—	Not used.
58	UP/DOWN-A	—	Not used.
59	LEFT/RIGHT-B	—	Not used.
60	LEFT/RIGHT-A	—	Not used.
61	GND	—	Ground.
62	RESET	I	Reset.
63	Vss	—	Ground.
64	X0	O	Ceramic oscillator, 4 MHz.
65	X1	I	Ceramic oscillator, 4 MHz.
66	Vcc	—	5V (Backup power supply).
67	LED- TUNER	O	LED output (TUNER).
68	LED-PHONO	O	LED output (PHONO).
69	LED-MUTE	O	LED output (MUTE).
70	LED-LEARN	O	LED output (IR-LEARN).
71	LED-DIRECT	O	LED output (DIRECT PASS).
72	LED-INPUT	O	LED output (DISCRETE).
73	LED-VOL	O	LED output (VOLUME).
74	LED-BASSB	O	LED output (BASS BOOST).
75	SP-A	I	SPEAKER A signal input.
76	SP-B	I	SPEAKER B signal input.
77	PW-SW	I	POWER key input.
78	LED-TV (V)	O	LED output (TV) for video.
79	LED-LD (V)	O	LED output (LD) for video.
80	MBUS-V1	I	M-BUS (VIDEO 1) input.

• IC3413 MB90641APF-G-104BND (SYSTEM CONTROL)

Pin No.	Pin Name	I/O	Description
1	RF-ERR	I	RF demodulator error signal.
2	RF-RESET	O	RR demodulator reset.
3	STOP	I	Stop in.
4	RDATA	I	DIR LC8905V data.
5	WDATA	O	DIR LC8905V write data.
6	DIRLAT	O	DIR LC8905V latch.
7	DIRCLK	O	DIR LC8905V clock.
8	DIRERR	I	DIR LC8905V error.
9	ANA/DIG	O	Analog/Digital.
10	A/DINT	O	A/D Converter AK5390 init.
11	V _{ss}	—	Ground.
12	HREQ	I	DSP56009 SHI HREQ.
13	SS	O	DSP56009 SHI SS.
14	MOSI	O	DSP56009 SHI MOSI.
15	RESET	O	DSP56009 SHI reset.
16	MISO	I	DSP56009 SHI MISO.
17	CLOCK	O	DSP56009 SHI clock.
18	HREQ	I	DSP56009 SHI HREQ.
19	SS	O	DSP56009 SHI SS.
20	MOSI	O	DSP56009 SHI MOSI.
21	RESET	O	DSP56009 SHI reset.
22	MISO	I	DSP56009 SHI MISO.
23	V _{cc}	—	+5V.
24	CLOCK	O	DSP56009 SHI clock.
25	D/AINT	O	DF+DA CX8505BQ init.
26	D/ALAT	O	DF+DA CX8505BQ latch.
27	C	—	Connect to capacitor.
28	D/ACLK	O	DF+DA CX8505BQ clock.
29	D/ADATA	O	DF+DA CX8505BQ data.
30	N.C	—	Not used.
31	N.C	—	Not used.
32	N.C	—	Not used.
33	N.C	—	Not used.
34	V _{cc}	—	+5V.
35	V _{cc}	—	+5V.
36	V _{ss}	—	Ground.
37	V _{ss}	—	Ground.
38	LOW-FRQ-IED	I	Low frequency signal.
39	GAIN-FRONT-8DB	O	Front out +8db.
40	GAIN-FRONT-4DB	O	Front out +4db.
41	GAIN-FRONT-2DB	O	Front out +2db.
42	V _{ss}	—	Ground.
43	N.C	—	Not used.
44	N.C	—	Not used.
45	N.C	—	Not used.
46	N.C	—	Not used.
47	N.C	—	Not used.
48	STOP	I	Power check.
49	MD0	I	Mode setting, HIGH.
50	MD1	I	Mode setting, HIGH.

Pin No.	Pin Name	I/O	Description
51	MD2	I	Mode setting, LOW.
52	STANDBY	I	Standby swtch.
53	N.C	—	Not used.
54	DISPMR	I	display master request.
55	DISPDATA	I	display data.
56	SLVDATA/REQ	O	Slave Data/Request.
57	DISPCLK	I	Display clock.
58	LAT	O	LC latch.
59	DATA	O	LC data.
60	CLK	O	LC clock.
61	DATA IN	I	PLL data.
62	AU STOP	I	PLL auto stop.
63	STEREO	I	PLL stereo.
64	N.C	—	Not used.
65	N.C	—	Not used.
66	HIFI/ES	I	Hifi/ES select.
67	PROTEC	I	Protector.
68	VIDE-A	O	Video select A.
69	VIDE-B	O	Video select B.
70	VIDE-E	O	Video select E.
71	VIDEO-INH	O	Video output inhibit.
72	FUN-MUTE	O	Function mute.
73	TUNER-MUTE	O	Tuner mute.
74	SURR-MUTE	O	Surround mute.
75	AC-MUTE	O	All mute.
76	RM-MUTE	O	“-20db” mute.
77	RESET	I	Reset.
78	RY-FRONT/A	O	Front speakers B relay.
79	RY-FRONT/B	O	Front speakers A relay.
80	RY FRONT	O	Front speakers relay.
81	Vss	—	Ground.
82	X IN	I	4MHz OSC out.
83	X OUT	O	4MHz OSC in.
84	Vcc	—	+5V.
85	RY-PRE AMP	O	Pre amplifier relay.
86	RY-CENTER	O	Center speaker relay.
87	RY-REAR	O	Rear speaker relay.
88	RY-HP	O	Headphone relay.
89	RY-4/8	O	Speaker 4/8 relay.
90	RY-POWER	O	Power relay.
91	N.C	—	Not used.
92	N.C	—	Not used.
93	N.C	—	Not used.
94	RY-DIRECT-PASS	O	Direct pass.
95	N.C	—	Not used.
96	N.C	—	Not used.
97	N.C	—	Not used.
98	DIG-IN2	O	Digital input select 2.
99	DIG-IN1	O	Digital input select 1.
100	DIG-IN0	O	Digital input select 0.

• IC3308 DOLBY AC-3 demodulator (SN-PM4007A)

Pin No.	Pin Name	I/O	Description
1	GND	—	Ground
2	VDD	—	+5V power supply
3	RESET	I	System reset input “L” : reset
4	OSCON	I	Oscillation control signal input “H” : ON
5	DATA	I	Test pin (Connected to ground)
6	MCK	I	Test pin (Connected to ground)
7	MLTB	I	Test pin (Connected to ground)
8	IDST	O	Test pin (Open)
9	IDCK	O	Test pin (Open)
10	IDO	O	Test pin (Open)
11	TM0	I	Test pin (Connected to ground)
12	ECCK	O	Test pin (Open)
13	DEN	O	Test pin (Open)
14	DRY	O	Test pin (Open)
15	MSYC	O	Test pin (Open)
16	TM1	I	Test pin (Connected to ground)
17	A0	O	Address data output to SRAM
18	A1	O	Address data output to SRAM
19	A2	O	Address data output to SRAM
20	A3	O	Address data output to SRAM
21	A4	O	Address data output to SRAM
22	A5	O	Address data output to SRAM
23	TM2	I	Test pin (Connected to ground)
24	TM3	I	Test pin (Connected to ground)
25	XOUT	O	Test pin (Open)
26	XIN	I	Test pin (Connected to ground)
27	XENT	I	Test pin (Connected to ground)
28	GND	—	Ground
29	VDD	—	+5V power supply
30	A6	O	Address data output to SRAM
31	A7	O	Address data output to SRAM
32	GND	—	Ground
33	VDD	—	+5V power supply
34	A12	O	Address data output to SRAM
35	A14	O	Address data output to SRAM
36	WE	O	Write enable signal output to SRAM “L” : active
37	A13	O	Address data output to SRAM
38	A8	O	Address data output to SRAM
39	A9	O	Address data output to SRAM
40	GND	—	Ground
41	A11	O	Address data output to SRAM
42	OE	O	Output enable output to SRAM
43	A10	O	Address data output to SRAM
44	D7	I/O	Data bus input/output with SRAM
45	D6	I/O	Data bus input/output with SRAM
46	D5	I/O	Data bus input/output with SRAM
47	D4	I/O	Data bus input/output with SRAM
48	D3	I/O	Data bus input/output with SRAM
49	D2	I/O	Data bus input/output with SRAM
50	D1	I/O	Data bus input/output with SRAM

Pin No.	Pin Name	I/O	Description
51	D0	I/O	Data bus input/output with SRAM
52	VDD	—	+5V power supply
53	GND	—	Ground
54	TI1	I	Test pin (Connected to VDD)
55	VIN	I	VCXO input (18.432MHz)
56	VOUT	O	VCXO output (18.432MHz)
57	TI2	I	Test pin (Connected to Ground)
58	TI3	I	Test pin (Connected to Ground)
59	TLD8	I	Test pin (Connected to Ground)
60	TCK	I	Test pin (Connected to Ground)
61	TRP	O	Test pin (Open)
62	TD0	O	Test pin (Open)
63	PD0	O	Output of internal phase comparator (3 state)
64	TI4	I	Test pin (Connected to Ground)
65	PDDIS	I	PDO output control input "L" : output ON
66	MUTO	O	Mute signal output "H" : mute
67	TI5	I	Test pin (Connected to Ground)
68	VLDY	O	Test pin (Open)
69	DASYO	O	Test pin (Open)
70	DAOUT	O	Digital-out signal output (Serial data stream output)
71	DAIN	I	Digital external input Through out to DAOUT when DASEL is "H" (Not used)
72	DASEL	I	Digital-out selection input (Not used)
73	TI8	I	Test pin (Connected to Ground)
74	C2F1	O	C2 error correction state display Outputs if corrected properly (Not used)
75	C2F0	O	C2 error correction state display Outputs number of errors at C2 (Not used)
76	C1F1	O	C2 error correction state display Outputs whether error is present at C1 (Not used)
77	C1F0	O	C2 error correction state display Outputs number of errors at C1 (Not used)
78	MUTI	I	Muting input "H" mute
79	VDD	—	+5V power supply
80	GND	—	Ground
81	AVDD	—	+5V power supply (Analog)
82	CPIN	I	Comparator input (+) (QPSK input)
83	CMIN	I	Comparator input (-)
84	AGND	—	Ground (Analog)
85	TM4	I	Test pin (Connected to ground)
86	VDD	—	+5V power supply
87	DIN	I	Test pin (Connected to ground)
88	DOUT	O	Compare output
89	DOUTB	O	Compare inverted output
90	C9M	O	9.216MHz output (Open)
91	GND	—	Ground
92	WINGT	O	Test pin (Connected to ground)
93	SYST0	O	Test pin (Connected to ground)
94	SYST1	O	Test pin (Connected to ground)
95	ADST0	O	Test pin (Connected to ground)
96	ADST1	O	Test pin (Connected to ground)
97	TM5	I	Test pin (Open)
98	BUNRI	I	Test pin (Open)
99	AGND	—	Ground (Analog)
100	AVDD	—	+5V power supply (Analog)

• IC3311 Digital Audio Interface Receiver (CXD8521M)

Pin No.	Pin Name	I/O	Description
1	DIN1	I	Data input with built-in amplifier (Responding to the coaxial optical module)
2	DIN2	I	Data input (Responding to the optical module)
3	E/DOUT	O	Emphasis, input bi-phase, validity flag output
4	VDD	—	Power supply (+5V)
5	R	I	VCO gain control input (Fixed at “H”)
6	VIN	I	VCO freerunning frequency setting input
7	VCO	O	LPF setting of PLL (Fixed at “L”)
8	GND	—	Ground
9	CKSEL	I	System clock select input (384fs, 512fs) (Connected to the power supply.)
10	XMODE	I	Reset input
11	AVOCK	I	Clock input for preventing PLL lock failure
12	TST1	I	Test input (Normally “L”)
13	TST2	I	
14	SCLK	I	Microcomputer IF clock input
15	XLAT	I	Microcomputer IF latch/chip enable input
16	SWDT	I	Microcomputer IF write data input
17	SRDT	O	Microcomputer IF read data output
18	DQSY	O	Microcomputer IF Sub-Q sync and ID sync output (Not used)
19	CKOUT	O	VCO clock output (Freerunning, 384fs, 512fs) (Not used)
20	FS128	O	128fs clock output (Not used)
21	BCK	O	Bit clock output
22	LRCK	O	L/R clock output
23	DATAO	O	Audio data output
24	EROR	O	PLL lock error mute output

• IC3410 Digital Signal Processor (DSP56009FJ88F)

Pin No.	Pin Name	I/O	Description
1	AGND	—	Address buffer ground
2	MCS0	O	Chip select 0 output to S-RAM (Not used)
3	MCS3	O	Chip select 3 output to S-RAM (Not used)
4	MA14	O	Address data output to S-RAM (Not used)
5	MA13	O	
6	AVCC	—	Address bus buffer power supply (+5V)
7	MA12	O	Address data output to S-RAM(Not used)
8	AGND	—	Ground for address bus buffer
9	QVCC	—	Power supply for internal logic (+5V)
10	QGND	—	Ground for internal logic
11	MA11	O	Address data output to S-RAM (Not used)
12	MA10	O	
13	MA9	O	
14	MA8	O	
15	AGND	—	Ground for address bus buffer
16	MA7	O	Address data output to S-RAM (Not used)
17	AVCC	—	Power supply for address bus buffer (+5V)
18	MA6	O	Address data output to S-RAM (Not used)
19	MA5	O	
20	MA4	O	
21	AGND	—	Ground for address bus buffer
22	MA3	O	Address data output to S-RAM (Not used)
23	MA2	O	
24	MA1	O	
25	MA0	O	
26	SCK	I	SPI serial clock signal input from system controller
27	EXTAL	I	External frequency input (3 MHz)
28	QVCC	—	Power supply for internal logic (+5V)
29	QGND	—	Ground for internal logic
30	PINIT	I	PLL initialize input (Fixed at “L”)
31	PGND	—	Ground for PLL
32	PCAP	I	PLL filter input (Connected to 0.01 μ F capacitor)
33	PVCC	—	Power supply for PLL (+5V)
34	SGND	—	Ground for serial port
35	MISO	I	Master data signal input from system controller
36	RESET	I	Reset signal input from system controller
37	MODA	I	Mode select A (Fixed at “H”)
38	MODB	I	Mode select B (Fixed at “L”)
39	MODC	I	Mode select C (Fixed at “H”)
40	SVCC	—	Power supply for serial port (+5V)

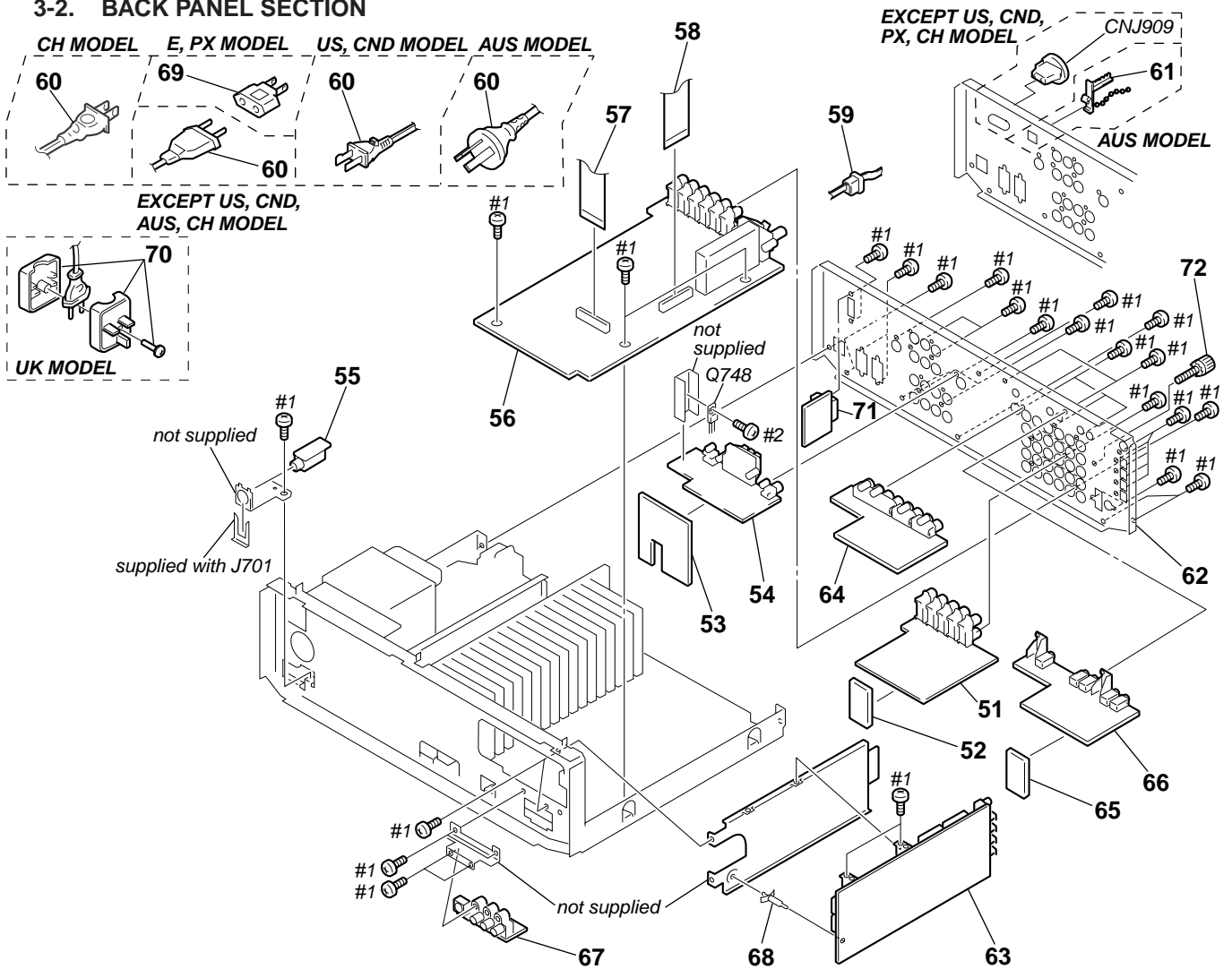
Pin No.	Pin Name	I/O	Description
41	MOSI	O	Master data signal output to system controller
42	SS	I	SPI slave select signal input from system controller
43	HREQ	I	Host request signal input from system controller
44	SGND	—	Ground for serial port
45	SDO2	O	Audio serial data 2 signal output (Not used)
46	SDO1	O	Audio serial data 1 signal output
47	SDO0	O	Audio serial data 0 signal output
48	SVCC	—	Power supply for serial port (+5V)
49	SCKT	O	Serial clock transmission
50	WST	O	Word select transmission
51	SCKR	I	Serial clock reception
52	QGND	—	Ground for internal logic
53	QVCC	—	Power supply for internal logic (+5V)
54	SGND	—	Ground for serial port
55	WSR	I	Word select reception
56	SDI1	I	Audio serial data 1 signal input
57	SDI0	I	Audio serial data 0 signal input
58	DSO	O	Debug serial signal output (Not used)
59	DSI	I	Debug serial signal input (Not used)
60	DSCK	I	Debug serial clock signal input (Not used)
61	DR	I	Debug request input (Fixed at "H")
62	MD7	I/O	Data input/output with S-RAM (Not used)
63	MD6	I/O	
64	MD5	I/O	
65	MD4	I/O	
66	DGND	—	Ground for data bus buffer
67	MD3	I/O	Data input/output with S-RAM (Not used)
68	MD2	I/O	
69	MD1	I/O	
70	DVCC	—	Power supply for data bus buffer (+5V)
71	MD0	I/O	Data input/output with S-RAM (Not used)
72	DGND	—	Ground for data bus buffer
73	GPIO3	I/O	General DSP input/output (Not used)
74	GPIO2	I/O	
75	GPIO1	I/O	
76	GPIO0	I/O	
77	MRD	O	Write strobe signal output to S-RAM (Not used)
78	MWR	O	Read strobe signal output to S-RAM (Not used)
79	MRAS	O	Low address strobe signal output to S-RAM (Not used)
80	MCAS	O	Column address strobe signal output to S-RAM (Not used)

• IC3412 Digital Signal Processor (SSP424023FJ88)

Pin No.	Pin Name	I/O	Description
1	AGND	—	Address buffer ground
2	MCS0	O	Chip select 0 output to S-RAM (Not used)
3	MCS3	O	Chip select 3 output to S-RAM
4	MA14	O	Address data output to S-RAM
5	MA13	O	
6	AVCC	—	Address bus buffer power supply (+5V)
7	MA12	O	Address data output to S-RAM
8	AGND	—	Ground for address bus buffer
9	QVCC	—	Power supply for internal logic (+5V)
10	QGND	—	Ground for internal logic
11	MA11	O	Address data output to S-RAM
12	MA10	O	
13	MA9	O	
14	MA8	O	
15	AGND	—	Ground for address bus buffer
16	MA7	O	Address data output to S-RAM
17	AVCC	—	Power supply for address bus buffer (+5V)
18	MA6	O	Address data output to S-RAM
19	MA5	O	
20	MA4	O	
21	AGND	—	Ground for address bus buffer
22	MA3	O	Address data output to S-RAM
23	MA2	O	
24	MA1	O	
25	MA0	O	
26	SCK	I	SPI serial clock signal input from system controller
27	EXTAL	I	External frequency input (3 MHz)
28	QVCC	—	Power supply for internal logic (+5V)
29	QGND	—	Ground for internal logic
30	PINIT	I	PLL initialize input (Fixed at “L”)
31	PGND	—	Ground for PLL
32	PCAP	I	PLL filter input (Connected to 0.01 mF capacitor)
33	PVCC	—	Power supply for PLL (+5V)
34	SGND	—	Ground for serial port
35	MISO	I	Master data signal input from system controller
36	RESET	I	Reset signal input from system controller
37	MODA	I	Mode select A (Fixed at “H”)
38	MODB	I	Mode select B (Fixed at “L”)
39	MODC	I	Mode select C (Fixed at “H”)
40	SVCC	—	Power supply for serial port (+5V)

Pin No.	Pin Name	I/O	Description
41	MOSI	O	Master data signal output to system controller
42	SS	I	SPI slave select signal input from system controller
43	HREQ	I	Host request signal input from system controller
44	SGND	—	Ground for serial port
45	SDO2	O	Audio serial data 2 signal output
46	SDO1	O	Audio serial data 1 signal output
47	SDO0	O	Audio serial data 0 signal output
48	SVCC	—	Power supply for serial port (+5V)
49	SCKT	O	Serial clock transmission
50	WST	O	Word select transmission
51	SCKR	I	Serial clock reception
52	QGND	—	Ground for internal logic
53	QVCC	—	Power supply for internal logic (+5V)
54	SGND	—	Ground for serial port
55	WSR	I	Word select reception
56	SDI1	I	Audio serial data 1 signal input
57	SDI0	I	Audio serial data 0 signal input
58	DSO	O	Debug serial signal output (Not used)
59	DSI	I	Debug serial signal input (Not used)
60	DSCK	I	Debug serial clock signal input (Not used)
61	DR	I	Debug request input (Fixed at "H")
62	MD7	I/O	Data input/output with S-RAM
63	MD6	I/O	
64	MD5	I/O	
65	MD4	I/O	
66	DGND	—	Ground for data bus buffer
67	MD3	I/O	Data input/output with S-RAM
68	MD2	I/O	
69	MD1	I/O	
70	DVCC	—	Power supply for data bus buffer (+5V)
71	MD0	I/O	Data input/output with S-RAM
72	DGND	—	Ground for data bus buffer
73	GPIO3	I/O	General DSP input/output (Not used)
74	GPIO2	I/O	
75	GPIO1	I/O	
76	GPIO0	I/O	General DSP input/output with system controller
77	MRD	O	Write strobe signal output to S-RAM
78	MWR	O	Read strobe signal output to S-RAM
79	MRAS	O	Low address strobe signal output to S-RAM
80	MCAS	O	Column address strobe signal output to S-RAM

3-2. BACK PANEL SECTION

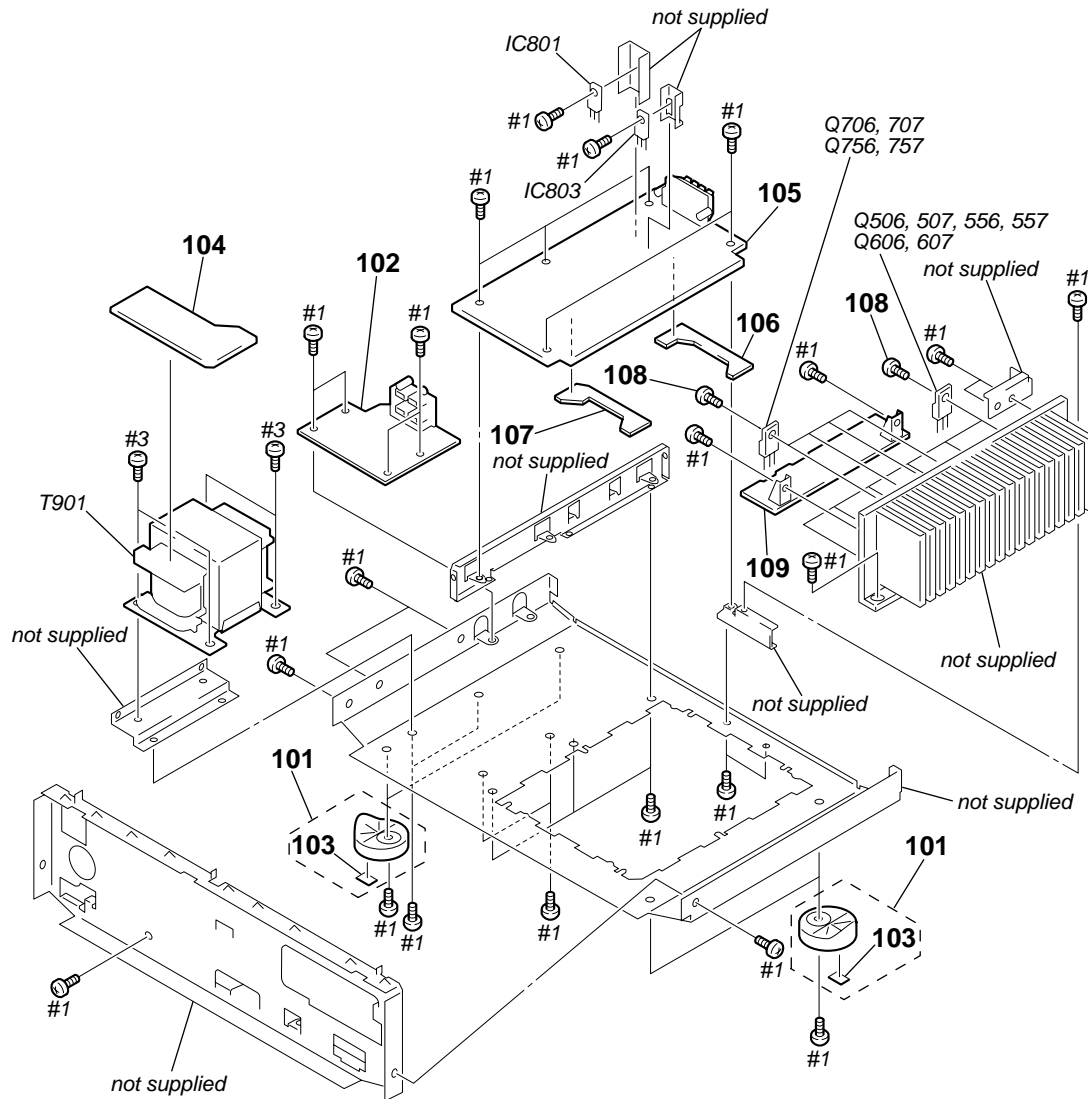


Ref. No.	Part No.	Description	Remarks	Ref. No.	Part No.	Description	Remarks
* 51	1-665-786-11	AUDIO (2F) BOARD		* 62	4-989-882-01	PANEL, BACK (VE910:EXCEPT E)	
* 52	1-665-776-11	SUR-AUDIO (2F) BOARD		* 62	4-989-882-11	PANEL, BACK (VE910:E)	
* 53	1-665-787-11	S-A-P BOARD		* 62	4-989-882-21	PANEL, BACK (V909)	
* 54	A-4398-235-A	SP (2F) BOARD, COMPLETE	(VE910:AEP,UK,G,AED,EE)	* 62	4-989-885-01	PANEL, BACK (DE915:US)	
* 54	A-4398-250-A	SP (2F) BOARD, COMPLETE	(DE915:AUS)	* 62	4-989-885-11	PANEL, BACK (DE915:CND)	
* 54	A-4398-262-A	SP (2F) BOARD, COMPLETE	(DE915:US,CND,PX)	* 62	4-989-885-21	PANEL, BACK (DE915:AUS)	
* 54	A-4398-295-A	SP (2F) BOARD, COMPLETE	(V909/VE910:E,SP,MY)	* 62	4-989-885-31	PANEL, BACK (DE915:PX)	
* 55	1-665-779-11	HEADPHONE BOARD		* 63	A-4398-274-A	DIGITAL BOARD, COMPLETE (DE915)	
* 56	A-4398-236-A	SUR BOARD, COMPLETE	(VE910:AEP,UK,G,AED,EE)	* 63	A-4403-423-A	DIGITAL BOARD, COMPLETE (V909/VE910)	
* 56	A-4398-266-A	SUR BOARD, COMPLETE	(DE915:US,CND,PX)	* 64	1-665-784-11	VIDEO BOARD	
* 56	A-4398-279-A	SUR BOARD, COMPLETE	(V909/VE910:E,SP,MY)	* 65	1-667-185-11	JOINT (VIDEO) BOARD	
* 56	A-4398-287-A	SUR BOARD, COMPLETE	(DE915:AUS)	* 66	A-4398-229-A	S VIDEO BOARD, COMPLETE (DE915:US,CND)	
57	1-773-116-11	WIRE (FLAT TYPE) (19 CORE)(23cm)		* 66	A-4398-251-A	S VIDEO BOARD, COMPLETE (DE915:AUS,PX)	
58	1-773-174-11	WIRE (FLAT TYPE) (21 CORE)(9cm)		* 66	A-4398-285-A	S VIDEO BOARD, COMPLETE (V909/VE910)	
* 59	3-703-244-00	BUSHING (2104), CORD		* 67	1-665-777-11	VIDEO (3) BOARD	
△ 60	1-696-847-11	CORD, POWER (AUS)		* 68	4-954-051-41	HOLDER, PC BOARD	
△ 60	1-769-743-11	CORD, POWER (US,CND)		△ 69	1-569-008-11	ADAPTOR, CONVERSION 2P (E,PX)	
△ 60	1-769-744-11	CORD, POWER (EXCEPT US,CND,AUS,CH)		△ 70	1-770-019-11	ADAPTOR, CONVERSION 3P (UK)	
△ 60	1-782-464-21	CORD, POWER (CH)		* 71	1-665-788-11	VOLSEL BOARD (DE915:PX/VE910:E)	
61	4-956-370-12	BAND, PLUG FIXED (AUS)		72	4-947-010-01	SCREW, FEEDER FIXED	
				△ CNJ909	1-251-416-11	OUTLET, AC (AUS)	
				△ CNJ909	1-526-794-11	OUTLET, AC (EXCEPT US,CND,AUS,PX,CH)	

The components identified by mark △ or dotted line with mark △ are critical for safety. Replace only with part number specified.

Les composants identifiés par une marque △ sont critiques pour la sécurité. Ne les remplacer que par une pièce portant le numéro spécifié.

3-3. CHASSIS SECTION



Ref. No.	Part No.	Description	Remarks	Ref. No.	Part No.	Description	Remarks
101	X-4947-025-1	FOOT ASSY (BLACK)(VE910)		* 105	A-4398-288-A	AMP BOARD, COMPLETE (DE915:AUS)	
101	X-4947-207-1	FOOT ASSY (F50150S)(BLACK)(DE915:AUS,PX)		* 106	1-665-792-11	AMP JOINT (B) BOARD	
101	X-4947-208-1	FOOT ASSY (F50150S)(BLACK) (DE915:US,CND)		* 107	1-665-791-11	AMP JOINT (F) BOARD	
101	X-4948-848-1	FOOT ASSY (GOLD)(V909)		108	3-905-609-01	SCREW (TRANSISTOR)	
* 102	A-4398-249-A	PS BOARD, COMPLETE (DE915:AUS/VE910:AEP,UK,G,AED,EE)		* 109	A-4398-234-A	REAR AMP BOARD, COMPLETE (V909/VE910)	
* 102	A-4398-261-A	PS BOARD, COMPLETE (DE915:US,CND)		* 109	A-4398-248-A	REAR AMP BOARD, COMPLETE (DE915:AUS)	
* 102	A-4398-278-A	PS BOARD, COMPLETE (V909/VE910:E,SP,MY)		* 109	A-4398-258-A	REAR AMP BOARD, COMPLETE (DE915:US,CND,PX)	
* 102	A-4398-282-A	PS BOARD, COMPLETE (DE915:PX)		△ T901	1-431-281-11	TRANSFORMER, POWER (US)	
103	4-977-358-11	CUSHION (8X12.5) (DE915:US,CND)		△ T901	1-431-282-11	TRANSFORMER, POWER (CND)	
* 104	1-665-783-11	SECONDARY BOARD		△ T901	1-431-283-11	TRANSFORMER, POWER (AUS)	
* 105	A-4398-230-A	AMP BOARD, COMPLETE (DE915:US,CND,PX)		△ T901	1-431-284-11	TRANSFORMER, POWER (PX)	
* 105	A-4398-280-A	AMP BOARD, COMPLETE (V909/VE910:E,SP,MY)		△ T901	1-431-285-11	TRANSFORMER, POWER (E,SP,MY,CH)	
* 105	A-4398-286-A	AMP BOARD, COMPLETE (VE910:AEP,UK,G,AED,EE)		△ T901	1-431-286-11	TRANSFORMER, POWER (AEP,UK,G,EE,AED)	

<p>The components identified by mark \triangle or dotted line with mark \triangle are critical for safety. Replace only with part number specified.</p>	<p>Les composants identifiés par une marque \triangle sont critiques pour la sécurité. Ne les remplacer que par une pièce portant le numéro spécifié.</p>
---	--

SECTION 4 ELECTRICAL PARTS LIST

AMP

Note:

When indicating parts by reference number, please include the board name.

The components identified by mark Δ or dotted line with mark Δ are critical for safety. Replace only with part number specified.

Les composants identifiés par une marque Δ sont critiques pour la sécurité. Ne les remplacer que par une pièce portant le numéro spécifié.

- Due to standardization, replacements in the parts list may be different from the parts specified in the diagrams or the components used on the set.

- -XX, -X mean standardized parts, so they may have some difference from the original one.
- Items marked "*" are not stocked since they are seldom required for routine service. Some delay should be anticipated when ordering these items.
- CAPACITORS:
uF: μ F
- RESISTORS
All resistors are in ohms.
METAL: metal-film resistor
METAL OXIDE: Metal Oxide-film resistor
F: nonflammable

- COILS
uH: μ H
- SEMICONDUCTORS
In each case, u: μ , for example:
uA...: μ A..., uPA..., μ PA...,
uPB..., μ PB..., uPC..., μ PC...,
uPD..., μ PD...
- Abbreviation
CND : Canadian AUS: Australian
CH : Chinese G : German
AED : North European EE : East European
MY : Malaysia SP : Singapore

Ref. No.	Part No.	Description	Remarks	Ref. No.	Part No.	Description	Remarks
*	A-4398-230-A	AMP BOARD, COMPLETE (DE915:US,CND,PX) *****				< CONNECTOR >	
*	A-4398-280-A	AMP BOARD, COMPLETE (V909/VE910:E,SP, ***** MY)		CNP701	1-564-320-00	PIN, CONNECTOR (B2P-VH) 2P	
*	A-4398-286-A	AMP BOARD, COMPLETE (VE910:AEP,UK,G, ***** AED,EE)		CNP702	1-695-091-11	PIN, CONNECTOR (PC BOARD) 15P	
*	A-4398-288-A	AMP BOARD, COMPLETE (DE915:AUS) *****		CNS502	1-770-404-11	HOUSING,CONNECTOR(PC BOARD)11P	
				CNS602	1-770-404-11	HOUSING,CONNECTOR(PC BOARD)11P	
				CNS701	1-569-323-11	SOCKET, CONNECTOR 19P	
						< DIODE >	
*	1-537-738-21	TERMINAL, EARTH		D501	8-719-987-63	DIODE 1N4148M	
	7-685-872-09	SCREW +BVTT 3X8 (S)		D502	8-719-010-06	DIODE UZ-2.2BS	
		< CAPACITOR >		D503	8-719-010-06	DIODE UZ-2.2BS	
C520	1-126-967-11	ELECT	47uF 20% 16V	D504	8-719-987-63	DIODE 1N4148M	
C521	1-107-597-11	CERAMIC	22PF 10% 500V	D505	8-719-987-63	DIODE 1N4148M	
C522	1-107-597-11	CERAMIC	22PF 10% 500V	D506	8-719-987-63	DIODE 1N4148M	
C523	1-162-286-31	CERAMIC	220PF 10% 50V	D507	8-719-987-63	DIODE 1N4148M	
C524	1-126-964-11	ELECT	10uF 20% 50V	D508	8-719-987-63	DIODE 1N4148M	
C525	1-136-157-00	FILM	0.022uF 5% 50V	D512	8-719-987-63	DIODE 1N4148M	
C526	1-136-153-00	FILM	0.01uF 5% 50V	D545	8-719-987-63	DIODE 1N4148M	
C570	1-126-967-11	ELECT	47uF 20% 16V	D546	8-719-987-63	DIODE 1N4148M	
C571	1-107-597-11	CERAMIC	22PF 10% 500V	D547	8-719-987-63	DIODE 1N4148M	
C572	1-107-597-11	CERAMIC	22PF 10% 500V	D548	8-719-815-85	DIODE 1S1585	
C573	1-162-286-31	CERAMIC	220PF 10% 50V	D549	8-719-815-85	DIODE 1S1585	
C574	1-126-964-11	ELECT	10uF 20% 50V	D551	8-719-987-63	DIODE 1N4148M	
C575	1-136-157-00	FILM	0.022uF 5% 50V	D552	8-719-010-06	DIODE UZ-2.2BS	
C576	1-136-153-00	FILM	0.01uF 5% 50V	D553	8-719-010-06	DIODE UZ-2.2BS	
C590	1-126-935-11	ELECT	470uF 20% 6.3V	D554	8-719-987-63	DIODE 1N4148M	
C598	1-126-965-11	ELECT	22uF 20% 50V	D555	8-719-987-63	DIODE 1N4148M	
C620	1-126-967-11	ELECT	47uF 20% 16V	D556	8-719-987-63	DIODE 1N4148M	
C621	1-107-597-11	CERAMIC	22PF 10% 500V	D601	8-719-987-63	DIODE 1N4148M	
C622	1-107-597-11	CERAMIC	22PF 10% 500V	D602	8-719-010-06	DIODE UZ-2.2BS	
C623	1-162-286-31	CERAMIC	220PF 10% 50V	D603	8-719-010-06	DIODE UZ-2.2BS	
C803	1-117-950-11	ELECT(SOLID)	10000uF 20% 63V (V909/VE910)	D604	8-719-987-63	DIODE 1N4148M	
C803	1-109-932-11	ELECT	10000uF 20% 71V (DE915)	D608	8-719-987-63	DIODE 1N4148M	
C804	1-117-950-11	ELECT(SOLID)	10000uF 20% 63V (V909/VE910)	D611	8-719-987-63	DIODE 1N4148M	
C804	1-109-932-11	ELECT	10000uF 20% 71V (DE915)	D647	8-719-987-63	DIODE 1N4148M (DE915)	
C807	1-126-967-11	ELECT	47uF 20% 16V	D648	8-719-987-63	DIODE 1N4148M (DE915)	
C808	1-126-967-11	ELECT	47uF 20% 16V	D651	8-719-987-63	DIODE 1N4148M	
C810	1-126-967-11	ELECT	47uF 20% 16V	D711	8-719-987-63	DIODE 1N4148M	
C811	1-126-952-11	ELECT	1000uF 20% 35V	D716	8-719-987-63	DIODE 1N4148M	
C812	1-126-951-11	ELECT	470uF 20% 35V	D807	8-719-002-73	DIODE UZL-36M	
C817	1-126-967-11	ELECT	47uF 20% 50V			< IC >	
C818	1-126-967-11	ELECT	47uF 20% 50V	IC801	8-759-391-87	IC BA78M12P	
				IC803	8-759-604-45	IC M5F79M12	

Ref. No.	Part No.	Description	Remarks	Ref. No.	Part No.	Description	Remarks
		< COIL >					
L501	1-411-906-11	COIL, AIR-CORE (V909/VE910)		△ R533	1-249-393-11	CARBON 10	5% 1/4W F
L501	1-420-872-00	COIL, AIR-CORE (DE915)		△ R534	1-249-389-11	CARBON 4.7	5% 1/4W F
L551	1-411-906-11	COIL, AIR-CORE (V909/VE910)		R535	1-249-431-11	CARBON 15K	5% 1/4W
L551	1-420-872-00	COIL, AIR-CORE (DE915)		R536	1-249-439-11	CARBON 68K	5% 1/4W (V909/VE910)
		< TRANSISTOR >		R536	1-249-441-11	CARBON 100K	5% 1/4W (DE915)
Q504	8-729-119-76	TRANSISTOR 2SA1175-HFE		R539	1-249-427-11	CARBON 6.8K	5% 1/4W F
Q505	8-729-209-15	TRANSISTOR 2SD2012		R540	1-249-417-11	CARBON 1K	5% 1/4W F
Q506	8-749-010-25	IC MN2488-OPY-M		R541	1-249-429-11	CARBON 10K	5% 1/4W
Q507	8-749-010-26	IC MP1620-OPY-M		R547	1-249-425-11	CARBON 4.7K	5% 1/4W F
Q508	8-729-140-82	TRANSISTOR 2SA988-PAFAEA		R548	1-249-429-11	CARBON 10K	5% 1/4W
Q509	8-729-281-53	TRANSISTOR 2SC1815-GR		△ R549	1-249-393-11	CARBON 10	5% 1/4W F
Q510	8-729-900-63	TRANSISTOR DTA124ES		R550	1-249-429-11	CARBON 10K	5% 1/4W
Q511	8-729-900-63	TRANSISTOR DTA124ES		R571	1-249-437-11	CARBON 47K	5% 1/4W (DE915)
Q546	8-729-119-79	TRANSISTOR 2SC2785-FEK		R572	1-247-840-00	CARBON 2.4K	5% 1/4W (V909/VE910)
Q547	8-729-140-84	TRANSISTOR 2SC1841-PAFAEA		R572	1-249-421-11	CARBON 2.2K	5% 1/4W (DE915)
Q548	8-729-119-79	TRANSISTOR 2SC2785-FEK		R573	1-249-414-11	CARBON 560	5% 1/4W F
Q549	8-729-140-82	TRANSISTOR 2SA988-PAFAEA		△ R574	1-249-408-11	CARBON 180	5% 1/4W F
Q554	8-729-119-76	TRANSISTOR 2SA1175-HFE		△ R575	1-249-408-11	CARBON 180	5% 1/4W F
Q555	8-729-209-15	TRANSISTOR 2SD2012		△ R576	1-233-352-41	ENCAPSULATED COMPONENT 0.22X2 2W	
Q556	8-749-010-25	IC MN2488-OPY-M		R577	1-247-850-11	CARBON 6.2K	5% 1/4W
Q557	8-749-010-26	IC MP1620-OPY-M		R578	1-249-419-11	CARBON 1.5K	5% 1/4W F
Q558	8-729-140-82	TRANSISTOR 2SA988-PAFAEA		R579	1-247-866-11	CARBON 30K	5% 1/4W
Q559	8-729-281-53	TRANSISTOR 2SC1815-GR		R580	1-249-421-11	CARBON 2.2K	5% 1/4W F
Q560	8-729-900-63	TRANSISTOR DTA124ES		R581	1-249-433-11	CARBON 22K	5% 1/4W
Q561	8-729-900-63	TRANSISTOR DTA124ES		R582	1-249-437-11	CARBON 47K	5% 1/4W
Q596	8-729-119-79	TRANSISTOR 2SC2785-FEK		△ R583	1-249-393-11	CARBON 10	5% 1/4W F
Q604	8-729-119-76	TRANSISTOR 2SA1175-HFE		△ R584	1-249-389-11	CARBON 4.7	5% 1/4W F
Q605	8-729-209-15	TRANSISTOR 2SD2012		R585	1-249-431-11	CARBON 15K	5% 1/4W
Q606	8-749-010-25	IC MN2488-OPY-M		R586	1-249-429-11	CARBON 10K	5% 1/4W
Q607	8-749-010-26	IC MP1620-OPY-M		R587	1-249-425-11	CARBON 4.7K	5% 1/4W F
Q608	8-729-140-82	TRANSISTOR 2SA988-PAFAEA		△ R588	1-249-393-11	CARBON 10	5% 1/4W F
Q610	8-729-119-79	TRANSISTOR 2SC2785-FEK		R621	1-249-437-11	CARBON 47K	5% 1/4W (DE915)
Q612	8-729-281-53	TRANSISTOR 2SC1815-GR (DE915)		R622	1-247-840-00	CARBON 2.4K	5% 1/4W (V909/VE910)
Q613	8-729-281-53	TRANSISTOR 2SC1815-GR		R622	1-249-421-11	CARBON 2.2K	5% 1/4W (DE915)
Q614	8-729-201-53	TRANSISTOR 2SA1015-GR (DE915)		R623	1-249-414-11	CARBON 560	5% 1/4W F
Q615	8-729-900-36	TRANSISTOR DTC124ES (DE915)		△ R624	1-249-408-11	CARBON 180	5% 1/4W F
Q616	8-729-900-36	TRANSISTOR DTC124ES		△ R625	1-249-408-11	CARBON 180	5% 1/4W F
Q617	8-729-900-36	TRANSISTOR DTC124ES (DE915)		△ R626	1-233-352-41	ENCAPSULATED COMPONENT 0.22X2 2W	
Q618	8-729-900-63	TRANSISTOR DTA124ES (DE915)		R627	1-247-850-11	CARBON 6.2K	5% 1/4W
Q801	8-729-209-15	TRANSISTOR 2SD2012		R628	1-249-419-11	CARBON 1.5K	5% 1/4W F
		< RESISTOR >		R632	1-249-437-11	CARBON 47K	5% 1/4W
R521	1-249-437-11	CARBON 47K 5%	1/4W (DE915)	R640	1-216-450-00	METAL OXIDE 82	5% 2W F (DE915)
R522	1-247-840-00	CARBON 2.4K 5%	1/4W (V909/VE910)	R641	1-249-441-11	CARBON 100K	5% 1/4W (DE915)
R522	1-249-421-11	CARBON 2.2K 5%	1/4W F (DE915)	R642	1-216-454-11	METAL OXIDE 390	5% 2W F (V909/VE910)
R523	1-249-414-11	CARBON 560 5%	1/4W F	R642	1-215-889-00	METAL OXIDE 330	5% 2W F (DE915)
△ R524	1-249-408-11	CARBON 180 5%	1/4W F	R643	1-249-441-11	CARBON 100K	5% 1/4W
△ R525	1-249-408-11	CARBON 180 5%	1/4W F	R644	1-215-890-11	METAL OXIDE 470	5% 2W F (DE915)
△ R526	1-233-352-41	ENCAPSULATED COMPONENT					
R527	1-247-850-11	CARBON 6.2K 5%	1/4W				
R528	1-249-419-11	CARBON 1.5K 5%	1/4W F				
R529	1-247-866-11	CARBON 30K 5%	1/4W				
R530	1-249-421-11	CARBON 2.2K 5%	1/4W F				
R531	1-249-433-11	CARBON 22K 5%	1/4W				
R532	1-249-437-11	CARBON 47K 5%	1/4W				

The components identified by mark △ or dotted line with mark △ are critical for safety. Replace only with part number specified.

Les composants identifiés par une marque △ sont critiques pour la sécurité. Ne les remplacer que par une pièce portant le numéro spécifié.

AMP

AMP JOINT (F)

AMP JOINT (B)

AUDIO (2F)

BALANCE

DIGITAL

Ref. No.	Part No.	Description	Remarks
R645	1-249-441-11	CARBON 100K 5%	1/4W (DE915)
R650	1-249-425-11	CARBON 4.7K 5%	1/4W F
R651	1-249-429-11	CARBON 10K 5%	1/4W
△ R652	1-249-393-11	CARBON 10 5%	1/4W F
R739	1-215-868-00	METAL OXIDE 680 5%	1W F
R789	1-215-868-00	METAL OXIDE 680 5%	1W F
△ R802	1-249-381-11	CARBON 1 5%	1/4W F
R803	1-247-843-11	CARBON 3.3K 5%	1/4W
< RELAY >			
RY501	1-515-920-11	RELAY (24V)	
RY502	1-515-920-11	RELAY (24V)	
RY602	1-515-793-11	RELAY	
< TERMINAL >			
* TM501	1-537-699-11	TERMINAL BOARD (SP) (FRONT SPEAKERS)	

* 1-665-791-11	AMP JOINT (F) BOARD		

< CONNECTOR >			
CNP501	1-770-553-11	CONNECTOR, BOARD TO BOARD 11P	
CNP502	1-770-553-11	CONNECTOR, BOARD TO BOARD 11P	

* 1-665-792-11	AMP JOINT (B) BOARD		

< CONNECTOR >			
CNP601	1-770-553-11	CONNECTOR, BOARD TO BOARD 11P	
CNP602	1-770-553-11	CONNECTOR, BOARD TO BOARD 11P	

* 1-665-786-11	AUDIO (2F) BOARD		

< CAPACITOR >			
C398	1-162-282-31	CERAMIC 100PF 10% 50V	
C399	1-162-294-31	CERAMIC 0.001uF 10% 50V	
CC08	1-162-282-31	CERAMIC 100PF 10% 50V	
(DE915:AUS/VE910:AEP,UK,G,AED,EE)			
CC09	1-162-282-31	CERAMIC 100PF 10% 50V	
(DE915:AUS/VE910:AEP,UK,G,AED,EE)			
CC10	1-162-282-31	CERAMIC 100PF 10% 50V	
(DE915:AUS/VE910:AEP,UK,G,AED,EE)			
CC11	1-162-282-31	CERAMIC 100PF 10% 50V	
(DE915:AUS/VE910:AEP,UK,G,AED,EE)			
CC12	1-162-282-31	CERAMIC 100PF 10% 50V	
(DE915:AUS/VE910:AEP,UK,G,AED,EE)			
CC13	1-162-282-31	CERAMIC 100PF 10% 50V	
(DE915:AUS/VE910:AEP,UK,G,AED,EE)			
CC58	1-162-282-31	CERAMIC 100PF 10% 50V	
(DE915:AUS/VE910:AEP,UK,G,AED,EE)			
CC59	1-162-282-31	CERAMIC 100PF 10% 50V	
(DE915:AUS/VE910:AEP,UK,G,AED,EE)			
CC60	1-162-282-31	CERAMIC 100PF 10% 50V	
(DE915:AUS/VE910:AEP,UK,G,AED,EE)			
CC61	1-162-282-31	CERAMIC 100PF 10% 50V	
(DE915:AUS/VE910:AEP,UK,G,AED,EE)			
CC62	1-162-282-31	CERAMIC 100PF 10% 50V	
(DE915:AUS/VE910:AEP,UK,G,AED,EE)			
CC63	1-162-282-31	CERAMIC 100PF 10% 50V	
(DE915:AUS/VE910:AEP,UK,G,AED,EE)			

Ref. No.	Part No.	Description	Remarks
< CONNECTOR >			
CNS302	1-695-093-11	SOCKET, CONNECTOR 9P	
< IC >			
IC303	8-759-805-14	IC LC7822	
< JACK >			
J304	1-766-394-11	JACK, PIN 6P (VIDEO 1 IN OUT,VIDEO 2 IN)	
J305	1-766-394-11	JACK, PIN 6P (VIDEO 2 OUT,LD/DVD,TV/DBS)	
< RESISTOR >			
R318	1-249-417-11	CARBON 1K 5%	1/4W F
R319	1-249-417-11	CARBON 1K 5%	1/4W F
R320	1-249-417-11	CARBON 1K 5%	1/4W F
R321	1-249-417-11	CARBON 1K 5%	1/4W F
R322	1-249-417-11	CARBON 1K 5%	1/4W F
R323	1-249-417-11	CARBON 1K 5%	1/4W F
R368	1-249-417-11	CARBON 1K 5%	1/4W F
R369	1-249-417-11	CARBON 1K 5%	1/4W F
R370	1-249-417-11	CARBON 1K 5%	1/4W F
R371	1-249-417-11	CARBON 1K 5%	1/4W F
R372	1-249-417-11	CARBON 1K 5%	1/4W F
R373	1-249-417-11	CARBON 1K 5%	1/4W F
R398	1-249-417-11	CARBON 1K 5%	1/4W F
R399	1-249-425-11	CARBON 4.7K 5%	1/4W F

* 1-665-815-11	BALANCE BOARD		

< VARIABLE RESISTOR >			
RV402	1-225-447-11	RES, VAR, CARBON 100K/100K (BALANCE)	

* A-4398-274-A	DIGITAL BOARD, COMPLETE (DE915)		

* A-4403-423-A	DIGITAL BOARD, COMPLETE (V909/VE910)		

< CAPACITOR >			
C3101	1-126-964-11	ELECT 10uF 20%	50V
C3102	1-126-964-11	ELECT 10uF 20%	50V
C3103	1-130-467-00	MYLAR 470PF 5%	50V
C3104	1-130-467-00	MYLAR 470PF 5%	50V
C3105	1-126-964-11	ELECT 10uF 20%	50V
C3106	1-165-319-11	CERAMIC CHIP 0.1uF	50V
C3107	1-106-351-00	MYLAR 2200PF 5%	200V
C3108	1-165-319-11	CERAMIC CHIP 0.1uF	50V
C3110	1-104-665-11	ELECT 100uF 20%	25V
C3111	1-164-222-11	CERAMIC CHIP 0.22uF	25V
C3112	1-126-964-11	ELECT 10uF 20%	50V
C3113	1-126-964-11	ELECT 10uF 20%	50V
C3114	1-164-222-11	CERAMIC CHIP 0.22uF	25V
C3115	1-126-967-11	ELECT 47uF 20%	16V
C3116	1-165-319-11	CERAMIC CHIP 0.1uF	50V

The components identified by mark △ or dotted line with mark △ are critical for safety. Replace only with part number specified.

Les composants identifiés par une marque △ sont critiques pour la sécurité. Ne les remplacer que par une pièce portant le numéro spécifié.

DIGITAL

Ref. No.	Part No.	Description	Remarks			Ref. No.	Part No.	Description	Remarks		
C3117	1-164-232-11	CERAMIC CHIP	0.01uF		50V	C3346	1-165-319-11	CERAMIC CHIP	0.1uF		50V
C3118	1-163-235-11	CERAMIC CHIP	22PF	5%	50V	C3347	1-165-319-11	CERAMIC CHIP	0.1uF		50V
C3119	1-163-235-11	CERAMIC CHIP	22PF	5%	50V	C3348	1-165-319-11	CERAMIC CHIP	0.1uF		50V
C3120	1-165-319-11	CERAMIC CHIP	0.1uF		50V	C3351	1-165-319-11	CERAMIC CHIP	0.1uF		50V
C3121	1-165-319-11	CERAMIC CHIP	0.1uF		50V	C3352	1-165-319-11	CERAMIC CHIP	0.1uF		50V
C3122	1-104-665-11	ELECT	100uF	20%	25V	C3353	1-165-319-11	CERAMIC CHIP	0.1uF		50V
C3151	1-126-964-11	ELECT	10uF	20%	50V	C3354	1-165-319-11	CERAMIC CHIP	0.1uF		50V
C3152	1-126-964-11	ELECT	10uF	20%	50V	C3355	1-165-319-11	CERAMIC CHIP	0.1uF		50V
C3153	1-130-467-00	MYLAR	470PF	5%	50V	C3401	1-104-665-11	ELECT	100uF	20%	25V
C3154	1-130-467-00	MYLAR	470PF	5%	50V	C3407	1-165-319-11	CERAMIC CHIP	0.1uF		50V
C3155	1-126-964-11	ELECT	10uF	20%	50V	C3408	1-165-319-11	CERAMIC CHIP	0.1uF		50V
C3156	1-165-319-11	CERAMIC CHIP	0.1uF		50V	C3409	1-163-275-11	CERAMIC CHIP	0.001uF	5%	50V
C3157	1-106-351-00	MYLAR	2200PF	5%	200V	C3410	1-130-483-00	MYLAR	0.01uF	5%	50V
C3158	1-165-319-11	CERAMIC CHIP	0.1uF		50V	C3411	1-163-249-11	CERAMIC CHIP	82PF	5%	50V
C3160	1-104-665-11	ELECT	100uF	20%	25V	C3412	1-163-227-11	CERAMIC CHIP	10PF	0.5PF	50V
C3161	1-164-222-11	CERAMIC CHIP	0.22uF		25V	C3413	1-163-229-11	CERAMIC CHIP	12PF	5%	50V
C3162	1-126-964-11	ELECT	10uF	20%	50V	C3414	1-165-319-11	CERAMIC CHIP	0.1uF		50V
C3163	1-126-964-11	ELECT	10uF	20%	50V	C3415	1-165-319-11	CERAMIC CHIP	0.1uF		50V
C3164	1-164-222-11	CERAMIC CHIP	0.22uF		25V	C3416	1-163-251-11	CERAMIC CHIP	100PF	5%	50V
C3166	1-165-319-11	CERAMIC CHIP	0.1uF		50V	C3417	1-163-251-11	CERAMIC CHIP	100PF	5%	50V
C3301	1-163-251-11	CERAMIC CHIP	100PF	5%	50V	C3418	1-165-319-11	CERAMIC CHIP	0.1uF		50V
C3302	1-165-319-11	CERAMIC CHIP	0.1uF		50V	C3419	1-104-665-11	ELECT	100uF	20%	25V
C3303	1-165-319-11	CERAMIC CHIP	0.1uF		50V	C3420	1-165-319-11	CERAMIC CHIP	0.1uF		50V
C3304	1-163-023-00	CERAMIC CHIP	0.015uF	5%	50V	C3421	1-165-319-11	CERAMIC CHIP	0.1uF		50V
C3305	1-163-275-11	CERAMIC CHIP	0.001uF	5%	50V	C3422	1-165-319-11	CERAMIC CHIP	0.1uF		50V
C3306	1-165-319-11	CERAMIC CHIP	0.1uF		50V (V909/VE910)	C3423	1-165-319-11	CERAMIC CHIP	0.1uF		50V
C3307	1-165-319-11	CERAMIC CHIP	0.1uF		50V	C3424	1-165-319-11	CERAMIC CHIP	0.1uF		50V
C3308	1-165-319-11	CERAMIC CHIP	0.1uF		50V	C3425	1-163-251-11	CERAMIC CHIP	100PF	5%	50V
C3309	1-165-319-11	CERAMIC CHIP	0.1uF		50V	C3426	1-163-251-11	CERAMIC CHIP	100PF	5%	50V
C3310	1-165-319-11	CERAMIC CHIP	0.1uF		50V	C3427	1-165-319-11	CERAMIC CHIP	0.1uF		50V
C3311	1-165-319-11	CERAMIC CHIP	0.1uF		50V	C3429	1-165-319-11	CERAMIC CHIP	0.1uF		50V
C3313	1-165-319-11	CERAMIC CHIP	0.1uF		50V (V909/VE910)	C3430	1-165-319-11	CERAMIC CHIP	0.1uF		50V
C3314	1-165-319-11	CERAMIC CHIP	0.1uF		50V	C3431	1-165-319-11	CERAMIC CHIP	0.1uF		50V
C3315	1-163-275-11	CERAMIC CHIP	0.001uF	5%	50V	C3432	1-165-319-11	CERAMIC CHIP	0.1uF		50V
C3316	1-163-275-11	CERAMIC CHIP	0.001uF	5%	50V	C3433	1-165-319-11	CERAMIC CHIP	0.1uF		50V
C3320	1-163-037-11	CERAMIC CHIP	0.022uF	10%	25V	C3434	1-163-251-11	CERAMIC CHIP	100PF	5%	50V
C3321	1-165-319-11	CERAMIC CHIP	0.1uF		50V	C3435	1-163-251-11	CERAMIC CHIP	100PF	5%	50V
C3322	1-163-248-11	CERAMIC CHIP	75PF	5%	50V	C3436	1-165-319-11	CERAMIC CHIP	0.1uF		50V
C3323	1-163-275-11	CERAMIC CHIP	0.001uF	5%	50V	C3438	1-165-319-11	CERAMIC CHIP	0.1uF		50V
C3324	1-165-319-11	CERAMIC CHIP	0.1uF		50V	C3439	1-165-319-11	CERAMIC CHIP	0.1uF		50V
C3325	1-165-319-11	CERAMIC CHIP	0.1uF		50V	C3440	1-165-319-11	CERAMIC CHIP	0.1uF		50V
C3326	1-164-232-11	CERAMIC CHIP	0.01uF		50V	C3441	1-126-964-11	ELECT	10uF	20%	50V
C3327	1-136-921-11	FILM	1uF	5%	50V	C3442	1-163-243-11	CERAMIC CHIP	47PF	5%	50V
C3328	1-136-921-11	FILM	1uF	5%	50V	C3443	1-165-319-11	CERAMIC CHIP	0.1uF		50V
C3330	1-165-319-11	CERAMIC CHIP	0.1uF		50V	C3444	1-126-933-11	ELECT	100uF	20%	16V
C3331	1-104-665-11	ELECT	100uF	20%	25V	C3447	1-165-319-11	CERAMIC CHIP	0.1uF		50V
C3332	1-165-319-11	CERAMIC CHIP	0.1uF		50V	C3471	1-165-319-11	CERAMIC CHIP	0.1uF		50V
C3333	1-126-967-11	ELECT	47uF	20%	16V	C3472	1-130-490-11	MYLAR	0.039uF	5%	50V
C3334	1-130-495-00	MYLAR	0.1uF	5%	50V	C3475	1-165-319-11	CERAMIC CHIP	0.1uF		50V
C3336	1-165-319-11	CERAMIC CHIP	0.1uF		50V	C3476	1-165-319-11	CERAMIC CHIP	0.1uF		50V
C3337	1-163-099-00	CERAMIC CHIP	18PF	5%	50V	C3477	1-165-319-11	CERAMIC CHIP	0.1uF		50V
C3338	1-163-085-00	CERAMIC CHIP	2PF		50V	C3478	1-165-319-11	CERAMIC CHIP	0.1uF		50V
C3339	1-126-964-11	ELECT	10uF	20%	50V	C3479	1-163-227-11	CERAMIC CHIP	10PF	0.5PF	50V
C3340	1-164-232-11	CERAMIC CHIP	0.01uF		50V	C3480	1-164-232-11	CERAMIC CHIP	0.01uF		50V
C3341	1-164-232-11	CERAMIC CHIP	0.01uF		50V	C3481	1-126-965-11	ELECT	22uF	20%	50V
C3342	1-165-319-11	CERAMIC CHIP	0.1uF		50V	C3482	1-165-319-11	CERAMIC CHIP	0.1uF		50V
C3345	1-165-319-11	CERAMIC CHIP	0.1uF		50V	C3483	1-165-319-11	CERAMIC CHIP	0.1uF		50V
						C3484	1-163-275-11	CERAMIC CHIP	0.001uF	5%	50V
						C3485	1-165-319-11	CERAMIC CHIP	0.1uF		50V
						C3486	1-165-319-11	CERAMIC CHIP	0.1uF		50V

Ref. No.	Part No.	Description	Remarks	Ref. No.	Part No.	Description	Remarks				
C3487	1-165-319-11	CERAMIC CHIP	0.1uF	50V	C3553	1-110-339-11	MYLAR	220PF	5%	50V	
C3488	1-165-319-11	CERAMIC CHIP	0.1uF	50V	C3554	1-165-319-11	CERAMIC CHIP	0.1uF		50V	
C3489	1-165-319-11	CERAMIC CHIP	0.1uF	50V	C3555	1-110-339-11	MYLAR	220PF	5%	50V	
C3490	1-163-275-11	CERAMIC CHIP	0.001uF	5%	50V	C3556	1-110-339-11	MYLAR	220PF	5%	50V
C3491	1-165-319-11	CERAMIC CHIP	0.1uF	50V	C3557	1-165-319-11	CERAMIC CHIP	0.1uF		50V	
C3492	1-126-965-11	ELECT	22uF	20%	50V	C3558	1-165-319-11	CERAMIC CHIP	0.1uF		50V
C3493	1-164-232-11	CERAMIC CHIP	0.01uF	50V	C3559	1-110-339-11	MYLAR	220PF	5%	50V	
C3494	1-165-319-11	CERAMIC CHIP	0.1uF	50V	C3560	1-130-477-00	MYLAR	0.0033uF	5%	50V	
C3495	1-163-227-11	CERAMIC CHIP	10PF	0.5PF	50V	C3561	1-130-469-00	MYLAR	680PF	5%	50V
C3496	1-165-319-11	CERAMIC CHIP	0.1uF	50V	C3562	1-165-319-11	CERAMIC CHIP	0.1uF		50V	
C3497	1-165-319-11	CERAMIC CHIP	0.1uF	50V	C3563	1-110-339-11	MYLAR	220PF	5%	50V	
C3498	1-165-319-11	CERAMIC CHIP	0.1uF	50V	C3564	1-165-319-11	CERAMIC CHIP	0.1uF		50V	
C3499	1-165-319-11	CERAMIC CHIP	0.1uF	50V	C3565	1-130-477-00	MYLAR	0.0033uF	5%	50V	
C3500	1-165-319-11	CERAMIC CHIP	0.1uF	50V	C3566	1-130-469-00	MYLAR	680PF	5%	50V	
C3501	1-165-319-11	CERAMIC CHIP	0.1uF	50V	C3567	1-165-319-11	CERAMIC CHIP	0.1uF		50V	
C3502	1-165-319-11	CERAMIC CHIP	0.1uF	50V	C3568	1-110-339-11	MYLAR	220PF	5%	50V	
C3503	1-110-339-11	MYLAR	220PF	5%	50V	C3569	1-110-339-11	MYLAR	220PF	5%	50V
C3504	1-110-339-11	MYLAR	220PF	5%	50V	C3570	1-165-319-11	CERAMIC CHIP	0.1uF		50V
C3505	1-110-339-11	MYLAR	220PF	5%	50V	C3571	1-165-319-11	CERAMIC CHIP	0.1uF		50V
C3506	1-165-319-11	CERAMIC CHIP	0.1uF	50V	C3572	1-110-339-11	MYLAR	220PF	5%	50V	
C3507	1-126-964-11	ELECT	10uF	20%	50V	C3573	1-126-964-11	ELECT	10uF	20%	50V
C3508	1-163-227-11	CERAMIC CHIP	10PF	0.5PF	50V	C3574	1-126-964-11	ELECT	10uF	20%	50V
C3509	1-110-339-11	MYLAR	220PF	5%	50V	C3575	1-126-964-11	ELECT	10uF	20%	50V
C3510	1-130-477-00	MYLAR	0.0033uF	5%	50V	C3576	1-126-964-11	ELECT	10uF	20%	50V
C3511	1-130-469-00	MYLAR	680PF	5%	50V	C3577	1-126-964-11	ELECT	10uF	20%	50V
C3512	1-110-339-11	MYLAR	220PF	5%	50V	C3578	1-126-964-11	ELECT	10uF	20%	50V
C3513	1-165-319-11	CERAMIC CHIP	0.1uF	50V	C3579	1-126-964-11	ELECT	10uF	20%	50V	
C3514	1-165-319-11	CERAMIC CHIP	0.1uF	50V	C3580	1-126-964-11	ELECT	10uF	20%	50V	
C3515	1-110-339-11	MYLAR	220PF	5%	50V	C3581	1-126-964-11	ELECT	10uF	20%	50V
C3516	1-165-319-11	CERAMIC CHIP	0.1uF	50V	C3582	1-126-964-11	ELECT	10uF	20%	50V	
C3517	1-110-339-11	MYLAR	220PF	5%	50V	C3583	1-126-964-11	ELECT	10uF	20%	50V
C3518	1-110-339-11	MYLAR	220PF	5%	50V	C3584	1-126-964-11	ELECT	10uF	20%	50V
C3519	1-130-477-00	MYLAR	0.0033uF	5%	50V	C3585	1-165-319-11	CERAMIC CHIP	0.1uF		50V
C3520	1-130-469-00	MYLAR	680PF	5%	50V	C3586	1-165-319-11	CERAMIC CHIP	0.1uF		50V
C3521	1-165-319-11	CERAMIC CHIP	0.1uF	50V	C3587	1-126-965-11	ELECT	22uF	20%	50V	
C3525	1-126-964-11	ELECT	10uF	20%	50V	C3588	1-126-965-11	ELECT	22uF	20%	50V
C3526	1-163-227-11	CERAMIC CHIP	10PF	0.5PF	50V	C3589	1-165-319-11	CERAMIC CHIP	0.1uF		50V
C3527	1-126-964-11	ELECT	10uF	20%	50V	C3600	1-126-965-11	ELECT	22uF	20%	50V
C3531	1-126-964-11	ELECT	10uF	20%	50V	C3605	1-126-965-11	ELECT	22uF	20%	50V
C3532	1-165-319-11	CERAMIC CHIP	0.1uF	50V	C3606	1-126-965-11	ELECT	22uF	20%	50V	
C3533	1-110-339-11	MYLAR	220PF	5%	50V	C3607	1-126-965-11	ELECT	22uF	20%	50V
C3534	1-165-319-11	CERAMIC CHIP	0.1uF	50V	C3608	1-126-965-11	ELECT	22uF	20%	50V	
C3535	1-110-339-11	MYLAR	220PF	5%	50V	C3609	1-126-965-11	ELECT	22uF	20%	50V
C3536	1-110-339-11	MYLAR	220PF	5%	50V	C3621	1-165-319-11	CERAMIC CHIP	0.1uF		50V
C3537	1-165-319-11	CERAMIC CHIP	0.1uF	50V	C3650	1-130-467-00	MYLAR	470PF	5%	50V	
C3538	1-165-319-11	CERAMIC CHIP	0.1uF	50V	C3653	1-130-467-00	MYLAR	470PF	5%	50V	
C3539	1-110-339-11	MYLAR	220PF	5%	50V	C3656	1-130-467-00	MYLAR	470PF	5%	50V
C3540	1-130-477-00	MYLAR	0.0033uF	5%	50V	C3659	1-130-467-00	MYLAR	470PF	5%	50V
C3541	1-165-319-11	CERAMIC CHIP	0.1uF	50V	C3662	1-130-467-00	MYLAR	470PF	5%	50V	
C3542	1-130-469-00	MYLAR	680PF	5%	50V	C3665	1-130-467-00	MYLAR	470PF	5%	50V
C3543	1-110-339-11	MYLAR	220PF	5%	50V	< CONNECTOR >					
C3544	1-165-319-11	CERAMIC CHIP	0.1uF	50V	CN3301	1-569-309-11	SOCKET, CONNECTOR (L TYRE) 21P				
C3545	1-130-469-00	MYLAR	680PF	5%	50V	CN3302	1-569-309-11	SOCKET, CONNECTOR (L TYRE) 21P			
C3546	1-130-477-00	MYLAR	0.0033uF	5%	50V	CN3303	1-691-767-11	PLUG (MICRO CONNECTOR) 5P			
C3547	1-165-319-11	CERAMIC CHIP	0.1uF	50V	CN3304	1-691-768-11	PLUG (MICRO CONNECTOR) 6P				
C3548	1-165-319-11	CERAMIC CHIP	0.1uF	50V							
C3549	1-110-339-11	MYLAR	220PF	5%	50V						
C3550	1-165-319-11	CERAMIC CHIP	0.1uF	50V							
C3551	1-110-339-11	MYLAR	220PF	5%	50V						
C3552	1-110-339-11	MYLAR	220PF	5%	50V						

DIGITAL

Ref. No.	Part No.	Description	Remarks	Ref. No.	Part No.	Description	Remarks
		< DIODE >					
D3303	8-719-061-62	DIODE KV1851		IC3503	8-759-636-55	IC M5218AFP	
D3401	8-719-951-05	DIODE KV1560		IC3504	8-759-636-55	IC M5218AFP	
D3402	8-719-801-78	DIODE 1SS184		IC3505	8-759-636-55	IC M5218AFP	
D3404	8-719-801-78	DIODE 1SS184		IC3506	8-759-636-55	IC M5218AFP	
D3407	8-719-820-05	DIODE 1SS181		IC3507	8-759-636-55	IC M5218AFP	
D3409	8-719-801-78	DIODE 1SS184		IC3508	8-759-636-55	IC M5218AFP	
D3410	8-719-801-78	DIODE 1SS184		IC3509	8-759-636-55	IC M5218AFP	
		< FERRITE BEAD >		IC3510	8-759-636-55	IC M5218AFP	
FB3401	1-410-397-21	FERRITE BEAD INDUCTOR		IC3511	8-759-636-55	IC M5218AFP	
FB3402	1-410-397-21	FERRITE BEAD INDUCTOR		IC3512	8-759-636-55	IC M5218AFP	
FB3403	1-410-397-21	FERRITE BEAD INDUCTOR		IC3513	8-759-636-55	IC M5218AFP	
FB3404	1-410-397-21	FERRITE BEAD INDUCTOR		IC3514	8-759-636-55	IC M5218AFP	
FB3405	1-414-813-21	INDUCTOR 0UH		IC3515	8-759-636-55	IC M5218AFP	
FB3406	1-414-813-21	INDUCTOR 0UH		IC3516	8-759-463-71	IC LC7535M-TP	
FB3407	1-414-813-21	INDUCTOR 0UH		IC3517	8-759-463-71	IC LC7535M-TP	
		< FILTER >				< JACK >	
FL3301	1-233-866-11	FILTER, BAND PASS		J3301	1-770-905-11	JACK, PIN 1P (LD IN COAXIAL)(V909/VE910)	
		< IC >		J3302	1-779-701-11	JACK, PIN 1P (LD/DVD IN)	
IC3101	8-759-636-55	IC M5218AFP				< COIL >	
IC3102	8-759-636-55	IC M5218AFP		L3301	1-410-391-11	INDUCTOR CHIP 68uH	
IC3103	8-759-636-55	IC M5218AFP		L3401	1-426-850-11	COIL (RF)	
IC3104	8-759-463-77	IC CXD8681M-TP		L3402	1-410-381-11	INDUCTOR CHIP 10uH	
IC3105	8-759-604-35	IC M5F78M05L		L3403	1-410-381-11	INDUCTOR CHIP 10uH	
IC3106	8-759-045-17	IC NJM79L05UA		L3404	1-410-381-11	INDUCTOR CHIP 10uH	
IC3107	8-759-242-70	IC TC7WU04F		L3405	1-410-381-11	INDUCTOR CHIP 10uH	
IC3108	8-759-233-26	IC TC74HC393AF-TP1				< TRANSISTOR >	
IC3301	8-749-923-05	IC TORX178 (LD/DVD IN)		Q3301	8-729-230-49	TRANSISTOR 2SC2712-YG	
IC3302	8-749-923-05	IC TORX178 (CD IN)		Q3302	8-729-230-49	TRANSISTOR 2SC2712-YG	
IC3303	8-749-923-05	IC TORX178 (DAT/MD IN)		Q3303	8-729-216-22	TRANSISTOR 2SA1162-G	
IC3304	8-749-923-04	IC TOTX178 (DAT/MD OUT)		Q3304	8-729-230-49	TRANSISTOR 2SC2712-YG	
IC3305	8-759-262-03	IC MC14577CF		Q3305	8-729-230-49	TRANSISTOR 2SC2712-YG	
IC3306	8-759-636-55	IC M5218AFP		Q3306	8-729-216-22	TRANSISTOR 2SA1162-G	
IC3307	8-759-045-17	IC NJM79L05UA		Q3307	8-729-027-43	TRANSISTOR DTC114EKA-T146	
IC3308	8-759-463-68	IC SN-PM4007A		Q3308	8-729-216-22	TRANSISTOR 2SA1162-G	
IC3309	8-759-441-94	IC IDT71256SA20Y-TL		Q3309	8-729-027-43	TRANSISTOR DTC114EKA-T146	
IC3311	8-759-326-72	IC CXD8521M		Q3310	8-729-216-22	TRANSISTOR 2SA1162-G	
IC3313	8-759-236-17	IC TC74HC151AF-TP1		Q3311	8-729-027-43	TRANSISTOR DTC114EKA-T146	
IC3314	8-759-242-70	IC TC7WU04F (V909/VE910)		Q3312	8-729-216-22	TRANSISTOR 2SA1162-G	
IC3401	8-759-370-62	IC CXD8505BQ		Q3313	8-729-027-43	TRANSISTOR DTC114EKA-T146	
IC3402	8-759-370-62	IC CXD8505BQ		Q3314	8-729-216-22	TRANSISTOR 2SA1162-G	
IC3403	8-759-370-62	IC CXD8505BQ		Q3315	8-729-027-43	TRANSISTOR DTC114EKA-T146	
IC3407	8-759-233-26	IC TC74HC393AF-TP1		Q3401	8-729-232-11	TRANSISTOR 2SK302-GR-TE85L	
IC3408	8-759-233-64	IC TC74HCU04AF		Q3402	8-729-232-11	TRANSISTOR 2SK302-GR-TE85L	
IC3409	8-759-250-81	IC TC5081AP		Q3403	8-729-230-49	TRANSISTOR 2SC2712-YG	
IC3410	8-759-446-37	IC DSP56009FJ88F		Q3404	8-729-230-49	TRANSISTOR 2SC2712-YG	
IC3411	8-759-436-44	IC IDT71024S20Y-TL		Q3405	8-729-230-49	TRANSISTOR 2SC2712-YG	
IC3412	8-759-446-40	IC SSP424023FJ88		Q3406	8-729-230-49	TRANSISTOR 2SC2712-YG	
IC3413	8-759-488-55	IC MB90641APF-G-104BND		Q3407	8-729-027-43	TRANSISTOR DTC114EKA-T146	
IC3414	8-759-232-65	IC TC74HC157AF		Q3501	8-729-107-46	TRANSISTOR 2SC3624A-L15	
IC3417	8-759-233-64	IC TC74HCU04AF		Q3502	8-729-107-46	TRANSISTOR 2SC3624A-L15	
IC3425	8-759-242-70	IC TC7WU04F		Q3503	8-729-107-46	TRANSISTOR 2SC3624A-L15	
IC3501	8-759-636-55	IC M5218AFP		Q3504	8-729-107-46	TRANSISTOR 2SC3624A-L15	
IC3502	8-759-636-55	IC M5218AFP		Q3505	8-729-107-46	TRANSISTOR 2SC3624A-L15	
				Q3506	8-729-107-46	TRANSISTOR 2SC3624A-L15	
				Q3511	8-729-107-46	TRANSISTOR 2SC3624A-L15	
				Q3512	8-729-107-46	TRANSISTOR 2SC3624A-L15	

Ref. No.	Part No.	Description	Remarks	Ref. No.	Part No.	Description	Remarks
Q3513	8-729-107-46	TRANSISTOR 2SC3624A-L15		R3311	1-216-022-00	METAL CHIP 75	5% 1/10W
Q3514	8-729-107-46	TRANSISTOR 2SC3624A-L15		R3312	1-216-025-91	METAL GLAZE 100	5% 1/10W
Q3515	8-729-107-46	TRANSISTOR 2SC3624A-L15					(V909/VE910)
Q3516	8-729-107-46	TRANSISTOR 2SC3624A-L15		R3313	1-216-022-00	METAL CHIP 75	5% 1/10W
Q3517	8-729-107-46	TRANSISTOR 2SC3624A-L15		R3314	1-216-022-00	METAL CHIP 75	5% 1/10W
Q3518	8-729-107-46	TRANSISTOR 2SC3624A-L15		R3315	1-216-025-91	METAL GLAZE 100	5% 1/10W
Q3519	8-729-107-46	TRANSISTOR 2SC3624A-L15					(V909/VE910)
Q3520	8-729-107-46	TRANSISTOR 2SC3624A-L15		R3316	1-216-073-00	METAL CHIP 10K	5% 1/10W
Q3521	8-729-107-46	TRANSISTOR 2SC3624A-L15		R3317	1-216-049-91	METAL GLAZE 1K	5% 1/10W
Q3522	8-729-107-46	TRANSISTOR 2SC3624A-L15		R3318	1-216-049-91	METAL GLAZE 1K	5% 1/10W
		< RESISTOR >		R3319	1-216-083-00	METAL CHIP 27K	5% 1/10W
R3100	1-216-065-00	METAL CHIP 4.7K	5% 1/10W	R3320	1-216-043-91	METAL GLAZE 560	5% 1/10W
R3101	1-216-065-00	METAL CHIP 4.7K	5% 1/10W	R3321	1-216-024-00	METAL GLAZE 91	5% 1/10W
R3102	1-216-065-00	METAL CHIP 4.7K	5% 1/10W	R3322	1-216-049-91	METAL GLAZE 1K	5% 1/10W
R3103	1-216-065-00	METAL CHIP 4.7K	5% 1/10W	R3323	1-216-049-91	METAL GLAZE 1K	5% 1/10W
R3104	1-216-053-00	METAL CHIP 1.5K	5% 1/10W	R3324	1-216-049-91	METAL GLAZE 1K	5% 1/10W
R3105	1-216-017-91	METAL GLAZE 47	5% 1/10W	R3325	1-216-065-00	METAL CHIP 4.7K	5% 1/10W
R3106	1-216-065-00	METAL CHIP 4.7K	5% 1/10W	R3326	1-216-029-00	METAL CHIP 150	5% 1/10W
R3107	1-216-053-00	METAL CHIP 1.5K	5% 1/10W	R3327	1-216-049-91	METAL GLAZE 1K	5% 1/10W
R3108	1-216-017-91	METAL GLAZE 47	5% 1/10W	R3328	1-216-049-91	METAL GLAZE 1K	5% 1/10W
R3109	1-216-065-00	METAL CHIP 4.7K	5% 1/10W	R3329	1-216-049-91	METAL GLAZE 1K	5% 1/10W
R3110	1-216-065-00	METAL CHIP 4.7K	5% 1/10W	R3330	1-216-049-91	METAL GLAZE 1K	5% 1/10W
R3111	1-216-073-00	METAL CHIP 10K	5% 1/10W	R3331	1-216-055-00	METAL CHIP 1.8K	5% 1/10W
R3112	1-216-027-00	METAL CHIP 120	5% 1/10W	R3332	1-216-073-00	METAL CHIP 10K	5% 1/10W
R3113	1-216-073-00	METAL CHIP 10K	5% 1/10W	R3333	1-216-073-00	METAL CHIP 10K	5% 1/10W
R3114	1-216-025-91	METAL GLAZE 100	5% 1/10W	R3334	1-216-065-00	METAL CHIP 4.7K	5% 1/10W
R3115	1-216-025-91	METAL GLAZE 100	5% 1/10W	R3335	1-216-065-00	METAL CHIP 4.7K	5% 1/10W
R3116	1-216-121-91	METAL GLAZE 1M	5% 1/10W	R3336	1-216-049-91	METAL GLAZE 1K	5% 1/10W
R3117	1-216-041-00	METAL CHIP 470	5% 1/10W	R3337	1-216-061-00	METAL CHIP 3.3K	5% 1/10W
R3118	1-216-025-91	METAL GLAZE 100	5% 1/10W	R3338	1-216-049-91	METAL GLAZE 1K	5% 1/10W
R3119	1-216-025-91	METAL GLAZE 100	5% 1/10W	R3339	1-216-071-00	METAL CHIP 8.2K	5% 1/10W
R3120	1-216-025-91	METAL GLAZE 100	5% 1/10W	R3340	1-216-081-00	METAL CHIP 22K	5% 1/10W
R3121	1-216-043-91	METAL GLAZE 560	5% 1/10W	R3341	1-216-097-91	METAL GLAZE 100K	5% 1/10W
R3123	1-216-041-00	METAL CHIP 470	5% 1/10W	R3342	1-216-063-91	METAL GLAZE 3.9K	5% 1/10W
R3124	1-216-041-00	METAL CHIP 470	5% 1/10W	R3343	1-216-065-00	METAL CHIP 4.7K	5% 1/10W
R3150	1-216-065-00	METAL CHIP 4.7K	5% 1/10W	R3344	1-216-093-00	METAL CHIP 68K	5% 1/10W
R3151	1-216-065-00	METAL CHIP 4.7K	5% 1/10W	R3345	1-216-073-00	METAL CHIP 10K	5% 1/10W
R3152	1-216-065-00	METAL CHIP 4.7K	5% 1/10W	R3346	1-216-073-00	METAL CHIP 10K	5% 1/10W
R3153	1-216-065-00	METAL CHIP 4.7K	5% 1/10W	R3347	1-216-089-91	METAL GLAZE 47K	5% 1/10W
R3154	1-216-053-00	METAL CHIP 1.5K	5% 1/10W	R3348	1-216-027-00	METAL CHIP 120	5% 1/10W
R3155	1-216-017-91	METAL GLAZE 47	5% 1/10W	R3349	1-216-089-91	METAL GLAZE 47K	5% 1/10W
R3156	1-216-065-00	METAL CHIP 4.7K	5% 1/10W	R3350	1-216-089-91	METAL GLAZE 47K	5% 1/10W
R3157	1-216-053-00	METAL CHIP 1.5K	5% 1/10W	R3351	1-216-017-91	METAL GLAZE 47	5% 1/10W
R3158	1-216-017-91	METAL GLAZE 47	5% 1/10W	R3352	1-216-025-91	METAL GLAZE 100	5% 1/10W
R3159	1-216-065-00	METAL CHIP 4.7K	5% 1/10W	R3353	1-216-025-91	METAL GLAZE 100	5% 1/10W
R3160	1-216-065-00	METAL CHIP 4.7K	5% 1/10W	R3354	1-216-073-00	METAL CHIP 10K	5% 1/10W
R3161	1-216-073-00	METAL CHIP 10K	5% 1/10W	R3355	1-216-073-00	METAL CHIP 10K	5% 1/10W
R3162	1-216-027-00	METAL CHIP 120	5% 1/10W	R3356	1-216-081-00	METAL CHIP 22K	5% 1/10W
R3163	1-216-073-00	METAL CHIP 10K	5% 1/10W	R3357	1-216-049-91	METAL GLAZE 1K	5% 1/10W
R3301	1-216-022-00	METAL CHIP 75	5% 1/10W	R3358	1-216-049-91	METAL GLAZE 1K	5% 1/10W
R3302	1-216-295-91	CONDUCTOR, CHIP (2012)		R3359	1-216-049-91	METAL GLAZE 1K	5% 1/10W
R3303	1-216-081-00	METAL CHIP 22K	5% 1/10W	R3360	1-216-049-91	METAL GLAZE 1K	5% 1/10W
R3304	1-216-065-00	METAL CHIP 4.7K	5% 1/10W	R3361	1-216-049-91	METAL GLAZE 1K	5% 1/10W
R3305	1-216-029-00	METAL CHIP 150	5% 1/10W	R3362	1-216-073-00	METAL CHIP 10K	5% 1/10W
R3306	1-216-065-00	METAL CHIP 4.7K	5% 1/10W	R3363	1-216-049-91	METAL GLAZE 1K	5% 1/10W
R3307	1-216-022-00	METAL CHIP 75	5% 1/10W	R3364	1-216-049-91	METAL GLAZE 1K	5% 1/10W
			(V909/VE910)	R3365	1-216-049-91	METAL GLAZE 1K	5% 1/10W
R3309	1-216-073-00	METAL CHIP 10K	5% 1/10W	R3366	1-216-073-00	METAL CHIP 10K	5% 1/10W
			(V909/VE910)	R3367	1-216-049-91	METAL GLAZE 1K	5% 1/10W
R3310	1-216-022-00	METAL CHIP 75	5% 1/10W				

DIGITAL

Ref. No.	Part No.	Description	Quantity	Unit	Percentage	Remarks	Ref. No.	Part No.	Description	Quantity	Unit	Percentage	Remarks
R3368	1-216-049-91	METAL GLAZE	1K		5%	1/10W	R3429	1-216-065-00	METAL CHIP	4.7K		5%	1/10W
R3369	1-216-041-00	METAL CHIP	470		5%	1/10W	R3430	1-216-065-00	METAL CHIP	4.7K		5%	1/10W
R3370	1-216-049-91	METAL GLAZE	1K		5%	1/10W	R3431	1-216-295-91	CONDUCTOR, CHIP (2012)				
R3371	1-216-049-91	METAL GLAZE	1K		5%	1/10W	R3432	1-216-065-00	METAL CHIP	4.7K		5%	1/10W
R3372	1-216-073-00	METAL CHIP	10K		5%	1/10W	R3433	1-216-065-00	METAL CHIP	4.7K		5%	1/10W
R3373	1-216-049-91	METAL GLAZE	1K		5%	1/10W	R3434	1-216-295-91	CONDUCTOR, CHIP (2012)				
R3374	1-216-049-91	METAL GLAZE	1K		5%	1/10W	R3435	1-216-065-00	METAL CHIP	4.7K		5%	1/10W
R3375	1-216-049-91	METAL GLAZE	1K		5%	1/10W	R3436	1-216-065-00	METAL CHIP	4.7K		5%	1/10W
R3376	1-216-049-91	METAL GLAZE	1K		5%	1/10W	R3437	1-216-065-00	METAL CHIP	4.7K		5%	1/10W
R3377	1-216-049-91	METAL GLAZE	1K		5%	1/10W	R3438	1-216-065-00	METAL CHIP	4.7K		5%	1/10W
R3378	1-216-049-91	METAL GLAZE	1K		5%	1/10W	R3439	1-216-295-91	CONDUCTOR, CHIP (2012)				
R3379	1-216-049-91	METAL GLAZE	1K		5%	1/10W	R3440	1-216-065-00	METAL CHIP	4.7K		5%	1/10W
R3380	1-216-049-91	METAL GLAZE	1K		5%	1/10W	R3441	1-216-065-00	METAL CHIP	4.7K		5%	1/10W
R3381	1-216-049-91	METAL GLAZE	1K		5%	1/10W	R3442	1-216-295-91	CONDUCTOR, CHIP (2012)				
R3382	1-216-049-91	METAL GLAZE	1K		5%	1/10W	R3443	1-216-065-00	METAL CHIP	4.7K		5%	1/10W
R3383	1-216-089-91	METAL GLAZE	47K		5%	1/10W	R3444	1-216-065-00	METAL CHIP	4.7K		5%	1/10W
R3384	1-216-057-00	METAL CHIP	2.2K		5%	1/10W	R3445	1-216-073-00	METAL CHIP	10K		5%	1/10W
R3385	1-216-049-91	METAL GLAZE	1K		5%	1/10W	R3446	1-216-295-91	CONDUCTOR, CHIP (2012)				
R3386	1-216-049-91	METAL GLAZE	1K		5%	1/10W	R3447	1-216-041-00	METAL CHIP	470		5%	1/10W
R3387	1-216-073-00	METAL CHIP	10K		5%	1/10W	R3448	1-216-295-91	CONDUCTOR, CHIP (2012)				
R3388	1-216-073-00	METAL CHIP	10K		5%	1/10W	R3449	1-216-295-91	CONDUCTOR, CHIP (2012)				
R3389	1-216-073-00	METAL CHIP	10K		5%	1/10W	R3450	1-216-295-91	CONDUCTOR, CHIP (2012)				
R3390	1-216-073-00	METAL CHIP	10K		5%	1/10W	R3451	1-216-295-91	CONDUCTOR, CHIP (2012)				
R3391	1-216-073-00	METAL CHIP	10K		5%	1/10W	R3452	1-216-065-00	METAL CHIP	4.7K		5%	1/10W
R3392	1-216-073-00	METAL CHIP	10K		5%	1/10W	R3453	1-216-065-00	METAL CHIP	4.7K		5%	1/10W
R3393	1-216-073-00	METAL CHIP	10K		5%	1/10W	R3454	1-216-073-00	METAL CHIP	10K		5%	1/10W
R3394	1-216-073-00	METAL CHIP	10K		5%	1/10W	R3455	1-216-065-00	METAL CHIP	4.7K		5%	1/10W
R3395	1-216-073-00	METAL CHIP	10K		5%	1/10W	R3456	1-216-065-00	METAL CHIP	4.7K		5%	1/10W
R3396	1-216-073-00	METAL CHIP	10K		5%	1/10W	R3457	1-216-065-00	METAL CHIP	4.7K		5%	1/10W
R3397	1-216-073-00	METAL CHIP	10K		5%	1/10W	R3458	1-216-065-00	METAL CHIP	4.7K		5%	1/10W
R3398	1-216-073-00	METAL CHIP	10K		5%	1/10W	R3459	1-216-073-00	METAL CHIP	10K		5%	1/10W
R3399	1-216-073-00	METAL CHIP	10K		5%	1/10W	R3460	1-216-308-00	METAL CHIP	4.7		5%	1/10W
R3400	1-216-049-91	METAL GLAZE	1K		5%	1/10W	R3461	1-216-295-91	CONDUCTOR, CHIP (2012)				
R3401	1-216-057-00	METAL CHIP	2.2K		5%	1/10W	R3462	1-216-295-91	CONDUCTOR, CHIP (2012)				
R3402	1-216-049-91	METAL GLAZE	1K		5%	1/10W	R3465	1-216-065-00	METAL CHIP	4.7K		5%	1/10W
R3403	1-216-073-00	METAL CHIP	10K		5%	1/10W	R3466	1-216-065-00	METAL CHIP	4.7K		5%	1/10W
R3404	1-216-073-00	METAL CHIP	10K		5%	1/10W	R3479	1-216-097-91	METAL GLAZE	100K		5%	1/10W
R3405	1-216-295-91	CONDUCTOR, CHIP (2012)					R3480	1-216-121-91	METAL GLAZE	1M		5%	1/10W
R3406	1-216-295-91	CONDUCTOR, CHIP (2012)					R3501	1-216-057-00	METAL CHIP	2.2K		5%	1/10W
R3407	1-216-295-91	CONDUCTOR, CHIP (2012)					R3502	1-216-049-91	METAL GLAZE	1K		5%	1/10W
R3408	1-216-073-00	METAL CHIP	10K		5%	1/10W	R3503	1-216-073-00	METAL CHIP	10K		5%	1/10W
R3409	1-216-071-00	METAL CHIP	8.2K		5%	1/10W	R3504	1-216-073-00	METAL CHIP	10K		5%	1/10W
R3410	1-216-097-91	METAL GLAZE	100K		5%	1/10W	R3505	1-216-071-00	METAL CHIP	8.2K		5%	1/10W
R3411	1-216-049-91	METAL GLAZE	1K		5%	1/10W	R3506	1-216-071-00	METAL CHIP	8.2K		5%	1/10W
R3412	1-216-049-91	METAL GLAZE	1K		5%	1/10W	R3507	1-216-295-91	CONDUCTOR, CHIP (2012)				
R3413	1-216-295-91	CONDUCTOR, CHIP (2012)					R3508	1-216-073-00	METAL CHIP	10K		5%	1/10W
R3414	1-216-295-91	CONDUCTOR, CHIP (2012)					R3509	1-216-071-00	METAL CHIP	8.2K		5%	1/10W
R3415	1-216-295-91	CONDUCTOR, CHIP (2012)					R3510	1-216-295-91	CONDUCTOR, CHIP (2012)				
R3416	1-216-049-91	METAL GLAZE	1K		5%	1/10W	R3511	1-216-049-91	METAL GLAZE	1K		5%	1/10W
R3417	1-216-017-91	METAL GLAZE	47		5%	1/10W	R3512	1-216-057-00	METAL CHIP	2.2K		5%	1/10W
R3418	1-216-049-91	METAL GLAZE	1K		5%	1/10W	R3513	1-216-295-91	CONDUCTOR, CHIP (2012)				
R3419	1-216-065-00	METAL CHIP	4.7K		5%	1/10W	R3514	1-216-049-91	METAL GLAZE	1K		5%	1/10W
R3421	1-216-073-00	METAL CHIP	10K		5%	1/10W	R3515	1-216-057-00	METAL CHIP	2.2K		5%	1/10W
R3422	1-216-295-91	CONDUCTOR, CHIP (2012)					R3516	1-216-073-00	METAL CHIP	10K		5%	1/10W
R3423	1-216-295-91	CONDUCTOR, CHIP (2012)					R3517	1-216-073-00	METAL CHIP	10K		5%	1/10W
R3424	1-216-065-00	METAL CHIP	4.7K		5%	1/10W	R3518	1-216-071-00	METAL CHIP	8.2K		5%	1/10W
R3425	1-216-065-00	METAL CHIP	4.7K		5%	1/10W	R3519	1-216-071-00	METAL CHIP	8.2K		5%	1/10W
R3426	1-216-065-00	METAL CHIP	4.7K		5%	1/10W	R3520	1-216-295-91	CONDUCTOR, CHIP (2012)				
R3427	1-216-065-00	METAL CHIP	4.7K		5%	1/10W	R3521	1-216-062-00	METAL CHIP	3.6K		5%	1/10W
R3428	1-216-295-91	CONDUCTOR, CHIP (2012)					R3522	1-216-073-00	METAL CHIP	10K		5%	1/10W

Ref. No.	Part No.	Description			Remarks	Ref. No.	Part No.	Description			Remarks
R3523	1-216-054-00	METAL GLAZE	1.6K	5%	1/10W	R3583	1-216-081-00	METAL CHIP	22K	5%	1/10W
R3524	1-216-061-00	METAL CHIP	3.3K	5%	1/10W	R3584	1-216-295-91	CONDUCTOR, CHIP (2012)			
R3525	1-216-055-00	METAL CHIP	1.8K	5%	1/10W	R3586	1-216-295-91	CONDUCTOR, CHIP (2012)			
R3526	1-216-049-91	METAL GLAZE	1K	5%	1/10W	R3587	1-216-295-91	CONDUCTOR, CHIP (2012)			
R3527	1-216-065-00	METAL CHIP	4.7K	5%	1/10W	R3588	1-216-073-00	METAL CHIP	10K	5%	1/10W
R3528	1-216-065-00	METAL CHIP	4.7K	5%	1/10W	R3589	1-216-073-00	METAL CHIP	10K	5%	1/10W
R3529	1-216-065-00	METAL CHIP	4.7K	5%	1/10W	R3590	1-216-073-00	METAL CHIP	10K	5%	1/10W
R3530	1-216-081-00	METAL CHIP	22K	5%	1/10W	R3591	1-216-295-91	CONDUCTOR, CHIP (2012)			
R3531	1-216-081-00	METAL CHIP	22K	5%	1/10W	R3592	1-216-295-91	CONDUCTOR, CHIP (2012)			
R3532	1-216-121-91	METAL GLAZE	1M	5%	1/10W	R3594	1-216-071-00	METAL CHIP	8.2K	5%	1/10W
R3533	1-216-109-00	METAL CHIP	330K	5%	1/10W	R3595	1-216-073-00	METAL CHIP	10K	5%	1/10W
R3534	1-216-109-00	METAL CHIP	330K	5%	1/10W	R3596	1-216-097-91	METAL GLAZE	100K	5%	1/10W
R3535	1-216-062-00	METAL CHIP	3.6K	5%	1/10W	R3597	1-216-065-00	METAL CHIP	4.7K	5%	1/10W
R3536	1-216-061-00	METAL CHIP	3.3K	5%	1/10W	R3598	1-216-065-00	METAL CHIP	4.7K	5%	1/10W
R3537	1-216-055-00	METAL CHIP	1.8K	5%	1/10W	R3599	1-216-041-00	METAL CHIP	470	5%	1/10W
R3538	1-216-049-91	METAL GLAZE	1K	5%	1/10W	R3600	1-216-041-00	METAL CHIP	470	5%	1/10W
R3539	1-216-073-00	METAL CHIP	10K	5%	1/10W	R3601	1-216-041-00	METAL CHIP	470	5%	1/10W
R3540	1-216-054-00	METAL GLAZE	1.6K	5%	1/10W	R3602	1-216-041-00	METAL CHIP	470	5%	1/10W
R3541	1-216-065-00	METAL CHIP	4.7K	5%	1/10W	R3603	1-216-065-00	METAL CHIP	4.7K	5%	1/10W
R3542	1-216-065-00	METAL CHIP	4.7K	5%	1/10W	R3604	1-216-065-00	METAL CHIP	4.7K	5%	1/10W
R3543	1-216-065-00	METAL CHIP	4.7K	5%	1/10W	R3605	1-216-041-00	METAL CHIP	470	5%	1/10W
R3544	1-216-097-91	METAL GLAZE	100K	5%	1/10W	R3606	1-216-041-00	METAL CHIP	470	5%	1/10W
R3545	1-216-121-91	METAL GLAZE	1M	5%	1/10W	R3607	1-216-065-00	METAL CHIP	4.7K	5%	1/10W
R3546	1-216-121-91	METAL GLAZE	1M	5%	1/10W	R3608	1-216-065-00	METAL CHIP	4.7K	5%	1/10W
R3547	1-216-121-91	METAL GLAZE	1M	5%	1/10W	R3609	1-216-041-00	METAL CHIP	470	5%	1/10W
R3548	1-216-121-91	METAL GLAZE	1M	5%	1/10W	R3610	1-216-041-00	METAL CHIP	470	5%	1/10W
R3549	1-216-073-00	METAL CHIP	10K	5%	1/10W	R3611	1-216-065-00	METAL CHIP	4.7K	5%	1/10W
R3550	1-216-081-00	METAL CHIP	22K	5%	1/10W	R3612	1-216-065-00	METAL CHIP	4.7K	5%	1/10W
R3551	1-216-121-91	METAL GLAZE	1M	5%	1/10W	R3613	1-216-041-00	METAL CHIP	470	5%	1/10W
R3552	1-216-073-00	METAL CHIP	10K	5%	1/10W	R3614	1-216-041-00	METAL CHIP	470	5%	1/10W
R3553	1-216-081-00	METAL CHIP	22K	5%	1/10W	R3615	1-216-065-00	METAL CHIP	4.7K	5%	1/10W
R3554	1-216-295-91	CONDUCTOR, CHIP (2012)				R3616	1-216-065-00	METAL CHIP	4.7K	5%	1/10W
R3555	1-216-073-00	METAL CHIP	10K	5%	1/10W	R3617	1-216-041-00	METAL CHIP	470	5%	1/10W
R3556	1-216-073-00	METAL CHIP	10K	5%	1/10W	R3618	1-216-041-00	METAL CHIP	470	5%	1/10W
R3557	1-216-071-00	METAL CHIP	8.2K	5%	1/10W	R3619	1-216-065-00	METAL CHIP	4.7K	5%	1/10W
R3558	1-216-071-00	METAL CHIP	8.2K	5%	1/10W	R3620	1-216-065-00	METAL CHIP	4.7K	5%	1/10W
R3559	1-216-295-91	CONDUCTOR, CHIP (2012)				R3621	1-216-097-91	METAL GLAZE	100K	5%	1/10W
R3560	1-216-049-91	METAL GLAZE	1K	5%	1/10W	R3622	1-216-097-91	METAL GLAZE	100K	5%	1/10W
R3561	1-216-057-00	METAL CHIP	2.2K	5%	1/10W	R3623	1-216-097-91	METAL GLAZE	100K	5%	1/10W
R3562	1-216-295-91	CONDUCTOR, CHIP (2012)				R3627	1-216-065-00	METAL CHIP	4.7K	5%	1/10W
R3563	1-216-049-91	METAL GLAZE	1K	5%	1/10W	R3628	1-216-065-00	METAL CHIP	4.7K	5%	1/10W
R3564	1-216-057-00	METAL CHIP	2.2K	5%	1/10W	R3631	1-216-079-00	METAL CHIP	18K	5%	1/10W
R3565	1-216-295-91	CONDUCTOR, CHIP (2012)				R3632	1-216-056-00	METAL GLAZE	2K	5%	1/10W
R3566	1-216-073-00	METAL CHIP	10K	5%	1/10W	R3633	1-216-079-00	METAL CHIP	18K	5%	1/10W
R3567	1-216-073-00	METAL CHIP	10K	5%	1/10W	R3634	1-216-056-00	METAL GLAZE	2K	5%	1/10W
R3568	1-216-071-00	METAL CHIP	8.2K	5%	1/10W	R3635	1-216-079-00	METAL CHIP	18K	5%	1/10W
R3569	1-216-071-00	METAL CHIP	8.2K	5%	1/10W	R3636	1-216-056-00	METAL GLAZE	2K	5%	1/10W
R3570	1-216-295-91	CONDUCTOR, CHIP (2012)				R3637	1-216-079-00	METAL CHIP	18K	5%	1/10W
R3571	1-216-073-00	METAL CHIP	10K	5%	1/10W	R3638	1-216-056-00	METAL GLAZE	2K	5%	1/10W
R3572	1-216-071-00	METAL CHIP	8.2K	5%	1/10W	R3639	1-216-079-00	METAL CHIP	18K	5%	1/10W
R3573	1-216-071-00	METAL CHIP	8.2K	5%	1/10W	R3640	1-216-056-00	METAL GLAZE	2K	5%	1/10W
R3574	1-216-295-91	CONDUCTOR, CHIP (2012)				R3641	1-216-079-00	METAL CHIP	18K	5%	1/10W
R3575	1-216-049-91	METAL GLAZE	1K	5%	1/10W	R3642	1-216-056-00	METAL GLAZE	2K	5%	1/10W
R3576	1-216-057-00	METAL CHIP	2.2K	5%	1/10W	R3650	1-216-065-00	METAL CHIP	4.7K	5%	1/10W
R3577	1-216-295-91	CONDUCTOR, CHIP (2012)				R3651	1-216-065-00	METAL CHIP	4.7K	5%	1/10W
R3578	1-216-121-91	METAL GLAZE	1M	5%	1/10W	R3652	1-216-073-00	METAL CHIP	10K	5%	1/10W
R3579	1-216-073-00	METAL CHIP	10K	5%	1/10W	R3653	1-216-295-91	CONDUCTOR, CHIP (2012)			
R3580	1-216-081-00	METAL CHIP	22K	5%	1/10W	R3654	1-216-073-00	METAL CHIP	10K	5%	1/10W
R3581	1-216-121-91	METAL GLAZE	1M	5%	1/10W	R3655	1-216-295-91	CONDUCTOR, CHIP (2012)			
R3582	1-216-073-00	METAL CHIP	10K	5%	1/10W	R3656	1-216-065-00	METAL CHIP	4.7K	5%	1/10W

DIGITAL	DISPLAY	L.B
---------	---------	-----

Ref. No.	Part No.	Description	Remarks
R3657	1-216-065-00	METAL CHIP 4.7K	5% 1/10W
R3658	1-216-073-00	METAL CHIP 10K	5% 1/10W
R3659	1-216-295-91	CONDUCTOR, CHIP (2012)	
R3660	1-216-073-00	METAL CHIP 10K	5% 1/10W
R3661	1-216-295-91	CONDUCTOR, CHIP (2012)	
R3662	1-216-073-00	METAL CHIP 10K	5% 1/10W
R3663	1-216-295-91	CONDUCTOR, CHIP (2012)	
R3664	1-216-073-00	METAL CHIP 10K	5% 1/10W
R3665	1-216-065-00	METAL CHIP 4.7K	5% 1/10W
R3666	1-216-065-00	METAL CHIP 4.7K	5% 1/10W
R3667	1-216-073-00	METAL CHIP 10K	5% 1/10W
R3668	1-216-295-91	CONDUCTOR, CHIP (2012)	
R3669	1-216-073-00	METAL CHIP 10K	5% 1/10W
R3670	1-216-295-91	CONDUCTOR, CHIP (2012)	
R3671	1-216-073-00	METAL CHIP 10K	5% 1/10W
R3672	1-216-295-91	CONDUCTOR, CHIP (2012)	
R3673	1-216-065-00	METAL CHIP 4.7K	5% 1/10W
R3674	1-216-065-00	METAL CHIP 4.7K	5% 1/10W
R3675	1-216-073-00	METAL CHIP 10K	5% 1/10W
R3676	1-216-295-91	CONDUCTOR, CHIP (2012)	
R3677	1-216-073-00	METAL CHIP 10K	5% 1/10W
R3678	1-216-295-91	CONDUCTOR, CHIP (2012)	
R3679	1-216-065-00	METAL CHIP 4.7K	5% 1/10W
R3680	1-216-065-00	METAL CHIP 4.7K	5% 1/10W
R3681	1-216-073-00	METAL CHIP 10K	5% 1/10W
R3682	1-216-295-91	CONDUCTOR, CHIP (2012)	
R3683	1-216-073-00	METAL CHIP 10K	5% 1/10W
R3684	1-216-295-91	CONDUCTOR, CHIP (2012)	
R3701	1-216-097-91	METAL GLAZE 100K	5% 1/10W
R3702	1-216-097-91	METAL GLAZE 100K	5% 1/10W
R3703	1-216-295-91	CONDUCTOR, CHIP (2012)	
R3704	1-216-295-91	CONDUCTOR, CHIP (2012)	
R3706	1-216-295-91	CONDUCTOR, CHIP (2012)	
< VARIABLE RESISTOR >			
RV3301	1-241-765-11	RES, ADJ, CARBON 22K	
< VIBRATOR >			
X3302	1-767-434-11	VIBRATOR, CRYSTAL 18.432MHz	
X3401	1-767-359-11	VIBRATOR, CERAMIC 4MHz	
X3501	1-767-576-11	VIBRATOR, CRYSTAL 12.288MHz	

*	A-4398-225-A	DISPLAY BOARD, COMPLETE (DE915:US,CND)	

*	A-4398-246-A	DISPLAY BOARD, COMPLETE (DE915:AUS)	

*	A-4398-281-A	DISPLAY BOARD, COMPLETE (DE915:PX)	

*	A-4398-284-A	DISPLAY BOARD, COMPLETE (V909/VE910)	

		L.B BOARD	

*	4-921-941-01	CUSHION (FL)	
*	4-990-797-01	HOLDER (FL)	
< CAPACITOR >			
C101	1-164-159-11	CERAMIC 0.1uF	50V
C102	1-164-159-11	CERAMIC 0.1uF	50V
C103	1-164-159-11	CERAMIC 0.1uF	50V
C104	1-164-159-11	CERAMIC 0.1uF	50V
C105	1-164-159-11	CERAMIC 0.1uF	50V

Ref. No.	Part No.	Description	Remarks
C106	1-164-159-11	CERAMIC 0.1uF	50V
C111	1-126-786-11	ELECT 47uF	20% 16V
C113	1-126-786-11	ELECT 47uF	20% 16V
C115	1-104-905-11	CAPACITOR 0.22F	5.5V
C116	1-164-159-11	CERAMIC 0.1uF	50V
C117	1-164-159-11	CERAMIC 0.1uF	50V
C135	1-126-795-11	ELECT 10uF	20% 50V
C140	1-126-786-11	ELECT 47uF	20% 16V
C141	1-164-159-11	CERAMIC 0.1uF	50V
C142	1-164-159-11	CERAMIC 0.1uF	50V
< CONNECTOR >			
CNP101	1-779-365-11	CONNECTOR, PC BOARD (PLUG) 8P	
CNS102	1-770-397-11	HOUSING, CONNECTOR(PC BOARD)4P	
CNS103	1-779-366-11	CONNECTOR, BOARD TO BOARD 4P	
CNS104	1-569-308-11	SOCKET, CONNECTOR (L TYRE) 19P	
CNS105	1-569-324-11	SOCKET, CONNECTOR 21P	
CNS107	1-568-438-11	SOCKET, CONNECTOR 17P	
< DIODE >			
D101	8-719-313-45	DIODE SEL6810A-TH10 (PHONO)	
D102	8-719-313-45	DIODE SEL6810A-TH10 (TUNER)	
D103	8-719-313-45	DIODE SEL6810A-TH10 (CD)	
D104	8-719-313-45	DIODE SEL6810A-TH10 (DAT/MD)	
D105	8-719-313-45	DIODE SEL6810A-TH10 (TAPE)	
D106	8-719-313-45	DIODE SEL6810A-TH10 (TV/DBS)	
D107	8-719-313-45	DIODE SEL6810A-TH10 (LD/DBS)	
D108	8-719-313-45	DIODE SEL6810A-TH10 (VIDEO 3)	
D109	8-719-313-45	DIODE SEL6810A-TH10 (VIDEO 2)	
D110	8-719-313-45	DIODE SEL6810A-TH10 (VIDEO 1)	
D111	8-719-313-45	DIODE SEL6810A-TH10 (DIRECT PASS)	
D115	8-719-313-45	DIODE SEL6810A-TH10 (SUR)	
D116	8-719-313-45	DIODE SEL6810A-TH10 (TONE)	
D117	8-719-313-45	DIODE SEL6810A-TH10 (INDEX)	
D118	8-719-313-45	DIODE SEL6810A-TH10 (BASS BOOST)	
D119	8-719-313-43	DIODE SEL6210S-TH10 (STANDBY) (DE915:AUS/V909/VE910)	
D133	8-719-987-63	DIODE 1N4148M	
D134	8-719-024-99	DIODE 11ES2-NTA2B	
D135	8-719-057-97	DIODE SEL5923A-TP15 (DISCRETE)	
D142	8-719-987-63	DIODE 1N4148M	
D143	8-719-987-63	DIODE 1N4148M	
D144	8-719-987-63	DIODE 1N4148M	
< FILTER >			
FL101	1-517-671-11	INDICATOR TUBE, FLUORESCENT	
< IC >			
IC101	8-759-459-84	IC NJL56H400	
IC103	8-759-457-56	IC MB90673PF-G-206-BND	
IC106	8-759-962-08	IC BA6208	
IC107	8-759-075-35	IC TD62C950RF	
IC108	8-759-999-53	IC MSC1164GS-K	
< COIL >			
L101	1-410-509-11	INDUCTOR 10uH	

Ref. No.	Part No.	Description	Remarks	Ref. No.	Part No.	Description	Remarks
		< TRANSISTOR >					
Q101	8-729-900-36	TRANSISTOR DTC124ES		R164	1-249-429-11	CARBON 10K 5%	1/4W
Q103	8-729-900-36	TRANSISTOR DTC124ES		R165	1-249-429-11	CARBON 10K 5%	1/4W
Q104	8-729-900-36	TRANSISTOR DTC124ES (V909/VE910)		R166	1-249-429-11	CARBON 10K 5%	1/4W
Q105	8-729-900-36	TRANSISTOR DTC124ES (DE915:AUS/V909/VE910)		R188	1-249-411-11	CARBON 330 5%	1/4W
				R189	1-249-413-11	CARBON 470 5%	1/4W F
Q106	8-729-900-36	TRANSISTOR DTC124ES		R190	1-249-415-11	CARBON 680 5%	1/4W F
Q107	8-729-900-36	TRANSISTOR DTC124ES		R191	1-249-417-11	CARBON 1K 5%	1/4W F
Q108	8-729-900-36	TRANSISTOR DTC124ES		R192	1-249-419-11	CARBON 1.5K 5%	1/4W F
Q111	8-729-900-36	TRANSISTOR DTC124ES		R193	1-249-421-11	CARBON 2.2K 5%	1/4W F
Q112	8-729-900-36	TRANSISTOR DTC124ES		R194	1-249-425-11	CARBON 4.7K 5%	1/4W F
Q113	8-729-900-36	TRANSISTOR DTC124ES		R195	1-249-411-11	CARBON 330 5%	1/4W
Q114	8-729-900-36	TRANSISTOR DTC124ES		R196	1-249-413-11	CARBON 470 5%	1/4W F
Q115	8-729-900-36	TRANSISTOR DTC124ES		R197	1-249-415-11	CARBON 680 5%	1/4W F
Q116	8-729-900-36	TRANSISTOR DTC124ES		R198	1-249-417-11	CARBON 1K 5%	1/4W F
Q117	8-729-900-36	TRANSISTOR DTC124ES		R199	1-249-419-11	CARBON 1.5K 5%	1/4W F
Q118	8-729-900-36	TRANSISTOR DTC124ES		RR10	1-249-425-11	CARBON 4.7K 5%	1/4W F
Q119	8-729-900-36	TRANSISTOR DTC124ES		RR11	1-249-411-11	CARBON 330 5%	1/4W
Q120	8-729-900-36	TRANSISTOR DTC124ES		RR12	1-249-413-11	CARBON 470 5%	1/4W F (DE915:AUS,PX/V909/VE910)
Q121	8-729-900-36	TRANSISTOR DTC124ES		RR13	1-249-415-11	CARBON 680 5%	1/4W F (DE915:PX/V909/VE910)
Q122	8-729-900-36	TRANSISTOR DTC124ES		RR14	1-249-417-11	CARBON 1K 5%	1/4W F (V909/VE910)
Q123	8-729-900-36	TRANSISTOR DTC124ES		RR15	1-249-419-11	CARBON 1.5K 5%	1/4W F (V909/VE910)
Q124	8-729-119-76	TRANSISTOR 2SA1175-HFE					
		< RESISTOR >					
R101	1-249-437-11	CARBON 47K	5%	1/4W			
R102	1-249-429-11	CARBON 10K	5%	1/4W			
R111	1-247-807-31	CARBON 100	5%	1/4W			
R112	1-247-807-31	CARBON 100	5%	1/4W			
R113	1-247-807-31	CARBON 100	5%	1/4W			
R114	1-247-807-31	CARBON 100	5%	1/4W			
R118	1-249-417-11	CARBON 1K	5%	1/4W F			
R119	1-249-417-11	CARBON 1K	5%	1/4W F			
R120	1-249-417-11	CARBON 1K	5%	1/4W F			
R121	1-249-417-11	CARBON 1K	5%	1/4W F			
R122	1-249-425-11	CARBON 4.7K	5%	1/4W F			
R123	1-249-425-11	CARBON 4.7K	5%	1/4W F			
R124	1-249-425-11	CARBON 4.7K	5%	1/4W F			
R125	1-249-425-11	CARBON 4.7K	5%	1/4W F			
R126	1-249-425-11	CARBON 4.7K	5%	1/4W F			
R127	1-249-425-11	CARBON 4.7K	5%	1/4W F			
R128	1-249-417-11	CARBON 1K	5%	1/4W F			
R130	1-249-429-11	CARBON 10K	5%	1/4W			
R131	1-249-419-11	CARBON 1.5K	5%	1/4W F			
R141	1-249-441-11	CARBON 100K	5%	1/4W			
R142	1-249-441-11	CARBON 100K	5%	1/4W			
R150	1-249-393-11	CARBON 10	5%	1/4W F			
R151	1-249-433-11	CARBON 22K	5%	1/4W			
R152	1-249-437-11	CARBON 47K	5%	1/4W			
△ R153	1-249-385-11	CARBON 2.2	5%	1/6W F			
△ R154	1-249-385-11	CARBON 2.2	5%	1/6W F			
R155	1-249-411-11	CARBON 330	5%	1/4W			
R156	1-249-411-11	CARBON 330	5%	1/4W			
R157	1-249-411-11	CARBON 330	5%	1/4W			
R158	1-249-411-11	CARBON 330	5%	1/4W			
R160	1-249-411-11	CARBON 330	5%	1/4W			
R161	1-249-411-11	CARBON 330	5%	1/4W			
		(DE915:AUS/V909/VE910)					
R162	1-249-429-11	CARBON 10K	5%	1/4W			
		< SWITCH >					
				S123	1-762-751-11	SWITCH, TACTILE (<)	
				S124	1-762-751-11	SWITCH, TACTILE (>)	
				S125	1-762-751-11	SWITCH, TACTILE (MEMORY) (DE915)	
				S126	1-762-751-11	SWITCH, TACTILE (FM MODE) (DE915)	
				S127	1-762-751-11	SWITCH, TACTILE (FM/AM) (DE915)	
				S127	1-762-751-11	SWITCH, TACTILE (DIMMER) (V909/VE910)	
				S128	1-762-751-11	SWITCH, TACTILE (DISPLAY)	
				S129	1-762-751-11	SWITCH, TACTILE (^)	
				S130	1-762-751-11	SWITCH, TACTILE (v)	
				S131	1-762-751-11	SWITCH, TACTILE (PRESET -) (DE915)	
				S132	1-762-751-11	SWITCH, TACTILE (TUNING -) (DE915)	
				S133	1-762-751-11	SWITCH, TACTILE (PRESET +) (DE915)	
				S134	1-762-751-11	SWITCH, TACTILE (TUNING +) (DE915)	
				S135	1-762-751-11	SWITCH, TACTILE (BASS BOOST)	
				S151	1-762-751-11	SWITCH, TACTILE (POWER) (DE915)	
						< VIBRATOR >	
				X101	1-567-819-11	VIBRATOR, CERAMIC 4MHZ	
				*	1-665-779-11	HEADPHONE BOARD	

						< CONNECTOR >	
				* CNP702	1-564-518-11	PLUG, CONNECTOR 3P	
						< JACK >	
				J701	1-568-519-41	JACK, LARGE TYPE (PHONES)	

The components identified by mark △ or dotted line with mark △ are critical for safety. Replace only with part number specified.	Les composants identifiés par une marque △ sont critiques pour la sécurité. Ne les remplacer que par une pièce portant le numéro spécifié.
--	--

JOINT (VIDEO)

PS

REAR AMP

Ref. No.	Part No.	Description	Remarks
*	1-667-185-11	JOINT (VIDEO) BOARD *****	
		< CONNECTOR >	
CNP214	1-695-087-11	PIN, CONNECTOR (PC BOARD) 7P	
CNP215	1-695-087-11	PIN, CONNECTOR (PC BOARD) 7P	

*	A-4398-249-A	PS BOARD, COMPLETE (DE915:AUS/VE910: ***** AEP,UK,G,AED,EE)	
*	A-4398-261-A	PS BOARD, COMPLETE (DE915:US,CND) *****	
*	A-4398-278-A	PS BOARD, COMPLETE (V909/VE910:E,SP,MY) *****	
*	A-4398-282-A	PS BOARD, COMPLETE (DE915:PX) *****	
	7-685-872-09	SCREW +BVTT 3X8 (S)	
	1-533-399-31	HOLDER, FUSE	
		< CAPACITOR >	
△ C901	1-136-157-00	FILM 0.022uF 5% 50V	
△ C902	1-136-157-00	FILM 0.022uF 5% 50V	
C903	1-126-768-11	ELECT 2200uF 20% 16V	
C904	1-126-960-11	ELECT 1uF 20% 50V	
C905	1-126-959-11	ELECT 0.47uF 20% 50V	
	C906	1-124-464-11	ELECT 0.22uF 20% 50V
	C913	1-164-159-11	CERAMIC 0.1uF 50V
		< JACK >	
△ CNJ901	1-540-060-11	OUTLET, AC (POLAR) (AC OUTLET) (US,CND,PX,CH)	
		< CONNECTOR >	
	CNP903	1-564-321-00	PIN, CONNECTOR 2P
*	CNP904	1-580-230-21	PIN, CONNECTOR (PC BOARD) 2P (DE915:AUS/V909/VE910)
	CNP905	1-695-087-11	PIN, CONNECTOR (PC BOARD) 7P
*	CNP906	1-564-687-11	PIN, CONNECTOR 3P (DE915:PX,VE910:E)
	CNP908	1-564-320-00	PIN, CONNECTOR (B2P-VH) 2P (DE915:PX,VE910:E)
		< DIODE >	
	D901	8-719-024-99	DIODE 11ES2-NTA2B
	D902	8-719-024-99	DIODE 11ES2-NTA2B
	D903	8-719-024-99	DIODE 11ES2-NTA2B
	D904	8-719-024-99	DIODE 11ES2-NTA2B
	D905	8-719-987-63	DIODE 1N4148M
	D906	8-719-987-63	DIODE 1N4148M
	D907	8-719-987-63	DIODE 1N4148M
		< TERMINAL, EARTH >	
*	EB900	1-537-738-21	TERMINAL, EARTH (DE915:US,CND,PX/V909/VE910:E,SP,MY)
		< FUSE >	
△ F901	1-532-504-51	FUSE, TIME LAG 4A 250V (EXCEPT DE915:US,CND)	
△ F901	1-533-311-11	FUSE, GLASS CYLINDRICAL 8A 125V (DE915:US,CND)	
△ F902	1-532-464-51	FUSE, TIME LAG 2.5A 250V (DE915:AUS/VE910)	
△ F903	1-532-504-51	FUSE, TIME LAG 4A 250V (DE915:PX,VE910:E)	

Ref. No.	Part No.	Description	Remarks
		< IC >	
IC901	8-759-333-83	IC NJM2103D	
		< TRANSISTOR >	
Q901	8-729-119-79	TRANSISTOR 2SC2785-FEK	
Q902	8-729-209-15	TRANSISTOR 2SD2012	
		< RESISTOR >	
△ R901	1-202-725-00	SOLID 3.3M 10% 1/2W (DE915:US,CND)	
R902	1-249-429-11	CARBON 10K 5% 1/4W	
R903	1-249-425-11	CARBON 4.7K 5% 1/4W F	
R904	1-249-417-11	CARBON 1K 5% 1/4W F	
R905	1-249-428-11	CARBON 8.2K 5% 1/4W F	
R906	1-249-421-11	CARBON 2.2K 5% 1/4W F	
R908	1-249-433-11	CARBON 22K 5% 1/4W	
R909	1-249-439-11	CARBON 68K 5% 1/4W	
R910	1-249-437-11	CARBON 47K 5% 1/4W	
R912	1-249-430-11	CARBON 12K 5% 1/4W	
		< RELAY >	
RY901	1-515-999-11	RELAY, POWER	
		< TRANSFORMER >	
△ T902	1-431-430-11	TRANSFORMER, POWER (DE915:US,CND)	
△ T902	1-431-431-11	TRANSFORMER, POWER (DE915:AUS,PX/V909/VE910)	

*	A-4398-234-A	REAR AMP BOARD, COMPLETE (V909/VE910) *****	
*	A-4398-248-A	REAR AMP BOARD, COMPLETE (DE915:AUS) *****	
*	A-4398-258-A	REAR AMP BOARD, COMPLETE (DE915:US, ***** CND,PX)	
		< CAPACITOR >	
C701	1-126-964-11	ELECT 10uF 20% 50V	
C702	1-162-282-31	CERAMIC 100PF 10% 50V	
C703	1-102-233-00	CERAMIC 33PF 10% 500V	
C705	1-126-933-11	ELECT 100uF 20% 10V	
C720	1-126-967-11	ELECT 47uF 20% 16V	
C721	1-107-597-11	CERAMIC 22PF 10% 500V	
C722	1-107-597-11	CERAMIC 22PF 10% 500V	
C723	1-162-286-31	CERAMIC 220PF 10% 50V	
C751	1-126-964-11	ELECT 10uF 20% 50V	
C752	1-162-282-31	CERAMIC 100PF 10% 50V	
C753	1-102-233-00	CERAMIC 33PF 10% 500V	
C755	1-126-933-11	ELECT 100uF 20% 10V	
C770	1-126-967-11	ELECT 47uF 20% 16V	
C771	1-107-597-11	CERAMIC 22PF 10% 500V	
C772	1-107-597-11	CERAMIC 22PF 10% 500V	
C773	1-162-286-31	CERAMIC 220PF 10% 50V	
C793	1-126-923-11	ELECT 220uF 20% 10V	
C798	1-128-560-11	ELECT 22uF 20% 100V	
C799	1-128-560-11	ELECT 22uF 20% 100V	

The components identified by mark △ or dotted line with mark △ are critical for safety. Replace only with part number specified.

Les composants identifiés par une marque △ sont critiques pour la sécurité. Ne les remplacer que par une pièce portant le numéro spécifié.

Ref. No.	Part No.	Description	Remarks
		< CONNECTOR >	
CNP704	1-564-320-00	PIN, CONNECTOR (B2P-VH) 2P	
* CNP705	1-564-242-00	PIN, CONNECTOR 5P	
CNP706	1-564-320-00	PIN, CONNECTOR (B2P-VH) 2P	
CNS704	1-564-510-11	PLUG, CONNECTOR 7P	
		< DIODE >	
D701	8-719-987-63	DIODE 1N4148M	
D702	8-719-010-06	DIODE UZ-2.2BS	
D703	8-719-010-06	DIODE UZ-2.2BS	
D704	8-719-987-63	DIODE 1N4148M	
D751	8-719-987-63	DIODE 1N4148M	
D752	8-719-010-06	DIODE UZ-2.2BS	
D753	8-719-010-06	DIODE UZ-2.2BS	
D754	8-719-987-63	DIODE 1N4148M	
		< IC >	
IC701	8-759-326-52	IC uPC2581V	
		< TRANSISTOR >	
Q701	8-729-900-80	TRANSISTOR DTC114ES	
Q703	8-729-422-57	TRANSISTOR UN4111	
Q704	8-729-119-76	TRANSISTOR 2SA1175-HFE	
Q705	8-729-141-30	TRANSISTOR 2SC3623A-LK	
Q706	8-749-010-25	IC MN2488-OPY-M	
Q707	8-749-010-26	IC MP1620-OPY-M	
Q708	8-729-140-82	TRANSISTOR 2SA988-PAFAEA	
Q754	8-729-119-76	TRANSISTOR 2SA1175-HFE	
Q755	8-729-141-30	TRANSISTOR 2SC3623A-LK	
Q756	8-749-010-25	IC MN2488-OPY-M	
Q757	8-749-010-26	IC MP1620-OPY-M	
Q758	8-729-140-82	TRANSISTOR 2SA988-PAFAEA	
		< RESISTOR >	
R701	1-249-417-11	CARBON 1K 5% 1/4W F	
R702	1-249-439-11	CARBON 68K 5% 1/4W	
R703	1-249-439-11	CARBON 68K 5% 1/4W	
R704	1-249-406-11	CARBON 120 5% 1/4W F	(V909/VE910)
R704	1-247-807-31	CARBON 100 5% 1/4W	(DE915)
R721	1-249-437-11	CARBON 47K 5% 1/4W F	
R722	1-249-421-11	CARBON 2.2K 5% 1/4W F	
R723	1-249-414-11	CARBON 560 5% 1/4W F	
△ R724	1-249-408-11	CARBON 180 5% 1/4W F	
△ R725	1-249-408-11	CARBON 180 5% 1/4W F	
△ R726	1-233-352-41	ENCAPSULATED COMPONENT 0.22X2 2W	
R727	1-247-850-11	CARBON 6.2K 5% 1/4W	
R728	1-249-419-11	CARBON 1.5K 5% 1/4W F	
R732	1-249-437-11	CARBON 47K 5% 1/4W	
R751	1-249-417-11	CARBON 1K 5% 1/4W F	
R752	1-249-439-11	CARBON 68K 5% 1/4W	
R753	1-249-439-11	CARBON 68K 5% 1/4W	
R754	1-249-406-11	CARBON 120 5% 1/4W F	(V909/VE910)
R754	1-247-807-31	CARBON 100 5% 1/4W	(DE915)
R771	1-249-437-11	CARBON 47K 5% 1/4W	
R772	1-249-421-11	CARBON 2.2K 5% 1/4W F	
R773	1-249-414-11	CARBON 560 5% 1/4W F	
△ R774	1-249-408-11	CARBON 180 5% 1/4W F	

Ref. No.	Part No.	Description	Remarks
△ R775	1-249-408-11	CARBON 180 5% 1/4W F	
△ R776	1-233-352-41	ENCAPSULATED COMPONENT 0.22X2 2W	
R777	1-247-850-11	CARBON 6.2K 5% 1/4W	
R778	1-249-419-11	CARBON 1.5K 5% 1/4W F	
R782	1-249-437-11	CARBON 47K 5% 1/4W	
R790	1-249-417-11	CARBON 1K 5% 1/4W F	
R794	1-249-425-11	CARBON 4.7K 5% 1/4W F	
△ R798	1-249-393-11	CARBON 10 5% 1/4W F	
△ R799	1-249-393-11	CARBON 10 5% 1/4W F	

*	A-4398-229-A	S VIDEO BOARD, COMPLETE (DE915:US,CND)	

*	A-4398-251-A	S VIDEO BOARD, COMPLETE (DE915:AUS,PX)	

*	A-4398-285-A	S VIDEO BOARD, COMPLETE (V909/VE910)	

		< CAPACITOR >	
C205	1-130-495-00	MYLAR 0.1uF 5% 50V	(EXCEPT DE915:US,CND)
C207	1-130-483-00	MYLAR 0.01uF 5% 50V	(EXCEPT DE915:US,CND)
C209	1-130-495-00	MYLAR 0.1uF 5% 50V	(EXCEPT DE915:US,CND)
C210	1-124-903-11	ELECT 1uF 20% 50V	(EXCEPT DE915:US,CND)
C214	1-130-495-00	MYLAR 0.1uF 5% 50V	(EXCEPT DE915:US,CND)
C215	1-164-159-11	CERAMIC 0.1uF 50V	
C216	1-164-159-11	CERAMIC 0.1uF 50V	(DE915:US,CND)
C217	1-126-967-11	ELECT 47uF 20% 16V	
C221	1-126-964-11	ELECT 10uF 20% 50V	(DE915:US,CND)
C222	1-162-294-31	CERAMIC 0.001uF 10% 50V	(DE915:US,CND)
C225	1-130-483-00	MYLAR 0.01uF 5% 50V	(EXCEPT DE915:US,CND)
C226	1-124-907-11	ELECT 10uF 20% 50V	(EXCEPT DE915:US,CND)
C227	1-124-907-11	ELECT 10uF 20% 50V	(EXCEPT DE915:US,CND)
C229	1-124-903-11	ELECT 1uF 20% 50V	(EXCEPT DE915:US,CND)
C245	1-130-495-00	MYLAR 0.1uF 5% 50V	(EXCEPT DE915:US,CND)
C278	1-124-903-11	ELECT 1uF 20% 50V	(EXCEPT DE915:US,CND)
C261	1-102-074-00	CERAMIC 0.001uF 10% 50V	(DE915:US,CND)
C297	1-126-923-11	ELECT 220uF 20% 10V	(DE915:US,CND)
C2238	1-102-074-00	CERAMIC 0.001uF 10% 50V	(DE915:US,CND)
		< JACK >	
* CNJ202	1-564-507-11	PLUG, CONNECTOR 4P	
CNJ203	1-568-440-11	SOCKET, CONNECTOR 17P	

The components identified by mark △ or dotted line with mark △ are critical for safety. Replace only with part number specified.	Les composants identifiés par une marque △ sont critiques pour la sécurité. Ne les remplacer que par une pièce portant le numéro spécifié.
--	--

S VIDEO

Ref. No.	Part No.	Description	Remarks	Ref. No.	Part No.	Description	Remarks
		< CONNECTOR >				< RESISTOR >	
CNS214	1-695-092-11	SOCKET, CONNECTOR 7P		R1	1-249-413-11	CARBON 470	5% 1/4W F (DE915:US,CND)
		< DIODE >		R2	1-249-413-11	CARBON 470	5% 1/4W F (DE915:US,CND)
D201	8-719-987-63	DIODE 1N4148M (DE915:US,CND)		R6	1-247-843-11	CARBON 3.3K	5% 1/4W (DE915:US,CND)
D210	8-719-987-63	DIODE 1N4148M (DE915:US,CND)		R7	1-249-429-11	CARBON 10K	5% 1/4W (DE915:US,CND)
		< IC >		R201	1-249-417-11	CARBON 1K	5% 1/4W F (DE915:US,CND)
IC201	8-759-135-80	IC uPC358C (DE915:US,CND)		R202	1-249-417-11	CARBON 1K	5% 1/4W F (DE915:US,CND)
IC203	8-759-061-95	IC SN761200 (EXCEPT DE915:US,CND)		R203	1-249-437-11	CARBON 47K	5% 1/4W (DE915:US,CND)
IC204	8-759-061-95	IC SN761200 (EXCEPT DE915:US,CND)		R205	1-247-807-31	CARBON 100	5% 1/4W (EXCEPT DE915:US,CND)
IC223	8-759-388-26	IC NJM2129D (DE915:US,CND)		R206	1-247-807-31	CARBON 100	5% 1/4W (EXCEPT DE915:US,CND)
		< JACK >		R214	1-249-429-11	CARBON 10K	5% 1/4W (EXCEPT DE915:US,CND)
J201	1-563-330-11	JACK (TV/DBS) (DE915:US,CND)		R215	1-249-403-11	CARBON 68	5% 1/4W F (EXCEPT DE915:US,CND)
J202	1-507-967-11	JACK (S-LINK) (DE915:US,CND)		R218	1-249-403-11	CARBON 68	5% 1/4W F (EXCEPT DE915:US,CND)
J204	1-537-943-11	TERMINAL, S (MONITOR) (EXCEPT DE915:US,CND)		R219	1-249-403-11	CARBON 68	5% 1/4W F (EXCEPT DE915:US,CND)
J205	1-537-943-11	TERMINAL, S (LD VIDEO IN) (EXCEPT DE915:US,CND)		R220	1-249-409-11	CARBON 220	5% 1/4W F (EXCEPT DE915:US,CND)
J207	1-691-964-11	CONNECTOR (ROUND TYPE) (VIDEO 1 IN) (EXCEPT DE915:US,CND)		R221	1-249-414-11	CARBON 560	5% 1/4W F (DE915:US,CND)
J212	1-563-330-11	JACK (VIDEO 1) (DE915:US,CND)		R222	1-249-414-11	CARBON 560	5% 1/4W F (DE915:US,CND)
J213	1-563-330-11	JACK (VIDEO 2) (DE915:US,CND)		R223	1-249-409-11	CARBON 220	5% 1/4W F (EXCEPT DE915:US,CND)
J214	1-563-330-11	JACK (MONITOR) (DE915:US,CND)		R224	1-249-433-11	CARBON 22K	5% 1/4W (DE915:US,CND)
		< COIL >		R225	1-249-427-11	CARBON 6.8K	5% 1/4W F (DE915:US,CND)
L203	1-410-521-11	INDUCTOR 100uH		R228	1-249-411-11	CARBON 330	5% 1/4W (EXCEPT DE915:US,CND)
		< TRANSISTOR >		R229	1-249-417-11	CARBON 1K	5% 1/4W F (DE915:US,CND)
Q1	8-729-119-76	TRANSISTOR 2SA1175-HFE (EXCEPT DE915:US,CND)		R230	1-249-411-11	CARBON 330	5% 1/4W (EXCEPT DE915:US,CND)
Q201	8-729-422-57	TRANSISTOR UN4111 (EXCEPT DE915:US,CND)		R233	1-249-426-11	CARBON 5.6K	5% 1/4W (EXCEPT DE915:US,CND)
Q205	8-729-119-76	TRANSISTOR 2SA1175-HFE (DE915:US,CND)		R234	1-249-426-11	CARBON 5.6K	5% 1/4W (EXCEPT DE915:US,CND)
Q206	8-729-119-76	TRANSISTOR 2SA1175-HFE (EXCEPT DE915:US,CND)		R236	1-249-429-11	CARBON 10K	5% 1/4W (EXCEPT DE915:US,CND)
Q207	8-729-620-05	TRANSISTOR 2SC2603-EF (EXCEPT DE915:US,CND)		R238	1-249-403-11	CARBON 68	5% 1/4W F (EXCEPT DE915:US,CND)
Q208	8-729-620-05	TRANSISTOR 2SC2603-EF (EXCEPT DE915:US,CND)		R239	1-249-403-11	CARBON 68	5% 1/4W F (EXCEPT DE915:US,CND)
Q209	8-729-620-05	TRANSISTOR 2SC2603TP-EF (DE915:US,CND)		R240	1-249-403-11	CARBON 68	5% 1/4W F (EXCEPT DE915:US,CND)
Q210	8-729-119-76	TRANSISTOR 2SA1175-HFE (EXCEPT DE915:US,CND)		R241	1-249-417-11	CARBON 1K	5% 1/4W F (DE915:US,CND)
Q211	8-729-119-76	TRANSISTOR 2SA1175-HFE (EXCEPT DE915:US,CND)		R243	1-249-419-11	CARBON 1.5K	5% 1/4W F (EXCEPT DE915:US,CND)
Q212	8-729-620-05	TRANSISTOR 2SC2603TP-EF (DE915:US,CND)		R244	1-249-419-11	CARBON 1.5K	5% 1/4W F (EXCEPT DE915:US,CND)
Q213	8-729-119-76	TRANSISTOR 2SA1175-HFE (DE915:US,CND)		R245	1-249-417-11	CARBON 1K	5% 1/4W F (DE915:US,CND)
Q220	8-729-620-05	TRANSISTOR 2SC2603TP-EF (DE915:US,CND)					
Q222	8-729-119-76	TRANSISTOR 2SA1175-HFE (DE915:US,CND)					
Q223	8-729-620-05	TRANSISTOR 2SC2603TP-EF (DE915:US,CND)					
Q225	8-729-119-76	TRANSISTOR 2SA1175-HFE (DE915:US,CND)					
Q226	8-729-119-76	TRANSISTOR 2SA1175-HFE (DE915:US,CND)					

S VIDEO	S-A-P	SECONDARY	SP (2F)
----------------	--------------	------------------	----------------

Ref. No.	Part No.	Description	Remarks	Ref. No.	Part No.	Description	Remarks
R247	1-249-403-11	CARBON	68 5% 1/4W F (EXCEPT DE915:US,CND)	D806	8-719-014-66	DIODE UZP-5.6B	
R248	1-249-403-11	CARBON	68 5% 1/4W F (EXCEPT DE915:US,CND)	D851	8-719-302-38	DIODE RBV-602-01	
R251	1-249-403-11	CARBON	68 5% 1/4W F (EXCEPT DE915:US,CND)			< FUSE >	
R254	1-249-430-11	CARBON	12K 5% 1/4W (EXCEPT DE915:US,CND)	△ F950	1-532-506-51	FUSE 6.3A 250V (DE915:AUS,PX/V909/VE910)	
R255	1-249-430-11	CARBON	12K 5% 1/4W (EXCEPT DE915:US,CND)	△ F950	1-533-311-11	FUSE, GLASS CYLINDRICAL 8A 125V (DIA.5) (DE915:US,CND)	
R257	1-249-403-11	CARBON	68 5% 1/4W F (EXCEPT DE915:US,CND)	△ F951	1-532-506-51	FUSE 6.3A 250V (DE915:AUS,PX/V909/VE910)	
R256	1-249-417-11	CARBON	1K 5% 1/4W F (DE915:US,CND)	△ F951	1-533-311-11	FUSE, GLASS CYLINDRICAL 8A 125V (DIA.5) (DE915:US,CND)	
R291	1-249-429-11	CARBON	10K 5% 1/4W (DE915:US,CND)			< TRANSFORMER >	
R292	1-249-393-11	CARBON	10 5% 1/4W F (DE915:US,CND)	△ T901	1-431-281-11	TRANSFORMER, POWER (DE915:US)	
R293	1-249-429-11	CARBON	10K 5% 1/4W (DE915:US,CND)	△ T901	1-431-282-11	TRANSFORMER, POWER (DE915:CND)	
R294	1-249-425-11	CARBON	4.7K 5% 1/4W F (DE915:US,CND)	△ T901	1-431-283-11	TRANSFORMER, POWER (DE915:AUS)	
R297	1-247-843-11	CARBON	3.3K 5% 1/4W (DE915:US,CND)	△ T901	1-431-284-11	TRANSFORMER, POWER (DE915:PX)	
R298	1-249-429-11	CARBON	10K 5% 1/4W (DE915:US,CND)	△ T901	1-431-285-11	TRANSFORMER, POWER (V909/VE910:E,SP,MY)	
R299	1-249-417-11	CARBON	1K 5% 1/4W F (DE915:US,CND)	△ T901	1-431-286-11	TRANSFORMER, POWER (VE910:AEP,UK,G,AED,EE)	
R2015	1-247-807-31	CARBON	100 5% 1/4W (DE915:US,CND)			*****	
R2020	1-247-807-31	CARBON	100 5% 1/4W (DE915:US,CND)			* A-4398-235-A SP (2F) BOARD, COMPLETE (VE910:AEP,UK,G, ***** AED,EE)	
			*****			* A-4398-250-A SP (2F) BOARD, COMPLETE (DE915:AUS) *****	
			*****			* A-4398-262-A SP (2F) BOARD, COMPLETE (DE915:US,CND, ***** PX)	
			*****			* A-4398-295-A SP (2F) BOARD, COMPLETE (V909/VE910:E,SP, ***** MY)	
			*****			< CAPACITOR >	
* 1-665-787-11	S-A-P BOARD		*****	C624	1-126-964-11	ELECT 10uF 20% 50V	
	< CONNECTOR >			C625	1-136-157-00	FILM 0.022uF 5% 50V	
CNP703	1-695-089-11	PIN, CONNECTOR (PC BOARD) 11P		C626	1-136-153-00	FILM 0.01uF 5% 50V	
CNS702	1-695-096-11	SOCKET, CONNECTOR 15P		C706	1-126-951-11	ELECT 470uF 20% 35V	
CNS905	1-695-092-11	SOCKET, CONNECTOR 7P		C707	1-104-664-11	ELECT 47uF 20% 25V	
	*****			C724	1-126-964-11	ELECT 10uF 20% 50V	
* 1-665-783-12	SECONDARY BOARD		*****	C725	1-136-157-00	FILM 0.022uF 5% 50V	
	*****			C726	1-136-153-00	FILM 0.01uF 5% 50V	
	1-533-399-31	HOLDER, FUSE		C775	1-136-157-00	FILM 0.022uF 5% 50V	
	< CAPACITOR >					< JACK >	
C801	1-104-664-11	ELECT 47uF 20% 25V		CNJ701	1-774-136-11	CONNECTOR, ROUND TYPE 6P	
C805	1-137-424-11	FILM 0.22uF 10% 100V				< CONNECTOR >	
C806	1-137-424-11	FILM 0.22uF 10% 100V		CNP603	1-564-320-00	PIN, CONNECTOR (B2P-VH) 2P (WIRELESS REAR SPEAKER)	
△ C850	1-137-416-11	FILM 0.01uF 10% 100V		CNS703	1-695-094-11	SOCKET, CONNECTOR 11P	
△ C851	1-137-416-11	FILM 0.01uF 10% 100V				< DIODE >	
	< CONNECTOR >			D543	8-719-987-63	DIODE 1N4148M	
* CNP801	1-564-905-11	PIN, CONNECTOR 9P		D605	8-719-987-63	DIODE 1N4148M	
CNP811	1-691-765-11	PLUG (MICRO CONNECTOR) 3P		D606	8-719-987-63	DIODE 1N4148M	
	< DIODE >			D607	8-719-987-63	DIODE 1N4148M	
D801	8-719-302-38	DIODE RBV-602-01		D649	8-719-987-63	DIODE 1N4148M	
D802	8-719-024-99	DIODE 11ES2-NTA2B					
D803	8-719-024-99	DIODE 11ES2-NTA2B					
D804	8-719-024-99	DIODE 11ES2-NTA2B					
D805	8-719-024-99	DIODE 11ES2-NTA2B					

The components identified by mark △ or dotted line with mark △ are critical for safety. Replace only with part number specified.	Les composants identifiés par une marque △ sont critiques pour la sécurité. Ne les remplacer que par une pièce portant le numéro spécifié.
--	--

SP (2F)

SP SW

SUR

Ref. No.	Part No.	Description	Remarks
D705	8-719-987-63	DIODE 1N4148M	
D706	8-719-987-63	DIODE 1N4148M	
D707	8-719-002-06	DIODE UZL-18L	
D749	8-719-987-63	DIODE 1N4148M	
< JACK >			
J501	1-770-377-31	JACK, PIN 1P (WOOFER)	
< COIL >			
L601	1-411-906-11	COIL, AIR-CORE (V909/VE910)	
L601	1-420-872-00	COIL, AIR-CORE (DE915)	
L701	1-411-906-11	COIL, AIR-CORE (V909/VE910)	
L701	1-420-872-00	COIL, AIR-CORE (DE915)	
L751	1-411-906-11	COIL, AIR-CORE (V909/VE910)	
L751	1-420-872-00	COIL, AIR-CORE (DE915)	
< TRANSISTOR >			
Q544	8-729-119-79	TRANSISTOR 2SC2785-FEK	
Q609	8-729-281-53	TRANSISTOR 2SC1815-GR	
Q610	8-729-900-63	TRANSISTOR DTA124ES	
Q611	8-729-900-63	TRANSISTOR DTA124ES	
Q645	8-729-119-79	TRANSISTOR 2SC2785-FEK	
Q709	8-729-281-53	TRANSISTOR 2SC1815-GR	
Q710	8-729-900-63	TRANSISTOR DTA124ES	
Q745	8-729-119-79	TRANSISTOR 2SC2785-FEK	
Q748	8-729-209-15	TRANSISTOR 2SD2012	
< RESISTOR >			
R543	1-249-429-11	CARBON 10K 5% 1/4W	
R544	1-249-425-11	CARBON 4.7K 5% 1/4W	F
△ R545	1-249-393-11	CARBON 10 5% 1/4W	F
R546	1-249-425-11	CARBON 4.7K 5% 1/4W	F
R629	1-247-866-11	CARBON 30K 5% 1/4W	
R630	1-249-421-11	CARBON 2.2K 5% 1/4W	F
R631	1-249-433-11	CARBON 22K 5% 1/4W	
R632	1-249-433-11	CARBON 22K 5% 1/4W	
△ R633	1-249-393-11	CARBON 10 5% 1/4W	F
△ R634	1-249-389-11	CARBON 4.7 5% 1/4W	F
R635	1-249-431-11	CARBON 15K 5% 1/4W	
R647	1-249-429-11	CARBON 10K 5% 1/4W	
R648	1-249-425-11	CARBON 4.7K 5% 1/4W	F
△ R649	1-249-393-11	CARBON 10 5% 1/4W	F
R729	1-247-866-11	CARBON 30K 5% 1/4W	
R730	1-249-421-11	CARBON 2.2K 5% 1/4W	F
R731	1-249-433-11	CARBON 22K 5% 1/4W	
△ R733	1-249-393-11	CARBON 10 5% 1/4W	F
△ R734	1-249-389-11	CARBON 4.7 5% 1/4W	F
R735	1-249-431-11	CARBON 15K 5% 1/4W	
R737	1-249-429-11	CARBON 10K 5% 1/4W	
R738	1-247-887-00	CARBON 220K 5% 1/4W	
R746	1-249-417-11	CARBON 1K 5% 1/4W	F
R747	1-249-429-11	CARBON 10K 5% 1/4W	
R748	1-249-425-11	CARBON 4.7K 5% 1/4W	F
△ R749	1-249-393-11	CARBON 10 5% 1/4W	F
△ R783	1-249-393-11	CARBON 10 5% 1/4W	F
△ R784	1-249-389-11	CARBON 4.7 5% 1/4W	F
R787	1-249-429-11	CARBON 10K 5% 1/4W	
R788	1-247-887-00	CARBON 220K 5% 1/4W	

Ref. No.	Part No.	Description	Remarks
< RELAY >			
RY503	1-515-793-11	RELAY	
RY601	1-515-920-11	RELAY (24V)	
RY701	1-515-920-11	RELAY (24V)	
< SWITCH >			
S501	1-692-196-11	SWITCH, SLIDE (IMP SELECTOR)(DE915)	
< TERMINAL >			
TM501	1-537-881-11	TERMINAL BOARD (6P) (SURROUND SPEAKERS)	

*	1-665-775-11	SP SW BOARD *****	
< CONNECTOR >			
* CNS101	1-695-808-11	CONNECTOR, PC BOARD 8P	
< DIODE >			
D152	8-719-987-63	DIODE 1N4148M	
D153	8-719-987-63	DIODE 1N4148M	
< SWITCH >			
S136	1-762-751-11	SWITCH, TACTILE (DPC MODE)	
S152	1-554-118-00	SWITCH, PUSH (1 KEY) (POWER)(V909/VE910)	
S155	1-762-268-11	SWITCH, ROTARY (SPEAKERS)	

*	A-4398-236-A	SUR BOARD, COMPLETE (VE910:AEP,UK,G, ***** AED,EE)	
*	A-4398-266-A	SUR BOARD, COMPLETE (DE915:US,CND,PX) *****	
*	A-4398-279-A	SUR BOARD, COMPLETE (V909/VE910:E,SP, ***** MY)	
*	A-4398-287-A	SUR BOARD, COMPLETE (DE915:AUS) *****	
< CAPACITOR >			
C301	1-126-963-11	ELECT 4.7uF 20% 50V	
C302	1-162-282-31	CERAMIC 100PF 10% 50V	
C303	1-126-967-11	ELECT 47uF 20% 16V	
C304	1-130-480-00	MYLAR 0.0056uF 5% 50V	
C305	1-106-347-00	MYLAR 1500PF 5% 200V	
C306	1-126-960-11	ELECT 1uF 20% 50V	
C307	1-164-159-11	CERAMIC 0.1uF 50V	
C351	1-126-963-11	ELECT 4.7uF 20% 50V	
C352	1-162-282-31	CERAMIC 100PF 10% 50V	
C353	1-126-967-11	ELECT 47uF 20% 16V	
C354	1-130-480-00	MYLAR 0.0056uF 5% 50V	
C355	1-106-347-00	MYLAR 1500PF 5% 200V	
C356	1-126-960-11	ELECT 1uF 20% 50V	
C357	1-164-159-11	CERAMIC 0.1uF 50V	
C394	1-126-967-11	ELECT 47uF 20% 16V	
C395	1-126-967-11	ELECT 47uF 20% 16V	
C396	1-164-070-11	CERAMIC 100PF 5% 50V	
C397	1-162-294-31	CERAMIC 0.001uF 10% 50V	
C401	1-128-547-11	ELECT 6800uF 20% 16V	
C402	1-126-935-11	ELECT 470uF 20% 16V	

The components identified by mark △ or dotted line with mark △ are critical for safety. Replace only with part number specified.	Les composants identifiés par une marque △ sont critiques pour la sécurité. Ne les remplacer que par une pièce portant le numéro spécifié.
--	--

Ref. No.	Part No.	Description	Remarks	Ref. No.	Part No.	Description	Remarks
C403	1-126-935-11	ELECT	470uF 20% 16V	CNP305	1-695-088-11	PIN, CONNECTOR (PC BOARD) 9P	
C407	1-126-964-11	ELECT	10uF 20% 50V	CNP806	1-564-320-00	PIN, CONNECTOR (B2P-VH) 2P (V909/VE910)	
C408	1-164-159-11	CERAMIC	0.1uF 50V	CNS401	1-569-323-11	SOCKET, CONNECTOR 19P	
C409	1-130-495-00	MYLAR	0.1uF 5% 50V	CNS403	1-569-324-11	SOCKET, CONNECTOR 21P	
C410	1-130-495-00	MYLAR	0.1uF 5% 50V				
C457	1-126-964-11	ELECT	10uF 20% 50V	CNS404	1-691-765-11	PLUG (MICRO CONNECTOR) 3P	
C458	1-164-159-11	CERAMIC	0.1uF 50V	CNS405	1-691-767-11	PLUG (MICRO CONNECTOR) 5P	
C501	1-126-964-11	ELECT	10uF 20% 50V	CNS406	1-691-768-11	PLUG (MICRO CONNECTOR) 6P	
C502	1-164-070-11	CERAMIC	100PF 5% 50V	CNS501	1-770-404-11	HOUSING,CONNECTOR(PC BOARD)11P	
C503	1-107-601-11	CERAMIC	33PF 5% 500V	CNS601	1-770-404-11	HOUSING,CONNECTOR(PC BOARD)11P	
C504	1-164-040-11	CERAMIC	4PF 0.25PF 50V			< DIODE >	
C505	1-126-933-11	ELECT	100uF 20% 16V	D401	8-719-987-63	DIODE 1N4148M	
C551	1-126-964-11	ELECT	10uF 20% 50V	D402	8-719-200-82	DIODE 11ES2	
C552	1-164-070-11	CERAMIC	100PF 5% 50V	D403	8-719-200-82	DIODE 11ES2	
C553	1-107-601-11	CERAMIC	33PF 5% 500V			< IC >	
C554	1-164-040-11	CERAMIC	4PF 0.25PF 50V	IC301	8-759-805-14	IC LC7822	
C555	1-126-933-11	ELECT	100uF 20% 16V	IC302	8-759-636-74	IC M5218AP-22	
C593	1-126-923-11	ELECT	220uF 20% 10V	IC304	8-759-636-74	IC M5218AP-22	
C594	1-128-560-11	ELECT	22uF 20% 100V	IC401	8-759-231-53	IC TA7805S	
C595	1-128-560-11	ELECT	22uF 20% 100V	IC402	8-759-231-53	IC TA7805S	
C601	1-126-964-11	ELECT	10uF 20% 50V	IC501	8-759-326-52	IC uPC2581V	
C602	1-162-282-31	CERAMIC	100PF 10% 50V	IC601	8-749-011-16	IC STK350-230	
C603	1-102-989-00	CERAMIC	68PF 5% 500V	IC602	8-759-636-74	IC M5218AP-22	
C604	1-164-040-11	CERAMIC	4PF 0.25PF 50V			< JACK >	
C605	1-126-967-11	ELECT	47uF 20% 16V	J301	1-774-725-11	JACK, PIN 2P (PHONO) (V909/VE910)	
C606	1-102-989-00	CERAMIC	68PF 5% 500V	J302	1-766-394-11	JACK, PIN 6P (TAPE,DAT/MD IN)	
C607	1-126-964-11	ELECT	10uF 20% 50V	J303	1-766-394-11	JACK, PIN 6P (DAT/MD OUT,CD,PHONO)	
CC01	1-162-282-31	CERAMIC	100PF 10% 50V (DE915:AUS/VE910:AEP,UK,G,AED,EE)			< TRANSISTOR >	
CC02	1-162-286-31	CERAMIC	220PF 10% 50V (DE915:AUS/VE910:AEP,UK,G,AED,EE)	Q401	8-729-141-30	TRANSISTOR 2SC3623A-LK	
CC03	1-162-282-31	CERAMIC	100PF 10% 50V (DE915:AUS/VE910:AEP,UK,G,AED,EE)	Q410	8-729-620-05	TRANSISTOR 2SC2603-EF	
CC04	1-162-282-31	CERAMIC	100PF 10% 50V (DE915:AUS/VE910:AEP,UK,G,AED,EE)	Q411	8-729-119-76	TRANSISTOR 2SA1175-HFE	
CC05	1-162-282-31	CERAMIC	100PF 10% 50V (DE915:AUS/VE910:AEP,UK,G,AED,EE)	Q451	8-729-141-30	TRANSISTOR 2SC3623A-LK	
CC06	1-162-282-31	CERAMIC	100PF 10% 50V (DE915:AUS/VE910:AEP,UK,G,AED,EE)	Q503	8-729-422-57	TRANSISTOR UN4111	
CC07	1-162-282-31	CERAMIC	100PF 10% 50V (DE915:AUS/VE910:AEP,UK,G,AED,EE)	Q504	8-729-900-80	TRANSISTOR DTC114ES	
CC08	1-162-282-31	CERAMIC	100PF 10% 50V (DE915:AUS/VE910:AEP,UK,G,AED,EE)			< RESISTOR >	
CC51	1-162-282-31	CERAMIC	100PF 10% 50V (DE915:AUS/VE910:AEP,UK,G,AED,EE)	R301	1-249-409-11	CARBON 220 5% 1/4W F	
CC52	1-162-286-31	CERAMIC	220PF 10% 50V (DE915:AUS/VE910:AEP,UK,G,AED,EE)	R302	1-249-441-11	CARBON 100K 5% 1/4W	
CC53	1-162-282-31	CERAMIC	100PF 10% 50V (DE915:AUS/VE910:AEP,UK,G,AED,EE)	R303	1-249-441-11	CARBON 100K 5% 1/4W	
CC54	1-162-282-31	CERAMIC	100PF 10% 50V (DE915:AUS/VE910:AEP,UK,G,AED,EE)	R304	1-249-416-11	CARBON 820 5% 1/4W F	
CC55	1-162-282-31	CERAMIC	100PF 10% 50V (DE915:AUS/VE910:AEP,UK,G,AED,EE)	R305	1-247-897-11	CARBON 560K 5% 1/4W	
CC56	1-162-282-31	CERAMIC	100PF 10% 50V (DE915:AUS/VE910:AEP,UK,G,AED,EE)	R306	1-249-437-11	CARBON 47K 5% 1/4W	
CC57	1-162-282-31	CERAMIC	100PF 10% 50V (DE915:AUS/VE910:AEP,UK,G,AED,EE)	R307	1-249-441-11	CARBON 100K 5% 1/4W	
CC58	1-162-282-31	CERAMIC	100PF 10% 50V (DE915:AUS/VE910:AEP,UK,G,AED,EE)	R308	1-247-807-31	CARBON 100 5% 1/4W	
		< CONNECTOR >		R309	1-249-417-11	CARBON 1K 5% 1/4W F (V909/VE910)	
CNP250	1-691-765-11	PLUG (MICRO CONNECTOR) 3P		R310	1-249-417-11	CARBON 1K 5% 1/4W F	
				R311	1-249-417-11	CARBON 1K 5% 1/4W F	
				R312	1-249-417-11	CARBON 1K 5% 1/4W F	
				R313	1-249-417-11	CARBON 1K 5% 1/4W F	
				R314	1-249-417-11	CARBON 1K 5% 1/4W F	
				R315	1-249-437-11	CARBON 47K 5% 1/4W	
				R351	1-249-409-11	CARBON 220 5% 1/4W F	
				R352	1-249-441-11	CARBON 100K 5% 1/4W	
				R353	1-249-441-11	CARBON 100K 5% 1/4W	
				R354	1-249-416-11	CARBON 820 5% 1/4W F	

SUR	SUR-AUDIO (2F)	SW
------------	-----------------------	-----------

Ref. No.	Part No.	Description	Remarks
R355	1-247-897-11	CARBON 560K 5%	1/4W
R356	1-249-437-11	CARBON 47K 5%	1/4W
R357	1-249-441-11	CARBON 100K 5%	1/4W
R358	1-247-807-31	CARBON 100 5%	1/4W
R359	1-249-417-11	CARBON 1K 5%	1/4W F (V909/VE910)
R360	1-249-417-11	CARBON 1K 5%	1/4W F
R361	1-249-417-11	CARBON 1K 5%	1/4W F
R362	1-249-417-11	CARBON 1K 5%	1/4W F
R363	1-249-417-11	CARBON 1K 5%	1/4W F
R394	1-247-807-31	CARBON 100 5%	1/4W
R395	1-247-807-31	CARBON 100 5%	1/4W
R396	1-249-417-11	CARBON 1K 5%	1/4W F
R397	1-249-425-11	CARBON 4.7K 5%	1/4W F
R412	1-249-425-11	CARBON 4.7K 5%	1/4W F
R449	1-249-425-11	CARBON 4.7K 5%	1/4W F
R450	1-249-441-11	CARBON 100K 5%	1/4W
R462	1-249-425-11	CARBON 4.7K 5%	1/4W F
R483	1-249-441-11	CARBON 100K 5%	1/4W
R484	1-249-429-11	CARBON 10K 5%	1/4W
R486	1-249-437-11	CARBON 47K 5%	1/4W
R490	1-249-433-11	CARBON 22K 5%	1/4W (DE915)
R491	1-249-429-11	CARBON 10K 5%	1/4W (DE915)
R492	1-249-416-11	CARBON 820 5%	1/4W F (DE915)
R501	1-249-417-11	CARBON 1K 5%	1/4W F
R502	1-249-439-11	CARBON 68K 5%	1/4W
R503	1-249-439-11	CARBON 68K 5%	1/4W
R504	1-247-820-11	CARBON 360 5%	1/4W (V909/VE910)
R504	1-249-411-11	CARBON 330 5%	1/4W (DE915)
R551	1-249-417-11	CARBON 1K 5%	1/4W F
R552	1-249-439-11	CARBON 68K 5%	1/4W
R553	1-249-439-11	CARBON 68K 5%	1/4W
R554	1-247-820-11	CARBON 360 5%	1/4W (V909/VE910)
R554	1-249-411-11	CARBON 330 5%	1/4W (DE915)
R590	1-249-417-11	CARBON 1K 5%	1/4W F
△R592	1-249-381-11	CARBON 1 5%	1/4W F
△R593	1-249-381-11	CARBON 1 5%	1/4W F
R601	1-249-417-11	CARBON 1K 5%	1/4W F
R602	1-249-439-11	CARBON 68K 5%	1/4W
R603	1-249-406-11	CARBON 120 5%	1/4W F (V909/VE910)
R603	1-247-807-31	CARBON 100 5%	1/4W (DE915)
R604	1-249-439-11	CARBON 68K 5%	1/4W
R605	1-249-413-11	CARBON 470 5%	1/4W F
R606	1-249-439-11	CARBON 68K 5%	1/4W
R607	1-249-417-11	CARBON 1K 5%	1/4W F
R608	1-249-431-11	CARBON 15K 5%	1/4W
RR01	1-249-418-11	CARBON 1.2K 5%	1/4W F (DE915:AUS/VE910:AEP,UK,G,AED,EE)
RR51	1-249-418-11	CARBON 1.2K 5%	1/4W F (DE915:AUS/VE910:AEP,UK,G,AED,EE)
< RELAY >			
RY401	1-515-614-11	RELAY	

Ref. No.	Part No.	Description	Remarks
< TERMINAL >			
TM401	1-694-266-11	TERMINAL BOARD, ANT (ANTENNA)	(DE915:AUS)
TM401	1-694-265-11	TERMINAL BOARD, ANT (ANTENNA)	(DE915:US,CND,PX)
< TUNER >			
TU401	1-693-377-11	TUNER (DE915:AUS)	
TU401	1-233-592-11	ENCAPSULATED COMPONENT	(DE915:US,CND,PX)

*	1-665-776-11	SUR-AUDIO (2F) BOARD	*****
< CONNECTOR >			
CNP302	1-695-088-11	PIN, CONNECTOR (PC BOARD) 9P	
CNS303	1-695-093-11	SOCKET, CONNECTOR 9P	

*	1-665-780-11	SW BOARD	*****
< CONNECTOR >			
CNP103	1-770-397-11	HOUSING, CONNECTOR(PC BOARD)4P	
< RESISTOR >			
R169	1-249-411-11	CARBON 330 5%	1/4W
R170	1-249-413-11	CARBON 470 5%	1/4W F
R171	1-249-415-11	CARBON 680 5%	1/4W F
R172	1-249-417-11	CARBON 1K 5%	1/4W F
R173	1-249-419-11	CARBON 1.5K 5%	1/4W F
R174	1-249-421-11	CARBON 2.2K 5%	1/4W F
R175	1-249-425-11	CARBON 4.7K 5%	1/4W F
R176	1-249-411-11	CARBON 330 5%	1/4W
R177	1-249-413-11	CARBON 470 5%	1/4W F
R178	1-249-415-11	CARBON 680 5%	1/4W F
R179	1-249-417-11	CARBON 1K 5%	1/4W F
R180	1-249-419-11	CARBON 1.5K 5%	1/4W F
R181	1-249-421-11	CARBON 2.2K 5%	1/4W F
R182	1-249-411-11	CARBON 330 5%	1/4W
R183	1-249-413-11	CARBON 470 5%	1/4W F
R184	1-249-415-11	CARBON 680 5%	1/4W F
R185	1-249-417-11	CARBON 1K 5%	1/4W F
R186	1-249-419-11	CARBON 1.5K 5%	1/4W F
R187	1-249-421-11	CARBON 2.2K 5%	1/4W F
< SWITCH >			
S101	1-762-751-11	SWITCH, TACTILE (1) (DE915)	
S102	1-762-751-11	SWITCH, TACTILE (4) (DE915)	
S103	1-762-751-11	SWITCH, TACTILE (7) (DE915)	
S104	1-762-751-11	SWITCH, TACTILE (0) (DE915)	
S105	1-762-751-11	SWITCH, TACTILE (DIRECT PASS)	
S106	1-762-751-11	SWITCH, TACTILE (GENRE)	
S107	1-762-751-11	SWITCH, TACTILE (SET UP)	
S108	1-762-751-11	SWITCH, TACTILE (MODE)	
S109	1-762-751-11	SWITCH, TACTILE (2) (DE915)	
S110	1-762-751-11	SWITCH, TACTILE (5) (DE915)	

The components identified by mark △ or dotted line with mark △ are critical for safety. Replace only with part number specified.

Les composants identifiés par une marque △ sont critiques pour la sécurité. Ne les remplacer que par une pièce portant le numéro spécifié.

Ref. No.	Part No.	Description	Remarks	Ref. No.	Part No.	Description	Remarks
S111	1-762-751-11	SWITCH, TACTILE (8) (DE915)		Q216	8-729-620-05	TRANSISTOR 2SC2603-EF	
S112	1-762-751-11	SWITCH, TACTILE (DIRECT) (DE915)		Q217	8-729-119-76	TRANSISTOR 2SA1175-HFE	
S113	1-762-751-11	SWITCH, TACTILE (AUDIO FUNC <)		Q218	8-729-119-76	TRANSISTOR 2SA1175-HFE	
S114	1-762-751-11	SWITCH, TACTILE (SOUND FIELD)					
S115	1-762-751-11	SWITCH, TACTILE (AUDIO FUNC >)		Q219	8-729-119-76	TRANSISTOR 2SA1175-HFE	
S116	1-762-751-11	SWITCH, TACTILE (3) (DE915)				< RESISTOR >	
S117	1-762-751-11	SWITCH, TACTILE (6) (DE915)		R207	1-249-409-11	CARBON 220 5% 1/4W F	
S118	1-762-751-11	SWITCH, TACTILE (9) (DE915)		R266	1-249-403-11	CARBON 68 5% 1/4W F	
S119	1-762-751-11	SWITCH, TACTILE (SHIFT) (DE915)		R268	1-249-403-11	CARBON 68 5% 1/4W F	
S120	1-762-751-11	SWITCH, TACTILE (VIDEO FUNC <)		R269	1-249-403-11	CARBON 68 5% 1/4W F	
S121	1-762-751-11	SWITCH, TACTILE (INPUT MODE)		R270	1-249-426-11	CARBON 5.6K 5% 1/4W	
S122	1-762-751-11	SWITCH, TACTILE (VIDEO FUNC >)					

*	1-665-777-11	VIDEO (3) BOARD ***** < CAPACITOR >		R271	1-249-426-11	CARBON 5.6K 5% 1/4W	
C299	1-164-159-11	CERAMIC 0.1uF 50V < JACK >		R272	1-249-426-11	CARBON 5.6K 5% 1/4W	
J299	1-764-190-11	JACK, PIN 3P (VIDEO 3 INPUT) (V909/VE910)		R274	1-249-403-11	CARBON 68 5% 1/4W F	
J299	1-779-868-11	JACK, PIN 3P (VIDEO 3 INPUT) (DE915) < RESISTOR >		R275	1-249-403-11	CARBON 68 5% 1/4W F	
R297	1-249-403-11	CARBON 68 5% 1/4W F (V909/VE910)		R276	1-249-419-11	CARBON 1.5K 5% 1/4W F	
R298	1-249-403-11	CARBON 68 5% 1/4W F (V909/VE910)		R277	1-249-419-11	CARBON 1.5K 5% 1/4W F	
R299	1-249-403-11	CARBON 68 5% 1/4W F		R278	1-249-419-11	CARBON 1.5K 5% 1/4W F	
R316	1-249-417-11	CARBON 1K 5% 1/4W F		R279	1-249-403-11	CARBON 68 5% 1/4W F	
R366	1-249-417-11	CARBON 1K 5% 1/4W F		R280	1-249-403-11	CARBON 68 5% 1/4W F	

*	1-665-784-11	VIDEO BOARD ***** < CAPACITOR >		R281	1-249-403-11	CARBON 68 5% 1/4W F	
C253	1-126-960-11	ELECT 1uF 20% 50V		R282	1-249-403-11	CARBON 68 5% 1/4W F	
C256	1-126-960-11	ELECT 1uF 20% 50V		R283	1-249-403-11	CARBON 68 5% 1/4W F	
C258	1-126-960-11	ELECT 1uF 20% 50V		R288	1-249-430-11	CARBON 12K 5% 1/4W	
C262	1-126-960-11	ELECT 1uF 20% 50V		R289	1-249-430-11	CARBON 12K 5% 1/4W	
C264	1-126-964-11	ELECT 10uF 20% 50V		R290	1-249-430-11	CARBON 12K 5% 1/4W	
C265	1-126-964-11	ELECT 10uF 20% 50V		R2009	1-249-409-11	CARBON 220 5% 1/4W F	
C266	1-126-964-11	ELECT 10uF 20% 50V		R2010	1-249-409-11	CARBON 220 5% 1/4W F	
C267	1-126-960-11	ELECT 1uF 20% 50V		*****			
		< IC >		*	1-665-788-11	VOL SEL BOARD (DE915:PX/VE910:E) ***** < CONNECTOR >	
IC211	8-759-061-95	IC SN761200		CNP910	1-564-321-00	PIN, CONNECTOR 2P (DE915:PX/VE910:E)	
		< CONNECTOR >		* CNP911	1-564-687-11	PIN, CONNECTOR 3P (DE915:PX/VE910:E)	
CNS215	1-695-092-11	SOCKET, CONNECTOR 7P		* CNP912	1-564-687-11	PIN, CONNECTOR 3P (DE915:PX/VE910:E)	
		< JACK >				< SWITCH >	
J209	1-766-400-11	JACK, PIN 2P (VIDEO 2)		△ S902	1-571-437-11	SWITCH, POWER VOLTAGE CHANGE (VOLTAGE SELECTOR) (DE915:PX/VE910:E)	
J210	1-766-399-11	JACK, PIN 3P (VIDEO 1, MONITOR)		*****			
J211	1-766-400-11	JACK, PIN 2P (VIDEO 3) < TRANSISTOR >					
Q214	8-729-620-05	TRANSISTOR 2SC2603-EF					
Q215	8-729-620-05	TRANSISTOR 2SC2603-EF					

The components identified by mark Δ or dotted line with mark Δ are critical for safety. Replace only with part number specified.	Les composants identifiés par une marque Δ sont critiques pour la sécurité. Ne les remplacer que par une pièce portant le numéro spécifié.
--	---

VOLUME

Ref. No.	Part No.	Description	Remarks
*	1-665-774-11	VOLUME BOARD *****	
		< CONNECTOR >	
CNP102	1-770-388-11	PIN, CONNECTOR (PC BOARD) 4P	
CNS402	1-569-323-11	SOCKET, CONNECTOR 19P	
		< RESISTOR >	
R499	1-249-411-11	CARBON 330 5% 1/4W	
		< VARIABLE RESISTOR >	
RV401	1-225-445-11	RES, VAR, CARBON 100KX6 (MASTER VOLUME)	

		MISCELLANEOUS *****	
19	1-773-174-11	WIRE (FLAT TYPE) (21 CORE)(46cm)	
20	1-773-057-11	WIRE (FLAT TYPE) (17 CORE)	
22	1-773-107-11	WIRE (FLAT TYPE) (19 CORE)(17cm)	
57	1-773-116-11	WIRE (FLAT TYPE) (19 CORE)(23cm)	
58	1-773-174-11	WIRE (FLAT TYPE) (21 CORE)(9cm)	
△ 60	1-696-847-11	CORD, POWER (AUS)	
△ 60	1-769-743-11	CORD, POWER (US,CND)	
△ 60	1-769-744-11	CORD, POWER (EXCEPT US,CND,AUS,CH)	
△ 60	1-782-464-21	CORD, POWER (CH)	
△ 69	1-569-008-11	ADAPTOR, CONVERSION 2P (E,PX)	
△ 70	1-770-019-11	ADAPTOR, CONVERSION 3P (UK)	
△ CNJ909	1-251-416-11	OUTLET, AC (AC OUTLET) (AUS)	
△ CNJ909	1-526-794-11	OUTLET, AC (EXCEPT US,CND,AUS,PX,CH)	

Ref. No.	Part No.	Description	Remarks
		ACCESSORIES & PACKING MATERIALS *****	
	1-475-134-11	REMOTE COMMANDER (RM-P501)	
	1-501-374-11	ANTENNA, LOOP (DE915)	
	1-501-594-11	ANTENNA (FM) (DE915:AUS)	
	1-777-172-11	CORD, CONNECTION (DE915:US,CND)	
	3-703-044-26	LABEL, CAUTION (DE915:US,CND)	
	3-810-765-11	MANUAL,COMMONNESS INSTRUCTION (ENGLISH)(DE915:US)	
	3-810-765-21	MANUAL,COMMONNESS INSTRUCTION (ENGLISH,FRENCH,GERMAN,SPANISH,DUTCH, SWEDISH,ITALIAN,PORTUGUESE,CHINESE) (DE915)	
	3-860-516-11	MANUAL, INSTRUCTION (ENGLISH) (DE915:US,AUS)	
	3-860-516-21	MANUAL, INSTRUCTION (FRENCH) (DE915:CND)	
	3-860-516-31	MANUAL, INSTRUCTION (ENGLISH) (DE915:PX)	
	3-861-329-11	MANUAL, INSTRUCTION (ENGLISH/FRENCH/DUTCH/SWEDISH) (VE910:AEP,UK,AED,EE)	
	3-861-329-21	MANUAL, INSTRUCTION (GERMAN,SPANISH,ITALIAN,PORTUGUESE) (VE910:AEP,UK,G,AED,EE)	
	3-861-329-41	MANUAL, INSTRUCTION (ENGLISH/CHINESE) (VE910:E,SP,MY)	
	3-861-329-51	MANUAL, INSTRUCTION (ENGLISH/CHINESE) (V909)	
	4-983-536-01	COVER, BATTERY (for RM-P501)	

		***** HARDWARE LIST *****	
#1	7-685-646-79	SCREW +BVTP 3X8 TYPE2 TT(B)	
#2	7-685-872-09	SCREW +BVTT 3X8 (S)	
#3	7-685-881-09	SCREW +BVTT 4X8 (S)	

The components identified by mark △ or dotted line with mark △ are critical for safety. Replace only with part number specified.	Les composants identifiés par une marque △ sont critiques pour la sécurité. Ne les remplacer que par une pièce portant le numéro spécifié.	以阴影和 △ 标志来识别的零部件，在安全方面具有关键性。因此只能以规定号码的零部件来更换。
--	--	---

MEMO

