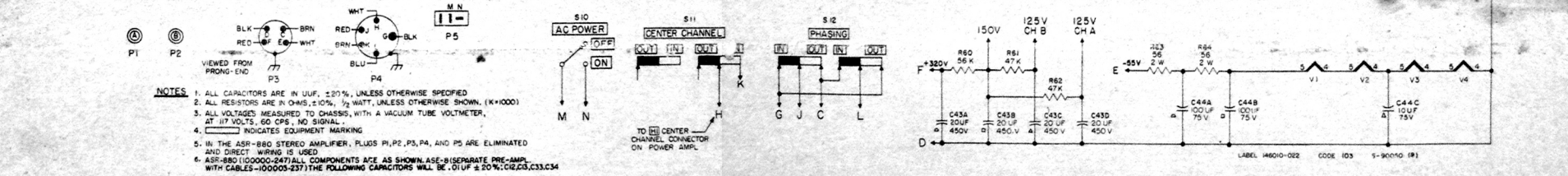
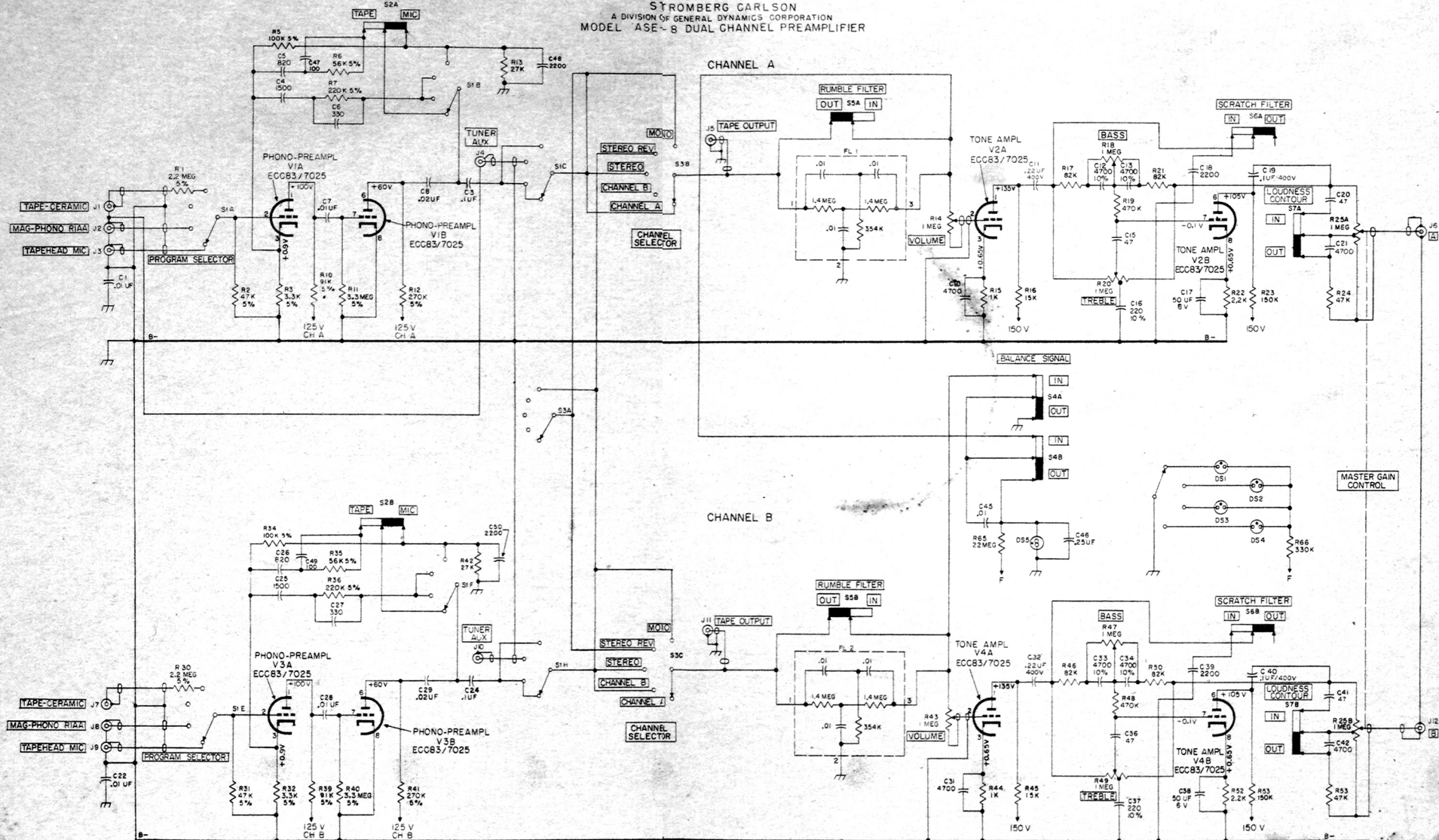
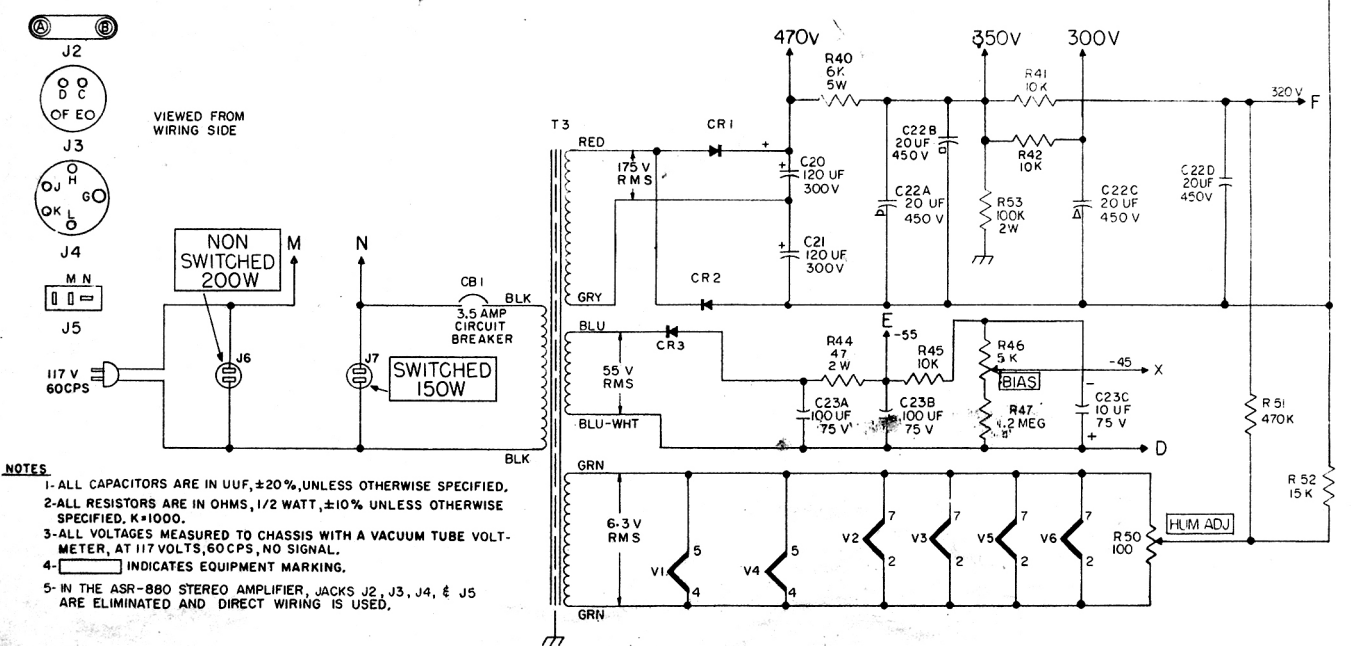
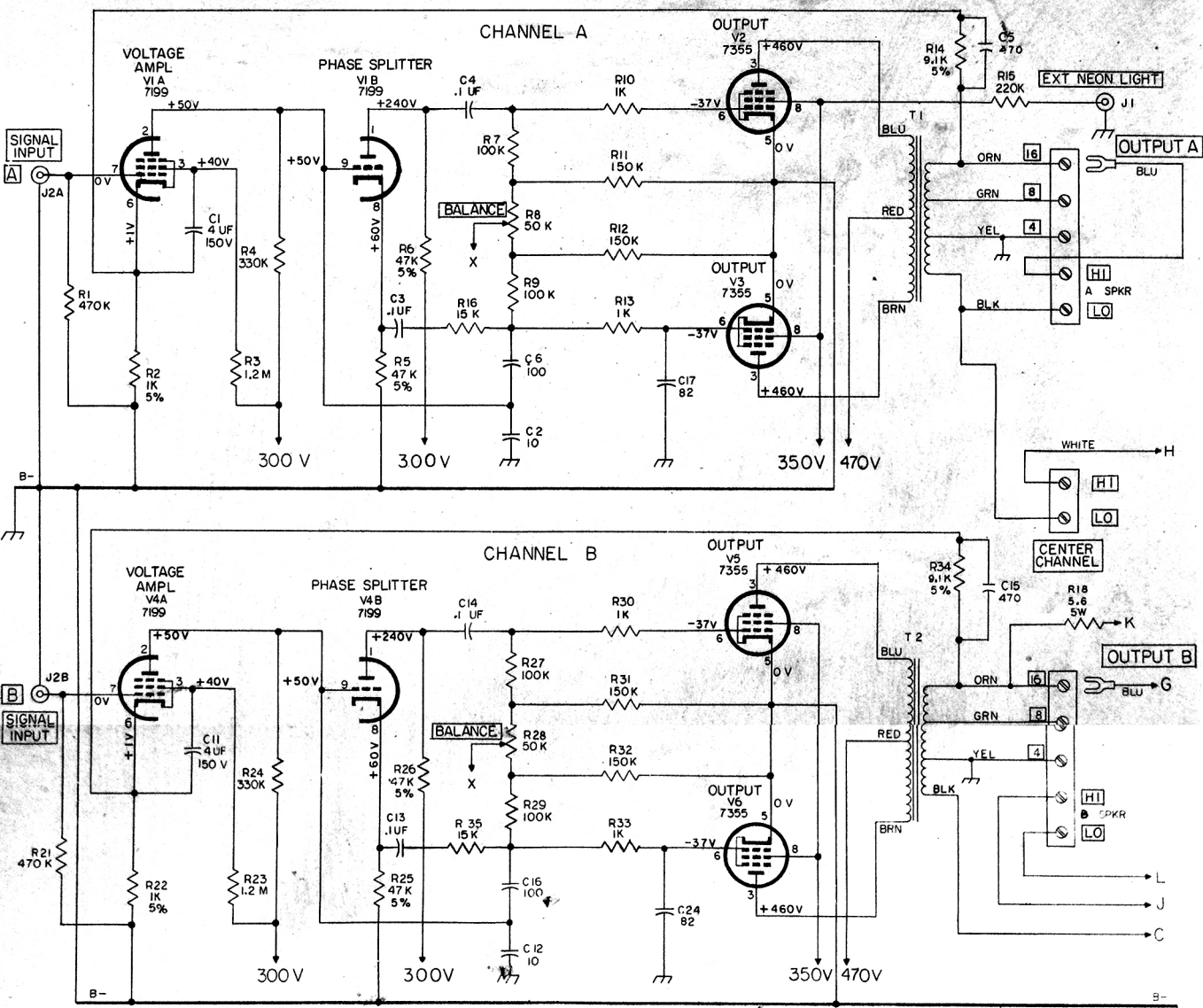


STROMBERG GARLSON
A DIVISION OF GENERAL DYNAMICS CORPORATION
MODEL ASE-8 DUAL CHANNEL PREAMPLIFIER



- NOTES**
1. ALL CAPACITORS ARE IN UUF, ±20%, UNLESS OTHERWISE SPECIFIED
 2. ALL RESISTORS ARE IN OHMS, ±10%, 1/2 WATT, UNLESS OTHERWISE SHOWN (K=1000)
 3. ALL VOLTAGES MEASURED TO GROUND, WITH A VACUUM TUBE VOLTMETER, AT 117 VOLTS, 60 CPS, NO SIGNAL.
 4. INDICATES EQUIPMENT MARKING
 5. IN THE ASE-880 STEREO AMPLIFIER, PLUS5 P1, P2, P3, P4, AND P5 ARE ELIMINATED AND DIRECT WIRING IS USED
 6. ASE-880(100000-247) ALL COMPONENTS ARE AS SHOWN, ASE-8(SEPARATE PRE-AMP) WITH CABLES-100000-237 THE FOLLOWING CAPACITORS WILL BE .01 U.F. ± 20%: C12, C33, C34

STROMBERG-CARLSON
 A DIVISION OF GENERAL DYNAMICS CORPORATION
MODEL ASP-80 DUAL CHANNEL POWER AMPLIFIER



- NOTES**
- 1- ALL CAPACITORS ARE IN UUF, ±20%, UNLESS OTHERWISE SPECIFIED.
 - 2- ALL RESISTORS ARE IN OHMS, 1/2 WATT, ±10% UNLESS OTHERWISE SPECIFIED, K=1000.
 - 3- ALL VOLTAGES MEASURED TO CHASSIS WITH A VACUUM TUBE VOLT-METER, AT 117 VOLTS, 60CPS, NO SIGNAL.
 - 4- [] INDICATES EQUIPMENT MARKING.
 - 5- IN THE ASP-80 STEREO AMPLIFIER, JACKS J2, J3, J4, & J5 ARE ELIMINATED AND DIRECT WIRING IS USED.