

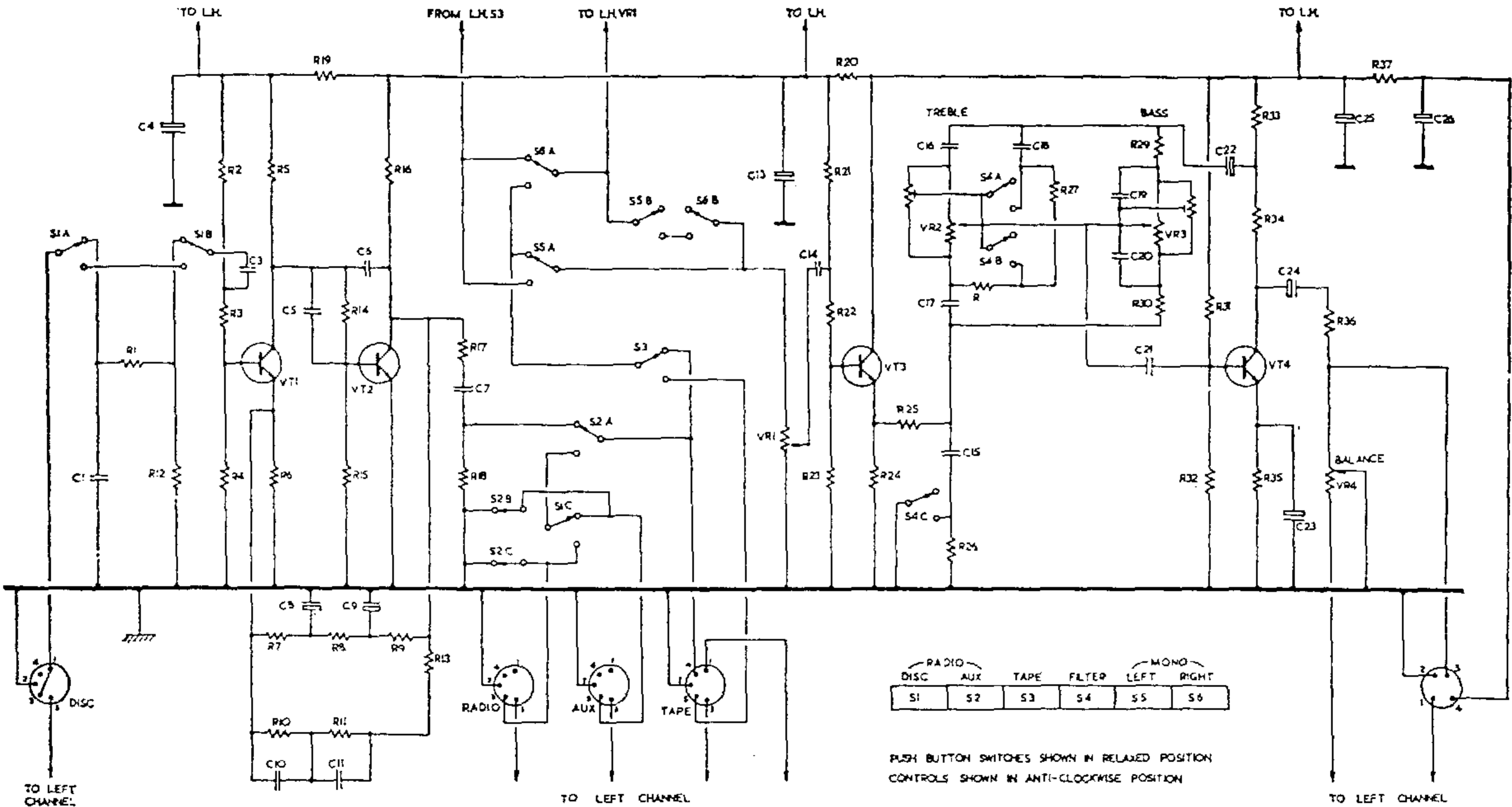
COMPONENT LIST PRE-AMPLIFIER SECTION

R1	100K	R17	4.7K	R33	1.5K	C4	80	C20	.022
R2	1M	R18	2.2M	R34	4.7K	C5	.1	C21	.1
R3	1.2K	R19	5.6K	R35	1.2K	C6	47p	C22	25
R4	100K	R20	680	R36	8.2K	C7	.1	C23	80
R5	47K	R21	470K	R37	330	C8	2.5	C24	2.5
R6	2.2K	R22	1.2K			C9	25	C25	400
R7	3.3K	R23	1M	VR1	250K LOG.	C10	3600p	C26	400
R8	2.7K	R24	4.7K	VR2	50K	C11	1000p		
R9	39K	R25	2.2K	VR2T	250K Trimmer	C12	not used	VT1	BC109
R10	1M	R26	2.2M	VR3	250K	C13	80	VT2	BC109
R11	68K	R27	8.2M	VR3T	1M Trimmer	C14	.1	VT3	BC109
R12	4.7K	R28	39K	VR4	50K	C15	.01	VT4	BC109
R13	2.2K	R29	18K			C16	.01		
R14	2.2M	R30	18K	C1	470p	C17	.01		
R15	470K	R31	220K	C2	not used	C18	2200p		
R16	8.2K	R32	47K	C3	.1	C19	.022		

COMPONENT LIST POWER AMPLIFIER SECTION

R1	2.4K	R13	2.7K	R25	390	C6	400	VT1	BC109
R2	470K	R14	3.3K	R26	390	C7	400	VT2	BFY53
R3	220K	R15	2.7K	R27	1.0	C8	400	VT3	BC109
R4	4.7K	R16	3.9K	R28	100	C9	470p	VT4	BFY52
R5	4.7K	R17	100	Rx*	27K-150K	C10	80	VT5	BFY52
R6	47	R18	100	VR1	1K	C11	4000	VT6	BDY38
R7	1K	R19	0.7			C12	.1	VT7	BDY38
R8	330	R20	1.0	C1	470p	C13*	2500		
R9	680	R21	10	C2	.1	C14*	2500	X1	BAX13
R10	5.6K	R22	10	C3	80	C15	.1	X2	BYX36-150
R11	1.2K	R23	10	C4	2200p	C16	.022	X3	BYX36-150
R12	10	R24	10	C5	80				

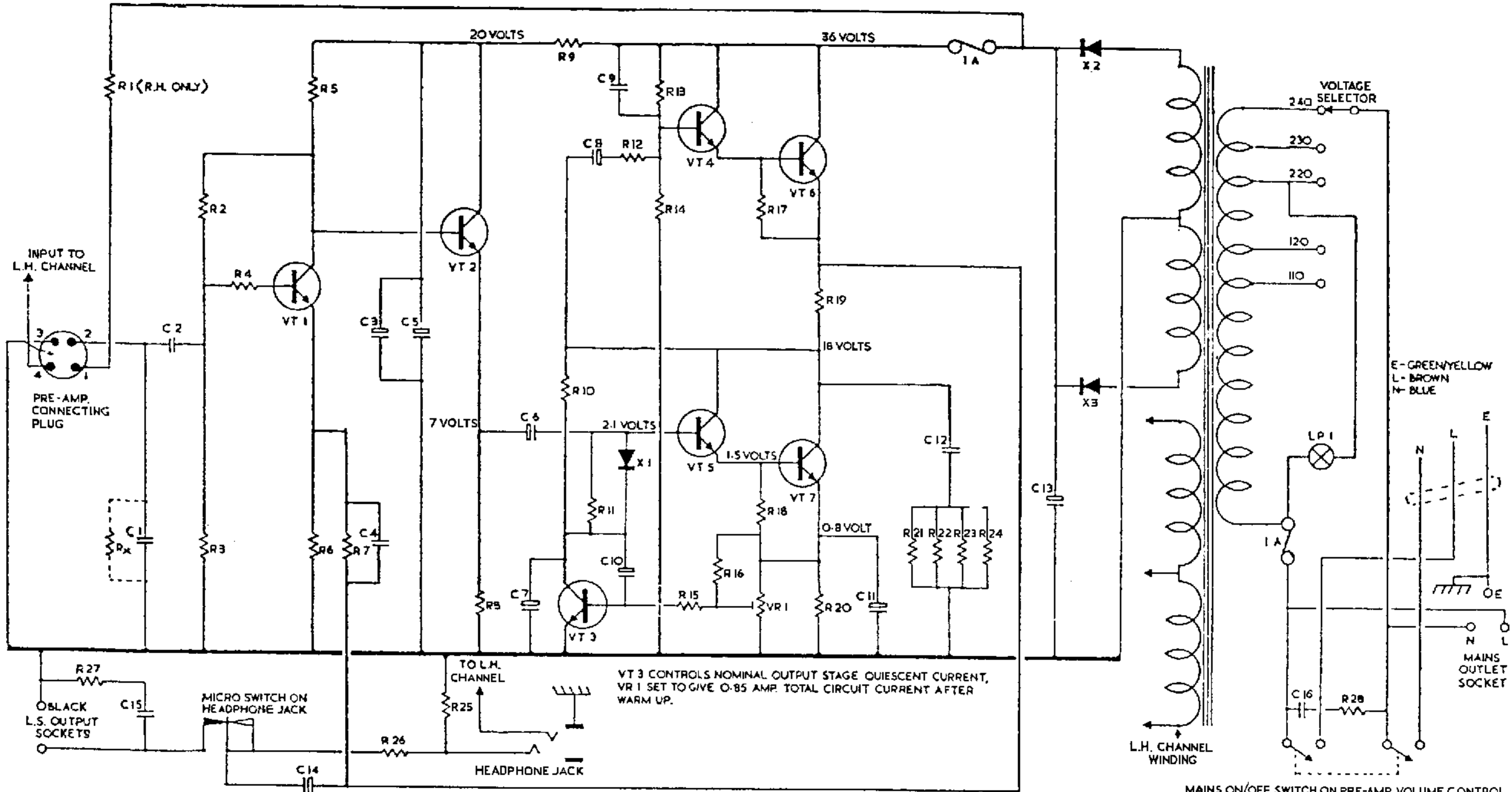
*For channel balance (one channel only) Adjust on test



RADIO		TAPES		MONO	
DISC	AUX	TAPE	FILTER	LEFT	RIGHT
S1	S2	S3	S4	S5	S6

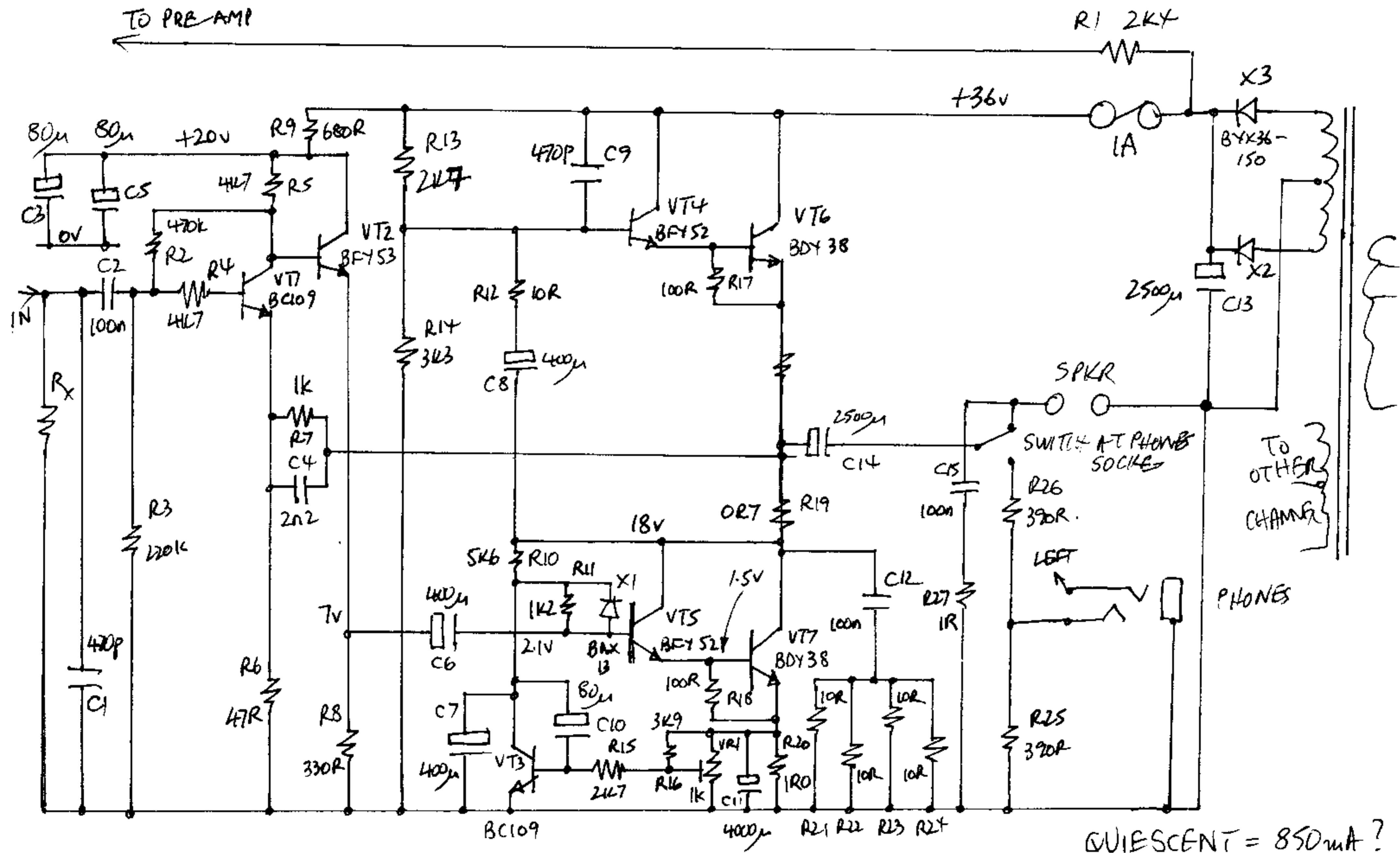
PUSH BUTTON SWITCHES SHOWN IN RELAXED POSITION
 CONTROLS SHOWN IN ANTI-CLOCKWISE POSITION

— PRE-AMPLIFIER —
 (R.H. CHANNEL SHOWN IN DETAIL)



— POWER AMPLIFIER—A 21 SERIES TWO—

(R.H. CHANNEL SHOWN IN DETAIL)



SUGDEN CLASS A - A21 SERIES TWO