

TEAC®



SERVICE MANUAL


AD-3/AD-1

Compact Disc Player/Stereo Cassette Deck


COMPACT
disc
DIGITAL AUDIO

* Dolby noise reduction and HX Pro headroom extension manufactured under license from Dolby Laboratories Licensing Corporation.

HX Pro originated by Bang & Olufsen.

* "DOLBY", the double-D symbol  and "HX PRO" are trademarks of Dolby Laboratories Licensing Corporation.

* ドルビーノイズリダクション及びHXプロヘッドルームエクステーションはドルビーラボラトリーズライセンスングコーポレーションからの実施権に基づき製造されています。HXプロはバングアンドオルフセンの考案です。

* ドルビー、ダブルD記号  及びHXプロはドルビーラボラトリーズライセンスングコーポレーションの登録商標です。

CAUTION

△ Parts marked with this sign are safety critical components. They must always be replaced with identical components refer to the appropriate parts list and ensure exact replacement.

注意

△印は安全重要部品です。交換する時は必ずティアック指定の部品を使用してください。

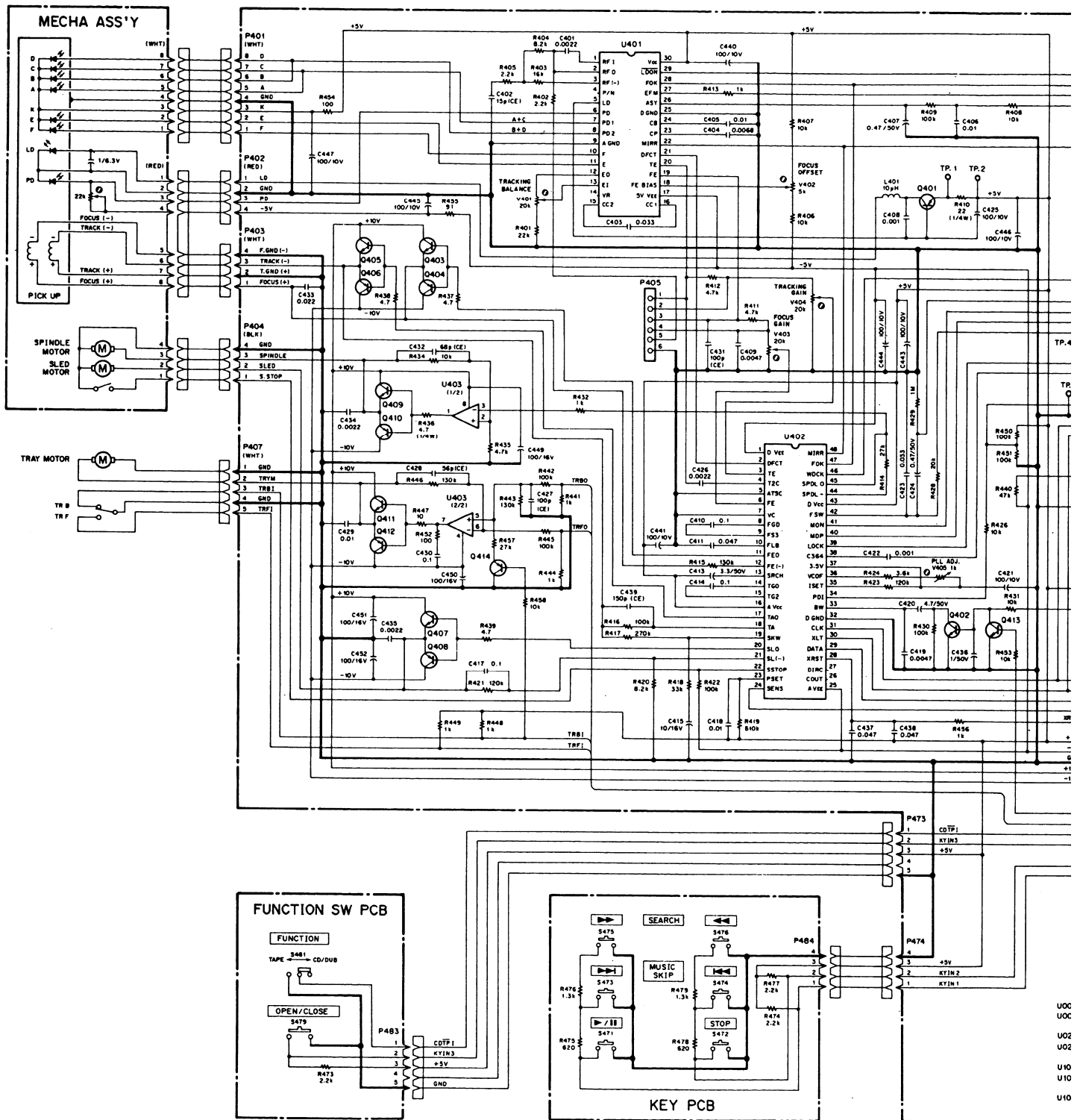
TEAC SCHEMATIC DIAGRAM AD-1

1

2

3

4



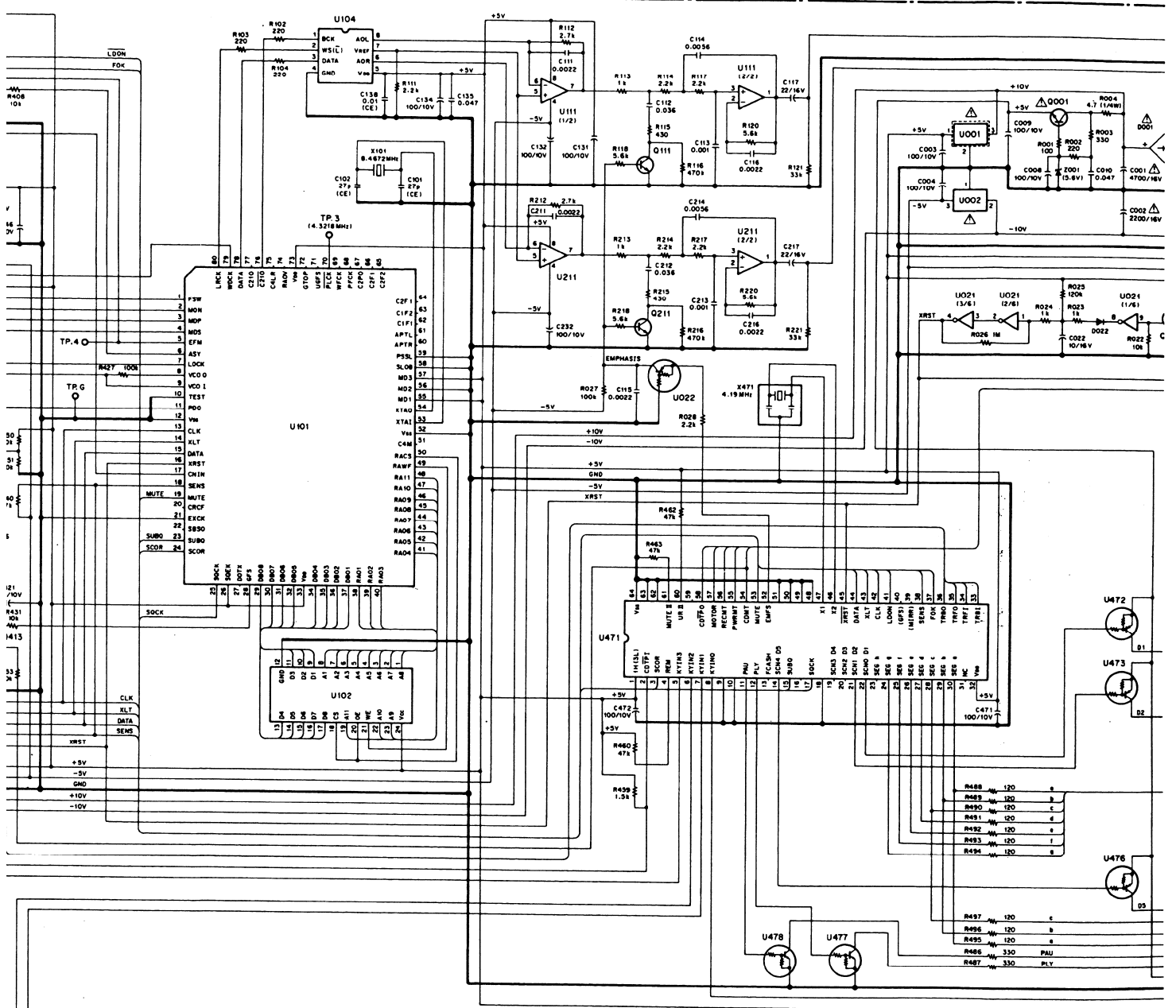
INSTRUCTIONS FOR SERVICE PERSONAL
 BEFORE RETURNING APPLIANCE TO THE CUSTOMER, MAKE LEAKAGE-CURRENT OR RESISTANCE MEASUREMENTS TO DETERMINE THAT EXPOSED PARTS ARE ACCEPTABLY INSULATED FROM THE SUPPLY CIRCUIT.

NOTES

1. Resistor values are in ohms (k=kilo-ohms, M=megohms).
2. Capacitor values are in microfarads (p=picofarads).
3. Δ Parts marked with this sign are safety critical components. They must always be replaced with identical components-refer to the appropriate parts list and ensure exact replacement.

注意

1. 抵抗の値
2. コンデン
3. Δ マーク 交換する



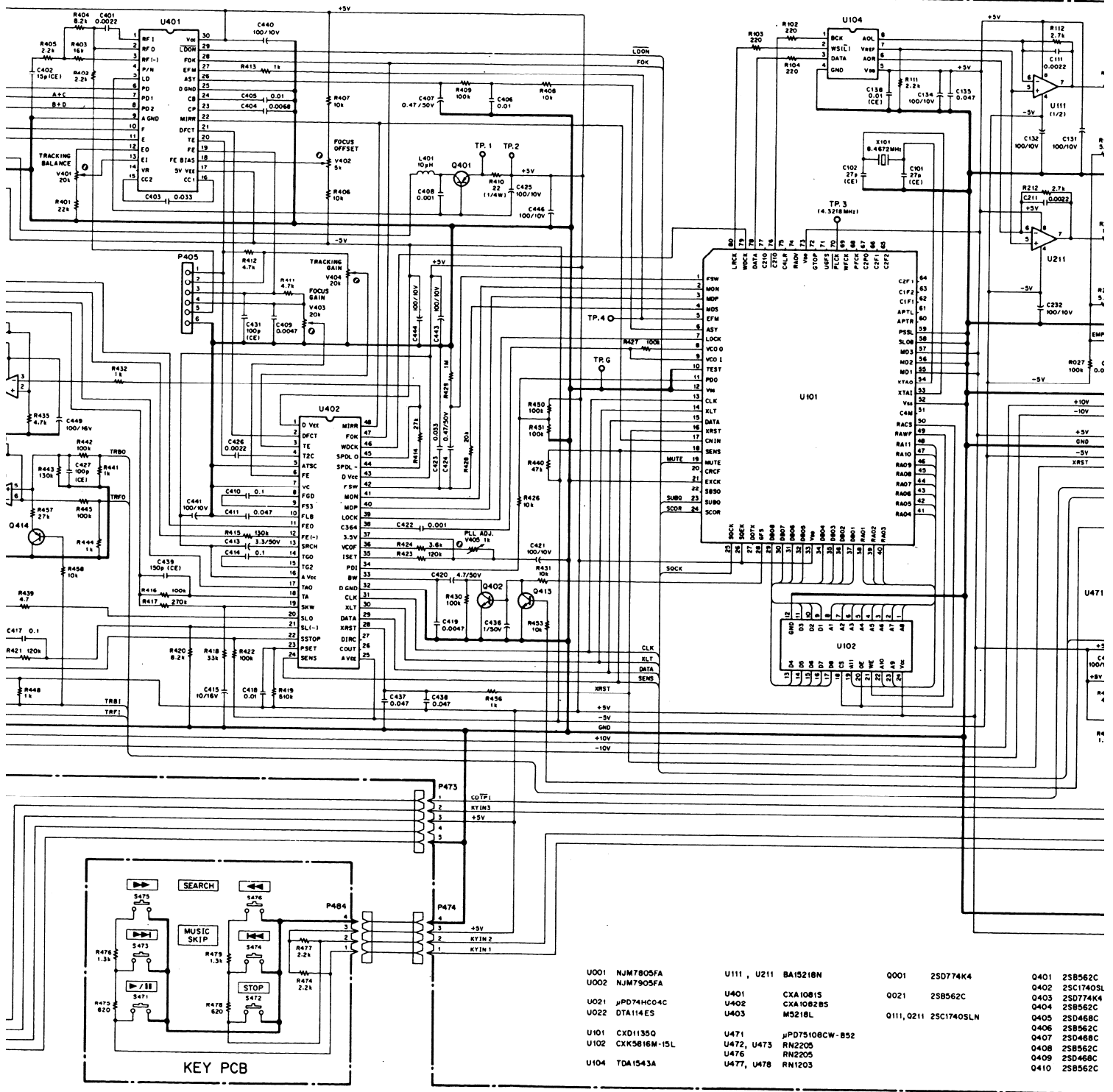
U001 NJM7805FA	U111, U211 BA15218N	Q001 2SD774K4	Q401 2SB562C	Q411 2SD774K4	D001 P8DF103
U002 NJM7905FA	U401 CXA1081S	Q021 2SB562C	Q402 2SC1740SLN	Q412 2SB734K4	D021 1S1555
U021 μPD74HC04C	U402 CXA1082BS		Q403 2SD774K4	Q413 2SC1740SLN	D022 1S1555
U022 DTA114ES	U403 M5218L	Q111, Q211 2SC1740SLN	Q404 2SB562C	Q414 2SA1015GR	
U101 CXD1135Q	U471 μPD75108CW-B52		Q405 2SD468C		Z001 05A25.6Y
U102 CXK5616M-15L	U472, U473 RN2205		Q406 2SB562C		
	U476 RN2205		Q407 2SD468C		
U104 TDA1543A	U477, U478 RN1203		Q408 2SB562C		
			Q409 2SD468C		
			Q410 2SB562C		

CD AMP PC

注意

1. 抵抗の単位はΩ (k = kΩ, M = MΩ)です。
2. コンデンサの単位はμf (p = pF)です。
3. △マークのある部品は安全重要部品です。
交換するときには必ずティアック指定の部品を使用してください。

Compact Disc Player/Stereo Cassette



U001	NJM7805FA	U111, U211	BA15218N	Q001	25D774K4	Q401	25B562C
U002	NJM7905FA	U401	CXA1081S	Q021	25B562C	Q402	25C1740SL
U021	μPD74HC04C	U402	CXA1082BS	Q111, Q211	25C1740SLN	Q403	25D774K4
U022	DTA114ES	U403	M5218L	Q404	25B562C	Q405	25D468C
U101	CXD1135Q	U471	μPD75108CW-B52	Q406	25B562C	Q407	25D468C
U102	CXK5816M-15L	U472, U473	RN2205	Q408	25B562C	Q409	25D468C
U104	TDA1543A	U476	RN2205	Q410	25B562C		
		U477, U478	RN1203				

NOTES

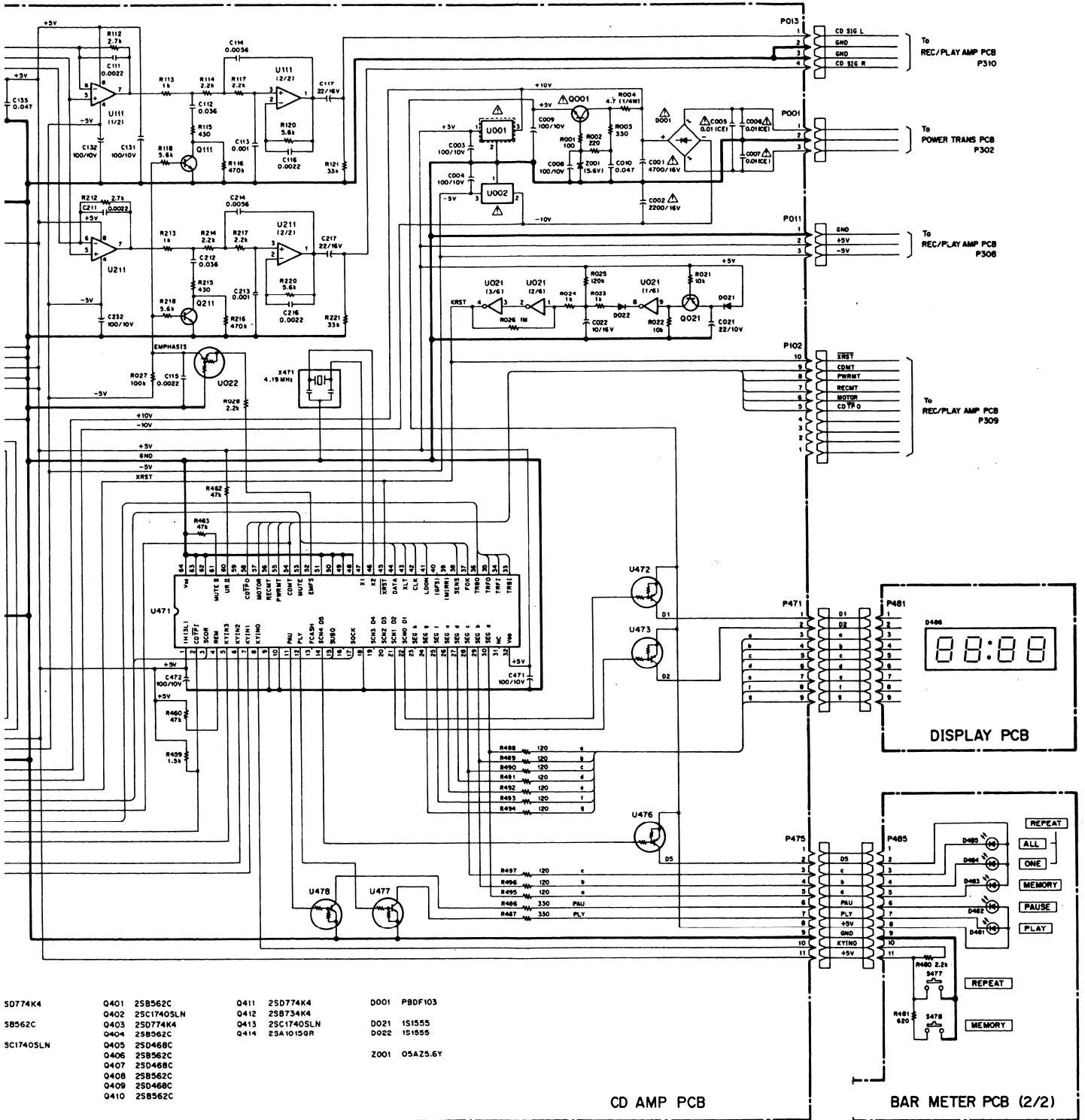
1. Resistor values are in ohms (k=kilo-ohms, M=megohms).
2. Capacitor values are in microfarads (p=picofarads).
3. ΔParts marked with this sign are safety critical components. They must always be replaced with identical components-refer to the appropriate parts list and ensure exact replacement.

注意

1. 抵抗の単位はΩ (k = kΩ, M = MΩ)です。
2. コンデンサの単位はμF (p = pF)です。
3. Δマークのある部品は安全重要部品です。交換するときは必ずティップ指定の部品を使用してください。

CAGE-
OSED

Com



SD774K4	Q401 2SB562C	Q411 2SD774K4	D001 PB0F103
SB562C	Q402 2SC1740SLN	Q412 2SB734K4	D021 1S1555
SC1740SLN	Q403 2SD774K4	Q413 2SC1740SLN	D022 1S1555
	Q404 2SB562C	Q414 2SA1015GR	
	Q405 2SD468C		
	Q406 2SB562C		
	Q407 2SD468C		
	Q408 2SB562C		
	Q409 2SD468C		
	Q410 2SB562C		
		Z001 OSA25.6Y	

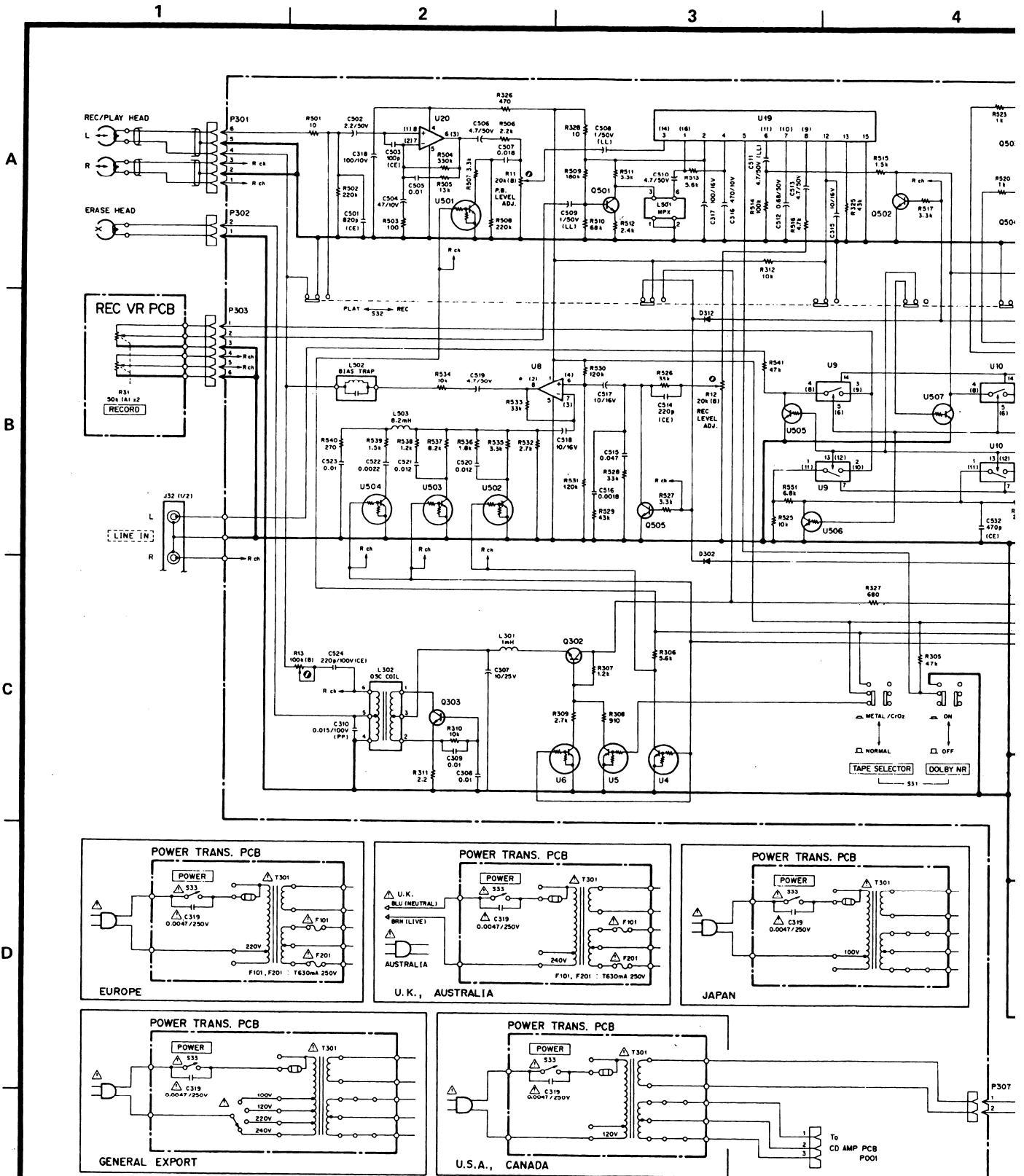
CD AMP PCB

BAR METER PCB (2/2)

Compact Disc Player/Stereo Cassette Deck **AD-1**

1st Issue; January 1991

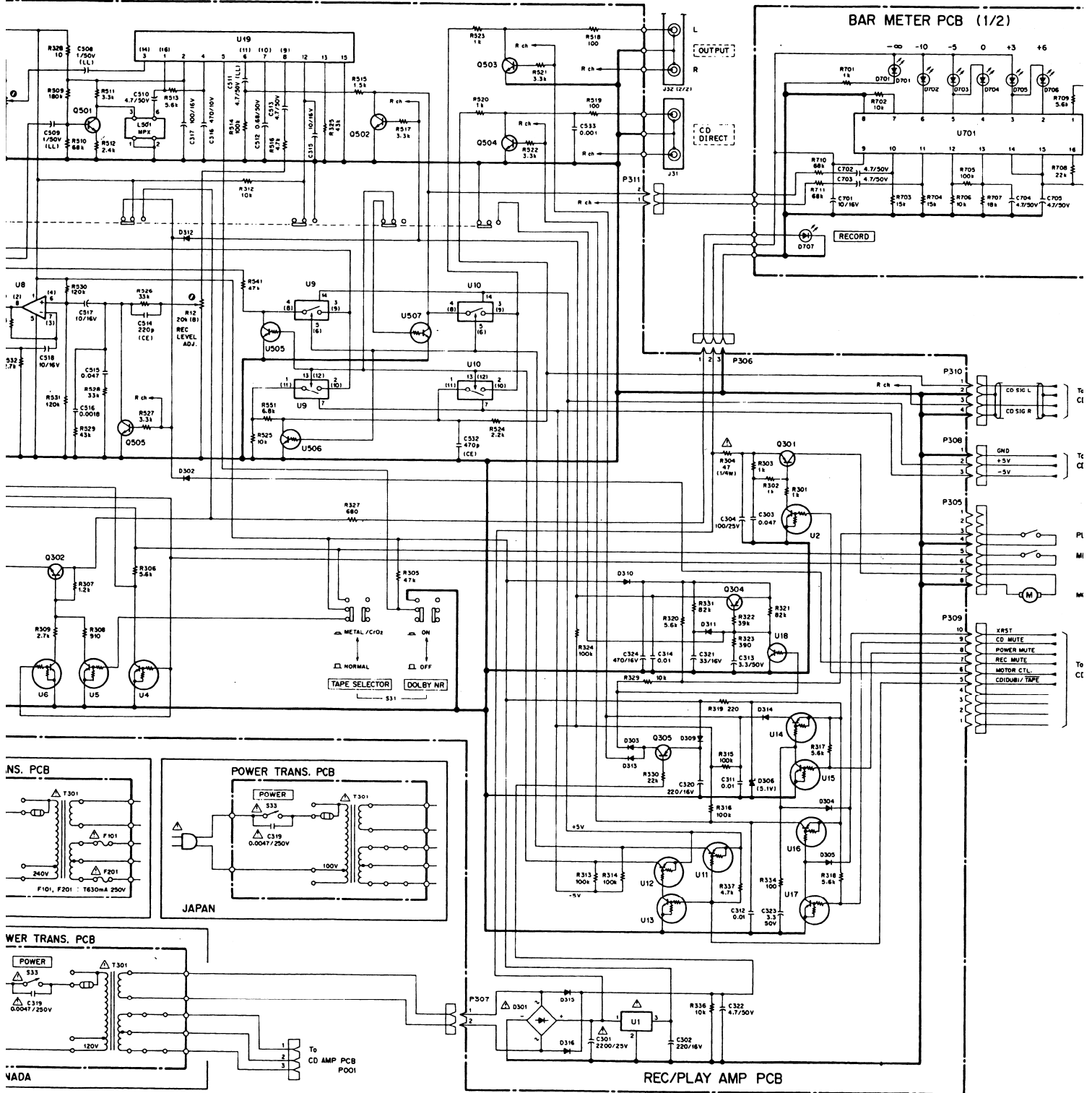
TEAC SCHEMATIC DIAGRAM AD-1



INSTRUCTIONS FOR SERVICE PERSONAL
BEFORE RETURNING APPLIANCE TO THE CUSTOMER, MAKE LEAKAGE-CURRENT OR RESISTANCE MEASUREMENTS TO DETERMINE THAT EXPOSED PARTS ARE ACCEPTABLY INSULATED FROM THE SUPPLY CIRCUIT.

NOTES

1. Resistor values are in ohms (k=kilo-ohms, M=megohms).
2. Capacitor values are in microfarads (p=picofarads).
3. Δ Parts marked with this sign are safety critical components. They must always be replaced with identical components-refe to the appropriate parts list and ensure exact replacement.



NOTES

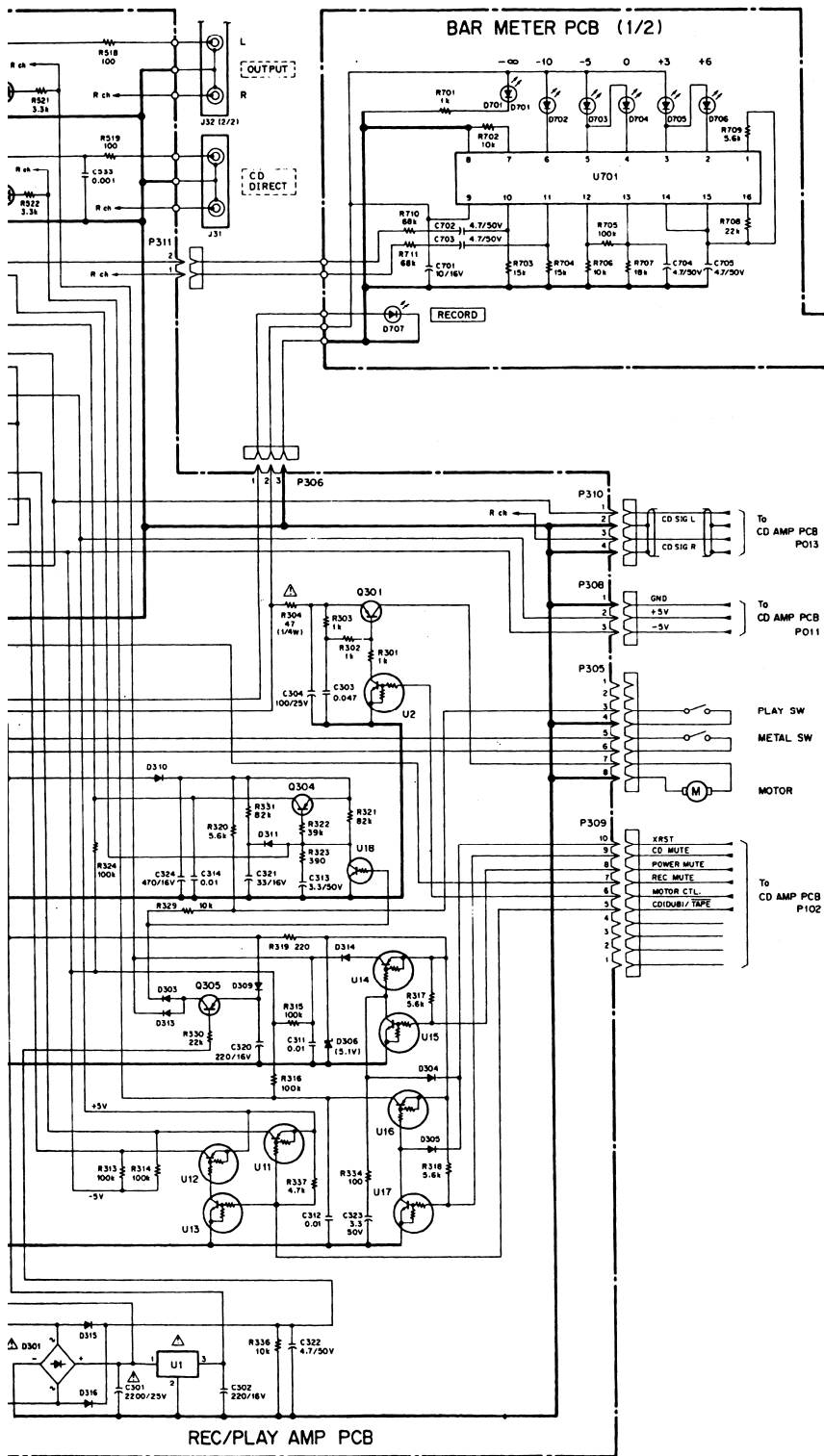
1. Resistor values are in ohms (k=kilo-ohms, M=megohms).
2. Capacitor values are in microfarads (p=picofarads).
3. Δ Parts marked with this sign are safety critical components. They must always be replaced with identical components-refer to the appropriate parts list and ensure exact replacement.

注意

1. 抵抗の単位は Ω (k=k Ω , M=M Ω)です。
2. コンデンサの単位は μF (p=pF)です。
3. Δ マークのある部品は安全重要部品です。交換するときは必ずティアック指定の部品を使用してください。

AKAGE-POSED

Com



() : R ch

- U1 μPC78M10
- U2 RN1203
- U4 RN1203
- U5 RN1203
- U6 RN1203
- U8 NJM4558S
- U9 TC4066BP
- U10 TC4066BP
- U11 RN2203
- U12 RN2203
- U13 DTC144ES
- U14 RN2203
- U15 RN1203
- U16 RN2203
- U17 RN1203
- U18 DTC143TS
- U19 CXA1101P
- U20 μPC1228H

- U501 (U601) RN1203
- U502 (U602) RN1203
- U503 (U603) RN1203
- U504 (U604) RN1203
- U505 (U605) DTC143TS
- U506 (U606) DTC143TS
- U507 (U607) DTC143TS

U701 IR2E24

- Q301 2SA1020Y
- Q302 2SC2235Y
- Q303 2SC2235Y
- Q304 2SA1015GR
- Q305 2SA1015GR

- Q501 (Q601) 2SC1740SLN-S
- Q502 (Q602) 2SC1740SLN-S
- Q503 (Q603) 2SC1740SLN-S
- Q504 (Q604) 2SC1740SLN-S
- Q505 (Q605) 2SC1740SLN-S

- D301 PB153M
- D302 1S1555
- D303 1S1555
- D304 1S1555
- D305 1S1555
- D306 G2A5.1X

- D309 1S1555
- D310 1N4003
- D311 1S1555
- D312 1S1555
- D313 1S1555
- D314 1S1555
- D315 1N4003
- D316 1N4003

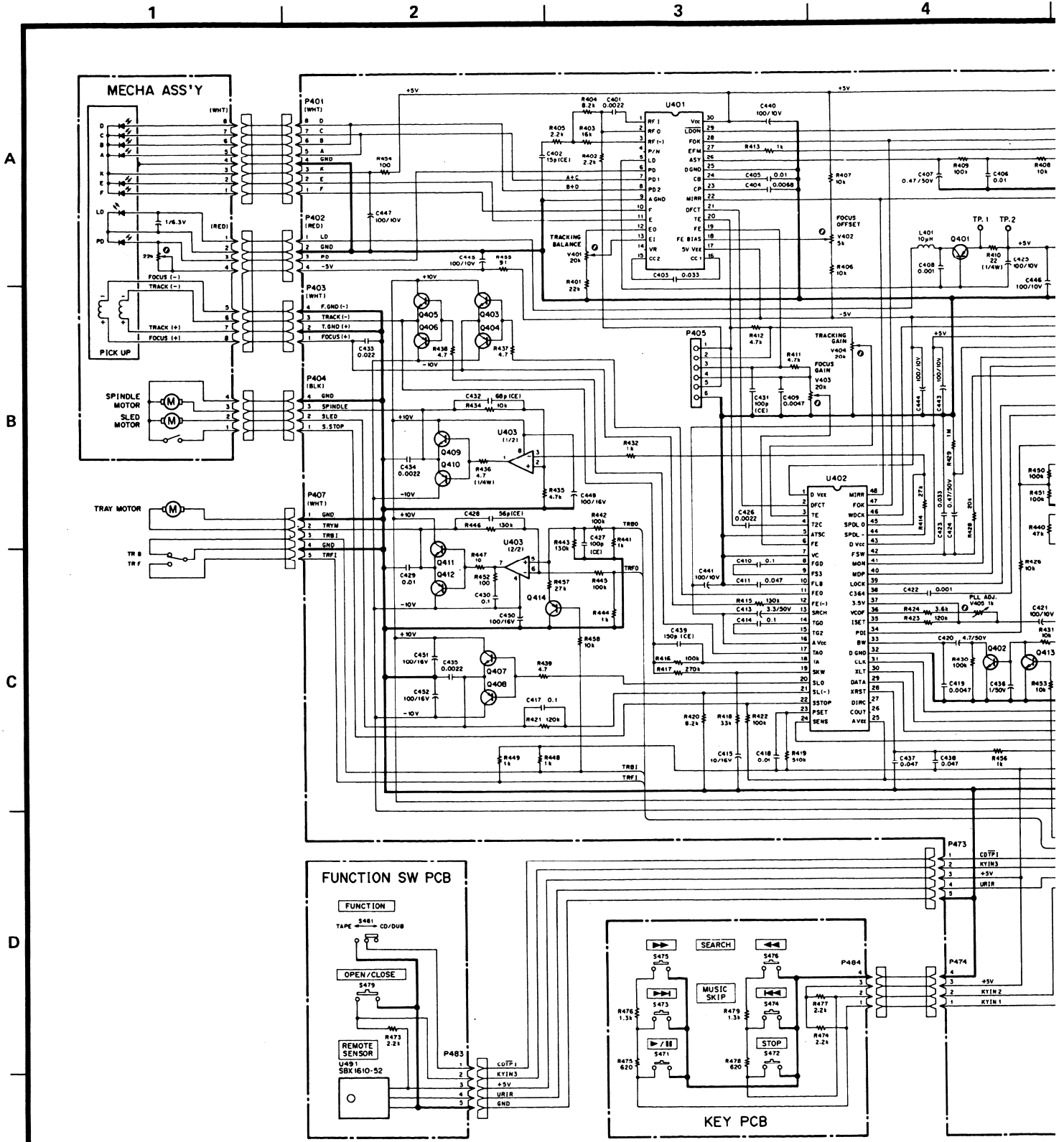
- D701
- D702
- D703
- D704
- D705
- D706
- D707

注意

1. 抵抗の単位はΩ (k = kΩ, M = MΩ)です。
2. コンデンサの単位はμF (p = pF)です。
3. △マークのある部品は安全重要部品です。
交換するときは必ずティアック指定の部品を使用してください。

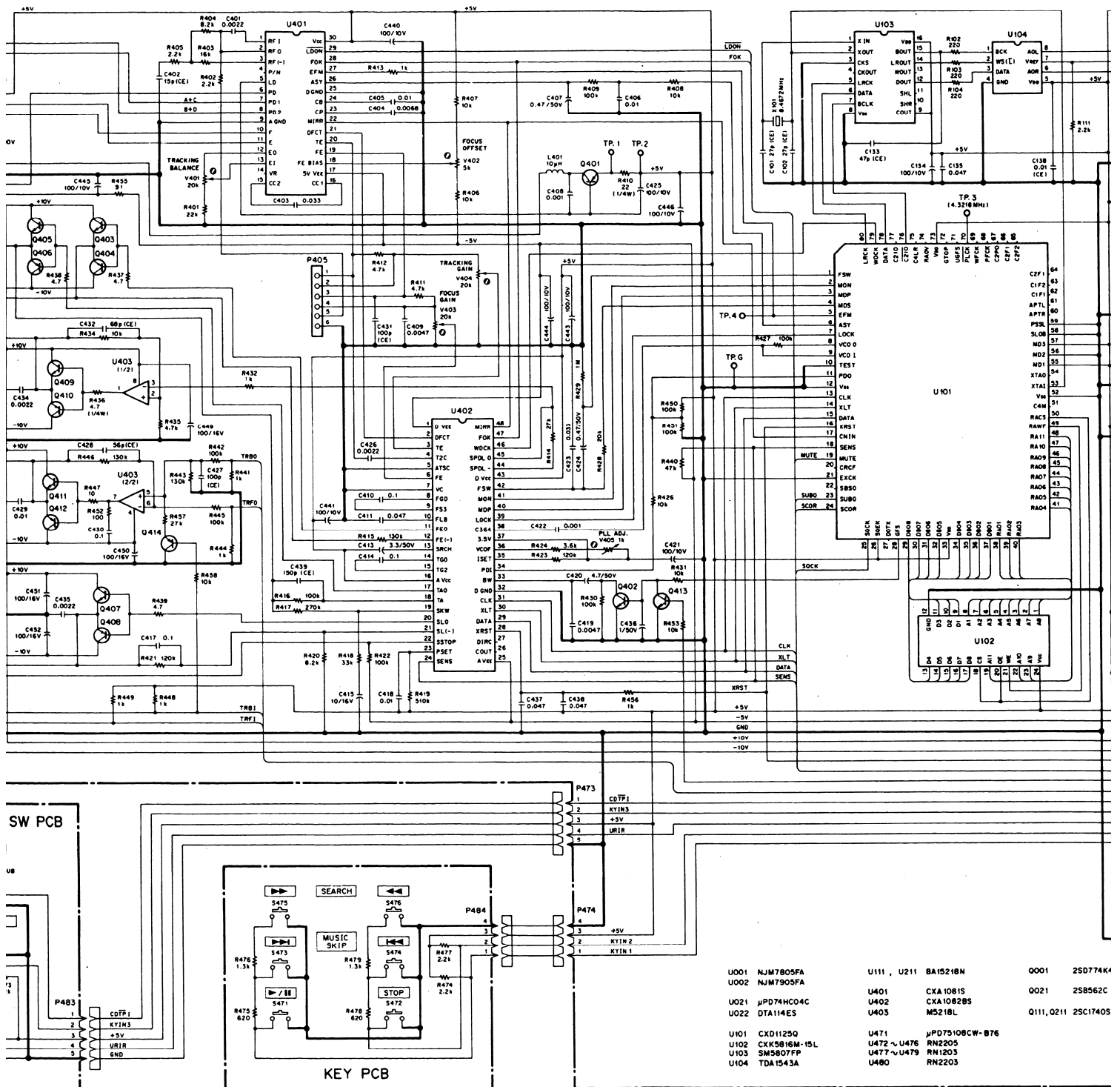
Compact Disc Player/Stereo Cassette

TEAC SCHEMATIC DIAGRAM AD-3



INSTRUCTIONS FOR SERVICE PERSONAL
BEFORE RETURNING APPLIANCE TO THE CUSTOMER, MAKE LEAKAGE-CURRENT OR RESISTANCE MEASUREMENTS TO DETERMINE THAT EXPOSED PARTS ARE ACCEPTABLY INSULATED FROM THE SUPPLY CIRCUIT.

- NOTES**
1. Resistor values are in ohms (k=kilo-ohms, M=megohms).
 2. Capacitor values are in microfarads (p=picofarads).
 3. Δ Parts marked with this sign are safety critical components. They must always be replaced with identical components—refer to the appropriate parts list and ensure exact replacement.

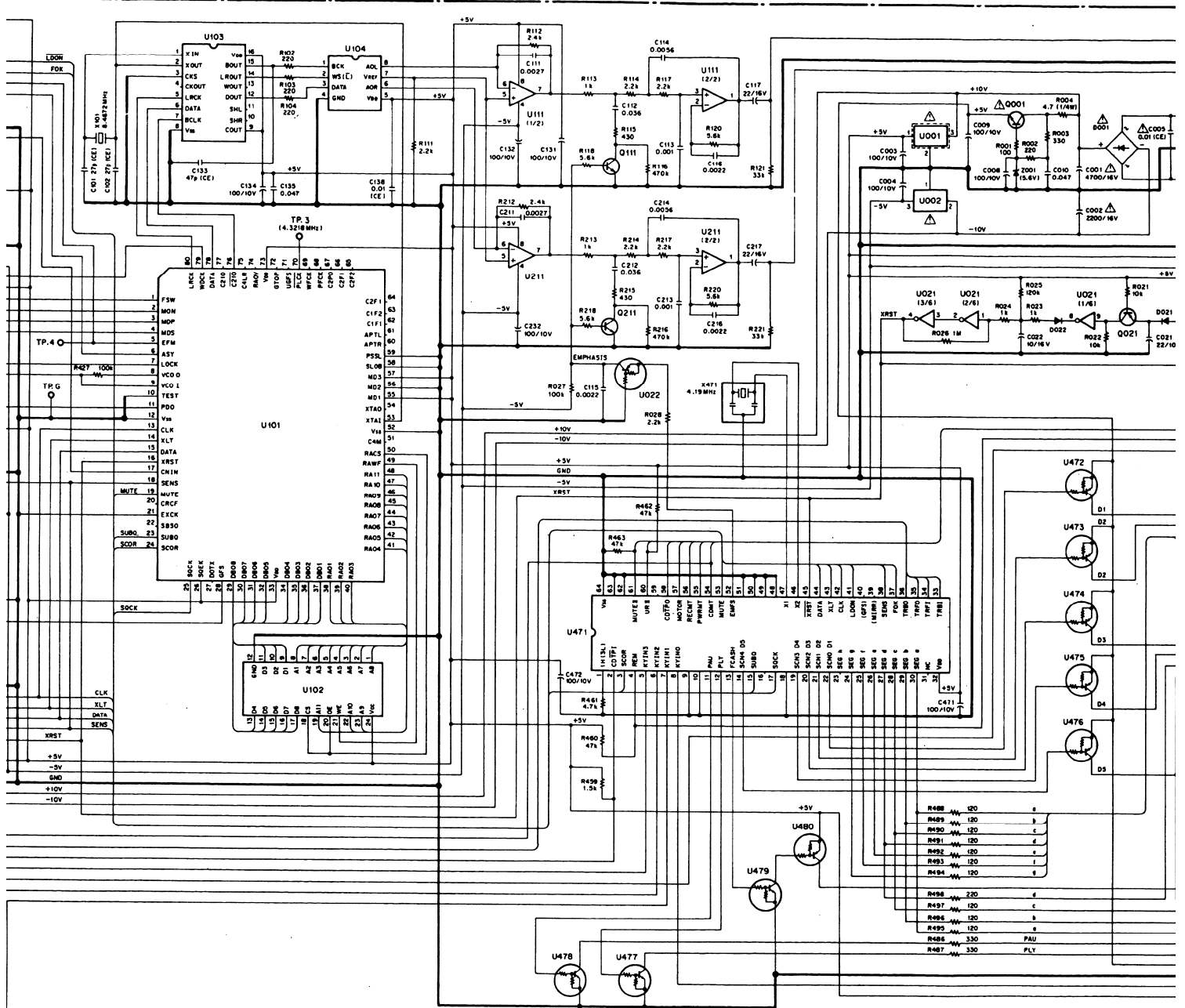


PERSONAL
CUSTOMER, MAKE LEAKAGE-
DETERMINE THAT EXPOSED
SUPPLY CIRCUIT.

- NOTES**
1. Resistor values are in ohms (k=kilo-ohms, M=megohms).
 2. Capacitor values are in microfarads (p=picofarads).
 3. Δ Parts marked with this sign are safety critical components. They must always be replaced with identical components-refer to the appropriate parts list and ensure exact replacement.

- 注意**
1. 抵抗の単位は Ω (k=k Ω , M=M Ω)です。
 2. コンデンサの単位は μF (p=pF)です。
 3. Δ マークのある部品は安全重要部品です。交換するときは必ずテック指定の部品を使用してください。

U001	NJM7805FA	U111, U211	BA15218N	Q001	2SD774K4
U002	NJM7905FA	U401	CXA10815	Q021	2SB562C
U021	μ PD74HC04C	U402	CXA10828S	Q111, Q211	2SC1740S
U022	DTA114E5	U403	MS218L		
U101	CXD11250	U471	μ PD75108CW-B76		
U102	CKK5816M-15L	U472 ~ U476	RN2205		
U103	SM5807FP	U477 ~ U479	RN1203		
U104	TDA1543A	U480	RN2203		

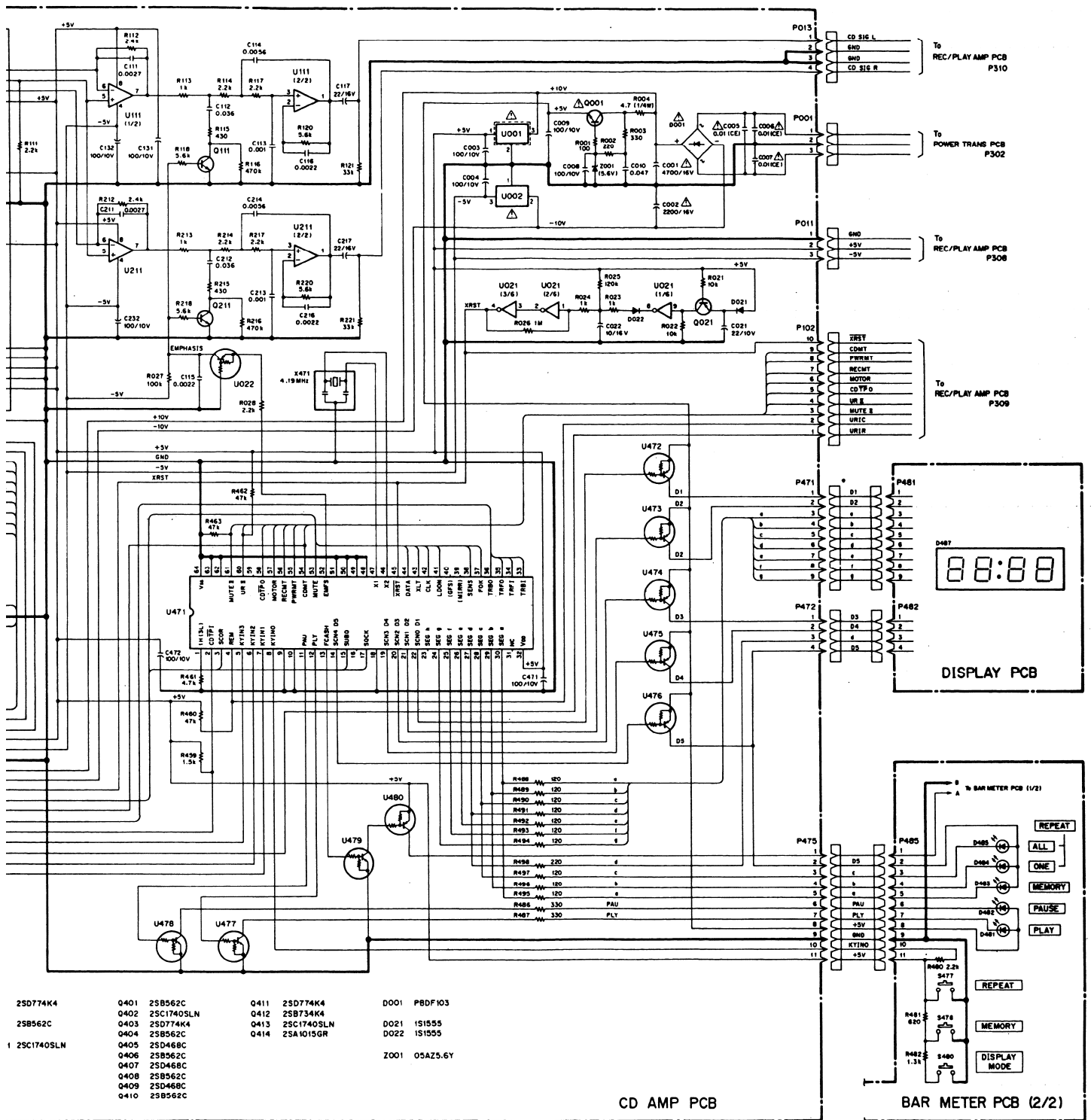


U001 NJM7905FA	U111, U211 BA15218N	Q001 2SD774K4	Q401 2SB562C	Q411 2SD774K4	D001 PRDF103
U002 NJM7905FA	U401 CXA1081S	Q021 2SB562C	Q402 2SC1740SLN	Q412 2SB734K4	D021 1S1555
U021 μPD74HC04C	U402 CXA1082BS	Q111, Q211 2SC1740SLN	Q403 2SD774K4	Q413 2SC1740SLN	D022 1S1555
U022 DTA114ES	U403 M521BL		Q404 2SB562C	Q414 2SA1015GR	
			Q405 2SD468C		Z001 05AZ5.6Y
U101 CXD1125Q	U471 μPD75108CW-B76		Q406 2SB562C		
U102 CXK5816M-15L	U472 ~ U476 RN205		Q407 2SD468C		
U103 SM5807FP	U477 ~ U479 RN1203		Q408 2SB562C		
U104 TDA1543A	U480 RN2203		Q409 2SD468C		
			Q410 2SB562C		

CD AMP PCB

注意
 抵抗の単位はΩ (k = kΩ, M = MΩ)です。
 コンデンサの単位はμF (p = pF)です。
 △マークのある部品は安全重要部品です。
 交換するときは必ずティアック指定の部品を使用してください。

Compact Disc Player/Stereo Cassette



Compact Disc Player/Stereo Cassette Deck **AD-3**

1st Issue; January 1991

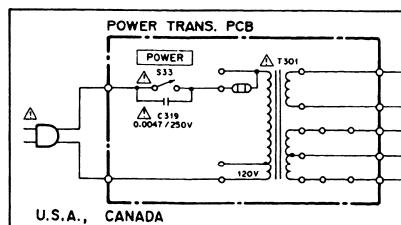
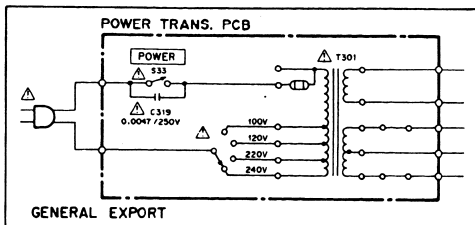
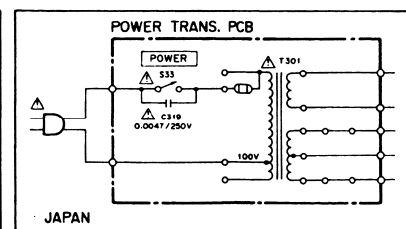
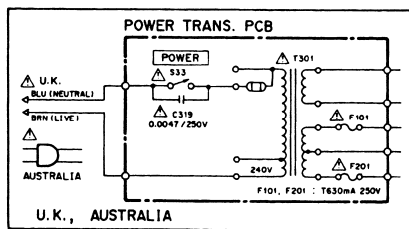
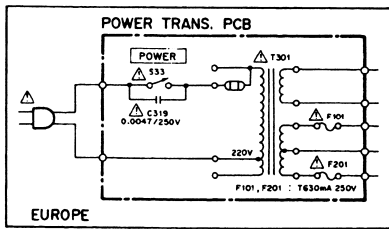
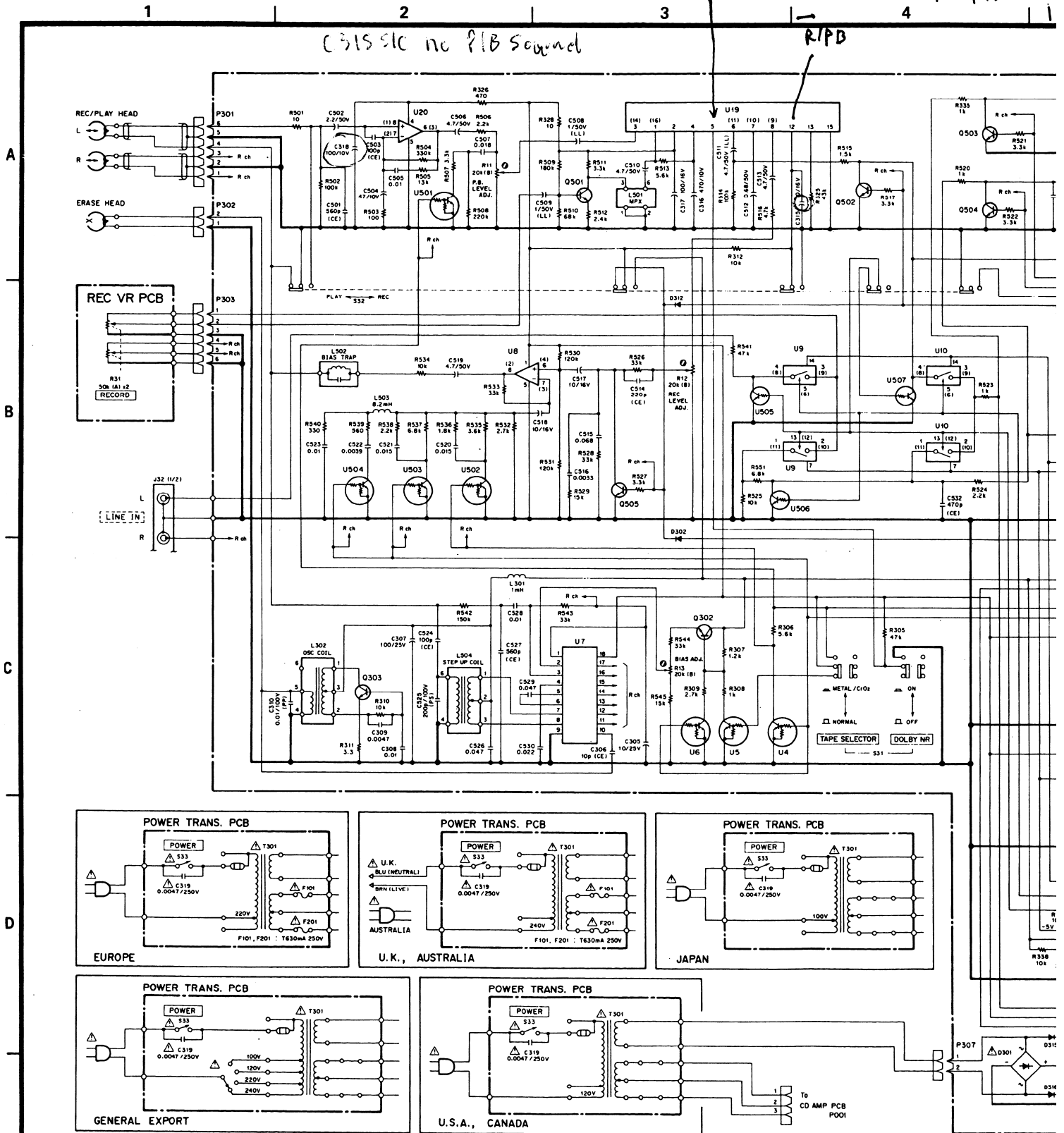
TEAC SCHEMATIC DIAGRAM AD-3

DOLBY ON/OFF

C315 SLIC NO PIB SOUND

C315 SLIC NO PIB SOUND

RIPB



INSTRUCTIONS FOR SERVICE PERSONAL
BEFORE RETURNING APPLIANCE TO THE CUSTOMER, MAKE LEAKAGE-CURRENT OR RESISTANCE MEASUREMENTS TO DETERMINE THAT EXPOSED PARTS ARE ACCEPTABLY INSULATED FROM THE SUPPLY CIRCUIT.

NOTES

1. Resistor values are in ohms (k=kilo-ohms, M=megohms).
2. Capacitor values are in microfarads (p=picofarads).
3. ΔParts marked with this sign are safety critical components. They must always be replaced with identical components—refer to the appropriate parts list and ensure exact replacement.

注意

1. 抵
 2. Δ
 3. △
- 交

Sony CXA 1101P

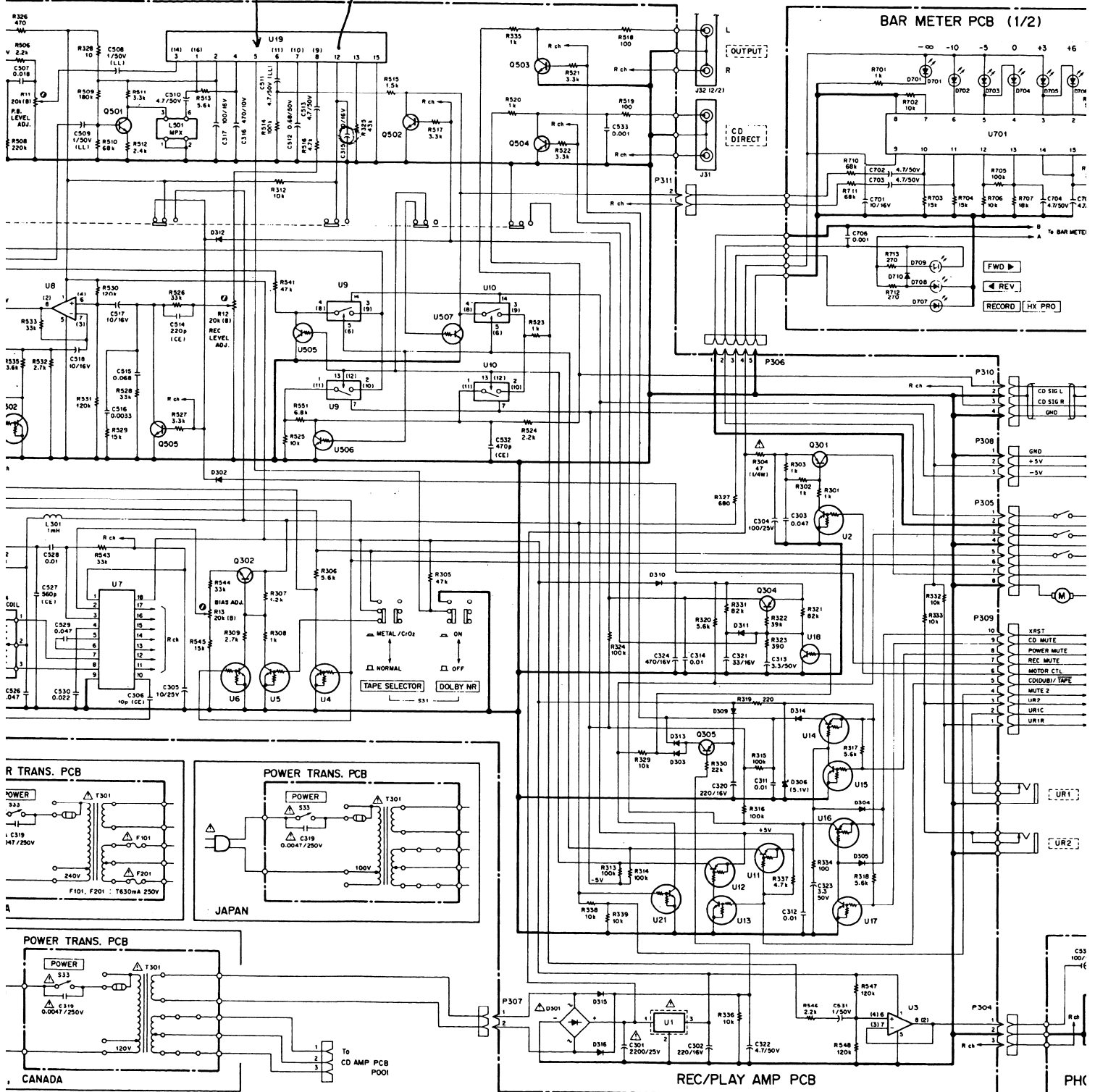
)-3

DOLBY ON/OFF

C315 51k
no PIB sound
10uF 16V

PIB sound

R/PIB



NOTES

1. Resistor values are in ohms (k=kilo-ohms, M=megohms).
2. Capacitor values are in microfarads (p=picofarads).
3. Δ Parts marked with this sign are safety critical components. They must always be replaced with identical components-refer to the appropriate parts list and ensure exact replacement.

注意

1. 抵抗の単位は Ω (k = k Ω , M = M Ω) です。
2. コンデンサの単位は μF (p = pF) です。
3. Δ マークのある部品は安全重要部品です。交換するときは必ずティアック指定の部品を使用してください。

E LEAKAGE-
AT EXPOSED
JIT.

Con

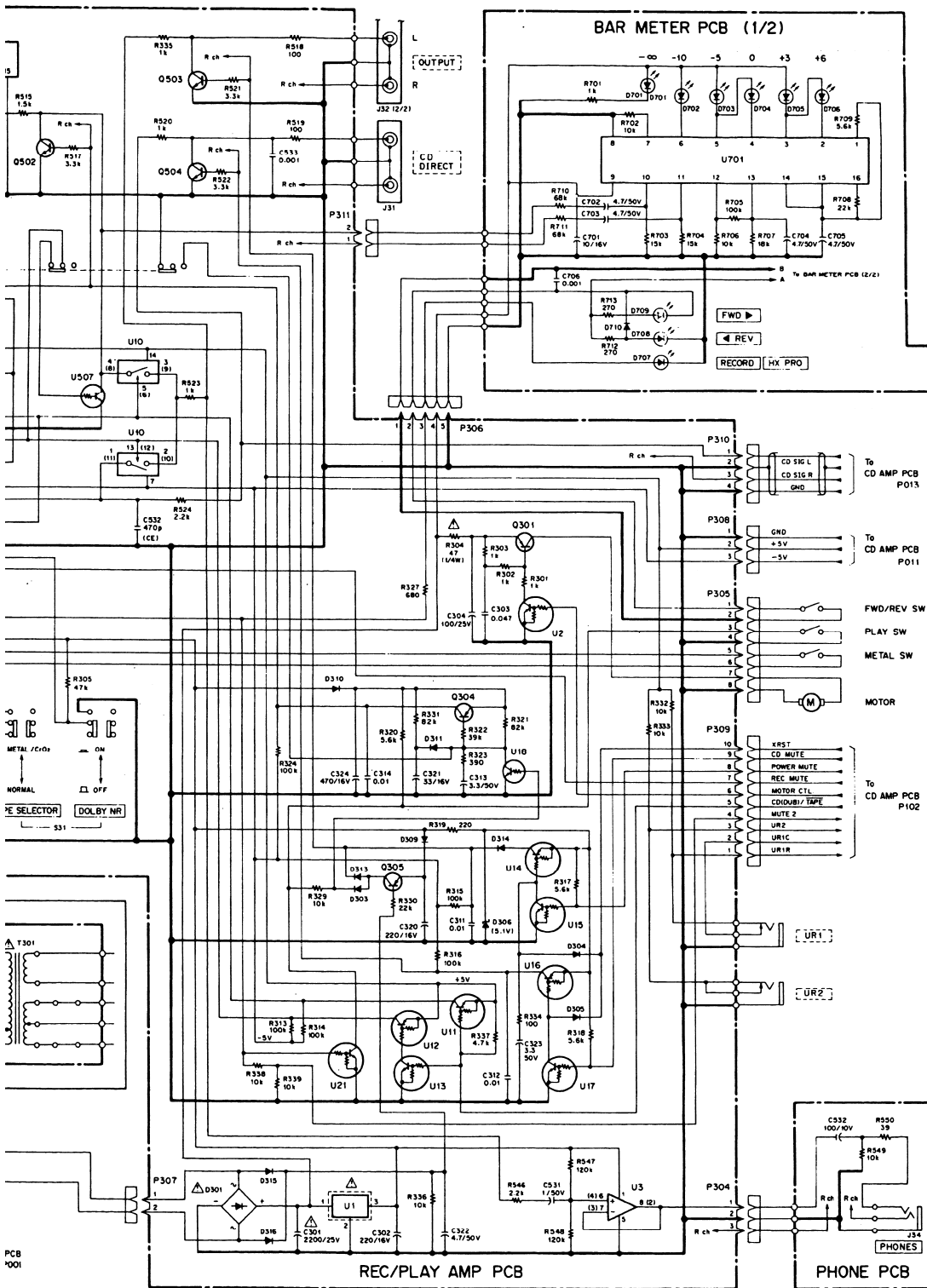
C315 SLK
no PIB sound

4

10uF 16V 5

6

7



() : R ch

- U1 μPC78M10
- U2 RN1203
- U3 NJM4558S
- U4 RN1203
- U5 RN1203
- U6 RN1203
- U7 μPC1297CA
- U8 NJM4558S
- U9 TC4066BP
- U10 TC4066BP
- U11 RN2203
- U12 RN2203
- U13 DTC114ES
- U14 RN2203
- U15 RN1203
- U16 RN2203
- U17 RN1203
- U18 DTC1431S
- U19 CXAI101P
- U20 μPC1228H
- U21 RN1203

- U501 (U601) RN1203
- U502 (U602) RN1203
- U503 (U603) RN1203
- U504 (U604) RN1203
- U505 (U605) DT1431S
- U506 (U606) DTC1431S
- U507 (U607) DTC1431S

U701 IR2E24

- Q301 2SA1020Y
- Q302 2SC2235Y
- Q303 2SC2235Y
- Q304 2SA1015GR
- Q305 2SA1015GR

- Q501 (Q601) 2SC1740SLN-S
- Q502 (Q602) 2SC1740SLN-S
- Q503 (Q603) 2SC1740SLN-S
- Q504 (Q604) 2SC1740SLN-S
- Q505 (Q605) 2SC1740SLN-S

- D301 PB153M
- D302 1S1555
- D303 1S1555
- D304 1S1555
- D305 1S1555
- D306 G2A5.1X

- D309 1S1555
- D310 1N4003
- D311 1S1555
- D312 1S1555
- D313 1S1555
- D314 1S1555
- D315 1N4003
- D316 1N4003

- D701
- D702
- D703
- D704
- D705
- D706
- D707
- D708
- D709
- D710 1N4003

注意

1. 抵抗の単位はΩ (k = kΩ, M = MΩ)です。
2. コンデンサの単位はμF (p = pF)です。
3. △マークのある部品は安全重要部品です。交換するときは必ずティアック指定の部品を使用してください。

o=ohms, M=megohms.
Is (p=picofarads).
safety critical components.
h identical components-refer
isure exact replacement.

Compact Disc Player/Stereo